

Annual Enforcement Report

Fiscal Year 2013



Enforcement Division
Office of Compliance and Enforcement
Texas Commission on Environmental Quality

November 2013

**The electronic annual enforcement report is available on the TCEQ's Web Page at
<http://www.tceq.texas.gov/enforcement/reports/AER/annenfreport.html>**

Table of Contents

INTRODUCTION	VIII
GLOSSARY OF ABBREVIATIONS FOR PROGRAMS	IX
EXECUTIVE SUMMARY	X
CHAPTER 1: THE ENVIRONMENTAL TOOLBOX.....	1-1
EVENT COORDINATION AND EDUCATION ACTIVITIES	1-1
ASSISTANCE TO SMALL BUSINESSES AND LOCAL GOVERNMENTS.....	1-1
<i>Table 1-1: Small Business and Local Government Assistance Activities.....</i>	<i>1-2</i>
<i>Figure 1-1: Multi-Media Site Visits and Resulting Compliance Commitment Partnerships.....</i>	<i>1-3</i>
INVESTIGATIONS AND ENFORCEMENT POLICY	1-4
<i>Figure 1-2: Total Investigations by FY</i>	<i>1-6</i>
<i>Figure 1-3: Complaints Investigated by FY.....</i>	<i>1-6</i>
<i>Figure 1-4: Notices of Violation Issued by FY</i>	<i>1-7</i>
<i>Figure 1-5: Summary of Texas Environmental Health and Safety Audit Privilege Act Statistics</i>	<i>1-8</i>
<i>Table 1-2: Percent of Facilities Inspected by the TCEQ in Compliance</i>	<i>1-8</i>
CHAPTER 2: DOLLARS AND SENSE	2-1
<i>Figure 2-1: Total Number of Administrative Orders Issued by FY.....</i>	<i>2-1</i>
<i>Figure 2-2: Number of Administrative Orders Issued by Media and FY</i>	<i>2-2</i>
<i>Table 2-1: Summary of Administrative Penalty Amounts and SEPs by FY.....</i>	<i>2-3</i>
<i>Figure 2-3: Penalties and SEPs in Administrative Orders by FY.....</i>	<i>2-3</i>
<i>Table 2-2: Civil Judicial Order Penalty Amounts and SEPs by FY</i>	<i>2-5</i>
CHAPTER 3: THE CRIMINAL ELEMENT.....	3-1
TEXAS ENVIRONMENTAL ENFORCEMENT TASK FORCE (THE “TASK FORCE”).....	3-1
CRIMINAL INVESTIGATIONS	3-1

<i>Table 3-1: Summary of Criminal Investigation Information by FY</i>	3-1
CHAPTER 4: COMPARATIVE ANALYSIS OF PERFORMANCE	4-1
COMPARISON OF ORDERS ISSUED BY MEDIA TYPE.....	4-1
<i>Figure 4-1: Percent of Orders Issued by Media Type in FY 2013</i>	4-1
COMPARISON OF ORDERS ISSUED BY INDUSTRY TYPE	4-2
<i>Figure 4-2: Percent of Industry Types with Orders Issued in FY 2013</i>	4-2
<i>Figure 4-3: Percent of Industry Types with Previous Orders</i>	4-3
<i>Figure 4-4: Percent of Industry Types with Same or Similar Violations</i>	4-4
COMPARISON OF ORDERS ISSUED BY REGULATED ENTITY SIZE	4-5
<i>Figure 4-5: Size of Regulated Entities with Administrative Orders Issued in FY 2013</i>	4-5
COMPARISON OF CITATIONS IN ORDERS ISSUED.....	4-6
<i>Table 4-1: Percent of Citations in Orders Issued in FY 2013</i>	4-6
<i>Figure 4-6: Percent of Most Frequently Cited Rules or Statutes by Media</i>	4-7
COMPLIANCE HISTORY PROGRAM	4-7
<i>Figure 4-7: Severity of Violations Included in Orders Issued in FY 2013</i>	4-8
CHAPTER 5: ASSESSMENT OF EMISSIONS EVENTS (EES)	5-1
BACKGROUND	5-1
REPORTED INCIDENTS	5-2
<i>Figure 5-1: Total Number of Incidents Reported Statewide</i>	5-2
<i>Table 5-1: Total Number of Incidents Reported Statewide under 30 TAC Chapter 101, Subchapter F</i>	5-3
REPORTED INCIDENTS CONTINUED.....	5-4
<i>Table 5-2: Incidents Reported by Industry Classification under 30 TAC Chapter 101, Subchapter F</i>	5-4
TOTAL QUANTITY OF EMISSIONS	5-5
<i>Figure 5-2: Total Quantity of Emissions Reported Statewide</i>	5-5

<i>Table 5-3: Total Quantity of Emissions (in pounds) Reported Statewide under 30 TAC Chapter 101, Subchapter F</i>	5-6
TOP CONTRIBUTING AIR CONTAMINANTS	5-7
<i>Figure 5-3: Top Contributing Air Contaminants Reported Statewide</i>	5-7
<i>Table 5-4: Total Quantity of Air Contaminants (in pounds) Reported Statewide under 30 TAC Chapter 101, Subchapter F</i>	5-8
QUANTITY OF CONTAMINANTS BY INDUSTRY CLASSIFICATION	5-9
<i>Figure 5-4: Quantity of Contaminants by Industrial Classification</i>	5-9
<i>Table 5-5: Total Quantity of Air Contaminants (in pound) by NAICS Code Reported Statewide under 30 TAC Chapter 101, Subchapter F</i>	5-10
INCIDENTS INVESTIGATED	5-11
<i>Figure 5-5: Incidents Investigated</i>	5-11
<i>Table 5-6: Agency Response to Incidents Reported under 30 TAC Chapter 101, Subchapter F</i>	5-12
EMISSIONS EVENTS INVESTIGATIONS BY REGION	5-13
<i>Figure 5-6: EE Investigations by Region</i>	5-13
<i>Table 5-7: Total Number of EE Incidents Reported Statewide under 30 TAC Chapter 101, Subchapter F</i>	5-14
<i>Table 5-8: Agency Investigations of EEs under 30 TAC 101, Subchapter F</i>	5-14
EXCESSIVE EMISSIONS EVENTS.....	5-15
<i>Figure 5-7: Excessive Determinations and CAPs</i>	5-15
<i>Table 5-9: Excessive EE Determinations and CAPs under 30 TAC Chapter 101, Subchapter F</i>	5-16
CHAPTER 6: AGGREGATE PRODUCTION OPERATIONS.....	6-1
TRAINING PROGRAM	6-2
INVESTIGATIONS AND RESULTS	6-2
NUMBER AND GENERAL LOCATION OF REGISTERED FACILITIES.....	6-3
<i>Table 6-1: Registered APOs per Region</i>	6-3
CHAPTER 7: RESULTS OF ENFORCEMENT ACTIONS.....	7-1

Figure 7-1: Impact Analysis of Administrative and Civil Judicial Orders..... 7-1

Figure 7-2: Results of Administrative and Civil Judicial Orders – Permitting and Process Changes..... 7-2

Figure 7-3: Results of Administrative and Civil Judicial Orders – Clean Up, Monitoring, and Recordkeeping Requirements 7-3

Figure 7-4: Results of Administrative and Civil Judicial Orders – Pollution Prevention 7-4

Table 7-1: Twenty-Five Largest Estimated Pollutant Reductions from Orders Issued..... 7-5

TABLES DESCRIPTIONS..... **T-1**

Table T-1A: Total Investigations Conducted FY 2013 (9/1/2012 – 8/31/2013)..... T-3

Table T-1B: On-site Investigations Conducted FY 2013 (9/1/2012 – 8/31/2013)..... T-4

Table T-2A: Total Investigations Conducted FY 2012 (9/1/2011 – 8/31/2012)..... T-5

Table T-2B: On-site Investigations Conducted FY 2012 (9/1/2011 – 8/31/2012)..... T-6

Table T-3A: Total Investigations Conducted FY 2011 (9/1/2010 – 8/31/2011)..... T-7

Table T-3B: On-site Investigations Conducted FY 2011 (9/1/2010 – 8/31/2011)..... T-8

Table T-4A: Total Investigations Conducted FY 2010 (9/1/2009 – 8/31/2010)..... T-9

Table T-4B: On-site Investigations Conducted FY 2010 (9/1/2009 – 8/31/2010)..... T-10

Table T-5A: Total Investigations Conducted FY 2009 (9/1/2008 – 8/31/2009)..... T-11

Table T-5B: On-site Investigations Conducted FY 2009 (9/1/2008 – 8/31/2009)..... T-12

Table T-6A: Total Investigations Conducted FY 2008 (9/1/2007 – 8/31/2008)..... T-13

Table T-6B: On-site Investigations Conducted FY 2008 (9/1/2007 – 8/31/2008)..... T-14

Table T-7: Complaint Investigations, FY 2013 (9/1/2012 – 8/31/2013)..... T-15

Table T-8: Complaint Investigations, FY 2012 (9/1/2011 – 8/31/2012)..... T-16

Table T-9: Complaint Investigations, FY 2011 (9/1/2010 – 8/31/2011)..... T-17

Table T-10: Complaint Investigations, FY 2010 (9/1/2009 – 8/31/2010)..... T-18

Table T-11: Complaint Investigations, FY 2009 (9/1/2008 – 8/31/2009)..... T-19

Table T-12: Complaint Investigations, FY 2008 (9/1/2007 – 8/31/2008)..... T-20

<i>Table T-13: Notices of Violation Issued (Mailed) FY 2013 (9/1/2012 – 8/31/2013) from Regional Offices ...</i>	<i>T-21</i>
<i>Table T-14: Notices of Violation Issued (Mailed) FY 2012 (9/1/2011 – 8/31/2012) from Regional Offices ...</i>	<i>T-22</i>
<i>Table T-15: Notices of Violation Issued (Mailed) FY 2011 (9/1/2010 – 8/31/2011) from Regional Offices ...</i>	<i>T-23</i>
<i>Table T-16: Notices of Violation Issued (Mailed) FY 2010 (9/1/2009 – 8/31/2010) from Regional Offices ...</i>	<i>T-24</i>
<i>Table T-17: Notices of Violation Issued (Mailed) FY 2009 (9/1/2008 – 8/31/2009) from Regional Offices ...</i>	<i>T-25</i>
<i>Table T-18: Notices of Violation Issued (Mailed) FY 2008 (9/1/2007 – 8/31/2008) from Regional Offices ...</i>	<i>T-26</i>
<i>Table T-19: Notices of Violation Issued (Mailed) FY 2013 (9/1/2012 – 8/31/2013) from Central Office</i>	<i>T-27</i>
<i>Table T-20: Notices of Violation Issued (Mailed) FY 2012 (9/1/2011 – 8/31/2012) from Central Office</i>	<i>T-28</i>
<i>Table T-21: Notices of Violation Issued (Mailed) FY 2011 (9/1/2010 – 8/31/2011) from Central Office</i>	<i>T-29</i>
<i>Table T-22: Notices of Violation Issued (Mailed) FY 2010 (9/1/2009 – 8/31/2010) from Central Office</i>	<i>T-30</i>
<i>Table T-23: Notices of Violation Issued (Mailed) FY 2009 (9/1/2008 – 8/31/2009) from Central Office</i>	<i>T-31</i>
<i>Table T-24: Notices of Violation Issued (Mailed) FY 2008 (9/1/2007 – 8/31/2008) from Central Office</i>	<i>T-32</i>
<i>Table T-25: Summary of Administrative Orders Issued FY 2013</i>	<i>T-33</i>
<i>Table T-26: Summary of Administrative Orders Issued FY 2012</i>	<i>T-34</i>
<i>Table T-27: Summary of Administrative Orders Issued FY 2011</i>	<i>T-35</i>
<i>Table T-28: Summary of Administrative Orders Issued FY 2010</i>	<i>T-36</i>
<i>Table T-29: Summary of Administrative Orders Issued FY 2009</i>	<i>T-37</i>
<i>Table T-30: Summary of Administrative Orders Issued FY 2008</i>	<i>T-38</i>
<i>Table T-31: Summary of Civil Judicial Orders Issued FY 2013.....</i>	<i>T-39</i>
<i>Table T-32: Summary of Civil Judicial Orders Issued FY 2012.....</i>	<i>T-40</i>
<i>Table T-33: Summary of Civil Judicial Orders Issued FY 2011.....</i>	<i>T-41</i>
<i>Table T-34: Summary of Civil Judicial Orders Issued FY 2010.....</i>	<i>T-42</i>
<i>Table T-35: Summary of Civil Judicial Orders Issued FY 2009.....</i>	<i>T-43</i>
<i>Table T-36: Summary of Civil Judicial Orders Issued FY 2008.....</i>	<i>T-44</i>

Appendices

[Appendix 1](#): List of Administrative Enforcement Orders Issued During FY 2013

[Appendix 2](#): Summary of Supplemental Environmental Projects Approved in Administrative Orders Issued in FY 2013

[Appendix 3](#): List of Administrative Enforcement Orders Issued During FY 2012

[Appendix 4](#): Summary of Supplemental Environmental Projects Approved in Administrative Orders Issued in FY 2012

[Appendix 5](#): List of Administrative Enforcement Orders Issued During FY 2011

[Appendix 6](#): Summary of Supplemental Environmental Projects Approved in Administrative Orders Issued in FY 2011

[Appendix 7](#): List of Administrative Enforcement Orders Issued During FY 2010

[Appendix 8](#): Summary of Supplemental Environmental Projects Approved in Administrative Orders Issued in FY 2010

[Appendix 9](#): List of Administrative Enforcement Orders Issued During FY 2009

[Appendix 10](#): Summary of Supplemental Environmental Projects Approved in Administrative Orders Issued in FY 2009

[Appendix 11](#): List of Administrative Enforcement Orders Issued During FY 2008

[Appendix 12](#): Summary of Supplemental Environmental Projects Approved in Administrative Orders Issued in FY 2008

[Appendix 13](#): List of Civil Judicial Orders Issued Through Representation by the Office of Attorney General for FY 2013

[Appendix 14](#): List of Civil Judicial Orders Issued Through Representation by the Office of Attorney General for FY 2012

[Appendix 15](#): List of Civil Judicial Orders Issued Through Representation by the Office of Attorney General for FY 2011

[Appendix 16](#): List of Civil Judicial Orders Issued Through Representation by the Office of Attorney General for FY 2010

[Appendix 17](#): List of Civil Judicial Orders Issued Through Representation by the Office of Attorney General for FY 2009

[Appendix 18](#): List of Civil Judicial Orders Issued Through Representation by the Office of Attorney General for FY 2008

[Appendix 19](#): Description of Each Criminal Conviction Obtained in FY 2013

[Appendix 20](#): Description of Each Criminal Conviction Obtained in FY 2012

[Appendix 21](#): Description of Each Criminal Conviction Obtained in FY 2011

[Appendix 22](#): Description of Each Criminal Conviction Obtained in FY 2010

[Appendix 23](#): Description of Each Criminal Conviction Obtained in FY 2009

[Appendix 24](#): Description of Each Criminal Conviction Obtained in FY 2008

Introduction

During the 75th Legislative Session, House Bills (HB) 1133 and 1367 added Section (§) 5.126 to the Texas Water Code (TWC) that requires the Texas Commission on Environmental Quality (“TCEQ” or “Commission”) to prepare an electronic enforcement report each year by December 1. The law requires the Commission to report actions for each type of regulatory program. The report is to contain statistical indicators including the number of investigations, number of notices of violation issued, number of enforcement actions, type of enforcement actions, amount of penalties assessed, deferred, or collected; and any other information the Commission determines is relevant. The report must include a comparison with TCEQ’s enforcement actions for each of the preceding five fiscal years. This report, the seventeenth of its kind, includes information from fiscal years 2008-2013.

The 77th Legislative Session added requirements to the Annual Enforcement Report in TWC § 5.756 and re-codified § 5.123 as TWC § 5.126. The new requirements expanded the comparison requirement in the original section by adding a comparative analysis of data evaluating the performance, over time, of the Commission and of entities regulated by the Commission. The Legislature also added a requirement in Texas Health and Safety Code (THSC) § 382.0215 to assess emissions events (EEs), including actions taken by the Commission in response to the EEs. Emissions events are upset events or unscheduled maintenance, startup, or shutdown activities, from a common cause that results in unauthorized emissions of air contaminants.

The 82nd Legislative Session added Chapter 28A to the TWC, which pertains to the registration and investigation of certain aggregate production operations (APOs). The law requires the Commission to conduct a physical survey of the state to identify all active APOs and to ensure that each is registered. Additionally, the Commission is required to report the results of the survey, the number and general location of the registered APOs, the number of inspectors trained in multiple areas related to the investigations, the number of investigations conducted, and the results of the investigations.

The TCEQ is the State’s primary and comprehensive environmental regulatory agency. Its mission is to protect our State’s precious human and natural resources consistent with sustainable economic development. The agency regulates more than 524,700 public and private facilities and/or individuals in Texas that affect, or have the potential to significantly affect, the environment. The goal of the agency is clean air, clean water, and the safe management of waste.

Glossary of Abbreviations for Programs

AGRI = water quality facilities such as dairies and concentrated animal feeding operations

AIREI = Air Emissions Inventory

AIR or AQ = air quality

APO = aggregate production operations

DC = dry cleaners

EA = Edwards Aquifer

ER = emergency response

IHW = industrial and hazardous waste

MSW = municipal solid waste, including landfills, tires, medical waste, and used oil/filter facilities

OC or OL = occupational certification/licensing

OSSF = on-site sewage facilities

PST = petroleum storage tanks

PWS = public water supply systems

RAD = radioactive material disposal, including low level radioactive waste and non- oil and gas exploration naturally occurring radioactive material waste disposal

UIC = underground injection control

WQ = water quality, including domestic and industrial wastewater treatment plants, storm water, and sludge use operations (beneficial use sites and transporters)

WR or WATERIGHT = water rights diversion and pumping

WWA = wastewater agriculture, such as dairies and concentrated animal feeding operations

MM = multi-media - any combination of the above

Annual Enforcement Report

Fiscal Year 2013

Executive Summary

Fiscal Year (FY) 2013 was a year of significant accomplishments for the TCEQ. Enforcement efforts resulted in 2,182 administrative orders issued with over \$12.4 million to be paid as penalties and over \$2.4 million to be expended for Supplemental Environmental Projects (SEPs). In addition, there were two administrative orders for which stipulated penalties were collected during FY 2013. These orders contain provisions that require payment of stipulated penalty amounts for specified future violations for the duration of the order. During FY 2013, equal amounts were paid in penalties and SEPs (\$270,000 each for a total of \$540,000) for these two orders. There were an additional 43 civil judicial orders issued through representation by the Texas Office of Attorney General (OAG) that resulted in over \$10.8 million to be paid as penalties and \$138,750 to be expended for SEPs.

Compliance Assistance: The agency's efforts to provide assistance to the regulated community resulted in helping more than 54,000 Texas small businesses and local governments, keeping them informed about changes and trends in environmental regulations to help them comply. Additionally, TCEQ provided compliance assistance and technical information to nearly 6,300 Texans through agency-sponsored seminars and workshops.

Investigations and Enforcement: The agency conducted nearly 106,000 routine investigations and investigated approximately 3,600 complaints. More than 12,800 Notices of Violation were issued regarding investigations conducted.

The voluntary environmental self-audit program resulted in the receipt, evaluation, and response for 1,271 notices of intent to audit and 655 disclosures of violation. Those who comply with the conditions of the Texas Environmental, Health, and Safety Audit Privilege Act may qualify for immunity from penalties if swift compliance is achieved. In FY 2013, there was a significant increase in the number of notices of intent to audit (and subsequently, disclosures of violations) from regulated entities associated with oil and gas exploration and aggregate production operations.

Along with the agency's administrative and civil enforcement authorities, the TCEQ also partners with the Texas Environmental Enforcement Task Force to pursue criminal enforcement. The agency participated in two search warrants and finalized 12 cases with convictions against 13 individuals and nine corporations. The finalized cases included 19 felony counts and 12 misdemeanor counts. These cases resulted in a total of \$1,686,647 in criminal fines, 25 years of probation and deferred adjudication, 30 months of imprisonment with 24 months of supervised release after term served and over \$560,000 in restitution, with \$534,610 ordered to be paid back to the Texas Emissions Reduction Plan program.

Comparative Analysis of Performance: Most of the enforcement orders issued by the TCEQ were for the waste program (1,183 orders or 53%) and were primarily the result of increased investigations at petroleum storage tank sites subject to the Federal Energy Policy Act of 2005. Of the 2,153 regulated entities that were issued civil and administrative orders, 485 (23%) of the regulated entities had previous enforcement orders, and 338 (16%) had previous violations that were the same or similar.

The highest percentage of industry types with previous orders issued included Petroleum Refineries (18%), Petrochemical Manufacturing (15%), Water Supply and Irrigation Systems (13%), Plastic Material and Resin Manufacturing (11%), Gasoline Stations with Convenience Stores (8%), All Other Basic Organic Chemical Manufacturing (6%), and Sewage Treatment Facilities (5%).

The highest percentage of industry types for regulated entities with same or similar violations included in prior enforcement orders included Petrochemical Manufacturing (21%), Petroleum Refineries (16%), Plastics Material and Resin Manufacturing (14%), Sewage Treatment Facilities (10%), All Other Basic Organic Chemical Manufacturing (9%), Gasoline Stations with Convenience Stores (5%), Water Supply and Irrigation Systems (4%), Recyclable Material Merchant Wholesalers (3%), Pipeline Transportation of Natural Gas (2%), and Natural Gas Liquid Extraction (2%).

Emissions Events: The overall number of incidents reported increased 6% from 4,290 in FY 2012 to 4,533 in FY 2013. The overall number of investigations conducted decreased from 1,414 in FY 2012 to 1,392 in FY 2013. The following North American Industrial Classification System (NAICS) code sectors reported the most incidents: 211111 (Crude Petroleum and Natural Gas Extraction), 211112 (Natural Gas Liquid Extraction), and 32411 & 324110 (Petroleum Refineries). The reported quantity of emissions from FY 2012 to FY 2013 decreased 22% from 84,603,345 pounds to 69,572,393. Significant decreases were experienced in the Midland, San

Angelo, Tyler, Harlingen, and Austin regions. Some decreases in west Texas can be attributed to improved oil and gas infrastructure. The Houston, Amarillo, San Antonio, and Dallas/Fort Worth regions experienced an increase in emissions. The increases in these regions were attributed to oil and gas production growth and large events in the Houston and Amarillo areas. Sulfur dioxide comprised the greatest quantity, 33.6 million pounds, of all the contaminants reported. There was an overall increase in the amount of highly-reactive volatile organic compounds (HRVOCs) reported from 2,806,402 in FY 2012 to 3,019,193 in FY 2013.

Aggregate Production Operations: The TCEQ completed a total of 1,169 APO surveys and 95 investigations resulting in issuance of 66 Notices of Violation and identification of 569 sites requiring additional investigation. Three Notices of Enforcement were issued; however, the final enforcement orders have not yet become effective.

Results of Enforcement Actions: Enforcement Orders resulted in more than 292 million pounds of pollutants eliminated, reduced, or the routes of exposure reduced, and an estimated cost of more than \$202 million that respondents will spend to achieve compliance.

Chapter 1: The Environmental Toolbox

The TCEQ approaches enforcement as a tool among many available to protect the environment and people while addressing key environmental issues. The agency pursues strong and vigorous enforcement, used within an overall strategy for achieving maximum compliance. The TCEQ uses a broad range of tools to enable and require businesses and governments, large and small, to comply with environmental rules. These tools include on-site and off-site facility assistance, small business and local government assistance, general education events, regulatory workshops, publications and guidance documents, telephone hotlines, and the agency's expansive internet site, as well as traditional investigations and enforcement.

Event Coordination and Education Activities

The TCEQ also provides educational opportunities and technical assistance through coordinated workshops, seminars, and educational events, including an annual trade fair. During FY 2013, eight agency-sponsored seminars provided technical information and assistance to over 6,300 attendees.

TCEQ-Sponsored Seminars

- Environmental Trade Fair and Conference
- Dam Safety Workshop for Owners and Operators (three events)
- Water Quality/Stormwater Seminar
- Advanced Air Permitting Seminar/Oil & Gas Facilities Workshop
- Public Drinking Water Conference
- Industrial Emissions Inventory Seminar

Assistance to Small Businesses and Local Governments

The TCEQ annually reaches more than 54,000 Texas small businesses and local governments, keeping them informed about changes and trends in environmental regulations to help them comply. This overall figure included 5,275 direct requests for assistance from small business and local government customers. TCEQ staff also presented compliance information to small businesses and/or local governments at 55 events with over 2,700 attendees. All of this assistance focuses on up-to-date information that ultimately helps the regulated community understand environmental rules and how to comply with those rules.

In addition, 174 small businesses or local governments received on-site compliance assessments, a comprehensive, multi-environmental media review of their operations. Of those sites, 41 demonstrated compliance and qualified to be new members of the Compliance Commitment (C2) program. The C2 recipients correct all compliance deficiencies found during their site visits in exchange for an up to two-year exemption from routine TCEQ investigations. The U.S. Environmental Protection Agency and local enforcement programs in Corpus Christi, Dallas, El Paso, Ft. Worth, Galveston, Houston, Pasadena, Waco, Brazoria County, Fort Bend County, and Montgomery County, waive scheduled investigations for C2 recipients. At the end of FY 2013, the total number of C2 participants (new and previous members combined) stands at 114 entities.

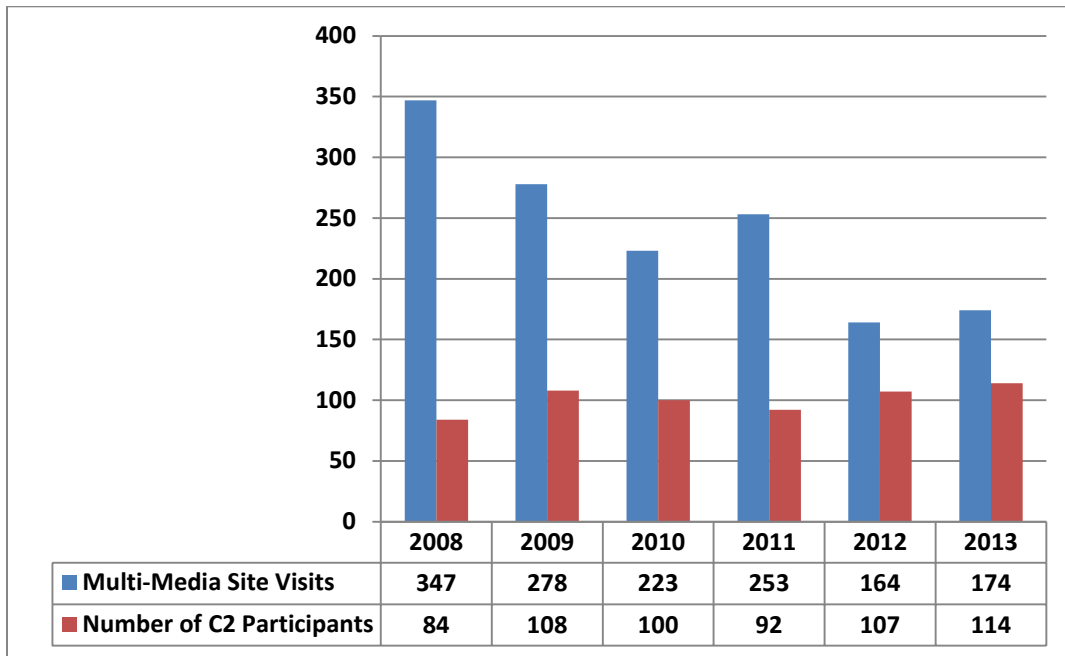
Another effort, the EnviroMentor program, matches participating small businesses and local governments with dedicated environmental professionals who volunteer their time and expertise to help these small entities achieve compliance. In FY 2013, this group tallied 1,303 volunteer hours, and helped 71 small businesses or governments.

Table 1-1 depicts assistance that focused on small businesses and local governments. Figure 1-2 graphically represents Multi-Media Site Visits (site visits to check compliance with all aspects of the environment—air, water, and waste) and total number of C2 recipients over the past six years.

Table 1-1: Small Business and Local Government Assistance Activities

Table 1-1 Small Business and Local Government Assistance Activities			
FY	Request for Assistance	Multi-Media Site Visits	Number of C2 Participants
2008	7,700	347	84
2009	6,900	278	108
2010	6,500	223	100
2011	6,200	253	92
2012	4,950	164	107
2013	5,275	174	114

Figure 1-1: Multi-Media Site Visits and Resulting Compliance Commitment Partnerships



Investigations and Enforcement Policy

Strong enforcement also means ensuring that enforcement measures are applied in an equitable manner. Equitable treatment requires that violators not come out ahead economically to the disadvantage of those entities that spend substantial amounts of money to comply with the law.

The TCEQ continues to implement the provisions of the enforcement penalty policy which was last revised in 2011. The cornerstone of this policy emphasizes compliance to protect our citizens from harm, coupled with swift, sure and firm enforcement for those who do not comply.

The TCEQ has the authority to levy penalties in 26 environmental program areas. As of September 1, 2011, penalties can be as much as \$25,000 per day, per violation for most administrative cases and \$25,000 per day, per violation for most civil judicial cases. There are some statutory provisions for certain regulated program activities that authorize different administrative and civil penalty amounts. Some examples of these unique situations include, but are not limited to:

- Limiting the statutory maximum to \$1,000 (levees and public water supply)
- Limiting the statutory maximum to \$5,000 (occupational licensees, on-site sewage disposal (OSSF), public water utilities, used oil and filters, and water rights)
- Application of a minimum penalty of \$2,500 and maximum penalty of \$25,000 per violation (unauthorized discharges from quarries)
- Application of a strict penalty of \$10,000 per day of violation (with an exception), rather than defining a maximum (rock crusher or concrete plants that perform wet batching, dry batching, or central mixing and are operating without a permit)
- Providing different maximum penalty amounts based upon the particular violation cited (dry cleaners)
- Some statutes provide for a particular penalty amount total per violation, rather than per day (dry cleaners, computer equipment manufacturers)

When determining the penalty amount, the TCEQ considers the nature, circumstances, extent, duration, and gravity of the violation; the severity of impacts to human health and the environment; compliance history; culpability; good faith efforts to comply; economic benefit; deterrence; and other factors as justice may require.

It is important to note that the TCEQ's enforcement activities tend to originate, not in Austin at the Commission's headquarters, but in Texas communities. Scientific, technical, and environmental specialists in the agency's 16 regional offices are responsible for the vast majority of both investigations conducted and complaints investigated.

In FY 2013, the TCEQ conducted 105,781 investigations, as depicted in Figure 1-2, of which 68,978 were on-site investigations. The agency investigated 3,611 complaints in FY 2013 (see Figure 1-3). For details regarding investigations conducted over the past six years, see Tables T-1A through T-6B in the tables section of this report. For details regarding complaints investigated over the past six years, see Tables T-7 through T-12 in the tables section of this report.

The number of complaint investigations has decreased during the past three years. The decline corresponds with a decreased number of complaints received during this timeframe for the air quality and water quality programs. The decrease in air quality complaint investigations has been observed primarily in the Dallas/Fort Worth, Waco, and Beaumont Regions and can be attributed to concerted outreach efforts by the agency regarding certain regulated activities that historically have received a high number of complaints (e.g., Barnett Shale natural gas production activities in the Dallas/Fort Worth area, poultry production activities in the Waco area, and emissions events in the Beaumont area).

The decrease in water quality complaint investigations can be attributed to impacts from state-wide drought conditions. Drought conditions resulted in a decrease in complaints received regarding wet weather events, i.e., alleged impacts from regulated stormwater runoff and occurrence of wastewater overflows caused by stormwater inflow and infiltration of wastewater collection systems. While drought conditions have resulted in some complaint investigations, most water rights investigations were conducted to enforce water rights suspension orders issued in response to agency receipt of water rights priority calls.

Advance notification of routine compliance investigations ensures that proper personnel and records will be available at the time of the investigation. However, there are exceptions to advance notification, including those that are complaint related, enforcement follow-up investigations, and other scenarios that warrant an unannounced investigation. The agency provided advance notice for 7,122 distinct on-site investigations and conducted 38,903 unannounced investigations. Please note that the sum of these two numbers will not match the total number of on-site investigations conducted as investigations can include multiple activities, but only be announced once.

Figure 1-2: Total Investigations by FY

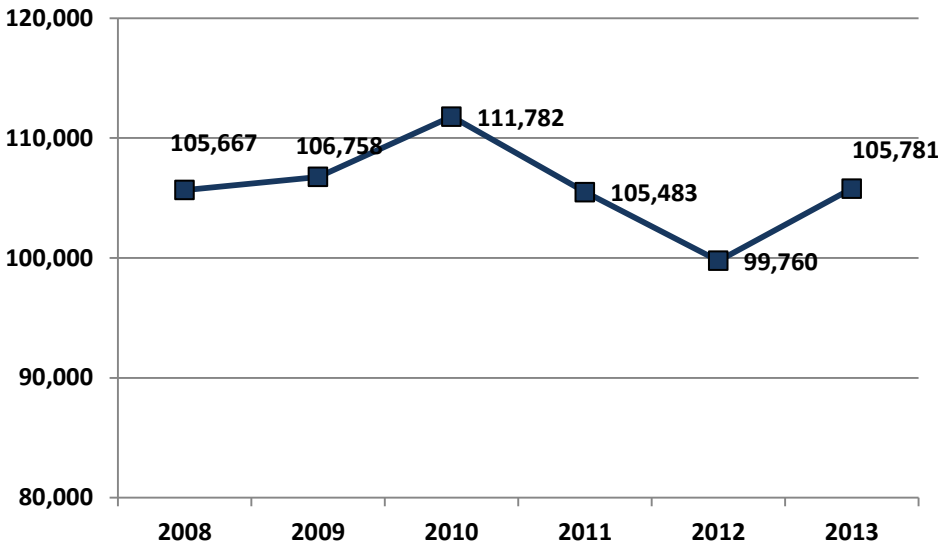
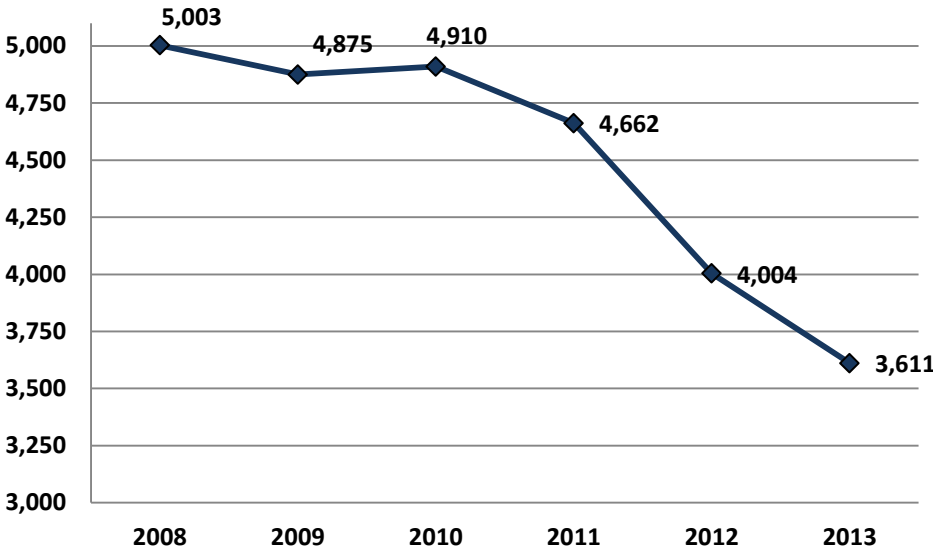


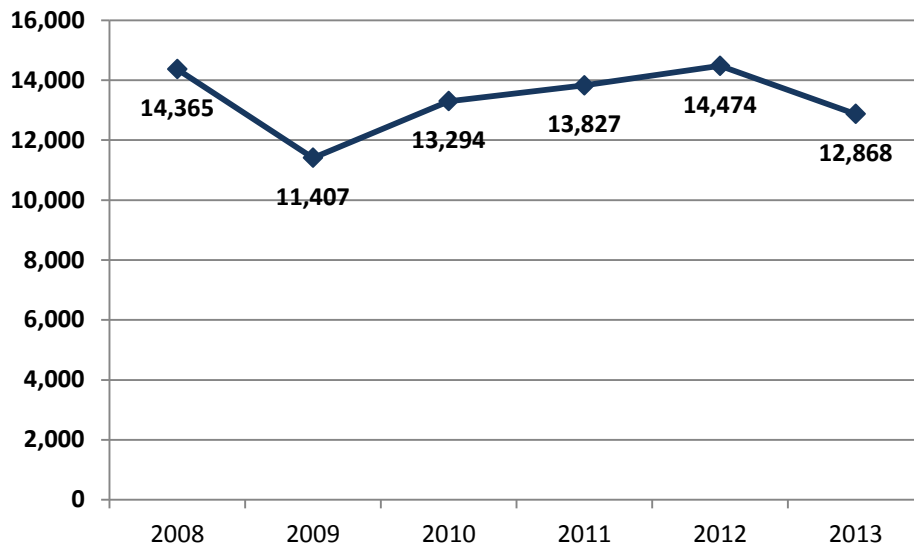
Figure 1-3: Complaints Investigated by FY



The most common tool used in Texas to encourage compliance with environmental laws is the “Notice of Violation,” known as the “NOV.” An NOV is sent to an entity when it is determined that an environmental violation may have occurred. The NOV is a multi-purpose, flexible tool that is used thousands of times each year. In many cases it is enough to encourage compliance, thereby halting possible damage to the environment. In other cases it can be the first step in a process that ultimately can result in administrative enforcement, civil enforcement, and/or possible criminal charges for violation of environmental laws. As depicted in Figure 1-4 below,

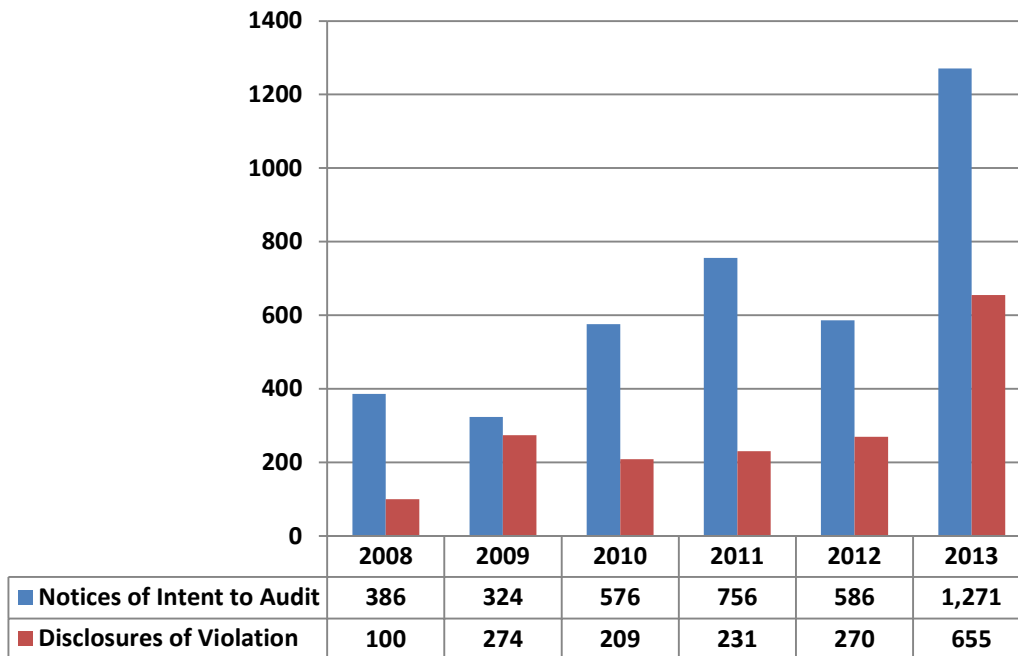
the TCEQ issued 12,868 NOVs from both the Regional Offices and Central Office in FY 2013. Details regarding NOVs issued are included in Tables T-13 through T-24 in the tables section of this report.

Figure 1-4: Notices of Violation Issued by FY



The TCEQ’s traditional enforcement efforts have been enhanced by voluntary environmental self-audits conducted at facilities under the Texas Environmental, Health, and Safety Audit Privilege Act (“Audit Act”). This legislation encourages businesses and governments subject to environmental regulation to perform comprehensive assessments of compliance with environmental laws, regulations, and permits for their own facilities. Organizations who participate in the Audit Act are required to notify the TCEQ of their intent to self-audit and then fully disclose and resolve violations resulting from the audit. The TCEQ ensures that all violations disclosed under this program are corrected, and, provided that certain conditions of the Audit Act are complied with, the participants in this program may not be subject to civil and administrative penalties. Figure 1-5 depicts a summary of the Notices of Audit and Disclosures of Violation that have been received by the TCEQ from FY 2008 through FY 2013. In FY 2013, there was a significant increase in the number of Notices of Audit (and subsequently, Notices of Disclosures of Violation) from regulated entities associated with oil and gas exploration and aggregate production operations.

Figure 1-5: Summary of Texas Environmental Health and Safety Audit Privilege Act Statistics



The success of TCEQ’s regulatory assistance and investigation/enforcement programs is revealed in the high percentages of compliance documented following investigations conducted by the TCEQ. Table 1-2 depicts the compliance rates of facilities inspected from FY 2008 through FY 2013.

Table 1-2: Percent of Facilities Inspected by the TCEQ in Compliance

Table 1-2: Percent of Facilities Inspected by the TCEQ in Compliance ¹						
	2008	2009	2010	2011	2012	2013
% of inspected air facilities in compliance	95%	96%	97%	97%	97%	98%
% of inspected water facilities in compliance	99%	99%	99%	99%	99%	99%
% of inspected waste facilities in compliance	94%	94%	92%	93%	90%	89%

¹ Compliance indicates that enforcement orders, referrals to another agency (OAG, Railroad Commission, etc.) or program (Superfund or criminal investigations, etc.) or compliance agreements were not required following an investigation. Some minor violations may have been noted in the investigations; however, they were corrected within a reasonable period of time, and therefore did not require further enforcement.

Chapter 2: Dollars and Sense

Some of the most familiar indicators for the enforcement activities of a regulatory agency are dollars and cents: How much money did the agency order to be paid in fines? While familiar, this is not necessarily an indication that the agency has been successful. The number of administrative orders issued by the TCEQ varies each year and is dependent upon the violator's willingness to settle a case. If a violator refuses to settle a case, and requests a hearing, the TCEQ must try the case through the administrative hearing process. This is a complex legal process that is similar to trying a case in court and often results in significantly delaying issuance of final orders to allow due process of law.

The TCEQ issued 2,182 administrative orders in FY 2013 (see Figure 2-1). The number of enforcement cases issued by the TCEQ has increased over the years due to improvements in efficiencies related to processing enforcement cases, a focused effort to reduce the backlog of cases in 2008 and 2009, and increased enforcement activity in the petroleum storage tank (PST) program beginning in FY 2011.

Figure 2-1: Total Number of Administrative Orders Issued by FY

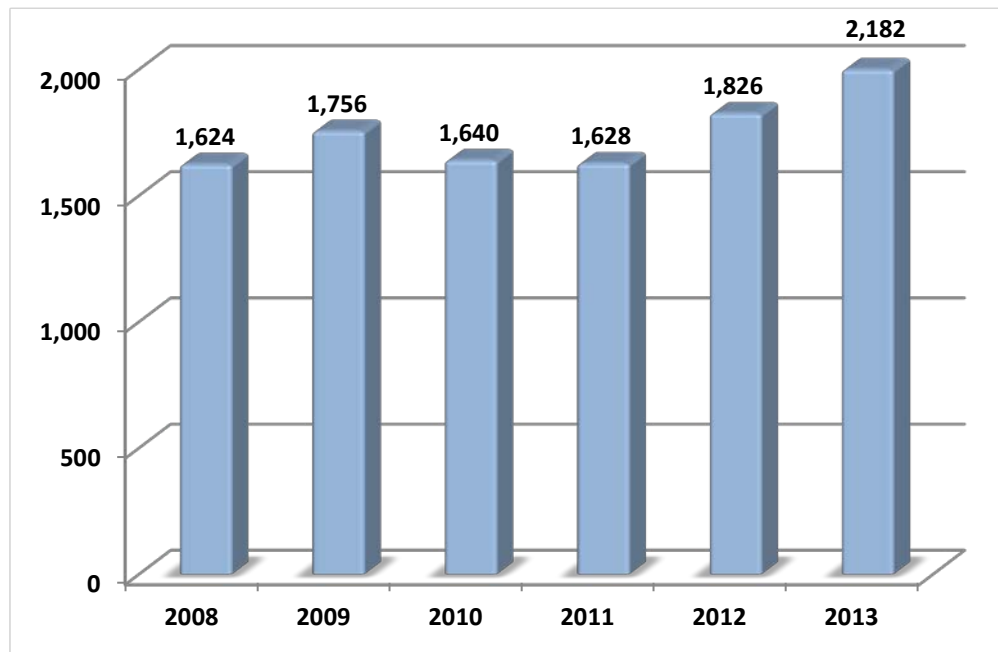
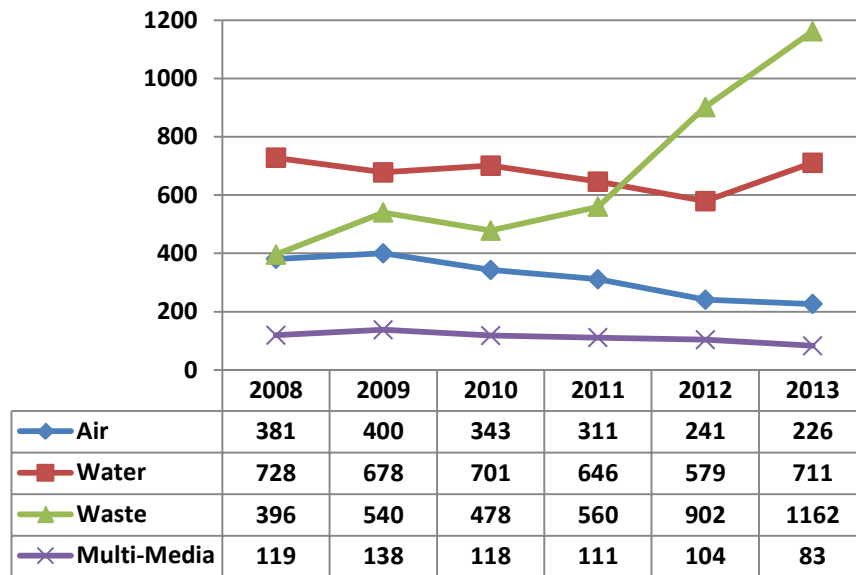


Figure 2-2: Number of Administrative Orders Issued by Media and FY



The trend in how issued orders break down by media is dependent mostly on the types of initiatives that are being conducted by the TCEQ. Over the past six years the initiatives have been in different media. For example in FY 2010 in the water media, the agency conducted an initiative targeted at water treatment plants and drinking water systems to ensure that these facilities have emergency generators for a backup power source.

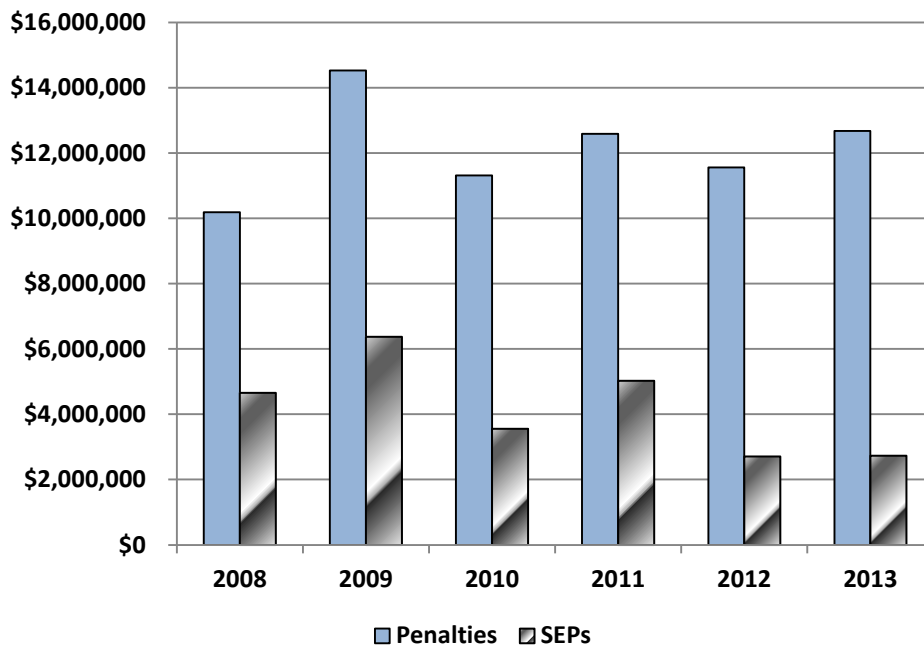
The number of waste orders increased significantly in FY 2009, which can be attributed mostly to the efforts in the Litigation Division to clear backlogged PST enforcement cases. These numbers continue to rise due to an increase in enforcement activity in the PST program as a result of the Federal Energy Policy Act of 2005. This law requires that each underground storage tank be investigated every three years. It is anticipated that the number of PST-focused administrative orders will decrease in the coming years as compliance levels improve.

The 2,182 administrative orders issued in FY 2013 required payments of \$12,400,409 in penalties and an additional \$2,463,988 was required to be paid for SEPs. In addition, there were two administrative orders for which stipulated penalties were collected during FY 2013. These orders contain provisions that require payment of stipulated penalty amounts for specified future violations for the duration of the order. During FY 2013, equal amounts were paid in penalties and SEPs (\$270,000 each for a total of \$540,000) for these two orders. Table 2-1 and Figure 2-3 display the penalty and SEP amounts for the past six years.

Table 2-1: Summary of Administrative Penalty Amounts and SEPs by FY

Table 2-1: Summary of Administrative Penalty Amounts and SEPs by FY			
FY	Penalties Required to be Paid	SEP Costs	Number of Orders with SEPs
2008	\$10,180,835	\$4,659,119	297
2009	\$14,524,544	\$6,375,212	282
2010	\$11,309,521	\$3,558,484	219
2011	\$12,582,418	\$5,028,126	222
2012	\$11,560,506	\$2,711,108	146
2013	\$12,670,409	\$2,733,988	153

Figure 2-3: Penalties and SEPs in Administrative Orders by FY



SEPs are projects ordered by the Commission to benefit the local Texas communities where environmental laws and regulations have been violated. Violators are allowed to put the penalty dollars to work to benefit the environment in the community affected by the violations, rather than paying the penalty to the State’s General Revenue Fund. SEP projects that have been approved include the following:

- cleanups of abandoned illegal dump sites,
- community household hazardous waste and tire collections,
- air quality monitoring networks,
- wetlands and habitat restoration,

- establishment of nature preserves,
- erosion control,
- placement of ozone air monitoring equipment in schools and local communities,
- installation of on-site sewage facilities or hooking households up to municipal sewer lines for low-income households,
- retrofitting of diesel buses to “clean-technology” for school districts,
- purchasing alternative fueled equipment to replace diesel and gasoline powered equipment, and
- cleanup of bays and watersheds.

For more information regarding the number of orders issued, programmatic information, and a listing of each of the administrative orders issued by program, see Tables T-25 through T-30 in the tables section of this report, and Appendices 1-12.

If administrative orders and penalties issued by the TCEQ do not achieve environmental compliance, the agency may pursue compliance through the Texas OAG in court. Additionally, there are some cases with such significant violations that the TCEQ refers them to the OAG immediately rather than pursue administrative remedies. During FY 2013, the OAG obtained 43 judicial orders in cases referred from the TCEQ or in which the TCEQ was a necessary and indispensable party. These court orders resulted in \$10,831,280 in penalties and an additional \$138,750 to be dedicated to SEPs. Table 2-2 is a summary of the judicial orders that have been issued for the past six years.

Table 2-2: Civil Judicial Order Penalty Amounts and SEPs by FY

Table 2-2: Civil Judicial Order Penalty Amounts and SEPs by FY			
FY	Number of Civil Judicial Orders	Civil Penalties Required to be Paid	SEP Costs
2008	22	\$1,100,554	\$100,000
2009	29	\$10,030,845	\$1,125,000
2010	27	\$2,116,960	\$1,345,000
2011	29	\$4,377,664	\$115,000
2012	48	\$57,499,142	\$121,500
2013	43	\$10,831,280	\$138,750

For more information regarding the number of judicial orders issued, programmatic information, and a listing of each of the judicial orders issued by program, see Tables T-31 through T-36 in the tables section of this report and Appendices 13-18.

A strong enforcement program, combined with a strong regulatory assistance program, ensures that the public and environment receive the benefits of the protections embodied in environmental statutes, regulations, and permits.

Chapter 3: The Criminal Element

Texas Environmental Enforcement Task Force (the “Task Force”)

Texas is a leader and national model in the investigation and prosecution of environmental crime. Created in 1991, the Task Force has included participants from more than 25 local, state, and federal agencies. The TCEQ and particularly the Environmental Crimes Unit play a key investigative role and head the task force. Members of the Task Force include the TCEQ, the Governor’s Office, the Texas Parks and Wildlife Department, the OAG, the Texas Railroad Commission, and the General Land Office. These agencies coordinate activities with the U.S. Environmental Protection Agency’s Criminal Investigation Division, the U.S. Attorney’s Office, the Federal Bureau of Investigations, and local district and county attorneys. Numerous other federal, state, and local agencies also participate in Task Force investigations. The TCEQ Environmental Crimes Unit with assistance from other members of the Task Force also conducts environmental crimes enforcement training for local law enforcement officers.

Criminal Investigations

The agency participated in two search warrants and finalized 12 cases with convictions against 13 individuals and nine corporations during FY 2013. (see Table 3-1). The finalized cases included 19 felony counts and 12 misdemeanor counts. These cases resulted in a total of \$1,686,647 in criminal fines, 25 years of probation and deferred adjudication, 30 months of imprisonment with 24 months of supervised release after term served and over \$560,000 in restitution, with \$534,610 ordered to be paid back to the Texas Emissions Reduction Plan program.

Table 3-1: Summary of Criminal Investigation Information by FY

Table 3-1: Summary of Criminal Investigation Information by FY							
FY	Number of Search Warrants	Number of Cases Resulting in Convictions	Number of Convictions Against Individuals	Number of Convictions Against Corporations	Total Number of Convictions	Number of Felony Counts	Number of Misdemeanor Counts
2008	2	14	17	6	23	16	8
2009	4	12	12	5	17	17	5
2010	4	12	11	4	15	30	11
2011	8	22	18	9	27	115	11
2012	8	16	19	5	24	17	12
2013	2	12	13	9	22	19	12

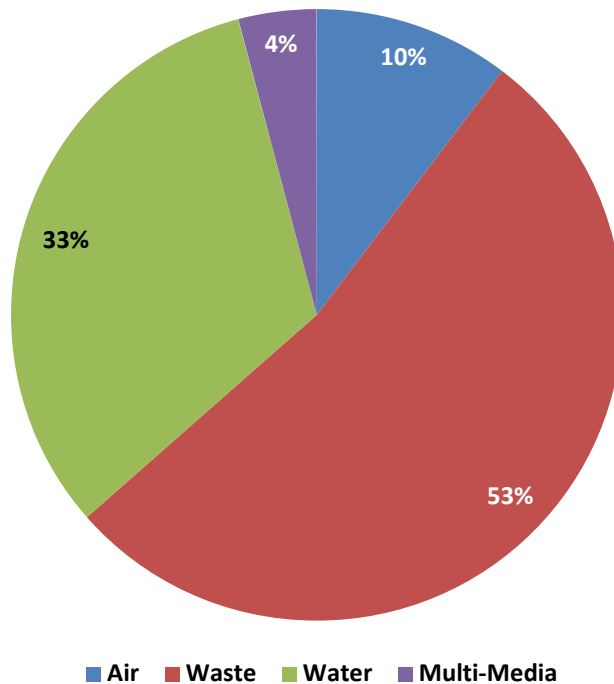
Chapter 4: Comparative Analysis of Performance

As indicated in the introduction to this report, the 77th Legislature added additional requirements to the Annual Enforcement Report, which were codified in TWC § 5.756. The requirements expanded the comparison by adding a comparative analysis of data evaluating the performance, over time, of the Commission and of entities regulated by the Commission. This section of the report addresses the comparison of entities regulated by the Commission. An analysis has been performed on the types of businesses for all of the orders issued, orders issued to regulated entities with prior orders, orders issued to regulated entities with the same or similar violations, the violations included in the orders (including classification of the severity of the violations), and the size of businesses or municipalities that had orders issued during the fiscal year.

Comparison of Orders Issued by Media Type

In FY 2013, the TCEQ issued 2,182 Administrative Orders and assisted the OAG in issuing 43 Civil Judicial Orders. Figure 4-1 displays the percentage of orders issued during FY 2013 by media type (air, water, waste, and multi-media).

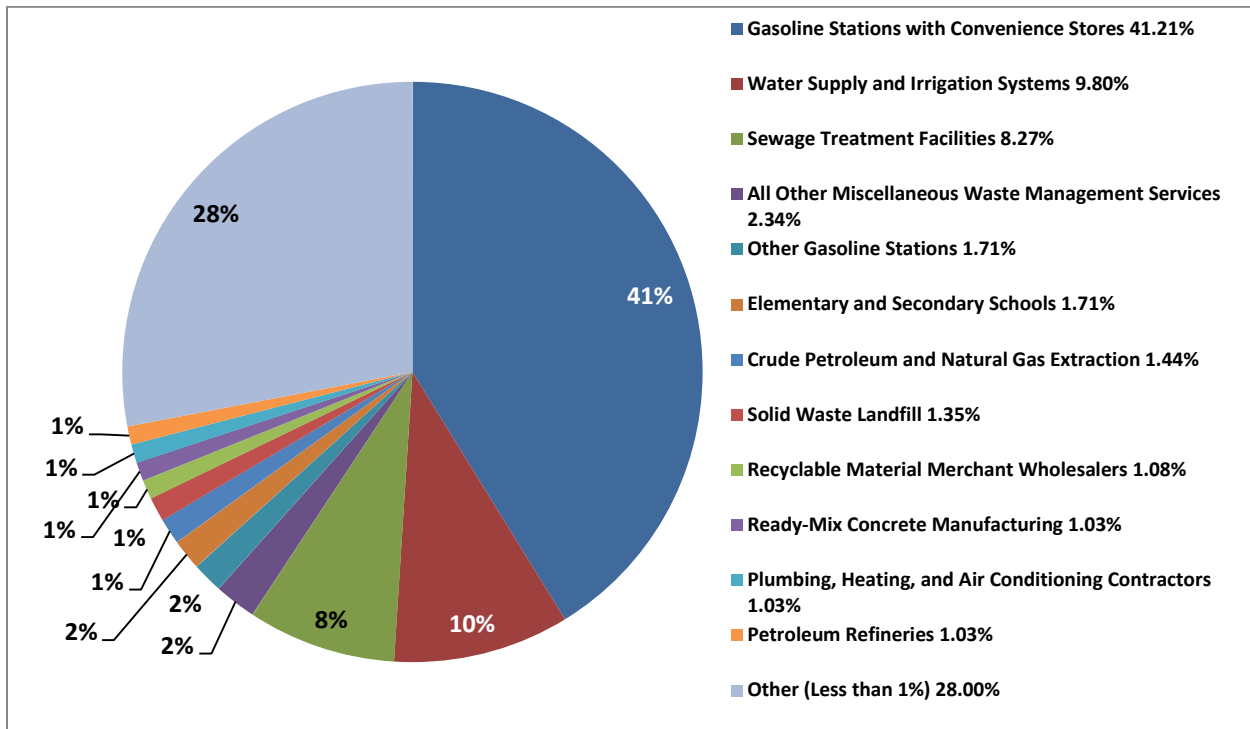
Figure 4-1: Percent of Orders Issued by Media Type in FY 2013



Comparison of Orders Issued by Industry Type

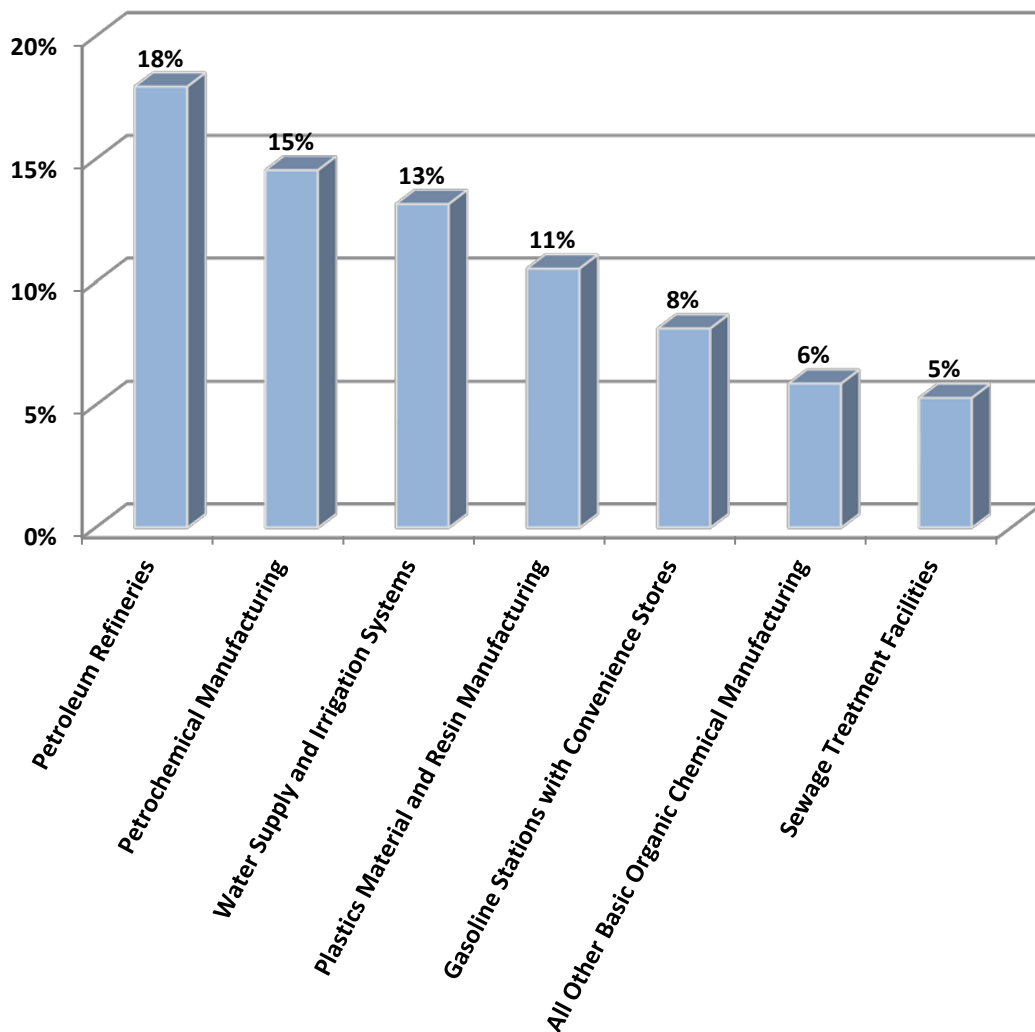
Figure 4-2 depicts the percent of regulated entities with orders issued for FY 2013 based upon the North American Industry Classification System (NAICS). The industry type with the highest percentage of administrative and civil judicial orders issued in FY 2013 was Gasoline Stations with Convenience Stores. Other entities included Water Supply and Irrigation Systems, Sewage Treatment Facilities, All Other Miscellaneous Waste Management Services, Other Gasoline Stations, Elementary and Secondary Schools, Crude Petroleum and Natural Gas Extraction, Solid Waste Landfills, Recyclable Material Merchant Wholesalers, Ready-Mix Concrete Manufacturing, Plumbing, Heating, and Air Conditioning Contractors, and Petroleum Refineries (see Figure 4-2). Twenty-eight percent of the regulated entities with orders issued represented NAICS categories of less than one percent.

Figure 4-2: Percent of Industry Types with Orders Issued in FY 2013



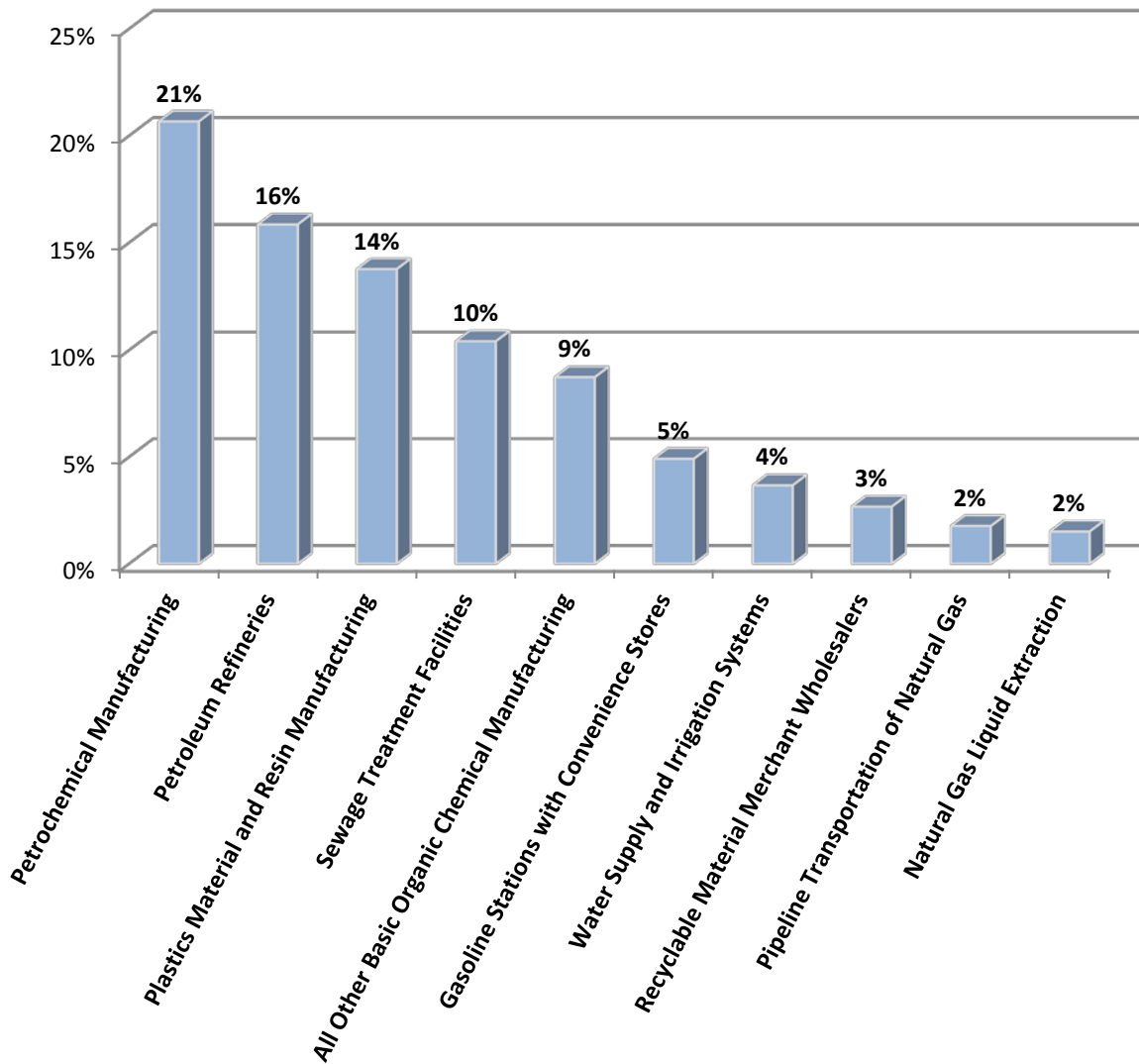
Of the 2,153 regulated entities that were issued civil and administrative orders, 485 (23%) of the regulated entities had previous enforcement orders, and 338 (16%) had previous violations that were the same or similar. The highest percentage of industry types with previous orders issued included Petroleum Refineries, Petrochemical Manufacturing, Water Supply and Irrigation Systems, Plastic Material and Resin Manufacturing, Gasoline Stations with Convenience Stores, All Other Basic Organic Chemical Manufacturing, and Sewage Treatment Facilities (see Figure 4-3).

Figure 4-3: Percent of Industry Types with Previous Orders



The highest percentage of industry types for regulated entities with same or similar violations included in prior enforcement orders were Petrochemical Manufacturing, Petroleum Refineries, Plastics Material and Resin Manufacturing, Sewage Treatment Facilities, All Other Basic Organic Chemical Manufacturing, Gasoline Stations with Convenience Stores, Water Supply and Irrigation Systems, Recyclable Material Merchant Wholesalers, Pipeline Transportation of Natural Gas, and Natural Gas Liquid Extraction (see Figure 4-4).

Figure 4-4: Percent of Industry Types with Same or Similar Violations

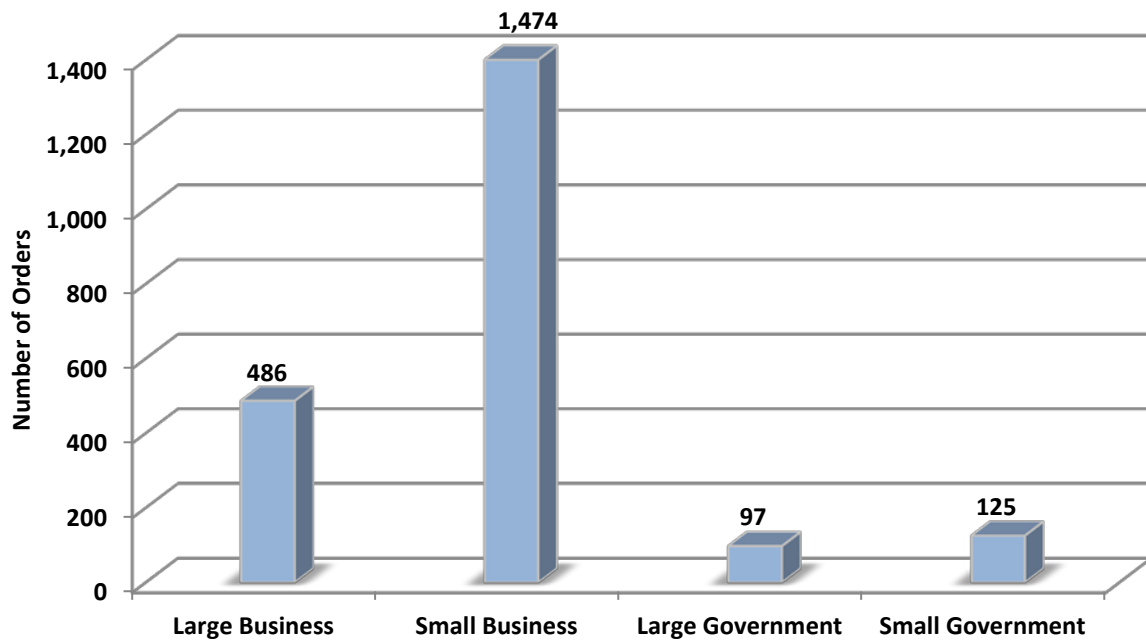


Comparison of Orders Issued by Regulated Entity Size

Enforcement orders address regulated entities of varying sizes. For administrative orders issued in FY 2013, 68% were issued to small businesses, 22% were issued to large businesses, 4% were issued to large governments, and 6% were issued to small governments. Figure 4-5 depicts the breakdown of the size of business or local government with orders issued during FY 2013.

A small business is defined as any person, firm, or business that employs fewer than 100 full-time employees. A small government is defined as a city with a population of less than 5,000 or a county with a population of less than 25,000.

Figure 4-5: Size of Regulated Entities with Administrative Orders Issued in FY 2013



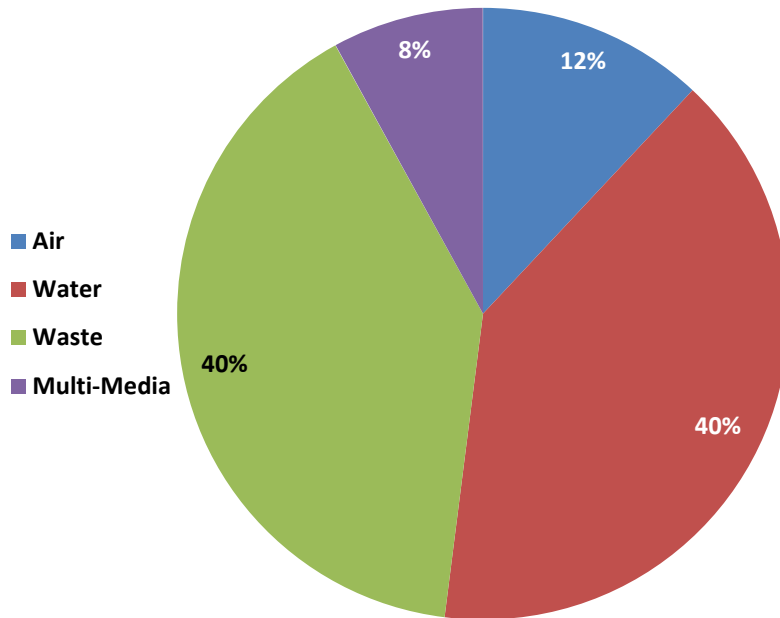
Comparison of Citations in Orders Issued

Of the 2,225 civil and administrative orders issued in FY 2013, there were 6,236 violations alleged with 11,643 citations of rules, statutes, permits, or orders. Of all of the citations documented, 88% were for violations of rules or statutes, 11% were for violations of permit provisions, and 1% was for violations of orders issued. Table 4-1 lists the highest percentage of rule or statutory citations included in orders issued in FY 2013. Figure 4-6 depicts the most frequently cited rules or statutes by Media Type.

Table 4-1: Percent of Citations in Orders Issued in FY 2013

Table 4-1: Percent of Citations in Orders Issued in FY 2013		
Media	Section of Rule Cited	Percent
Waste	TWC § 26.3475 – Release Detection Requirements, Spill and Overfill Prevention, Corrosion Protection	11.06
Waste	30 TAC § 334.50 – Release Detection	9.58
Water	30 TAC § 290.110 – Disinfectant Residuals	6.97
Multi-Media	30 TAC § 305.125 – Consolidated Permits Standard Permits and Conditions	5.62
Water	30 TAC § 290.109 – Microbial Contaminants	5.24
Air	THSC § 382.085 – Unauthorized Emissions Prohibited	5.06
Water	30 TAC § 290.122 – Public Notification	4.18
Waste	30 TAC § 334.8 – Certification for Underground Storage Tanks	3.69
Water	THSC § 341.033 – Protection of Public Water Supplies	2.77
Water	TWC § 26.121 – Unauthorized Discharges Prohibited	2.74
Water	30 TAC § 290.46 – Minimum Acceptable Operating Practices for Public Drinking Water Systems	2.4
Water	30 TAC § 290.106 – Inorganic Contaminants	2.26
Waste	30 TAC § 334.49 – Corrosion Protection	2.25
Air	30 TAC § 122.143 – General Terms and Conditions of Permits	2.22
Waste	30 TAC § 334.10 – Reporting and Recordkeeping	1.88
Air	30 TAC § 116.115 – General and Special Conditions of New Source Review Permits	1.63
Water	30 TAC § 290.113 - Stage 1 Disinfection Byproducts (TTHM and HAA5)	1.37
Water	THSC § 341.0315 – Public Drinking Water Supply System Requirements	1.37
Waste	TWC § 26.3467 – Duty to Ensure Certification of Tank Before Delivery	1.22
Additional citations of less than 1% frequency are not included in this table.		

Figure 4-6: Percent of Most Frequently Cited Rules or Statutes by Media



Note: Figure 4-6 is an analysis only of the data in Table 4-1 and does not include citations that were of less than 1% frequency.

Compliance History Program

HB 2912, 77th Legislative Session, 2001, required the Commission to "develop a uniform standard for evaluating compliance history." This legislation placed additional requirements on the TCEQ to track and consider the compliance history of businesses and industries when issuing permits, assessing penalties, considering whether to conduct unannounced investigations, and deciding whether a regulated entity can participate in innovative environmental programs.

HB 2694, 82nd Legislative Session, 2011, required the Commission to make changes to the compliance history rule. In 2012, the TCEQ adopted revisions to 30 TAC Chapter 60 (Compliance History) to implement the changes required by HB 2694. These revisions allowed the Commission to use new standards instead of the previous uniform standard for evaluating and using compliance history. In addition, the adopted rule modified the components and formula of compliance history in order to provide a more accurate measure of regulated entities' performance and make compliance history a more effective regulatory tool.

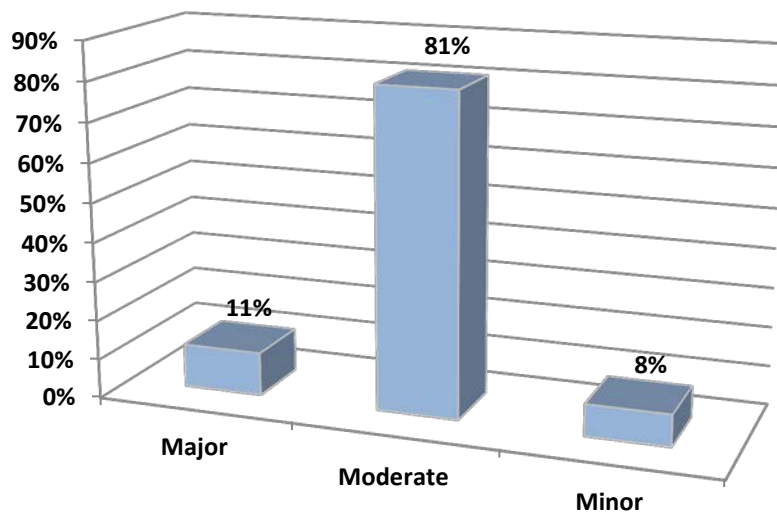
Regulated entities are classified using a three-tiered rating system. "High" performers are those with an above-average compliance record. "Satisfactory" performers have generally complied

with environmental regulations, and “Unsatisfactory” performers have a below-average record. By law, unsatisfactory performers cannot receive a flexible permit or a wastewater general permit. They also are not allowed to participate in innovative programs or to receive notices of scheduled compliance investigations.

The program sets up a point system for various violations, criminal convictions, and federal orders. These points may be offset by mitigating factors, such as implementation of a voluntary pollution-reduction program or voluntary disclosure of violations. The point system is based on several factors, including whether a documented violation of an applicable legal requirement is of major, moderate, or minor significance. The Commission’s rationale for categorizing the violations as either major, moderate, or minor, is based on its experience in evaluating the severity of various violations and their impacts, or potential impacts, to human health and the environment.

Figure 4-7 depicts the percentage of major, moderate and minor violations included in orders issued in FY 2013. The highest percentage of violations was of moderate severity.

Figure 4-7: Severity of Violations Included in Orders Issued in FY 2013



Chapter 5: Assessment of Emissions Events (EEs)

Background

Subchapter F of 30 TAC Chapter 101 (relating to EE's and Scheduled Maintenance, Startup, and Shutdown Activities) contains the regulatory requirements relating to EE's, opacity events, and scheduled maintenance, startup, and shutdown activities. The rule also incorporates the statutory requirements of THSC §§ 382.0215 and 382.0216. For clarification, EE's are upset events or unscheduled maintenance, startup, or shutdown activities, from a common cause that result in unauthorized emissions of air contaminants. On the other hand, scheduled maintenance, startup, or shutdown activities are those activities performed by the regulated entity owner or operator that require prior notice and a final report per the TCEQ rules.

Reported Incidents

The overall number of incidents reported under 30 TAC Chapter 101, Subchapter F increased slightly from 4,290 in FY 2012 to 4,533 in FY 2013, a 6% increase. See Table 5-1 below for the complete set of data by TCEQ region related to the total number of reported incidents for FY 2013.

Figure 5-1: Total Number of Incidents Reported Statewide

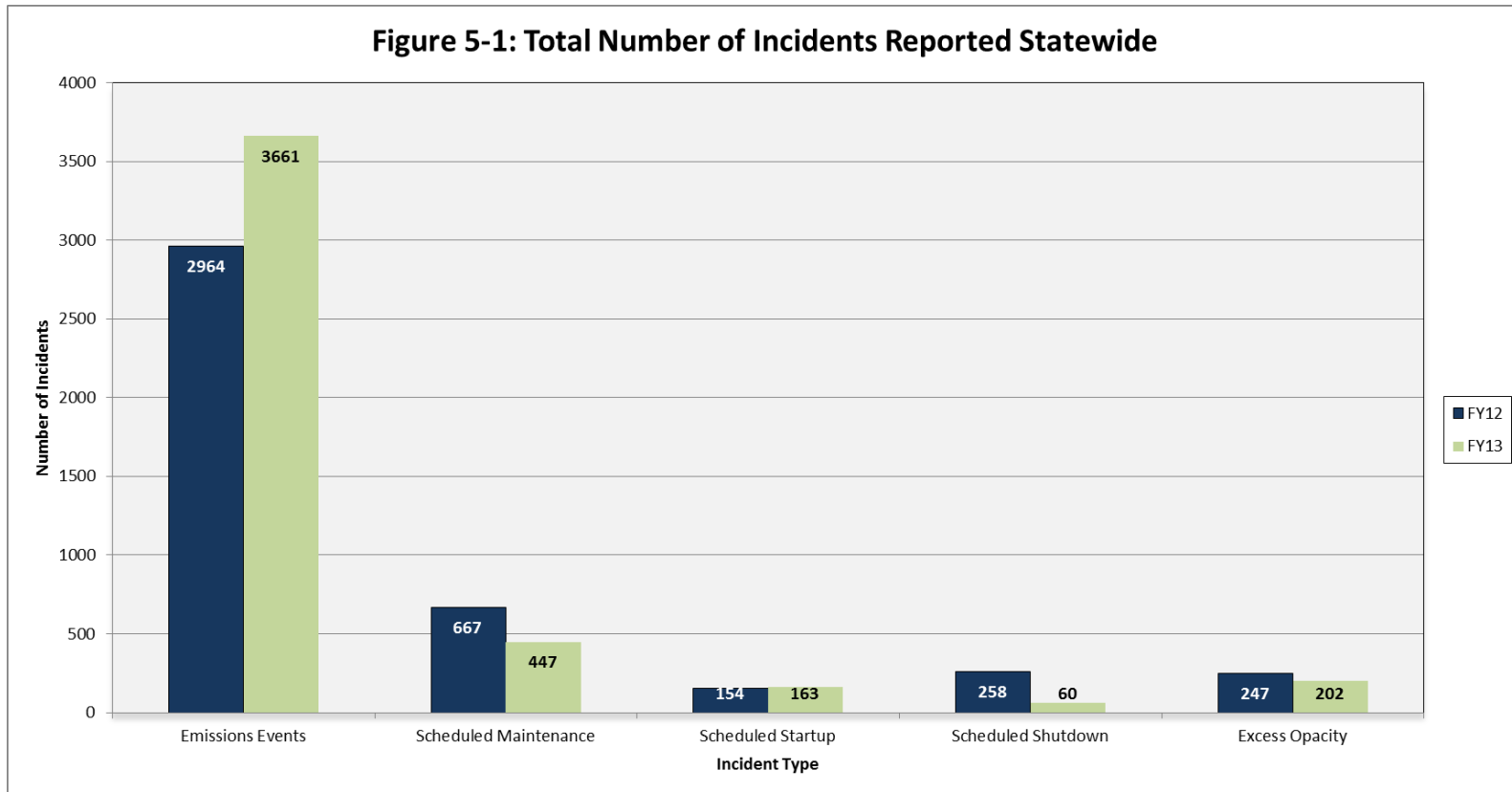


Table 5-1: Total Number of Incidents Reported Statewide under 30 TAC Chapter 101, Subchapter F

Table 5-1: FY 2013 Total Number of Incidents Reported Statewide under 30 TAC Chapter 101, Subchapter F						
Region	Emissions Events	Scheduled Maintenance	Scheduled Startup	Scheduled Shutdown	Excess Opacity	Total
REGION 01 - AMARILLO	95	25	3	1	8	132
REGION 02 - LUBBOCK	99	57	0	0	1	157
REGION 03 - ABILENE	39	20	0	5	0	64
REGION 04 - DFW MET ROPLEX	53	44	6	3	19	125
REGION 05 - TYLER	79	39	44	6	33	201
REGION 06 - EL PASO	4	0	0	0	0	4
REGION 07 - MIDLAND	2,313	70	6	2	1	2,392
REGION 08 - SAN ANGELO	74	4	0	10	0	88
REGION 09 - WACO	27	4	12	9	37	89
REGION 10 - BEAUMONT	185	30	7	1	15	238
REGION 11 - AUSTIN	15	15	11	8	6	55
REGION 12 - HOUSTON	362	83	30	8	26	509
REGION 13 - SAN ANTONIO	33	4	7	2	35	81
REGION 14 - CORPUS CHRISTI	135	41	37	5	9	227
REGION 15 - HARLINGEN	7	2	0	0	0	9
REGION 16 - LAREDO	141	9	0	0	12	162
Total	3,661	447	163	60	202	4,533

Reported Incidents continued

Table 5-2 below displays data related to incidents reported by Industry Classification. These ten Industry Classifications reported the most incidents during FY 2013.

Table 5-2: Incidents Reported by Industry Classification under 30 TAC Chapter 101, Subchapter F

Table 5-2: FY 2013 Incidents Reported by Industry Classification under 30 TAC Chapter 101, Subchapter F						
North American Industrial Classification System *	Emissions Events	Scheduled Maintenance	Scheduled Shut-down	Scheduled Start-up	Excess Opacity	Total
21111: Crude Petroleum and Natural Gas Extraction	2,023	80	10	10	4	2,127
21112: Natural Gas Liquid Extraction	503	62	16	12	16	609
325199: All Other Basic Organic Chemical Manufacturing	180	13	1	9	7	210
48621 and 486210: Pipeline Transportation of Natural Gas	187	21	0	1	9	218
32411 and 324110: Petroleum Refineries	249	26	1	8	13	297
22112: Fossil Fuel Electric Power Generation	6	13	18	21	48	106
325188: All Other Basic Inorganic Chemical Manufacturing	41	9	1	26	4	81
325211: Plastics Material and Resin Manufacturing	39	28	0	0	1	68
331311: Alumina Refining	49	2	4	9	0	64
325110: Petrochemical Manufacturing	43	9	2	3	1	58

* During FY 2013, the NAICS Code replaced the Standard Industrial Classification (SIC) code in TCEQ data systems.

Total Quantity of Emissions

The reported quantity of emissions from FY 2012 to FY 2013 decreased from 84,603,345 pounds to 69,572,393, which is a 22% decrease. Significant decreases were experienced in the Midland, San Angelo, Tyler, Harlingen, and Austin regions. Some decreases in west Texas can be attributed to improved oil and gas infrastructure. The Houston, Amarillo, San Antonio, and Dallas/Fort Worth regions experienced an increase in emissions. The increases in these regions were attributed to oil and gas production growth and large events in the Houston and Amarillo areas. See Table 5-3 below for the complete set of data related to pounds of contaminants emitted from regulated entities in each TCEQ region for FY 2013.

Figure 5-2: Total Quantity of Emissions Reported Statewide

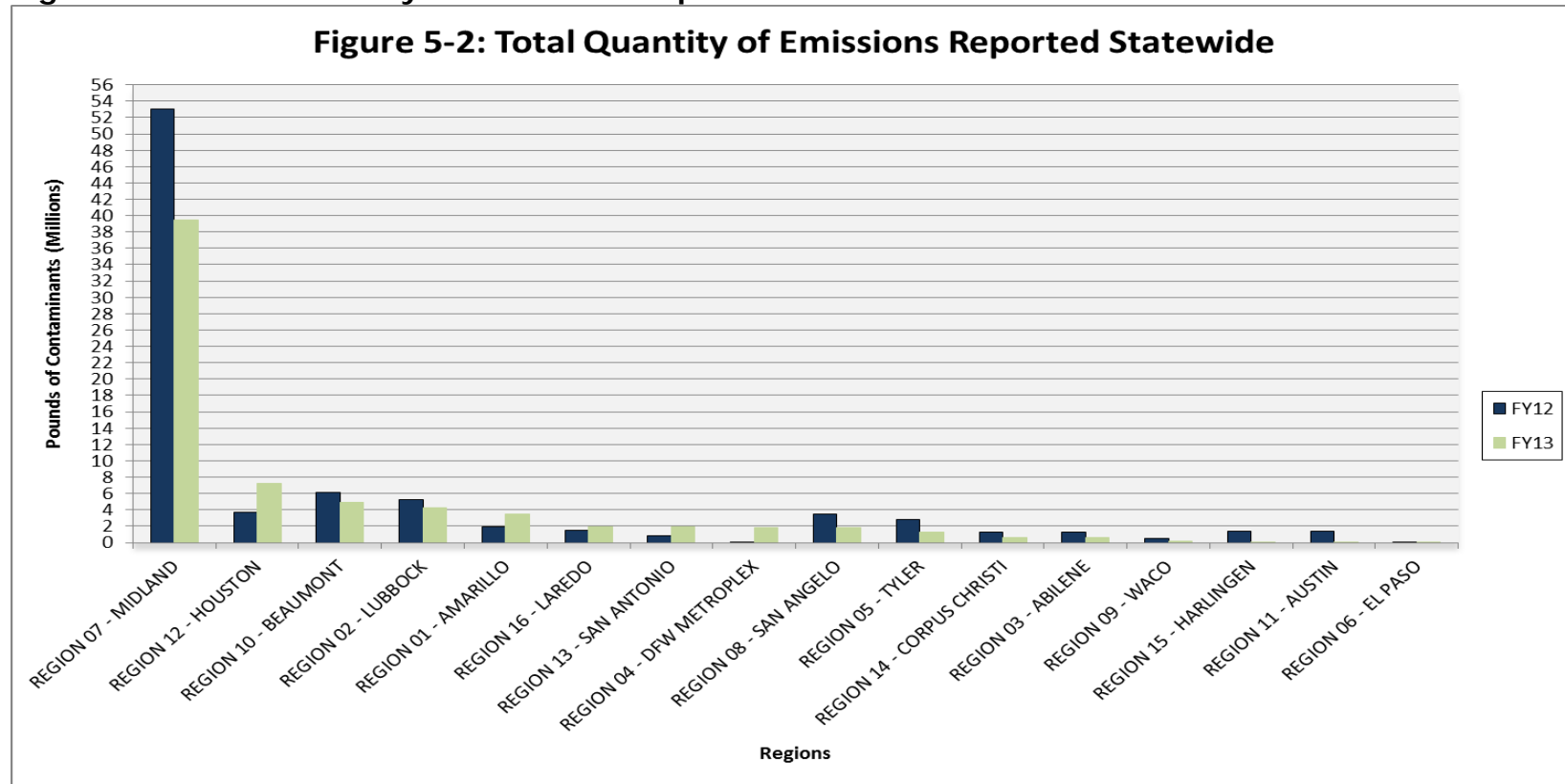


Table 5-3: Total Quantity of Emissions (in pounds) Reported Statewide under 30 TAC Chapter 101, Subchapter F

Table 5-3: FY 2013 Total Quantity of Emissions (in pounds) Reported Statewide under 30 TAC Chapter 101, Subchapter F						
Region	Emissions Events	Scheduled Maintenance	Scheduled Startup	Scheduled Shutdown	Excess Opacity	Total
REGION 07 - MIDLAND	37,534,238	1,773,709	164,921	1	112	39,472,980
REGION 12 - HOUSTON	6,616,274	488,669	138,935	36,366	1,688	7,281,932
REGION 10 - BEAUMONT	4,558,855	140,913	167,371	45,486	909	4,913,535
REGION 02 - LUBBOCK	1,124,500	3,084,873	0	0	48	4,209,420
REGION 01 - AMARILLO	2,626,117	797,243	18,478	2,229	340	3,444,408
REGION 16 - LAREDO	1,739,791	163,852	0	0	951	1,904,594
REGION 13 - SAN ANTONIO	1,828,324	58,742	402	73	1,667	1,889,209
REGION 04 - DFW METROPLEX	1,857,983	997	114	458	1,430	1,860,982
REGION 08 - SAN ANGELO	1,260,316	19,270	0	528,724	0	1,808,310
REGION 05 - TYLER	1,171,541	51,807	62,434	13,666	1,712	1,301,160
REGION 14 - CORPUS CHRISTI	637,476	1,453	1,980	49	752	641,709
REGION 03 - ABILENE	189,265	370,042	0	45,044	0	604,351
REGION 09 - WACO	138,041	16,180	4,185	6,314	2,022	166,743
REGION 15 - HARLINGEN	14,624	16,067	0	0	0	30,691
REGION 11 - AUSTIN	16,951	11,766	891	590	452	30,649
REGION 06 - EL PASO	11,720	0	0	0	0	11,720
Total	61,326,015	6,995,584	559,712	678,999	12,083	69,572,393

Please note the quantities of emissions are rounded to the nearest pound.

Top Contributing Air Contaminants

Sulfur dioxide comprised the greatest quantity, 33.6 million pounds, of all the contaminants reported under 30 TAC Chapter 101, Subchapter F for FY 2013. For this discussion, the term HRVOCs is used to describe the following groups of contaminants:

Butadienes, Butenes, Ethylene, and Propylene. There was a slight increase in the amount of HRVOCs reported from 2,806,402 in FY 2012 to 3,019,193 in FY 2013. See Table 5-4 below for the complete set of data related to the major contaminants released and reported in FY 2013.

Figure 5-3: Top Contributing Air Contaminants Reported Statewide

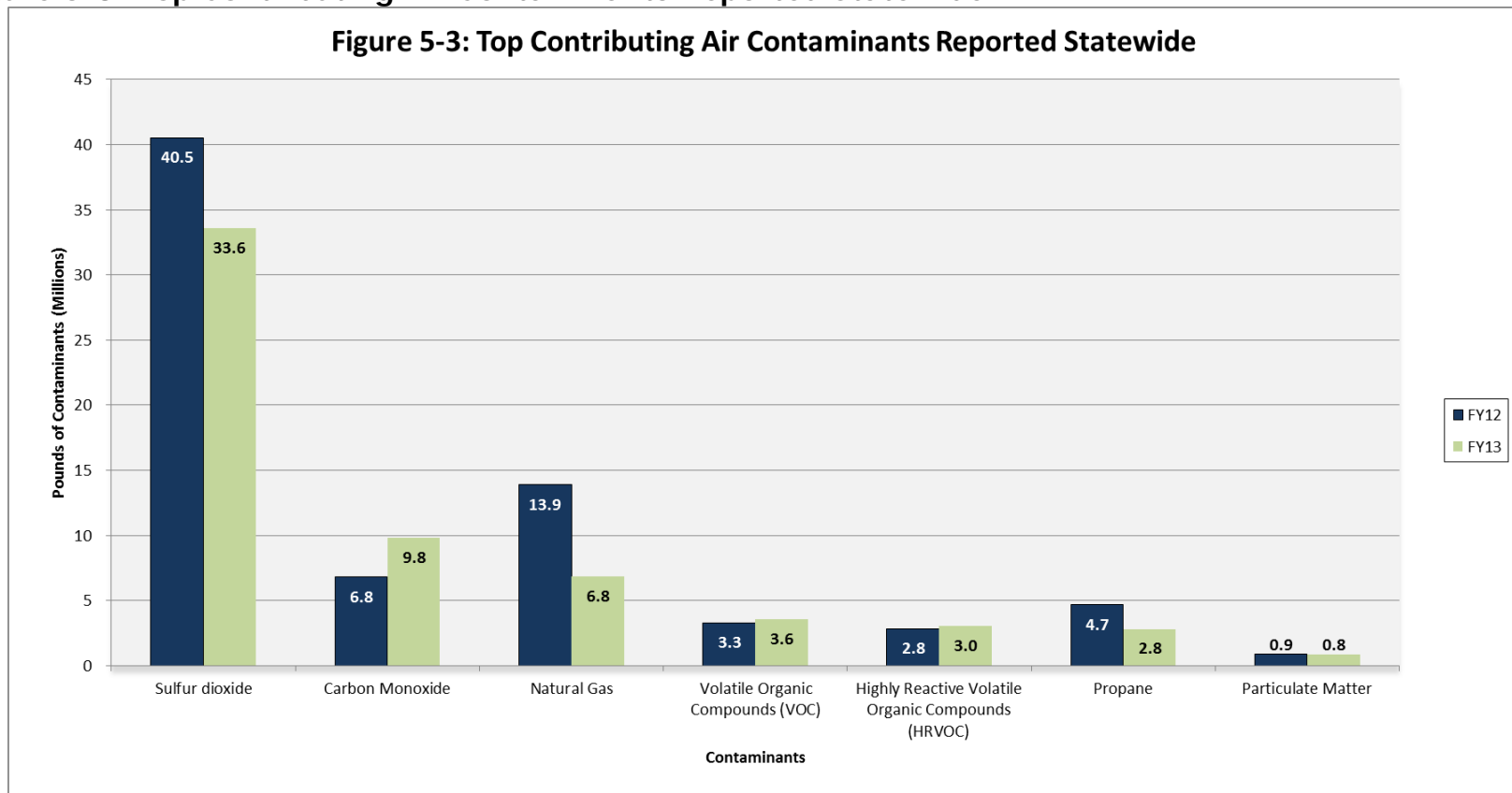


Table 5-4: Total Quantity of Air Contaminants (in pounds) Reported Statewide under 30 TAC Chapter 101, Subchapter F

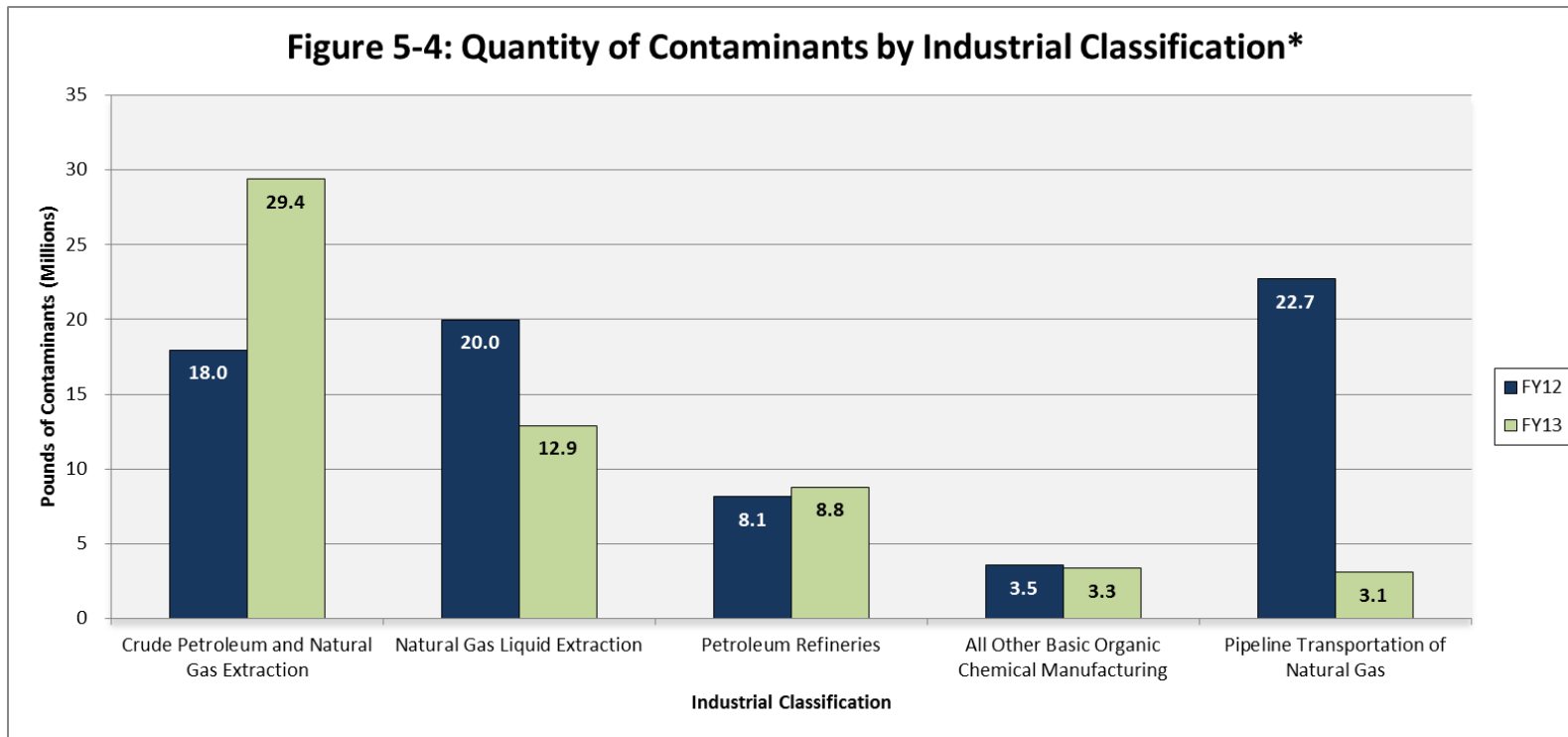
Table 5-4: FY 2013 Total Quantity of Air Contaminants (in pounds) Reported Statewide under 30 TAC Chapter 101, Subchapter F					
Contaminant Reported	Emissions Events	Scheduled Maintenance	Scheduled Start-up	Scheduled Shut-down	Total
Sulfur dioxide	30,827,625	2,690,364	43,606	6,718	33,568,313
Carbon Monoxide	7,550,716	1,669,558	198,283	373,967	9,792,524
Natural Gas	6,073,307	669,983	69,993	11,243	6,824,525
Volatile Organic Compounds (VOC)	3,416,602	80,135	43,235	21,228	3,561,201
Propane	2,521,466	157,057	14,612	81,472	2,774,607
Particulate Matter	131,742	702,083	7,934	4	841,763
Highly Reactive Volatile Organic Compounds (HRVOC)					
Butadienes	106,268	5,816	1,575	31	113,690
Butenes	65,163	5,822	1,566	156	72,707
Ethylene	2,454,833	164,401	54,768	3,049	2,677,052
Propylene	140,557	2,138	7,263	5,786	155,744
HRVOC Total	2,766,821	178,176	65,173	9,022	3,019,193

Please note the quantities of emissions are rounded to the nearest pound. The HRVOC total is also a component of the VOC total.

Quantity of Contaminants by Industry Classification

The top source category for reported contaminants in FY 2013 was Crude Petroleum and Natural Gas Extraction at 29,378,513 pounds, which is 45% of the total air contaminants reported. The second largest quantity of reported contaminants was from Natural Gas Liquids (extraction) at 12,897,086 pounds, and was 20% of the total air contaminants reported. Petroleum Refineries reported the third highest quantity at 8,762,297 pounds, and 13% of the total air contaminants reported. See Table 5-5 below for the complete set of data related to contaminants reported by Industrial Classification for FY 2013.

Figure 5-4: Quantity of Contaminants by Industrial Classification*



* During FY 2013, the NAICS code replaced the SIC code in TCEQ data systems. Figure 5-4 attempts to match SIC coded industries for FY 2012 data comparably to NAICS coded industries for FY 2013.

Table 5-5: Total Quantity of Air Contaminants (in pound) by NAICS Code Reported Statewide under 30 TAC Chapter 101, Subchapter F

Table 5-5: FY 2013 Total Quantity of Air Contaminants (in Pounds) by NAICS Code Reported Statewide under 30 TAC Chapter 101, Subchapter F						
North American Industrial Classification System *	Emissions Events	Scheduled Maintenance	Scheduled Shut-down	Scheduled Start-up	Excess Opacity	Total
21111: Crude Petroleum and Natural Gas Extraction	26,860,643	2,363,697	51,469	102,413	291	29,378,513
21112: Natural Gas Liquid Extraction	11,412,198	885,674	542,246	55,813	1,155	12,897,086
324110 and 32411: Petroleum Refineries	7,620,686	1,109,134	2,229	29,542	706	8,762,297
325199: All Other Basic Organic Chemical Manufacturing	2,763,712	324,743	45,486	210,630	610	3,345,182
486210 and 48621: Pipeline Transportation of Natural Gas	2,855,974	162,170	0	66,458	900	3,085,502

* During FY 2013, the NAICS code replaced the SIC code in TCEQ data systems. Please note the quantities of emissions are rounded to the nearest pound.

Incidents Investigated

The number of investigations conducted under 30 TAC Chapter 101 decreased slightly from 1,414 in FY 2012 to 1,392 in FY 2013. The number of NOV's increased from 120 in FY 2012 to 153 in FY 2013, and the number of Notices of Enforcement (NOEs) decreased from 85 in FY 2012 to 70 in FY 2013. See Table 5-6 below for the complete set of data related to investigations, NOV's, and NOEs in response to Scheduled Maintenance, Scheduled Shutdown, Scheduled Startup, EEs, and Opacity for FY 2013.

Figure 5-5: Incidents Investigated

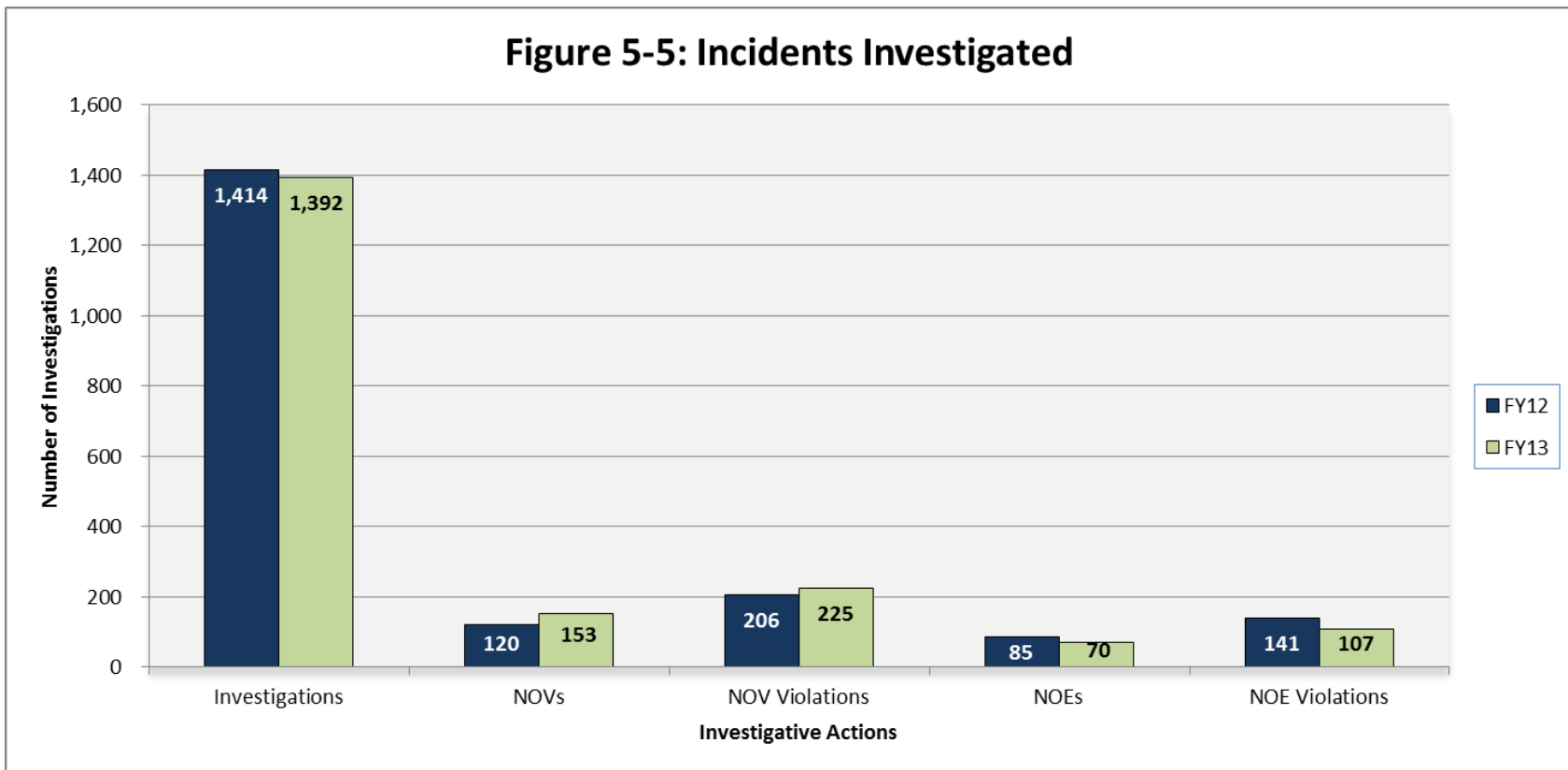


Table 5-6: Agency Response to Incidents Reported under 30 TAC Chapter 101, Subchapter F

Table 5-6 : FY 2013 Agency Response to Incidents Reported under 30 TAC Chapter 101, Subchapter F					
Listed by Incident Type					
Incident Type	Investigations	NOVs	NOV Violations	NOEs	NOE Violations
Maintenance	144	2	3	1	3
Scheduled Shutdown	24	2	9	0	0
Scheduled Startup	54	2	11	1	3
Emissions Events	1,081	138	193	67	98
Excess Opacity	89	9	9	1	3
Total	1,392	153	225	70	107

Emissions Events Investigations by Region

The total number of EE Investigations increased from 986 in FY 2012 to 1,081 in FY 2013. Some examples of investigations completed in response to reported EEs are as follows: The Midland region conducted 571 investigations in response to receiving 2,313 EE incident reports. The Houston region conducted 189 investigations in response to receiving 362 EE incident reports. The Beaumont region conducted 64 investigations in response to receiving 185 EE incident reports. See Tables 5-7 and 5-8 below for the complete set of FY 2013 data related to EE incidents reported and EE Investigations, respectively.

Figure 5-6: EE Investigations by Region

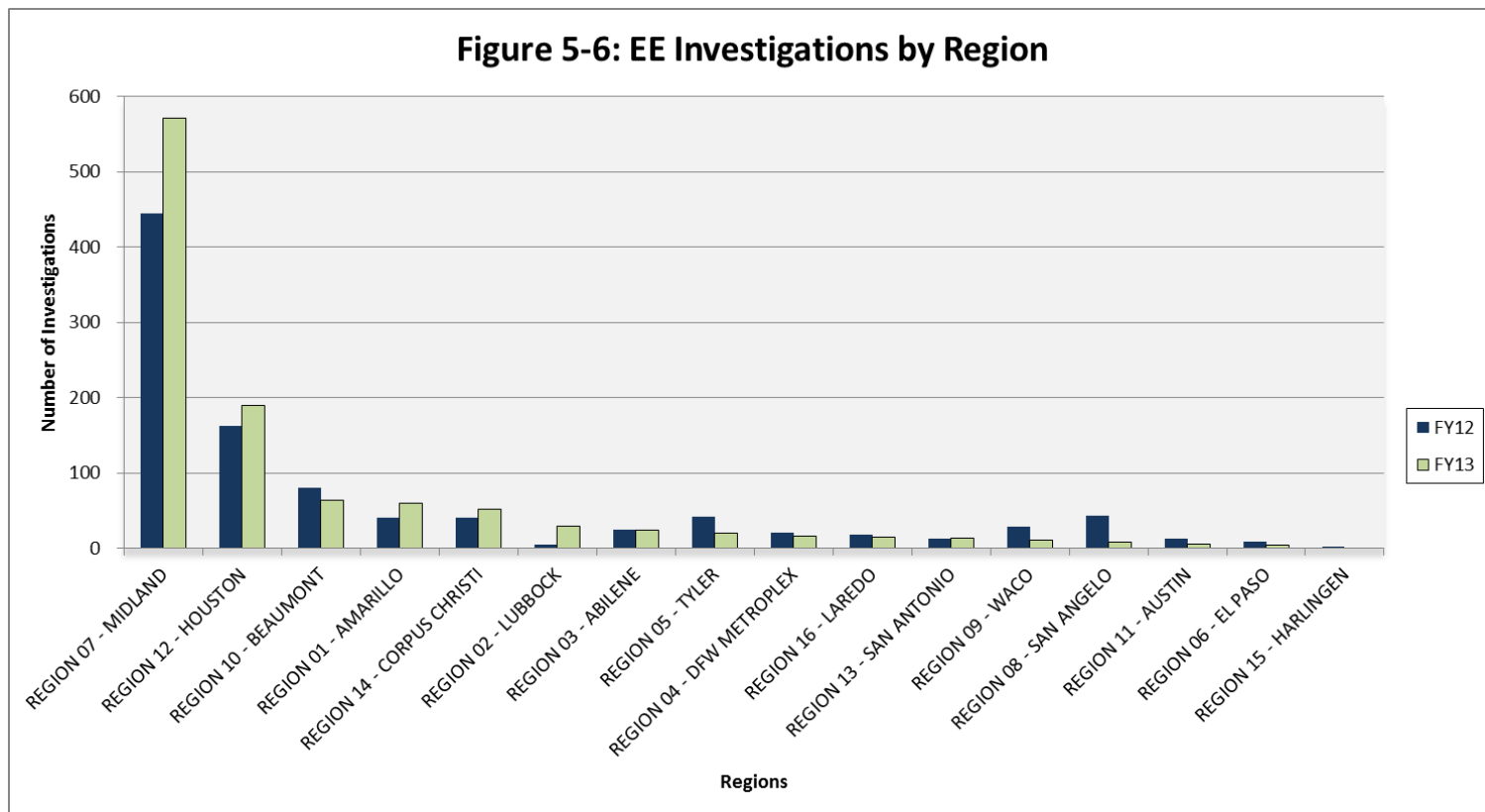


Table 5-7: Total Number of EE Incidents Reported Statewide under 30 TAC Chapter 101, Subchapter F

Table 5-7: FY 2013 Total Number of EE Incidents Reported Statewide under 30 TAC Chapter 101, Subchapter F	
Region	EE Incidents
REGION 07 - MIDLAND	2,313
REGION 12 - HOUSTON	362
REGION 10 - BEAUMONT	185
REGION 16 - LAREDO	141
REGION 14 - CORPUS CHRISTI	135
REGION 02 - LUBBOCK	99
REGION 01 - AMARILLO	95
REGION 05 - TYLER	79
REGION 08 - SAN ANGELO	74
REGION 04 - DFW METROPLEX	53
REGION 03 - ABILENE	39
REGION 13 - SAN ANTONIO	33
REGION 09 - WACO	27
REGION 11 - AUSTIN	15
REGION 15 - HARLINGEN	7
REGION 06 - EL PASO	4
Total	3,661

Table 5-8: Agency Investigations of EEs under 30 TAC 101, Subchapter F

Table 5-8: FY 2013 Agency Investigations of EEs under 30 TAC Chapter 101, Subchapter F (for EEs reported 9/1/2012 - 8/31/2013)	
Region	EE Investigations
REGION 07 - MIDLAND	571
REGION 12 - HOUSTON	189
REGION 10 - BEAUMONT	64
REGION 01 - AMARILLO	59
REGION 14 - CORPUS CHRISTI	52
REGION 02 - LUBBOCK	29
REGION 03 - ABILENE	24
REGION 05 - TYLER	20
REGION 04 - DFW METROPLEX	16
REGION 16 - LAREDO	15
REGION 13 - SAN ANTONIO	13
REGION 09 - WACO	11
REGION 08 - SAN ANGELO	8
REGION 11 - AUSTIN	6
REGION 06 - EL PASO	4
REGION 15 - HARLINGEN	0
Total	1,081

Please note that every incident reported to the agency is reviewed by TCEQ staff. On some occasions multiple reported incidents may be included into one investigation. On other occasions the reported incident may not require additional investigation. Additionally, the EE investigation number reported here is a distinct count of EE investigations completed and does not relate to the Legislative Budget Board performance measure which reflects each instance when a review of records and/or operations was evaluated.

Excessive Emissions Events

The number of Excessive EEs determinations increased from 6 in FY 2012 to 9 in FY 2013. The number of approved Corrective Action Plans (CAP) increased from 4 in FY 2012 to 7 in FY 2013. The difference in Excessive EEs Determinations and CAPs is due to crossing the fiscal year date. See Table 5-9 below for the complete set of data. Regulated entities are required to file a CAP within 60 days after receiving notification that an emissions event was deemed excessive. A CAP must identify four things: the cause or causes of the excessive EE (including all contributing factors that led to the EE); the control devices or other measures that are reasonably designed to prevent or minimize similar EEs in the future; operational changes the owner or operator will take to prevent or minimize similar EEs in the future; and time frames within which the owner or operator will implement the components of the CAP.

Figure 5-7: Excessive Determinations and CAPs

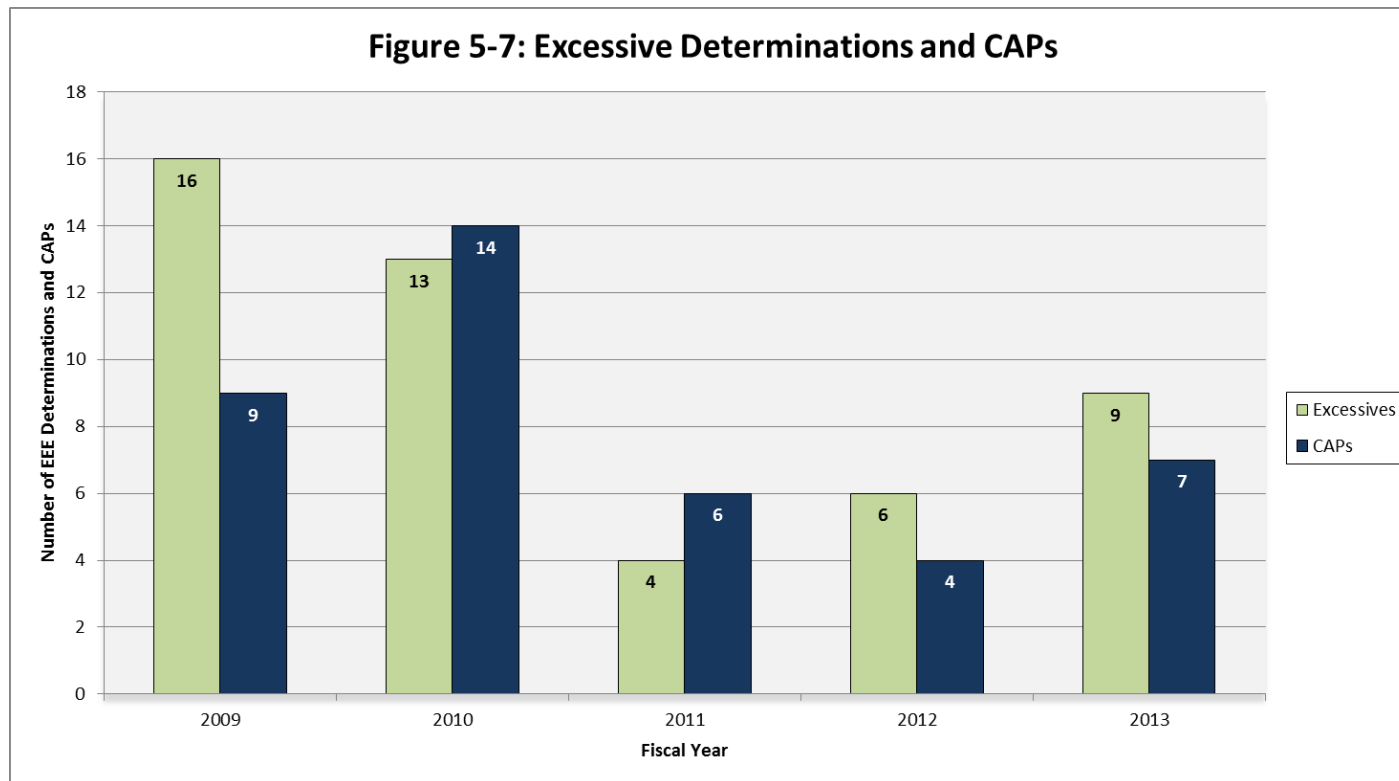


Table 5-9: Excessive EE Determinations and CAPs under 30 TAC Chapter 101, Subchapter F

Table 5-9: FY 2013 Excessive EE Determinations and CAPs under 30 TAC Chapter 101, Subchapter F		
Region	Excessive EE	Approved CAPs
REGION 01 - AMARILLO	1	0
REGION 02 - LUBBOCK	0	0
REGION 03 - ABILENE	0	0
REGION 04 - DFW METROPLEX	0	0
REGION 05 - TYLER	0	0
REGION 06 - EL PASO	0	0
REGION 07 - MIDLAND	0	0
REGION 08 - SAN ANGELO	0	0
REGION 09 - WACO	0	0
REGION 10 - BEAUMONT	0	0
REGION 11 - AUSTIN	0	0
REGION 12 - HOUSTON	8	7
REGION 13 - SAN ANTONIO	0	0
REGION 14 - CORPUS CHRISTI	0	0
REGION 15 - HARLINGEN	0	0
REGION 16 - LAREDO	0	0
Total	9	7

Chapter 6: Aggregate Production Operations

As a result of HB 571, the 82nd Legislative Session added a requirement in TWC Chapter 28A for the registration and investigation of certain APOs. The law requires the Commission to conduct an annual survey to identify all active APOs in the state and to ensure each active APO is registered. The law also requires the Commission to report the results of the survey, the number and general location of the registered APOs, the number of inspectors trained in multiple areas related to the investigations, the number of investigations conducted, and the results of the investigations.

Aggregates are materials used in construction, including sand, gravel, crushed and broken limestone, crushed and broken granite, dirt, soil, or caliche. The TCEQ adopted new rules implementing HB 571 on June 13, 2012, which are codified in 30 TAC Chapter 342.

The rules require commercial APOs to:

- register with the TCEQ beginning September 1, 2012 (with a deadline of October 30, 2012), and renew registration annually;
- pay registration fees; and
- be inspected every three years.

The definition of an APO can be found in 30 TAC § 342.1(1)(E).

In 2012, after consultation with a stakeholder group, a graduated fee structure was developed. The fee structure will be re-evaluated each year. Survey, registration, and compliance information was sent to entities listed in the TCEQ's Water Quality Permits database, U.S. Geological Survey mining activities, the Texas Department of Transportation's Aggregate Quarry and Pit certification program, and the Mine Safety and Health Administration program. Information regarding the APO requirements was incorporated in the TCEQ publications "News You Can Use" and "The Advocate". Information was also provided to the Texas Aggregates and Concrete Association to provide to their members. Several stakeholder meetings were held prior to rule adoption.

Training Program

The TCEQ developed a training program specific to performance of APO investigations. The training program focuses on authorization requirements and regulatory controls most commonly required at facilities subject to the APO registration requirement. During FY 2013, 92 investigators completed the APO investigation training program.

Investigations and Results

The statute allows those APOs that submitted a Notice of Audit to conduct a self-audit under the Texas Environmental, Health, and Safety Audit Privilege Act with their initial registration to postpone TCEQ inspection requirements until September 1, 2015. The TCEQ received 306 notices of audit within the required deadline.

Agency staff completed a total of 1,169 APO surveys and 95 investigations resulting in issuance of 66 Notices of Violation and identification of 569 sites requiring additional investigation. Three Notices of Enforcement were issued; however, the final enforcement orders have not yet become effective.

Number and General Location of Registered Facilities

As of August 31, 2013, 639 APOs had registered with the TCEQ. The number of registered APOs per region is provided in Table 6-1 below.

Table 6-1: Registered APOs per Region

Region	Number of Registered APOs
Region 1 – Amarillo	37
Region 2 – Lubbock	14
Region 3 – Abilene	40
Region 4 – Dallas/Fort Worth	84
Region 5 – Tyler	15
Region 6 – El Paso	17
Region 7 – Midland	29
Region 8 – San Angelo	24
Region 9 – Waco	50
Region 10 – Beaumont	19
Region 11 – Austin	75
Region 12 – Houston	56
Region 13 – San Antonio	103
Region 14 – Corpus Christi	27
Region 15 – Harlingen	16
Region 16 – Laredo	33
Total	639

Chapter 7: Results of Enforcement Actions

Since FY 1998, the TCEQ has been compiling statistical information regarding the results of enforcement actions taken by the TCEQ and through cases referred to the OAG. Once administrative or judicial orders are finalized, the Enforcement Division staff review each case and determine if the enforcement action had an impact or potential impact on public health and the environment. Staff also document some of the actions required to achieve compliance, including an estimate of the cost of compliance to the violators. This statistical data indicates that as a result of administrative and judicial orders in FY 2013, alleged violators spent more than \$202 million to correct violations and take steps necessary to protect the environment. Figure 7-1 illustrates the positive impact enforcement orders have on human health and the environment.

Figure 7-1: Impact Analysis of Administrative and Civil Judicial Orders

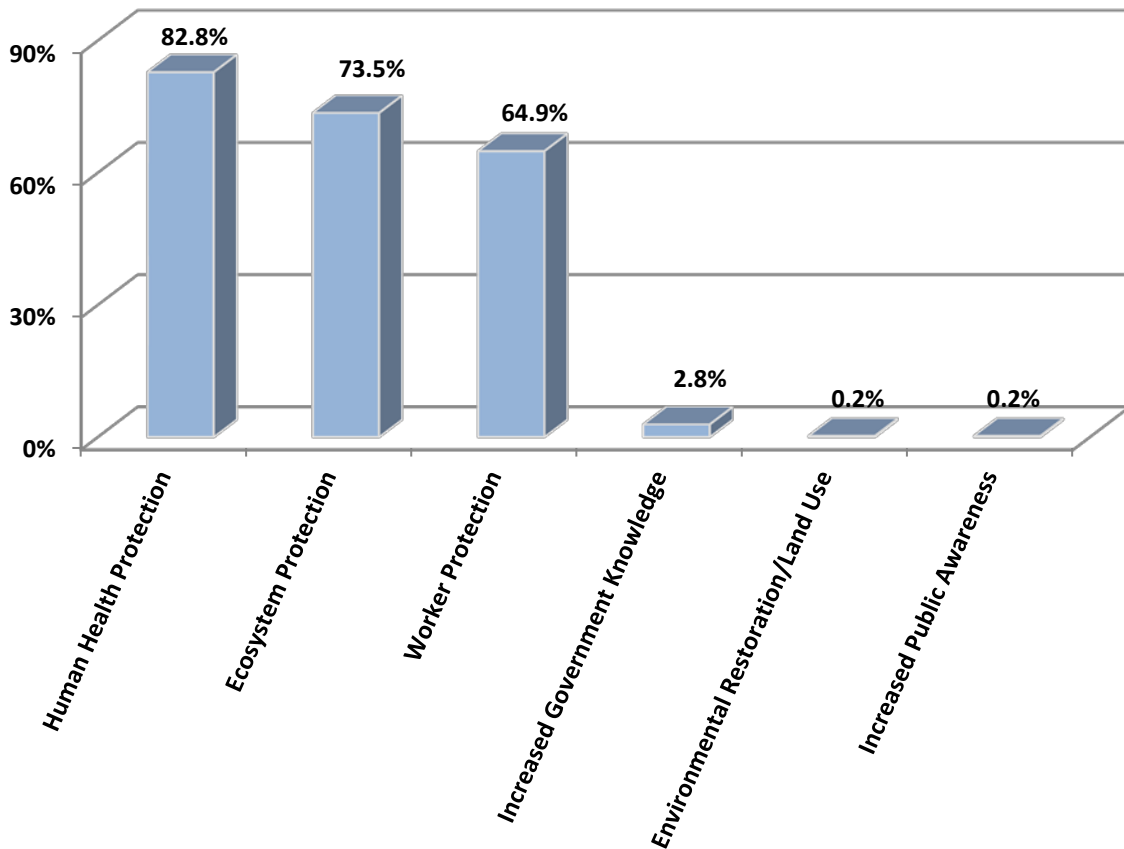


Figure 7-2 depicts the number of enforcement orders that resulted in the following: reduction of the use of hazardous chemicals; industrial process changes; emissions or discharge changes; storage or disposal changes; submittal of a permit application or amendment; environmental compliance promotion through dissemination of information to other members of the regulated community who are similarly situated; provision of public health care (either diagnostic or preventative) to members of the public who were potentially or actually affected by the violations; provision of emergency planning or preparedness equipment or assistance to local emergency response programs; or a decrease in the amount or toxicity of a pollutant (other than through a pollution prevention project).

Figure 7-2: Results of Administrative and Civil Judicial Orders – Permitting and Process Changes

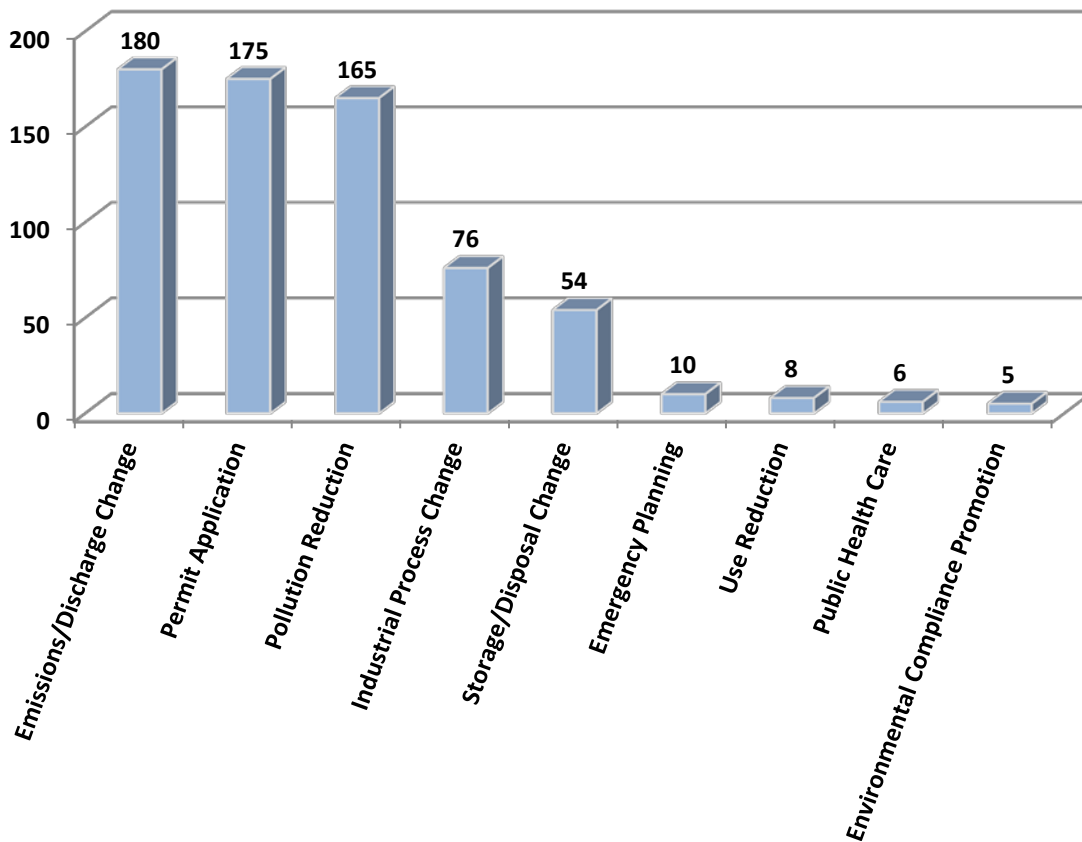


Figure 7-3 depicts the number of enforcement orders that resulted in the following: site assessment, remediation, restoration, or removal activities; auditing, testing, monitoring and/or sampling activities; labeling and manifesting of hazardous wastes; training; recordkeeping and/or reporting activities; and/or provision of site access to admit government officials for investigation and monitoring activities.

Figure 7-3: Results of Administrative and Civil Judicial Orders – Clean Up, Monitoring, and Recordkeeping Requirements

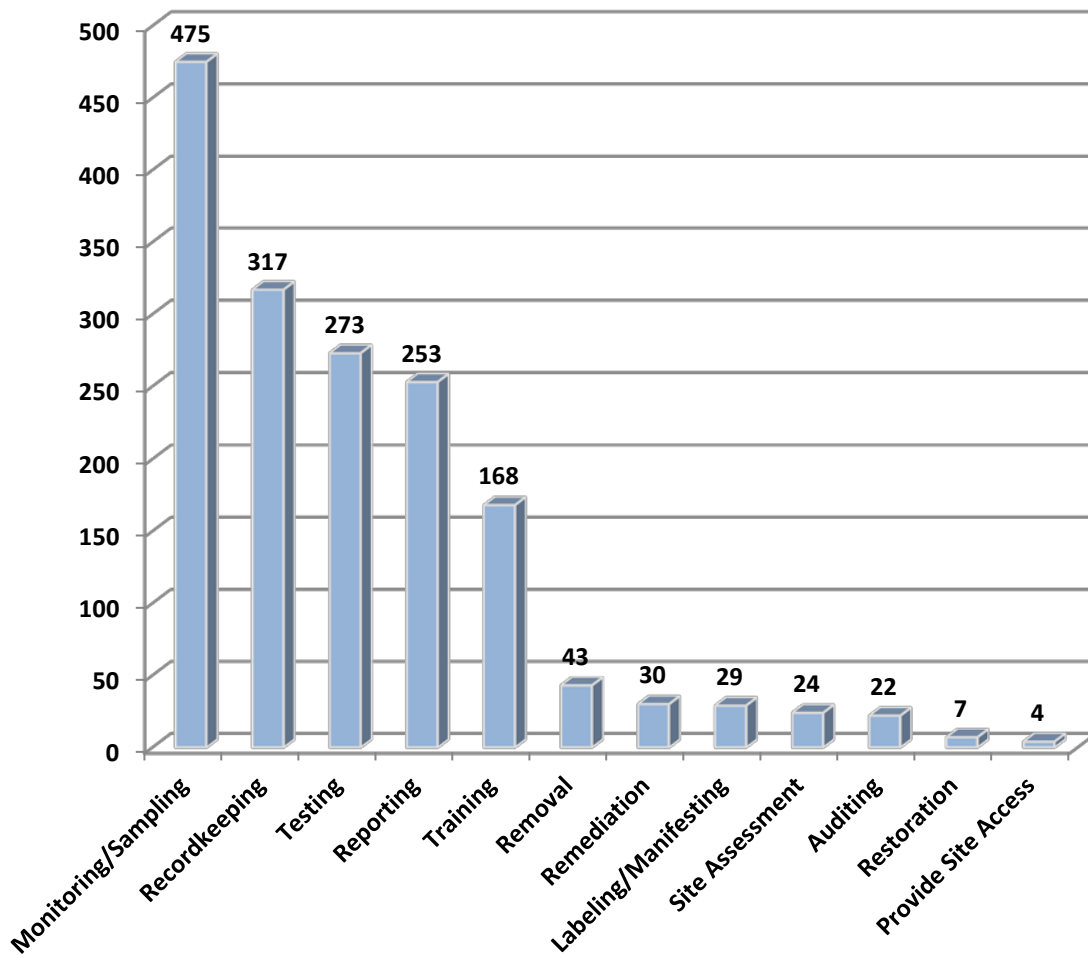


Figure 7-4 depicts the number of enforcement orders that resulted in the following pollution prevention related activities: equipment or technology modifications; product reformulation; raw materials substitutions; process or procedure modifications; in-process recycling; energy efficiency or conservation; improved housekeeping, operating and maintenance, training, or inventory control; and the number of orders with supplemental environmental projects including pollution prevention activities. Pollution prevention activities are those actions that result in reduction or elimination of a source of pollution that is above and beyond any regulatory requirements.

Figure 7-4: Results of Administrative and Civil Judicial Orders – Pollution Prevention

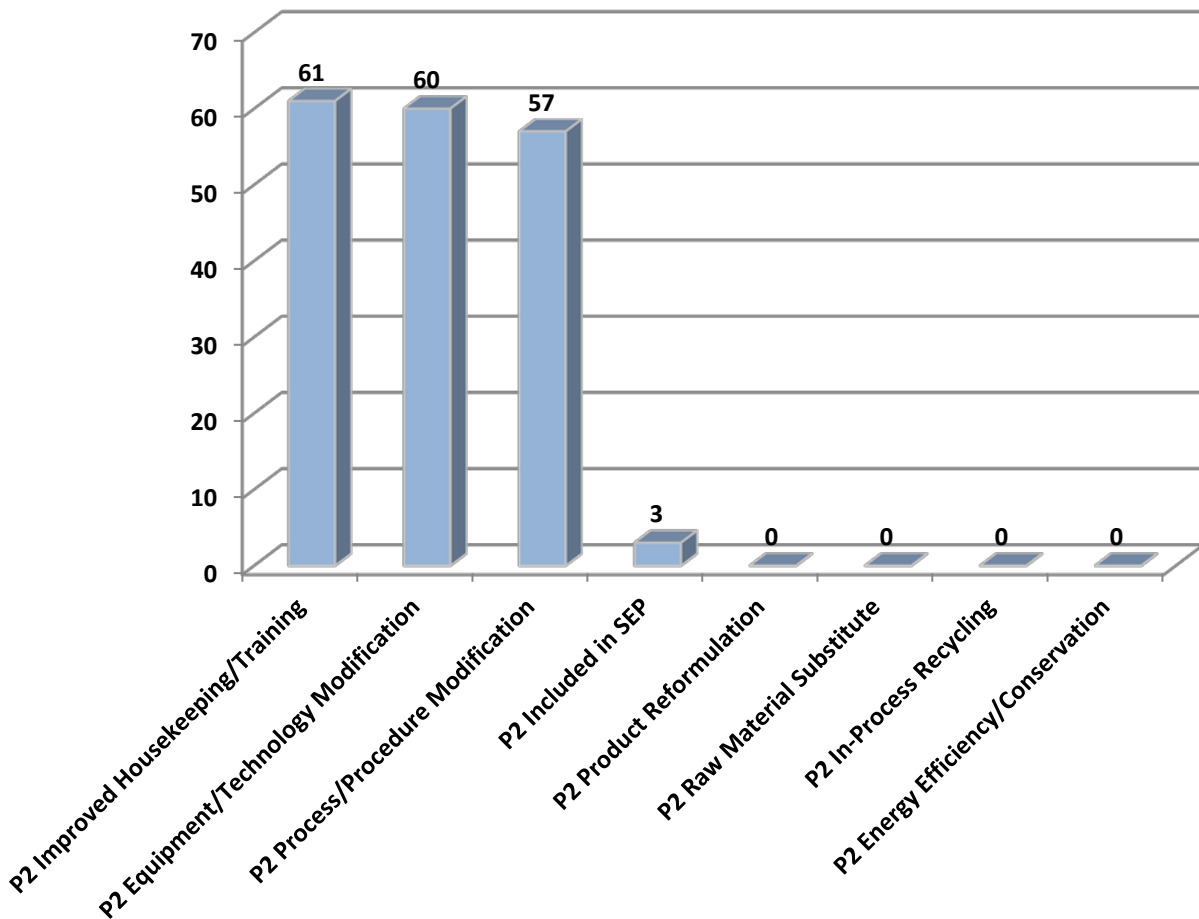


Table 7-1 depicts an estimation of the largest amount of pollutant reductions through enforcement actions finalized in FY 2013. Overall, it is estimated² that TCEQ final enforcement actions resulted in, or will result in, more than 292 million pounds of pollutants eliminated or reduced, or the routes of exposure reduced, in the environment.

Table 7-1: Twenty-Five Largest Estimated Pollutant Reductions from Orders Issued

Pollutant	Amount in Pounds	Routes of Exposure
Municipal Solid Waste	127,529,280	LAND
Tires (Scrap)	64,942,147	LAND
Trash, Debris, Miscellaneous Materials	24,943,000	LAND
Construction Debris	20,650,400	LAND
Mulch	17,516,700	LAND
Sewage	15,057,992	LAND, WATER
K050 Hazardous Waste (Heat Exchanger Sludge)	7,663,219	LAND
Wood Waste and Tree Trimmings	6,106,268	LAND
Lime	1,301,722	WATER
Volatile Organic Compounds	797,516	AIR
Lead	602,769	AIR, LAND, WATER
Municipal Wastewater Discharge	393,025	WATER
Carbon Monoxide	389,444	AIR
Wastewater Treatment Sludge	388,922	WATER
Ammonia	348,985	AIR, LAND
Biochemical Oxygen Demand	346,613	LAND, WATER
Chemical Oxygen Demand	333,837	LAND, WATER
Gasoline	269,551	LAND, WATER
Industrial Waste	208,001	LAND
Perchloroethylene	200,000	LAND
Soil and/or Dirt	200,000	LAND
Ammonia Nitrogen	175,865	LAND, WATER
Total Suspended Solids	141,503	LAND, WATER
Sulfur Dioxide	136,200	AIR
Industrial Wastewater Discharge	120,001	WATER

² Estimations were based upon best educated predictions or knowledge of the technical staff. In those cases where cleanups were not completed yet, estimates of the amount of contaminants to be removed were used. In those cases where emissions or discharges were reduced or eliminated by the enforcement action, the estimation was based upon an assumption that the violations would have continued at least for one year if the TCEQ had not acted.

Tables Descriptions

Investigations

Table T-1A summarizes, by TCEQ region and type, total investigations conducted during FY 2013.
Table T-1B summarizes, by TCEQ region and type, on-site investigations conducted during FY 2013.
Table T-2A summarizes, by TCEQ region and type, total investigations conducted during FY 2012.
Table T-2B summarizes, by TCEQ region and type, on-site investigations conducted during FY 2012.
Table T-3A summarizes, by TCEQ region and type, total investigations conducted during FY 2011.
Table T-3B summarizes, by TCEQ region and type, on-site investigations conducted during FY 2011.
Table T-4A summarizes, by TCEQ region and type, total investigations conducted during FY 2010.
Table T-4B summarizes, by TCEQ region and type, on-site investigations conducted during FY 2010.
Table T-5A summarizes, by TCEQ region and type, total investigations conducted during FY 2009.
Table T-5B summarizes, by TCEQ region and type, on-site investigations conducted during FY 2009.
Table T-6A summarizes, by TCEQ region and type, total investigations conducted during FY 2008.
Table T-6B summarizes, by TCEQ region and type, on-site investigations conducted during FY 2008.

Complaints

Table T-7 summarizes, by TCEQ region and type, complaints investigated during FY 2013.
Table T-8 summarizes, by TCEQ region and type, complaints investigated during FY 2012.
Table T-9 summarizes, by TCEQ region and type, complaints investigated during FY 2011.
Table T-10 summarizes, by TCEQ region and type, complaints investigated during FY 2010.
Table T-11 summarizes, by TCEQ region and type, complaints investigated during FY 2009.
Table T-12 summarizes, by TCEQ region and type, complaints investigated during FY 2008.

Notices of Violation (NOV) by Regional Offices

Table T-13 summarizes NOV's issued during FY 2013 by the TCEQ Regional Offices.
Table T-14 summarizes NOV's issued during FY 2012 by the TCEQ Regional Offices.
Table T-15 summarizes NOV's issued during FY 2011 by the TCEQ Regional Offices.
Table T-16 summarizes NOV's issued during FY 2010 by the TCEQ Regional Offices.
Table T-17 summarizes NOV's issued during FY 2009 by the TCEQ Regional Offices.
Table T-18 summarizes NOV's issued during FY 2008 by the TCEQ Regional Offices.

Notices of Violation by Central Office

Table T-19 summarizes NOVs issued during FY 2013 by the TCEQ Central Office in Austin.
Table T-20 summarizes NOVs issued during FY 2012 by the TCEQ Central Office in Austin.
Table T-21 summarizes NOVs issued during FY 2011 by the TCEQ Central Office in Austin.
Table T-22 summarizes NOVs issued during FY 2010 by the TCEQ Central Office in Austin.
Table T-23 summarizes NOVs issued during FY 2009 by the TCEQ Central Office in Austin.
Table T-24 summarizes NOVs issued during FY 2008 by the TCEQ Central Office in Austin.

Administrative Orders Issued

Table T-25 summarizes the administrative orders issued by the TCEQ for FY 2013.
Table T-26 summarizes the administrative orders issued by the TCEQ for FY 2012.
Table T-27 summarizes the administrative orders issued by the TCEQ for FY 2011.
Table T-28 summarizes the administrative orders issued by the TCEQ for FY 2010.
Table T-29 summarizes the administrative orders issued by the TCEQ for FY 2009.
Table T-30 summarizes the administrative orders issued by the TCEQ for FY 2008.

Court Orders Issued

Table T-31 summarizes the judicial orders issued through representation by the Office of Attorney General for FY 2013.
Table T-32 summarizes the judicial orders issued through representation by the Office of Attorney General for FY 2012.
Table T-33 summarizes the judicial orders issued through representation by the Office of Attorney General for FY 2011.
Table T-34 summarizes the judicial orders issued through representation by the Office of Attorney General for FY 2010.
Table T-35 summarizes the judicial orders issued through representation by the Office of Attorney General for FY 2009.
Table T-36 summarizes the judicial orders issued through representation by the Office of Attorney General for FY 2008.

Table T-1A: Total Investigations Conducted FY 2013 (9/1/2012 – 8/31/2013)

Table T-1A: Total Investigations Conducted FY 2013 (9/1/2012 – 8/31/2013)																	
	AGRI	APO¹	AIR	DC	EA	IHW	MSW	OC	OSSF	PST	PWS	RAD	WQ	WR	UIC	MM	TOTAL
Region 1	97	10	521	0	0	133	61	2	344	114	166	0	311	4	42	16	1,821
Region 2	24	20	640	0	0	81	86	3	85	59	320	0	293	19	0	89	1,719
Region 3	6	1	335	0	0	18	80	0	105	63	197	0	644	319	0	1	1,769
Region 4	178	232	2,843	9	0	197	181	47	248	1,316	541	0	2,897	311	0	62	9,062
Region 5	115	5	1,178	0	0	56	152	34	229	74	473	0	2,371	229	0	230	5,146
Region 6	8	5	1,141	0	0	39	155	0	40	249	80	0	328	0	0	159	2,204
Region 7	4	7	2,514	0	0	44	45	0	23	46	100	123	194	2	1	86	3,189
Region 8	3	2	231	0	0	5	56	0	138	16	78	0	144	111	0	52	836
Region 9	20	0	838	0	0	57	151	6	2	75	494	0	1,283	562	0	127	3,615
Region 10	0	22	2,185	0	0	65	170	0	690	149	446	0	2,104	78	2	13	5,924
Region 11	1	353	453	0	608	24	113	14	16	115	306	0	1,068	262	0	83	3,416
Region 12	9	254	4,197	1	0	426	235	14	59	1,925	1,606	0	8,200	90	7	268	17,291
Region 13	10	330	1,073	0	657	73	151	10	24	85	311	0	949	7	1	139	3,820
Region 14	75	17	1,071	0	0	402	173	2	8	68	401	0	1,483	34	147	121	4,002
Region 15	0	5	951	0	0	78	189	0	50	37	121	0	657	0	0	105	2,193
Region 16	0	1	627	0	0	8	56	0	164	9	117	2	396	0	0	331	1,711
Other*	0	0	0	0	0	0	0	0	0	8,771	0	0	0	0	0	0	8,771
West, North Central, Border and Coastal Water-masters	0	0	0	0	0	0	0	0	0	0	0	0	0	29,292	0	0	29,292
TOTAL	550	1,264	20,798	10	1,265	1,706	2,054	132	2,225	13,171	5,757	125	23,322	31,320	200	1,882	105,781

Total Investigations is a summary of ALL investigations conducted by TCEQ staff and includes on-site, record reviews and complaint investigations.

There was an increase in PST investigations due to the Federal Energy Bill.

PWS investigations include Municipal Utility District Construction investigations.

* "Other" includes those investigations conducted by contracted investigators.

¹ APO is a new category in the FY 2013 report. See Chapter 6 of this report for more information on the APO Program.

Table T-1B: On-site Investigations Conducted FY 2013 (9/1/2012 – 8/31/2013)

Table T-1B: On-site Investigations Conducted FY 2013 (9/1/2012 - 8/31/2013)																	
	AGRI	APO ²	AIR	DC	EA	IHW	MSW	OC	OSSF	PST	PWS	RAD	WQ	WR	UIC	MM	TOTAL
Region 1	92	10	208	0	0	63	58	0	185	108	127	0	107	3	21	16	998
Region 2	18	20	138	0	0	64	73	2	50	51	197	0	90	18	0	75	796
Region 3	4	1	123	0	0	15	75	0	57	42	119	0	109	306	0	0	851
Region 4	149	25	2,107	9	0	157	138	0	165	1,183	374	0	577	293	0	53	5,230
Region 5	106	5	219	0	0	44	136	0	75	25	262	0	487	214	0	221	1,794
Region 6	5	5	773	0	0	28	131	0	26	234	50	0	174	0	0	133	1,559
Region 7	3	1	188	0	0	37	36	0	14	39	69	123	52	1	1	67	631
Region 8	2	2	67	0	0	1	35	0	60	10	41	0	32	108	0	36	394
Region 9	19	0	420	0	0	39	96	0	1	33	259	0	274	555	0	88	1,784
Region 10	0	19	1,075	0	0	50	124	0	454	105	244	0	315	77	2	8	2,473
Region 11	1	8	327	0	426	16	98	0	11	86	181	0	329	262	0	67	1,812
Region 12	9	15	2,529	0	0	345	191	0	56	1,676	1,213	0	1,327	72	7	253	7,693
Region 13	10	6	451	0	398	61	139	0	19	53	203	0	264	6	0	132	1,742
Region 14	67	17	494	0	0	121	149	0	6	60	279	0	348	34	51	109	1,735
Region 15	0	5	670	0	0	65	164	0	26	34	91	0	227	0	0	103	1,385
Region 16	0	1	514	0	0	7	54	0	98	5	80	2	135	0	0	233	1,129
Other*	0	0	0	0	0	0	0	0	0	8,749	0	0	0	0	0	0	8,749
West, North Central, Border and Coastal Water-masters	0	0	0	0	0	0	0	0	0	0	0	0	0	28,223	0	0	28,223
TOTALS	485	140	10,303	9	824	1,113	1,697	2	1,303	12,493	3,789	125	4,847	30,172	82	1,594	68,978

Includes complaint investigations.

There was an increase in PST investigations due to the Federal Energy Bill.

PWS investigations include Municipal Utility District Construction investigations.

* "Other" includes those investigations conducted by contracted investigators.

2 APO is a new category in the FY 2013 report. See Chapter 6 of this report for more information on the APO Program.

Table T-2A: Total Investigations Conducted FY 2012 (9/1/2011 – 8/31/2012)

Table T-2A: Total Investigations Conducted FY 2012 (9/1/2011 - 8/31/2012)																
	AGRI	AIR	DC	EA	IHW	MSW	OC	OSSF	PST	PWS	RAD	WQ	WR	UIC	MM	TOTAL
Region 1	92	559	0	0	128	56	5	342	101	112	0	282	9	42	25	1,753
Region 2	8	231	0	0	86	79	2	90	86	277	0	311	125	0	44	1,339
Region 3	18	415	0	0	16	81	2	109	66	250	0	747	74	0	16	1,794
Region 4	268	2,823	1	0	183	294	72	181	1,472	531	0	3,145	241	1	58	9,270
Region 5	122	1,179	0	0	84	169	8	232	38	493	0	2,635	164	0	222	5,346
Region 6	4	784	0	0	40	119	0	41	231	102	0	231	0	0	92	1,644
Region 7	1	2,358	0	0	74	35	0	5	12	72	39	249	40	1	2	2,888
Region 8	10	211	0	0	11	49	1	58	16	92	0	175	55	0	44	722
Region 9	25	692	0	0	49	167	16	1	22	448	0	1,296	48	0	108	2,872
Region 10	0	2,108	0	0	50	169	2	604	301	576	0	2,216	126	2	33	6,187
Region 11	4	438	0	547	32	122	28	7	95	330	0	1,015	14	0	77	2,709
Region 12	7	3,632	1	0	267	157	42	169	1,887	2,147	0	8,507	56	4	65	16,941
Region 13	12	924	0	524	177	250	11	9	80	358	1	877	105	0	46	3,374
Region 14	1	940	1	0	434	220	0	3	125	234	0	1,370	9	135	83	3,555
Region 15	0	833	0	0	62	175	2	5	30	105	0	611	49	0	104	1,976
Region 16	1	741	0	0	17	85	0	160	49	139	2	289	1	0	26	1,510
Other*	0	0	0	0	0	0	0	0	8,258	0	0	0	0	0	0	8,258
West, North Central, Border and Coastal Water-masters	0	0	0	0	0	0	0	0	0	0	0	0	27,622	0	0	27,622
TOTAL	573	18,868	3	1,071	1,710	2,227	191	2,016	12,869	6,266	42	23,956	28,738	185	1,045	99,760

Total Investigations is a summary of ALL investigations conducted by TCEQ staff and includes on-site, record reviews and complaint investigations.

There was an increase in PST investigations due to the Federal Energy Bill.

PWS investigations include Municipal Utility District Construction investigations.

* "Other" includes those investigations conducted by contracted investigators.

Table T-2B: On-site Investigations Conducted FY 2012 (9/1/2011 – 8/31/2012)

Table T-2B: On-site Investigations Conducted FY 2012 (9/1/2011 - 8/31/2012)																
	AGRI	AIR	DC	EA	IHW	MSW	OC	OSSF	PST	PWS	RAD	WQ	WR	UIC	MM	TOTAL
Region 1	80	182	0	0	60	48	0	161	98	78	0	93	8	20	25	853
Region 2	8	53	0	0	74	59	0	76	78	163	0	84	78	0	41	714
Region 3	9	153	0	0	16	72	0	65	46	120	0	158	73	0	10	722
Region 4	196	2,066	0	0	162	198	21	128	1,334	313	0	580	146	1	53	5,198
Region 5	104	189	0	0	65	144	0	82	18	296	0	538	108	0	215	1,759
Region 6	2	686	0	0	34	105	0	20	217	53	0	132	0	0	85	1,334
Region 7	1	162	0	0	63	22	0	2	12	61	39	39	31	1	2	435
Region 8	8	44	0	0	5	33	0	28	10	45	0	52	32	0	41	298
Region 9	23	274	0	0	35	99	7	0	9	219	0	228	30	0	76	1,000
Region 10	0	949	0	0	35	111	0	394	212	213	0	264	118	2	29	2,327
Region 11	3	148	0	345	26	105	8	6	76	183	0	273	13	0	75	1,261
Region 12	4	1,546	1	0	201	108	1	163	1,686	1,369	0	1,284	31	4	57	6,455
Region 13	12	392	0	264	76	174	0	8	62	201	1	217	24	0	42	1,473
Region 14	0	209	1	0	159	179	0	3	106	107	0	204	8	54	73	1,103
Region 15	0	140	0	0	55	159	1	3	21	76	0	156	49	0	102	762
Region 16	1	164	0	0	17	70	0	106	38	78	2	58	1	0	25	560
Other*	0	0	0	0	0	0	0	0	8,192	0	0	0	0	0	0	8,192
West, North Central, Border and Coastal Water-masters	0	0	0	0	0	0	0	0	0	0	0	0	27,304	0	0	27,304
TOTALS	451	7,357	2	609	1,083	1,686	38	1,245	12,215	3,575	42	4,360	28,054	82	951	61,750

Includes complaint investigations.

There was an increase in PST investigations due to the Federal Energy Bill.

PWS investigations include Municipal Utility District Construction investigations.

* "Other" includes those investigations conducted by contracted investigators.

Table T-3A: Total Investigations Conducted FY 2011 (9/1/2010 – 8/31/2011)

Table T-3A: Total Investigations Conducted FY 2011 (9/1/2010 - 8/31/2011)																
	AGRI	AIR	DC	EA	IHW	MSW	OC	OSSF	PST	PWS	RAD	WQ	WR	UIC	MM	TOTAL
Region 1	123	605	0	0	122	73	2	301	153	126	0	346	5	61	5	1,922
Region 2	27	486	0	0	111	81	1	94	122	396	0	342	43	0	28	1,731
Region 3	16	376	0	0	38	89	4	136	91	178	0	711	104	0	18	1,761
Region 4	334	4,750	5	0	206	310	105	161	1,541	766	0	3,131	202	0	43	11,554
Region 5	132	1,385	0	0	91	116	16	262	64	553	0	2,574	120	1	158	5,472
Region 6	3	902	0	0	28	63	2	30	430	121	0	260	2	0	76	1,917
Region 7	3	2,253	0	0	71	48	2	15	11	161	1	276	2	1	14	2,858
Region 8	10	127	0	0	18	69	0	63	92	114	0	213	47	0	47	800
Region 9	72	935	0	0	54	182	30	8	121	526	0	1,305	33	0	90	3,356
Region 10	0	2,012	0	0	81	184	0	784	381	506	0	2,289	148	0	57	6,442
Region 11	6	540	0	541	31	110	49	15	157	406	0	979	43	0	84	2,961
Region 12	10	4,073	2	0	394	245	52	160	3,261	2,543	3	8,463	25	20	87	19,338
Region 13	6	621	0	483	64	224	11	11	132	391	5	925	43	0	58	2,974
Region 14	3	1,131	0	0	424	158	5	3	194	286	2	1,374	3	219	62	3,864
Region 15	0	797	14	0	61	196	2	7	67	151	2	634	1,002	0	115	3,048
Region 16	0	427	0	0	18	55	2	86	61	152	6	308	4	0	19	1,138
Other*									5,224							5,224
West, North Central, Border and Coastal Water-masters	0	0	0	0	0	0	0	0	0	0	0	0	29,123	0	0	29,123
TOTAL	745	21,420	21	1,024	1,812	2,203	283	2,136	12,102 ³	7,376	19	24,130	30,949	302	961	105,483

Total Investigations is a summary of ALL investigations conducted by TCEQ staff and includes on-site, record reviews and complaint investigations.

There was an increase in PST investigations due to the Federal Energy Bill.

PWS investigations include Municipal Utility District Construction investigations.

* "Other" includes those investigations conducted by contracted investigators.

³ The number of PST investigations was revised from previous years' reports to include investigations conducted by contracted investigators.

Table T-3B: On-site Investigations Conducted FY 2011 (9/1/2010 – 8/31/2011)

Table T-3B: On-site Investigations Conducted FY 2011 (9/1/2010 - 8/31/2011)																
	AGRI	AIR	DC	EA	IHW	MSW	OC	OSSF	PST	PWS	RAD	WQ	WR	UIC	MM	TOTAL
Region 1	110	186	0	0	59	53	0	149	128	105	0	146	5	22	2	965
Region 2	21	94	0	0	96	65	0	61	79	131	0	112	25	0	26	710
Region 3	12	157	0	0	36	80	0	75	74	106	0	160	88	0	14	802
Region 4	271	3,739	1	0	165	215	0	120	1,350	421	0	588	60	0	32	6,962
Region 5	114	199	0	0	75	94	0	104	27	314	0	443	27	1	149	1,547
Region 6	2	752	0	0	18	48	0	15	398	46	0	148	2	0	70	1,499
Region 7	3	265	0	0	64	36	0	11	5	67	1	60	0	1	14	527
Region 8	6	46	0	0	9	45	0	31	66	69	0	37	23	0	30	362
Region 9	61	304	0	0	32	101	0	5	29	236	0	273	11	0	82	1,134
Region 10	0	935	0	0	57	110	0	509	203	264	0	246	69	0	38	2,431
Region 11	6	185	0	382	22	82	0	12	90	204	0	226	22	0	73	1,304
Region 12	6	1,955	0	0	276	154	1	143	2,888	1,396	2	1,346	5	20	72	8,264
Region 13	6	299	0	333	50	159	0	11	69	197	5	212	13	0	50	1,404
Region 14	2	188	0	0	130	123	0	2	152	145	2	207	1	55	56	1,063
Region 15	0	169	13	0	58	175	0	2	57	92	2	156	75	0	114	913
Region 16	0	130	0	0	17	49	0	26	53	72	6	83	0	0	15	451
Other*									5,105							5,105
West, North Central, Border and Coastal Water-masters													29,123			29,123
TOTALS	620	9,603	14	715	1,164	1,589	1	1,276	10,773 ⁴	3,865	18	4,443	29,549	99	837	64,566

Includes complaint investigations.

There was an increase in PST investigations due to the Federal Energy Bill.

PWS investigations include Municipal Utility District Construction investigations.

* "Other" includes those investigations conducted by contracted investigators.

4 The number of PST investigations was revised from previous years' reports to include investigations conducted by contracted investigators.

Table T-4A: Total Investigations Conducted FY 2010 (9/1/2009 – 8/31/2010)

Table T-4A: Total Investigations Conducted FY 2010 (9/1/2009 - 8/31/2010)																
	AGRI	AIR	DC	EA	IHW	MSW	OC	OSSF	PST	PWS	RAD	WQ	WR	UIC	MM	TOTAL
Region 1	120	681	0	0	152	62	2	343	214	149	0	382	3	51	3	2,162
Region 2	33	559	0	0	115	89	0	97	188	282	0	412	1	0	21	1,797
Region 3	19	362	0	0	55	110	5	180	140	268	0	897	61	0	49	2,146
Region 4	358	2,561	19	0	206	362	92	223	1,462	759	0	3,889	314	0	41	10,286
Region 5	200	1,185	0	0	88	154	8	522	71	715	0	3,153	184	1	182	6,463
Region 6	7	1,084	0	4	93	124	3	6	424	256	0	316	4	0	165	2,486
Region 7	4	2,927	0	0	93	58	0	20	51	107	8	286	1	1	11	3,567
Region 8	23	188	0	0	58	79	2	74	111	109	0	308	13	0	36	1,001
Region 9	60	1,025	0	0	41	254	18	24	216	497	0	1,689	187	0	99	4,110
Region 10	64	2,688	0	0	109	274	8	896	401	449	0	2,877	63	1	62	7,892
Region 11	4	466	2	499	37	96	64	19	218	346	0	1,160	50	0	126	3,087
Region 12	9	4,538	14	0	391	336	57	171	2,335	2,053	1	10,105	47	12	95	20,164
Region 13	6	680	5	464	105	229	29	9	241	365	4	1,095	38	0	87	3,357
Region 14	5	1,271	0	0	366	123	1	3	285	251	5	1,645	0	138	88	4,181
Region 15	0	202	0	0	72	122	3	6	198	161	4	805	10	0	52	1,635
Region 16	0	263	1	0	17	71	1	17	65	150	8	403	0	0	13	1,009
Other*									539							539
West, North Central, Border and Coastal Water-masters													35,898			35,898
TOTALS	912	20,680	41	967	1,998	2,543	293	2,610	7,159 ⁵	6,917	30	29,422	36,874	204	1,130	111,780

Total Investigations is a summary of ALL investigations conducted by TCEQ staff and includes on-site, record reviews and complaint investigations.

In FY 2010, there was an increase in PST investigations due to the Federal Energy Bill.

PWS investigations include Municipal Utility District Construction investigations.

* "Other" includes those investigations conducted by contracted investigators.

⁵ The number of PST investigations was revised from previous years' reports to include investigations conducted by contracted investigators.

Table T-4B: On-site Investigations Conducted FY 2010 (9/1/2009 – 8/31/2010)

Table T-4B: On-site Investigations Conducted FY 2010 (9/1/2009 - 8/31/2010)																
	AGRI	AIR	DC	EA	IHW	MSW	OC	OSSF	PST	PWS	RAD	WQ	WR	UIC	MM	TOTAL
Region 1	111	252	0	0	80	46	2	177	172	118	0	157	2	17	0	1,134
Region 2	24	93	0	0	105	75	0	51	136	118	0	127	0	0	19	748
Region 3	15	146	0	0	45	90	5	102	102	134	0	170	53	0	38	900
Region 4	242	1,783	14	0	143	145	82	151	1,304	388	0	625	86	0	27	4,990
Region 5	103	195	0	0	76	101	8	106	50	380	0	533	46	1	173	1,772
Region 6	5	884	0	3	63	93	1	2	396	201	0	188	3	0	156	1,995
Region 7	2	131	0	0	78	50	0	12	44	67	8	76	0	0	9	477
Region 8	15	77	0	0	33	57	2	40	81	61	0	112	6	0	26	510
Region 9	14	400	0	0	25	146	16	19	113	285	0	347	46	0	86	1,497
Region 10	0	1,205	0	0	94	197	5	508	287	185	0	326	14	1	47	2,869
Region 11	3	137	0	371	31	69	57	12	174	189	0	298	20	0	110	1,471
Region 12	6	1,995	0	0	308	232	45	143	1,950	1,270	1	1245	16	12	71	7,294
Region 13	6	309	0	319	73	156	26	9	203	214	4	224	17	0	69	1,629
Region 14	3	197	0	0	111	98	1	3	242	128	5	250	0	48	80	1,166
Region 15	0	203	0	0	60	103	1	6	145	96	4	246	9	0	46	919
Region 16	0	114	0	0	16	52	1	9	57	66	8	88	0	0	13	424
Other*									441							
West, North Central, Border and Coastal Water-masters													35,898			35,898
TOTALS	549	8,121	14	693	1,341	1,710	252	1,350	5,897 ⁶	3,900	30	5,012	36,216	79	970	65,693

Includes complaint investigations.

There was an increase in PST investigations due to the Federal Energy Bill.

PWS investigations include Municipal Utility District Construction investigations.

* "Other" includes those investigations conducted by contracted investigators.

⁶ The number of PST investigations was revised from previous years' reports to include investigations conducted by contracted investigators.

Table T-5A: Total Investigations Conducted FY 2009 (9/1/2008 – 8/31/2009)

Table T-5A: Total Investigations Conducted FY 2009 (9/1/2008 - 8/31/2009)																
	AGRI	AIR	DC	EA	IHW	MSW	OC	OSSF	PST	PWS	RAD	WQ	WR	UIC	MM	TOTAL
Region 1	145	614	0	0	142	57	0	351	178	113	0	286	0	62	1	1,949
Region 2	56	653	0	0	80	78	0	95	182	210	0	358	0	0	41	1,753
Region 3	15	405	0	0	45	77	1	177	125	216	0	684	12	0	10	1,767
Region 4	274	2,412	11	0	185	257	70	222	1,590	420	0	3,140	67	0	55	8,703
Region 5	154	1,101	2	0	39	92	13	516	88	443	0	2,344	67	0	130	4,989
Region 6	0	1,166	0	0	50	74	1	4	340	137	0	224	1	0	93	2,090
Region 7	1	2,042	0	0	98	35	0	18	24	72	1	238	0	0	4	2,533
Region 8	12	167	0	0	80	102	1	90	115	107	0	224	12	0	47	957
Region 9	7	948	0	0	66	200	8	27	207	496	0	1,223	27	0	42	3,251
Region 10	0	2,383	0	0	55	152	1	912	214	329	0	2,098	21	9	16	6,190
Region 11	3	611	0	510	57	76	33	18	214	338	0	897	6	0	130	2,893
Region 12	23	3,804	2	0	210	327	34	230	1,685	1,584	1	15,052	11	10	43	23,016
Region 13	6	753	0	478	89	205	29	6	187	399	2	898	9	0	58	3,119
Region 14	6	1,462	1	1	437	79	1	5	267	201	2	1,441	0	208	55	4,166
Region 15	1	1,348	0	0	94	145	5	15	201	138	3	640	13	0	65	2,668
Region 16	1	187	0	0	17	60	1	17	61	98	1	345	0	0	6	794
West, North Central, Border and Coastal Water- masters													35,920			35,920
TOTALS	704	20,056	16	989	1,744	2,016	198	2,703	5,678	5,301	10	30,092	36,166	289	796	106,758

Total Investigations is a summary of ALL investigations conducted by TCEQ staff and includes on-site, record reviews and complaint investigations.
PWS investigations include Municipal Utility District Construction investigations.

Table T-5B: On-site Investigations Conducted FY 2009 (9/1/2008 – 8/31/2009)

Table T-5B: On-site Investigations Conducted FY 2009 (9/1/2008 - 8/31/2009)																
	AGRI	AIR	DC	EA	IHW	MSW	OC	OSSF	PST	PWS	RAD	WQ	WR	UIC	MM	TOTAL
Region 1	117	293	0	0	72	49	0	182	177	105	0	119	0	21	0	1,135
Region 2	31	84	0	0	75	68	0	44	107	140	0	148	0	0	33	730
Region 3	7	119	0	0	40	72	1	99	99	123	0	191	4	0	7	762
Region 4	222	1,684	7	0	144	213	66	126	1,524	252	0	675	17	0	35	4,965
Region 5	111	200	0	0	30	76	12	149	78	309	0	537	22	0	124	1,648
Region 6	0	843	0	0	44	59	0	4	328	113	0	118	0	0	87	1,596
Region 7	0	153	0	0	74	30	0	10	21	68	1	84	0	0	0	441
Region 8	2	93	0	0	33	69	1	47	88	63	0	105	5	0	39	545
Region 9	3	352	0	0	29	78	7	14	121	277	0	295	9	0	31	1,216
Region 10	0	1,026	0	0	41	116	0	500	173	149	0	191	4	9	14	2,223
Region 11	3	246	0	404	49	60	32	9	183	199	0	247	3	0	108	1,543
Region 12	18	1,431	0	0	135	276	33	220	1,388	544	1	730	4	10	17	4,807
Region 13	5	317	0	331	74	168	29	6	180	249	2	254	9	0	55	1,679
Region 14	5	224	0	0	144	68	1	5	236	147	2	230	0	48	48	1,158
Region 15	1	279	0	0	87	126	4	14	168	104	3	229	5	0	59	1,079
Region 16	1	87	0	0	17	53	1	12	47	57	1	94	0	0	6	376
West, North Central, Border and Coastal Water- masters													35,920			35,920
TOTALS	526	7,431	7	735	1,088	1,581	187	1,441	4,918	2,899	10	4,247	36,002	88	663	61,823

Includes complaint investigations.

PWS investigations include Municipal Utility District Construction investigations.

Table T-6A: Total Investigations Conducted FY 2008 (9/1/2007 – 8/31/2008)

Table T-6A: Total Investigations Conducted FY 2008 (9/1/2007 - 8/31/2008)																
	AGRI	AIR	DC	EA	IHW	MSW	OC	OSSF	PST	PWS	RAD	WQ	WR	UIC	MM	TOTAL
Region 1	168	650	1	0	67	24	0	437	164	131	0	371	0	61	3	2,077
Region 2	61	730	0	0	85	40	0	86	103	279	0	244	0	6	19	1,653
Region 3	17	535	1	0	42	45	0	158	204	194	0	899	14	1	11	2,121
Region 4	303	1,869	10	0	218	89	39	166	1,685	523	0	4,351	54	0	31	9,338
Region 5	217	1,133	1	0	44	53	6	457	102	515	1	2,547	0	0	101	5,177
Region 6	2	542	0	0	39	28	0	1	278	83	0	245	0	0	37	1,255
Region 7	4	2,105	0	0	68	34	1	34	42	174	0	250	0	3	1	2,716
Region 8	22	114	0	0	52	61	0	75	82	98	0	241	2	0	36	783
Region 9	11	752	9	0	32	114	3	74	122	288	0	1,839	23	0	29	3,296
Region 10	2	2,587	1	0	76	94	5	732	294	304	0	2,234	50	0	52	6,431
Region 11	2	209	0	661	28	30	17	22	182	283	0	1,364	4	0	244	3,046
Region 12	3	3,840	16	0	344	144	22	220	2,283	2,214	1	11,700	13	14	87	20,901
Region 13	14	546	0	550	78	141	13	11	253	368	4	1,228	0	0	36	3,242
Region 14	7	1,111	2	0	158	50	9	8	190	155	3	1,835	0	212	73	3,813
Region 15	2	806	2	0	95	114	3	7	191	103	1	1,034	0	3	94	2,455
Region 16	5	214	0	0	18	62	1	10	74	98	2	399	1	7	26	917
West, North Central, Border and Coastal Water- masters													36,446			36,446
TOTALS	840 ⁷	17,743	43	1,211	1,444	1,123	119	2,498	6,249	5,810	12	30,781	36,607	307	880	105,667

7 The number of agricultural investigations was revised from previous years' reports in which there was a typographical error.

Table T-6B: On-site Investigations Conducted FY 2008 (9/1/2007 – 8/31/2008)

Table T-6B: On-site Investigations Conducted FY 2008 (9/1/2007 - 8/31/2008)																
	AGRI	AIR	EA	DC	IHW	MSW	OC	OSSF	PST	PWS	RAD	WQ	WR	UIC	MM	TOTAL
Region 1	139	236	0	0	64	46	0	217	159	87	0	80	2	0	2	1,032
Region 2	50	87	0	0	83	47	0	41	88	113	0	117	1	2	18	647
Region 3	12	117	0	0	38	71	1	82	162	67	0	179	7	0	7	743
Region 4	251	997	0	0	185	171	0	92	1,580	279	0	758	22	0	14	4,349
Region 5	182	96	0	0	49	51	0	235	51	262	0	495	11	0	95	1,527
Region 6	2	396	0	0	46	42	0	1	257	32	0	70	0	0	35	881
Region 7	4	85	0	0	80	56	0	14	21	65	1	132	0	0	0	458
Region 8	14	41	0	0	48	60	0	45	67	44	0	101	3	0	31	454
Region 9	11	176	0	0	36	148	0	40	67	154	0	324	6	0	22	984
Region 10	1	1,273	0	0	84	126	0	452	175	139	0	254	1	0	42	2,547
Region 11	2	114	504	0	44	84	0	247	141	149	0	296	2	0	210	1,793
Region 12	3	1,275	0	0	352	214	0	220	1,919	1,033	2	982	6	0	76	6,082
Region 13	10	231	213	0	89	196	0	87	222	214	4	240	0	0	34	1,540
Region 14	6	447	0	1	167	63	0	8	169	96	3	263	0	2	68	1,293
Region 15	2	594	0	0	81	138	0	2	132	58	1	195	2	3	83	1,291
Region 16	4	69	0	0	20	70	0	9	67	35	2	65	1	7	18	367
West, North Central, Border and Coastal Water-masters													36,446			36,446
TOTALS	693	6,234	717	1	1,466	1,583	1	1,792	5,277	2,827	13	4,551	36,510	14	755	62,434

Table T-7: Complaint Investigations, FY 2013 (9/1/2012 – 8/31/2013)

Table T-7: Complaint Investigations, FY 2013 (9/1/2012 – 8/31/2013)														
	AGRI	APO⁸	AIR	DC	EA	ER	IHW	MSW	OSSF	PST	PWS	WQ	WR	TOTAL
Region 1	8	0	35	0	0	0	10	13	16	2	14	8	1	107
Region 2	5	0	31	0	0	1	9	13	1	1	27	14	1	103
Region 3	2	0	25	0	0	0	3	25	4	2	29	32	7	129
Region 4	9	1	377	0	0	0	16	43	23	58	30	84	7	648
Region 5	9	0	70	0	0	0	10	25	19	0	51	70	13	267
Region 6	0	0	22	0	0	0	2	36	6	1	5	18	0	90
Region 7	2	1	74	0	0	5	18	22	0	4	9	18	0	153
Region 8	1	0	31	0	0	0	1	27	15	1	2	26	17	121
Region 9	18	0	128	0	0	1	8	37	0	2	70	47	10	321
Region 10	0	1	93	0	0	0	16	29	97	6	40	56	2	340
Region 11	0	3	68	0	11	1	2	34	0	2	14	48	0	183
Region 12	7	2	243	0	0	2	24	60	0	34	111	78	6	567
Region 13	3	0	66	0	13	3	16	40	2	14	23	44	11	235
Region 14	0	1	55	0	0	5	12	38	1	3	11	18	0	144
Region 15	0	0	28	0	0	0	4	34	0	1	9	30	0	106
Region 16	0	1	28	0	0	0	2	13	5	0	14	28	0	91
No Program Assigned⁹														6
TOTALS	64	10	1,374	0	24	18	153	489	189	131	459	619	75	3,611¹⁰

8 APO is a new category in the FY 2013 report. See Chapter 6 of this report for more information on the APO Program.

9 "No Program Assigned" includes complaint investigations that cannot be categorized in the listed program areas, or complaints occurring at the end of FY 2013 that have not yet been assigned to a program area.

10 The number of complaints investigated and approved in FY 2013 is 3,480. However, since some complaints are investigated by multiple programs, the total number of complaint investigations is greater.

Table T-8: Complaint Investigations, FY 2012 (9/1/2011 – 8/31/2012)

Table T-8: Complaint Investigations, FY 2012 (9/1/2011 - 8/31/2012)													
	AGRI	AIR	DC	EA	ER	IHW	MSW	OSSF	PST	PWS	WQ	WR	TOTAL
Region 1	15	37	0	0	0	7	14	10	1	2	6	1	93
Region 2	2	16	0	0	0	10	16	6	6	31	9	0	96
Region 3	4	37	0	0	0	0	23	6	3	20	35	9	137
Region 4	23	613	0	0	2	17	53	16	66	27	110	10	937
Region 5	4	86	0	0	1	11	26	13	0	52	101	9	303
Region 6	0	54	0	0	0	3	31	8	3	3	14	0	116
Region 7	0	76	0	0	0	18	11	1	1	10	10	0	127
Region 8	3	28	0	0	0	4	17	3	1	7	45	8	116
Region 9	24	94	0	0	2	15	46	0	3	65	71	3	323
Region 10	0	154	0	0	2	16	72	77	13	89	41	3	467
Region 11	0	56	0	10	1	10	38	2	6	17	57	2	199
Region 12	4	206	0	0	5	16	42	5	30	109	79	9	505
Region 13	5	72	0	6	1	8	28	2	6	20	55	9	212
Region 14	0	78	0	0	0	6	38	0	7	27	27	0	183
Region 15	0	22	0	0	0	4	21	0	6	21	21	6	101
Region 16	0	22	0	0	0	5	23	5	2	11	13	1	82
No Program Assigned¹¹													7
TOTALS	84	1,651	0	16	14	150	499	154	154	511	694	70	4,004¹²

11 "No Program Assigned" includes complaint investigations that cannot be categorized in the listed program areas, or complaints occurring at the end of FY 2012 that have not yet been assigned to a program area.

12 The number of complaints investigated and approved in FY 2012 is 3,943. However, since some complaints are investigated by multiple programs, the total number of complaint investigations is greater.

Table T-9: Complaint Investigations, FY 2011 (9/1/2010 – 8/31/2011)

Table T-9: Complaint Investigations, FY 2011 (9/1/2010 - 8/31/2011)													
	AGRI	AIR	DC	EA	ER	IHW	MSW	OSSF	PST	PWS	WQ	WR	TOTAL
Region 1	21	46	0	0	0	6	18	4	2	2	5	1	105
Region 2	5	25	0	0	0	5	17	1	0	17	10	2	82
Region 3	3	53	0	0	0	4	19	2	10	24	30	21	166
Region 4	14	739	1	0	0	31	46	26	64	85	99	4	1,109
Region 5	10	89	0	0	3	14	22	8	3	61	61	11	282
Region 6	1	59	0	0	0	8	25	3	0	6	19	0	121
Region 7	0	140	0	0	4	18	24	2	2	7	18	0	215
Region 8	2	13	0	0	1	4	22	2	2	10	8	3	67
Region 9	77	111	0	0	3	5	48	1	5	84	57	7	398
Region 10	0	182	0	0	2	13	46	89	17	82	38	6	475
Region 11	3	43	0	9	0	6	31	2	0	27	46	0	167
Region 12	6	302	0	0	1	17	71	10	40	155	92	2	696
Region 13	1	100	0	11	1	14	46	1	5	22	58	2	261
Region 14	1	78	0	0	2	9	37	0	7	29	26	0	189
Region 15	0	42	1	0	0	3	56	1	0	27	40	8	178
Region 16	0	28	0	0	0	6	22	3	1	14	8	0	82
No Program Assigned ¹³													69
TOTALS	144	2,050	2	20	17	163	550	155	158	652	615	67	4,662 ¹⁴

13 "No Program Assigned" includes complaint investigations that cannot be categorized in the listed program areas or complaints occurring at the end of FY 2011 that have not yet been assigned to a program area.

14 The total number of complaints investigated and approved in FY 2011 is 4,548. However, since some complaints are investigated by multiple programs, the total number of complaint investigations is greater.

Table T-10: Complaint Investigations, FY 2010 (9/1/2009 – 8/31/2010)

Table T-10: Complaint Investigations, FY 2010 (9/1/2009 - 8/31/2010)													
	AGRI	AIR	DC¹⁵	EA	ER	IHW	MSW	OSSF	PST	PWS	WQ	WR	TOTAL
Region 1	6	49	0	0	0	8	21	18	0	19	6	0	127
Region 2	7	29	0	0	0	6	13	5	1	12	9	1	83
Region 3	5	40	0	0	0	12	30	28	13	53	35	7	223
Region 4	21	560	6	0	2	30	59	41	44	27	148	12	950
Region 5	7	92	0	0	0	7	9	28	0	75	82	9	309
Region 6	0	56	0	0	1	5	31	1	3	7	17	0	121
Region 7	0	53	0	0	1	16	20	1	3	13	16	0	123
Region 8	5	31	0	0	1	2	21	3	4	8	19	2	96
Region 9	5	336	0	0	0	11	80	2	11	118	132	14	709
Region 10	0	133	0	0	2	13	75	76	19	84	59	3	464
Region 11	1	42	0	19	2	6	41	2	7	25	72	4	221
Region 12	7	324	0	0	4	23	122	8	42	72	94	1	697
Region 13	2	70	0	15	1	17	42	9	25	25	52	0	258
Region 14	0	62	0	0	1	9	29	0	7	32	40	0	180
Region 15	0	50	0	0	1	5	26	0	7	18	67	1	175
Region 16	0	25	0	0	0	4	18	3	1	10	15	1	77
No Program Assigned¹⁶													97
TOTALS	66	1,952	6	34	16	174	637	225	187	598	863	55	4,910¹⁷

15 Dry Cleaning is a new category in the FY 2010 report. In prior reports this category was reported under the IHW category.

16 "No Program Assigned" included complaint investigations that cannot be categorized in the listed program areas, or complaints occurring at the end of FY 2010 that have not yet been assigned to a program area.

17 The number of complaints investigated and approved in FY 2010 is 4,746. However, since some complaints investigated by multiple programs, the total number of complaint investigations is greater.

Table T-11: Complaint Investigations, FY 2009 (9/1/2008 – 8/31/2009)

Table T-11: Complaint Investigations, FY 2009 (9/1/2008 - 8/31/2009)												
	AGRI	AIR	EA	ER	IHW	MSW	OSSF	PST	PWS	WQ	WR	TOTAL
Region 1	4	70	0	0	14	21	10	1	3	4	0	127
Region 2	11	29	0	1	6	15	10	1	17	18	0	108
Region 3	5	42	0	0	12	22	7	1	37	42	4	172
Region 4	28	542	0	1	41	55	30	60	24	140	12	933
Region 5	14	94	0	0	4	12	8	0	60	90	10	292
Region 6	0	48	0	0	7	35	1	5	6	31	0	133
Region 7	0	74	0	0	18	17	2	4	7	17	0	139
Region 8	2	43	0	1	7	30	6	2	7	19	4	121
Region 9	6	289	0	2	9	44	1	20	131	96	10	608
Region 10	0	156	0	2	7	34	107	9	97	50	3	465
Region 11	1	53	14	0	19	35	3	5	35	58	2	225
Region 12	5	276	0	0	24	142	10	35	76	101	1	670
Region 13	3	131	23	1	24	44	0	8	11	41	8	294
Region 14	4	47	0	0	13	9	3	0	23	21	0	120
Region 15	0	56	0	1	10	36	7	6	30	50	1	197
Region 16	0	19	0	0	5	20	0	1	12	15	0	72
No Program Assigned ¹⁸												199
TOTALS	83	1,969	37	9	220	571	205	158	576	793	55	4,875 ¹⁹

18 "No Program Assigned" included complaint investigations that cannot be categorized in the listed program areas, or complaints occurring at the end of FY 2009 that have not yet been assigned to a program area

19 The number of complaints investigated and approved in FY 2009 is 4,733. However, since some complaints investigated by multiple programs, the total number of complaint investigations is greater.

Table T-12: Complaint Investigations, FY 2008 (9/1/2007 – 8/31/2008)

Table T-12: Complaint Investigations, FY 2008 (9/1/2007 - 8/31/2008)												
	AGRI	AIR	EA	ER	IHW	MSW	OSSF	PST	PWS	WQ	WR	TOTAL
Region 1	7	72	0	0	5	24	5	2	3	11	2	131
Region 2	10	33	0	0	5	11	2	1	9	11	1	83
Region 3	3	44	0	0	6	25	16	2	28	42	4	170
Region 4	26	584	0	1	35	80	9	49	16	142	17	959
Region 5	10	2	0	2	12	12	12	1	50	111	11	223
Region 6	0	68	0	0	5	17	0	1	4	18	0	113
Region 7	0	64	0	1	21	29	1	4	11	25	0	156
Region 8	3	42	0	0	12	23	5	4	10	28	3	130
Region 9	4	272	0	0	15	97	6	18	100	130	5	647
Region 10	1	192	0	4	13	38	91	15	28	37	1	420
Region 11	2	74	16	2	17	42	2	8	33	80	2	278
Region 12	0	264	0	0	17	286	12	65	41	95	2	782
Region 13	2	104	22	2	30	55	0	20	8	20	0	263
Region 14	1	70	0	6	14	19	0	4	30	33	0	177
Region 15	0	61	0	0	7	49	4	6	23	51	0	201
Region 16	0	28	0	0	5	16	0	3	18	15	1	86
No Program Assigned²⁰												184
TOTALS	69	1,974	38	18	219	823	165	203	412	849	49	5,003²¹

20 "No Program Assigned" includes complaint investigations that cannot be categorized in the listed program areas, or complaints occurring at the end of FY 2008 that have not yet been assigned to a program area.

21 The number of complaints investigated in FY 2008 is 4,974. However, since some complaints are investigated by multiple programs, the total number of complaint investigations is greater.

Table T-13: Notices of Violation Issued (Mailed) FY 2013 (9/1/2012 – 8/31/2013) from Regional Offices

Table T-13: Notices of Violation Issued (Mailed) FY 2013 (9/1/2012 - 8/31/2013) from Regional Offices														
	AGRI	APO²²	AIR	DC	EA	IHW	MSW	OSSF	PST	PWS	WQ	WR	MM	TOTAL
Region 01	7	12	44	0	0	7	10	14	0	21	36	0	1	152
Region 02	9	1	15	0	0	7	12	0	3	48	31	0	13	139
Region 03	4	9	42	0	0	3	10	0	2	61	45	11	0	187
Region 04	18	16	153	2	0	19	29	22	182	98	134	10	31	714
Region 05	15	2	53	0	0	0	9	8	1	187	66	0	16	357
Region 06	4	1	21	0	0	3	18	0	33	7	15	0	17	119
Region 07	1	0	55	0	0	6	3	0	2	0	10	0	2	79
Region 08	0	0	17	0	0	0	9	9	1	16	21	3	14	90
Region 09	2	0	57	0	0	3	20	0	1	96	81	3	8	271
Region 10	0	11	121	0	0	18	46	102	30	121	158	0	17	624
Region 11	0	4	25	0	39	6	14	0	10	79	101	0	14	292
Region 12	1	4	431	0	0	82	21	1	351	234	422	2	71	1,620
Region 13	1	3	53	0	30	9	16	0	4	87	62	3	22	290
Region 14	4	3	53	0	0	8	24	0	2	85	75	0	27	281
Region 15	0	0	13	0	0	7	26	0	5	32	39	4	11	137
Region 16	0	0	18	0	0	2	7	4	0	24	20	0	10	85
TOTALS	66	66	1,171	2	69	180	274	160	627	1,196	1,316	36	274	5,437

22 APO is a new category in the FY 2013 report. See Chapter 6 of this report for more information on the APO Program.

Table T-14: Notices of Violation Issued (Mailed) FY 2012 (9/1/2011 – 8/31/2012) from Regional Offices

Table T-14: Notices of Violation Issued (Mailed) FY 2012 (9/1/2011 - 8/31/2012) from Regional Offices													
	AGRI	AIR	DC	EA	IHW	MSW	OSSF	PST	PWS	WQ	WR	MM	TOTAL
Region 01	14	53	0	0	3	5	9	0	13	36	0	4	137
Region 02	0	10	0	0	8	12	1	4	65	32	0	8	140
Region 03	11	63	0	0	0	4	0	2	65	65	2	5	217
Region 04	44	172	0	0	12	28	17	199	120	219	1	27	839
Region 05	16	58	0	0	4	13	18	0	206	69	1	16	401
Region 06	0	42	0	0	3	31	3	23	26	41	0	18	187
Region 07	1	68	0	0	12	7	0	2	4	13	0	1	108
Region 08	0	13	0	0	1	7	2	4	17	22	0	4	70
Region 09	2	40	0	0	2	21	0	3	114	50	2	17	251
Region 10	0	121	1	0	5	35	75	4	111	139	1	11	543
Region 11	1	21	0	25	8	17	0	10	67	101	0	10	260
Region 12	0	440	0	0	60	33	7	303	305	438	0	33	1,619
Region 13	0	46	0	19	7	19	2	4	64	51	3	9	224
Region 14	0	54	0	0	9	26	0	10	61	76	0	39	275
Region 15	0	4	0	0	8	21	0	4	28	41	1	14	121
Region 16	0	23	0	0	1	15	8	16	20	21	0	5	109
TOTALS	89	1,228	1	44	143	294	142	628	1,286	1,414	11	221	5,501

Table T-15: Notices of Violation Issued (Mailed) FY 2011 (9/1/2010 – 8/31/2011) from Regional Offices

Table T-15: Notices of Violation Issued (Mailed) FY 2011 (9/1/2010 - 8/31/2011) from Regional Offices													
	AGRI	AIR	DC	EA	IHW	MSW	OSSF	PST	PWS	WQ	WR	MM	TOTAL
Region 01	8	38	0	0	2	9	3	1	9	44	0	2	116
Region 02	4	8	0	0	13	11	0	4	44	31	0	10	125
Region 03	11	38	0	0	0	6	0	11	51	85	2	3	207
Region 04	41	193	0	0	17	30	19	194	136	184	0	10	824
Region 05	21	83	0	0	9	13	34	0	196	75	5	14	450
Region 06	1	22	0	0	4	15	2	75	16	22	1	13	171
Region 07	0	77	0	0	11	7	1	4	8	10	0	2	120
Region 08	2	10	0	0	7	12	1	14	24	20	2	8	100
Region 09	3	58	0	0	4	20	0	4	108	81	0	9	287
Region 10	0	116	1	0	14	33	79	57	154	132	2	13	601
Region 11	2	22	0	34	5	16	0	11	78	88	0	12	268
Region 12	0	450	0	0	93	20	11	385	348	471	2	48	1,828
Region 13	1	44	0	17	7	35	0	10	68	53	0	7	242
Region 14	1	61	0	0	13	20	0	15	81	88	1	30	310
Region 15	0	21	0	0	10	23	0	12	39	36	9	24	174
Region 16	0	25	0	0	1	9	9	6	24	21	1	3	99
TOTALS	95	1,266	1	51	210	279	159	803	1,384	1,441	25	208	5,922

Table T-16: Notices of Violation Issued (Mailed) FY 2010 (9/1/2009 – 8/31/2010) from Regional Offices

Table T-16: Notices of Violation Issued (Mailed) FY 2010 (9/1/2009 - 8/31/2010) from Regional Offices													
	AGRI	AIR	DC	EA	IHW	MSW	OSSF	PST	PWS	WQ	WR	MM	TOTAL
Region 01	17	43	0	0	13	13	13	26	6	59	0	4	194
Region 02	6	16	0	0	6	21	1	50	49	44	0	6	199
Region 03	11	28	0	0	0	2	2	16	77	92	5	15	248
Region 04	53	165	1	0	27	26	28	230	122	191	1	15	859
Region 05	38	69	0	0	6	7	25	9	177	110	8	16	465
Region 06	0	30	0	0	4	13	0	44	20	27	0	36	174
Region 07	0	92	0	0	13	9	0	3	7	18	0	1	143
Region 08	2	17	0	0	13	16	3	35	26	43	5	7	167
Region 09	7	65	0	0	3	41	0	46	105	89	0	10	366
Region 10	0	138	0	0	7	42	84	88	102	167	0	11	639
Region 11	0	17	0	48	5	9	1	50	65	187	0	17	399
Region 12	2	498	0	0	80	30	25	462	338	434	3	53	1,925
Region 13	0	48	0	23	15	20	0	55	67	112	1	13	354
Region 14	1	43	0	0	13	17	0	30	64	78	2	32	280
Region 15	0	23	0	0	7	19	0	88	42	47	3	9	238
Region 16	0	35	0	0	1	6	0	14	31	29	2	1	119
TOTALS	137	1,327	1	71	213	291	182	1,246	1,298	1,727	30	246	6,769

Table T-17: Notices of Violation Issued (Mailed) FY 2009 (9/1/2008 – 8/31/2009) from Regional Offices

Table T-17: Notices of Violation Issued (Mailed) FY 2009 (9/1/2008 - 8/31/2009) from Regional Offices														
	AGRI	AIR	EA	IHW	MSW	OSSF	PST	PWS	RAD	WQ	WR	UIC	MM	TOTAL
Region 1	27	41	0	15	8	8	60	19	0	48	0	2	0	228
Region 2	19	35	0	16	19	4	55	73	0	71	0	0	6	298
Region 3	6	33	0	6	9	1	48	115	0	158	1	0	2	379
Region 4	85	219	0	44	59	31	373	186	0	263	2	0	8	1,271
Region 5	34	84	0	9	7	71	3	280	0	150	4	0	18	660
Region 6	0	56	0	33	28	0	77	45	0	55	0	0	19	313
Region 7	0	91	0	25	9	0	1	6	0	40	0	0	0	172
Region 8	6	31	0	27	35	7	39	51	0	66	1	0	9	272
Region 9	2	70	0	38	87	0	125	311	0	181	0	0	8	822
Region 10	2	182	0	9	28	96	47	192	0	187	0	2	3	746
Region 11	0	62	23	16	18	5	44	128	0	136	0	0	21	453
Region 12	0	398	0	62	46	8	307	438	0	370	0	2	6	1,637
Region 13	1	81	48	12	21	0	38	203	0	119	2	0	9	534
Region 14	2	87	0	52	25	0	63	124	0	145	0	3	17	518
Region 15	1	43	0	45	50	1	81	59	0	99	8	0	15	402
Region 16	0	15	0	1	15	0	20	52	0	45	0	0	1	149
TOTALS	183	1,528	71	411	464	232	1,381	2,282	0	2,133	18	9	142	8,854

Table T-18: Notices of Violation Issued (Mailed) FY 2008 (9/1/2007 – 8/31/2008) from Regional Offices

Table T-18: Notices of Violation Issued (Mailed) FY 2008 (9/1/2007 - 8/31/2008) from Regional Offices														
	AGRI	AIR	EA	IHW	MSW	OSSF	PST	PWS	RAD	WQ	WR	UIC	MM	TOTAL
Region 1	34	57	0	11	13	3	17	4	0	45	0	1	0	185
Region 2	28	39	0	12	18	1	69	64	0	55	0	0	12	298
Region 3	12	38	0	6	12	1	19	68	0	104	1	0	7	268
Region 4	93	205	0	21	30	9	397	195	0	285	1	0	4	1,240
Region 5	41	53	0	10	10	13	8	246	0	132	2	0	26	541
Region 6	1	60	0	27	16	0	63	20	0	28	0	0	23	238
Region 7	0	70	0	28	8	0	4	17	0	64	0	0	0	191
Region 8	4	22	0	25	23	2	25	44	0	62	1	0	14	222
Region 9	3	79	0	20	108	10	48	290	0	151	0	0	11	720
Region 10	0	162	0	19	42	124	64	225	0	341	0	0	17	994
Region 11	0	39	0	14	16	1	42	104	0	121	0	0	85	422
Region 12	0	370	0	224	102	6	725	616	0	492	1	1	68	2,605
Region 13	4	78	0	30	17	0	9	142	0	107	0	0	16	403
Region 14	3	68	0	33	22	0	26	113	0	158	0	1	23	447
Region 15	2	44	0	26	40	0	67	39	0	62	0	0	54	334
Region 16	2	24	0	2	25	0	16	69	0	31	0	0	12	181
TOTALS	227	1,408	0	508	502	170	1,599	2,256	0	2,238	6	3	372	9,289

Table T-19: Notices of Violation Issued (Mailed) FY 2013 (9/1/2012 – 8/31/2013) from Central Office

Table T-19: Notices of Violation Issued (Mailed) FY 2013 (9/1/2012 - 8/31/2013) from Central Office												
	AGRI	AIR	DC	IHW	MSW	OC	PST	PWS	RAD	WQ	MM	TOTAL
Region 1	0	0	0	0	0	1	0	273	0	0	0	274
Region 2	0	0	0	0	0	0	0	824	0	0	0	824
Region 3	0	0	0	0	0	0	0	273	0	3	0	276
Region 4	0	2	0	0	0	14	0	646	0	13	0	675
Region 5	0	0	0	0	0	16	0	258	0	6	1	281
Region 6	0	0	0	0	0	0	0	141	0	1	0	142
Region 7	0	0	0	0	0	0	0	480	0	0	0	480
Region 8	0	0	0	0	0	0	0	205	0	1	0	206
Region 9	0	0	0	0	0	1	0	373	0	8	0	382
Region 10	0	1	0	0	0	0	0	511	0	4	0	516
Region 11	0	1	0	0	0	4	0	469	0	3	0	477
Region 12	0	2	0	0	0	5	0	1,585	0	20	1	1,613
Region 13	0	3	0	0	0	5	0	540	0	12	0	560
Region 14	0	1	0	0	0	0	0	365	0	6	0	372
Region 15	0	0	0	0	0	0	0	116	0	4	0	120
Region 16	0	0	0	0	0	0	0	229	1	3	0	233
TOTALS	0	10	0	0	0	46	0	7,288	1	84	2	7,431

Most of the Central Office Notices of Violation resulted from review of self-reported data from PWS systems (7,280)

Table T-20: Notices of Violation Issued (Mailed) FY 2012 (9/1/2011 – 8/31/2012) from Central Office

Table T-20: Notices of Violation Issued (Mailed) FY 2012 (9/1/2011 - 8/31/2012) from Central Office											
	AGRI	AIR	DC	IHW	MSW	OC	PST	PWS	WQ	MM	TOTAL
Region 1	0	0	0	0	2	0	0	247	2	0	251
Region 2	0	1	0	0	0	0	0	812	0	0	813
Region 3	0	6	0	0	0	1	0	335	2	1	345
Region 4	0	36	0	0	2	29	7	835	12	1	922
Region 5	0	0	0	0	0	0	2	279	2	0	283
Region 6	0	0	0	0	0	0	1	169	3	0	173
Region 7	0	2	0	0	0	0	0	535	0	0	537
Region 8	0	0	0	0	0	0	0	229	0	0	229
Region 9	0	1	0	0	2	2	0	405	11	1	422
Region 10	0	0	0	0	1	0	3	642	2	1	649
Region 11	0	0	0	0	0	6	0	612	3	0	621
Region 12	0	11	0	0	0	11	8	2,073	18	1	2,122
Region 13	0	4	0	0	0	0	1	649	1	0	655
Region 14	0	1	0	0	0	0	0	539	1	1	542
Region 15	0	0	0	0	3	1	1	125	4	0	134
Region 16	0	2	0	0	2	0	0	268	1	0	273
TOTALS	0	64	0	0	12	50	23	8,756	62	6	8,973

Most of the Central Office Notices of Violation resulted from review of self-reported data from PWS systems (8,743)

Table T-21: Notices of Violation Issued (Mailed) FY 2011 (9/1/2010 – 8/31/2011) from Central Office

Table T-21: Notices of Violation Issued (Mailed) FY 2011 (9/1/2010 - 8/31/2011) from Central Office											
	AGRI	AIR	DC	IHW	MSW	OC	PST	PWS	WQ	MM	TOTAL
Region 1	0	2	0	0	0	0	0	107	2	2	113
Region 2	0	0	0	0	0	0	0	888	0	0	888
Region 3	0	0	0	0	0	4	1	180	1	0	186
Region 4	0	4	2	0	1	50	13	747	5	1	823
Region 5	0	1	0	0	0	8	0	403	1	1	414
Region 6	0	1	0	0	0	1	1	239	0	0	242
Region 7	0	1	0	0	0	1	1	343	0	0	346
Region 8	0	0	0	0	0	0	1	57	2	1	61
Region 9	0	0	0	0	3	15	1	394	3	1	417
Region 10	0	3	0	0	0	0	2	696	0	3	704
Region 11	0	0	0	0	0	14	3	576	1	0	594
Region 12	0	7	0	0	0	22	16	1,796	9	1	1,851
Region 13	0	1	0	1	2	3	0	723	0	1	731
Region 14	0	1	0	0	0	3	4	234	1	1	244
Region 15	0	1	0	0	3	0	1	93	0	1	99
Region 16	0	1	0	0	1	0	0	192	0	2	196
TOTALS	0	23	2	1	10	117	44	7,668	25	15	7,905

Most of the Central Office Notices of Violation resulted from review of self-reported data from PWS systems (7,514)

Table T-22: Notices of Violation Issued (Mailed) FY 2010 (9/1/2009 – 8/31/2010) from Central Office

Table T-22: Notices of Violation Issued (Mailed) FY 2010 (9/1/2009 - 8/31/2010) from Central Office											
	AGRI	AIR	DC	IHW	MSW	OC	PST	PWS	WQ	MM	TOTAL
Region 1	0	2	0	0	0	1	0	105	11	1	120
Region 2	0	0	0	0	1	0	1	430	1	0	433
Region 3	0	1	0	0	1	2	1	190	11	0	206
Region 4	0	7	0	2	6	25	16	699	31	1	787
Region 5	0	2	0	0	1	3	2	277	26	1	312
Region 6	0	1	0	0	2	0	2	198	5	0	208
Region 7	0	0	0	0	1	0	2	354	5	0	362
Region 8	0	0	0	0	1	0	1	181	3	2	188
Region 9	0	1	0	0	1	7	1	418	27	2	457
Region 10	0	3	0	0	1	1	7	377	16	2	407
Region 11	0	1	0	0	1	20	3	355	14	1	395
Region 12	0	14	1	0	1	13	17	1,452	125	4	1,627
Region 13	0	1	0	0	5	6	2	413	7	3	437
Region 14	0	0	0	0	2	1	4	322	24	2	355
Region 15	0	1	0	0	2	0	1	76	11	1	92
Region 16	0	2	0	0	4	0	0	129	4	0	139
TOTALS	0	36	1	2	30	79	60	5,976	321	20	6,525

Most of the Central Office Notices of Violation resulted from review of self-reported data from PWS systems (5,936)

Table T-23: Notices of Violation Issued (Mailed) FY 2009 (9/1/2008 – 8/31/2009) from Central Office

Table T-23: Notices of Violation Issued (Mailed) FY 2009 (9/1/2008 - 8/31/2009) from Central Office											
	AGRI	AIR	DC	IHW	MSW	OC	PST	PWS	WQ	MM	TOTAL
Region 1	0	0	0	0	0	0	0	62	3	0	65
Region 2	0	9	0	0	0	0	0	100	1	0	110
Region 3	0	1	0	0	0	0	0	49	2	0	52
Region 4	0	3	0	0	0	24	0	266	35	0	328
Region 5	0	3	0	0	0	6	0	104	11	0	124
Region 6	0	0	0	0	0	0	0	74	1	0	75
Region 7	0	0	0	0	0	0	0	49	0	0	49
Region 8	0	0	0	0	0	0	0	20	3	0	23
Region 9	0	0	0	0	0	0	0	99	26	0	125
Region 10	0	2	0	0	0	0	0	103	20	0	126
Region 11	0	0	0	0	0	11	0	155	5	0	171
Region 12	0	1	0	0	0	8	0	796	65	0	870
Region 13	0	0	0	0	0	18	0	221	4	0	243
Region 14	0	0	0	0	0	0	0	111	7	0	118
Region 15	0	0	0	0	0	0	0	23	5	0	28
Region 16	0	0	0	0	0	0	0	44	2	0	46
TOTALS	0	19	0	0	0	67	0	2,276	190	1	2,553

Most of the Central Office Notices of Violation resulted from review of self-reported data from PWS systems (2,276)

Table T-24: Notices of Violation Issued (Mailed) FY 2008 (9/1/2007 – 8/31/2008) from Central Office

Table T-24: Notices of Violation Issued (Mailed) FY 2008 (9/1/2007 - 8/31/2008) from Central Office											
	AGRI	AIR	DC	IHW	MSW	OC	PST	PWS	WQ	MM	TOTAL
Region 1	0	0	0	0	0	0	0	89	0	0	89
Region 2	0	0	0	0	0	0	0	120	0	0	120
Region 3	0	0	0	0	0	0	1	150	3	0	154
Region 4	0	4	0	2	2	23	4	572	8	3	618
Region 5	0	5	0	1	0	1	2	291	1	0	301
Region 6	0	0	0	0	2	0	1	136	1	0	140
Region 7	0	1	0	0	2	1	1	156	0	0	161
Region 8	0	1	0	0	0	0	0	62	0	0	63
Region 9	0	0	1	0	0	1	0	245	1	1	249
Region 10	0	0	0	0	3	5	3	290	1	1	303
Region 11	0	0	0	0	0	7	0	294	0	0	301
Region 12	0	8	1	1	1	6	2	1,760	4	0	1,783
Region 13	0	0	0	0	2	7	2	485	4	0	500
Region 14	0	1	0	0	0	2	0	123	1	1	128
Region 15	0	0	0	0	4	2	1	78	2	0	87
Region 16	0	0	0	1	2	0	0	75	1	0	79
TOTALS	0	20	2	5	18	55	17	4,926	27	6	5,076

Most of the Central Office Notices of Violation resulted from review of self-reported data from PWS systems (4,919)

Table T-25: Summary of Administrative Orders Issued FY 2013

PROGRAMS	TABLE T-25: SUMMARY OF ADMINISTRATIVE ORDERS ISSUED FY 2013				
	NUMBER OF ORDERS ISSUED	ASSESSED	DEFERRED	PAYABLE PENALTY	SEP CONDITIONAL OFFSET
AGRICULTURE	10	\$88,545	\$13,557	\$74,988	\$0
AIR	226	\$3,950,729	\$461,515	\$2,508,942	\$980,272
DRY CLEANERS	2	\$6,000	\$200	\$5,800	\$0
INDUSTRIAL AND HAZARDOUS WASTE ²³	23	\$943,277	\$126,843	\$485,443	\$330,991
MUNICIPAL SOLID WASTE	58	\$552,389	\$63,270	\$481,987	\$7,132
OCCUPATIONAL CERTIFICATION	41	\$30,187	\$1,856	\$28,331	\$0
PETROLEUM STORAGE TANKS	1,079	\$6,004,481	\$937,290	\$4,979,833	\$87,358
PUBLIC WATER SUPPLY ²⁴	250	\$498,503	\$29,714	\$455,951	\$12,838
WATER RIGHTS	25	\$85,019	\$16,262	\$24,393	\$44,364
WATER QUALITY	385	\$4,863,443	\$1,118,396	\$2,791,722	\$953,325
MULTI-MEDIA	83	\$1,262,232	\$651,505	\$563,019	\$47,708
STIPULATED PENALTIES COLLECTED		\$540,000	\$0	\$270,000	\$270,000
TOTALS	2,182	\$18,824,805	\$3,420,408	\$12,670,409	\$2,733,988

²³ Includes Underground Injection Control and Emergency Response cases.

²⁴ Includes Water Utility cases.

Table T-26: Summary of Administrative Orders Issued FY 2012

PROGRAMS	TABLE T-26: SUMMARY OF ADMINISTRATIVE ORDERS ISSUED FY 2012				
	NUMBER OF ORDERS ISSUED	ASSESSED	DEFERRED	PAYABLE PENALTY	SEP CONDITIONAL OFFSET
AGRICULTURE	11	\$33,265	\$4,358	\$28,907	\$0
AIR	241	\$6,341,818	\$762,477	\$3,639,518	\$1,939,823
DRY CLEANERS	2	\$12,586	\$1,000	\$11,586	\$0
INDUSTRIAL AND HAZARDOUS WASTE ²⁵	26	\$435,269	\$76,618	\$316,963	\$41,688
MUNICIPAL SOLID WASTE	71	\$738,411	\$68,706	\$666,685	\$3,020
OCCUPATIONAL CERTIFICATION	27	\$17,786	\$691	\$17,095	\$0
PETROLEUM STORAGE TANKS	803	\$4,279,030	\$570,847	\$3,643,259	\$64,924
PUBLIC WATER SUPPLY ²⁶	222	\$577,463	\$33,696	\$532,315	\$11,452
WATER QUALITY	319	\$2,880,685	\$417,731	\$1,973,286	\$489,668
MULTI-MEDIA	104	\$745,056	\$102,131	\$606,642	\$36,283
STIPULATED PENALTIES COLLECTED		\$248,500	\$0	\$124,250	\$124,250
TOTALS	1,826	\$16,309,869	\$2,038,255	\$11,560,506	\$2,711,108

25 Includes Underground Injection Control and Emergency Response cases.

26 Includes Water Rights and Water Utility cases.

Table T-27: Summary of Administrative Orders Issued FY 2011

PROGRAMS	TABLE T-27: SUMMARY OF ADMINISTRATIVE ORDERS ISSUED FY 2011				
	NUMBER OF ORDERS ISSUED	ASSESSED	DEFERRED	PAYABLE PENALTY	SEP CONDITIONAL OFFSET
AGRICULTURE	13	\$55,463	\$6,828	\$48,635	\$0
AIR	311	\$8,965,434	\$1,065,321	\$4,844,406	\$3,055,707
DRY CLEANERS	3	\$8,793	\$1,738	\$7,055	\$0
INDUSTRIAL AND HAZARDOUS WASTE ²⁷	33	\$1,425,527	\$229,966	\$768,562	\$428,049
MUNICIPAL SOLID WASTE	74	\$637,442	\$34,313	\$513,754	\$89,375
OCCUPATIONAL CERTIFICATION	51	\$51,321	\$1,935	\$49,386	\$0
PETROLEUM STORAGE TANKS	450	\$3,027,118	\$433,722	\$2,581,399	\$11,997
PUBLIC WATER SUPPLY ²⁸	190	\$591,976	\$26,173	\$563,373	\$2,430
WATER QUALITY	392	\$4,268,730	\$619,234	\$2,524,503	\$1,124,993
MULTI-MEDIA	111	\$1,075,639	\$78,719	\$681,345	\$315,575
TOTALS	1628	\$20,108,493	\$2,497,949	\$12,582,418	\$5,028,126

27 Includes Underground Injection Control and Emergency Response cases.

28 Includes Water Rights and Water Utility cases.

Table T-28: Summary of Administrative Orders Issued FY 2010

PROGRAMS	TABLE T-28: SUMMARY OF ADMINISTRATIVE ORDERS ISSUED FY 2010				
	NUMBER OF ORDERS ISSUED	ASSESSED	DEFERRED	PAYABLE PENALTY	SEP CONDITIONAL OFFSET ²⁹
AGRICULTURE	23	\$141,890	\$22,643	\$119,247	\$0
AIR	343	\$8,200,123	\$928,358	\$4,889,985	\$2,381,780
DRY CLEANERS	4	\$8,825	\$981	\$7,844	\$0
INDUSTRIAL AND HAZARDOUS WASTE ³⁰	19	\$612,335	\$158,434	\$285,705	\$168,196
MUNICIPAL SOLID WASTE	60	\$370,644	\$27,535	\$327,609	\$15,500
OCCUPATIONAL CERTIFICATION	66	\$41,020	\$3,982	\$37,038	\$0
PETROLEUM STORAGE TANKS	395	\$3,024,824	\$373,112	\$2,534,871	\$116,841
PUBLIC WATER SUPPLY ³¹	223	\$681,723	\$43,640	\$472,463	\$165,620
WATER QUALITY	389	\$3,185,678	\$541,643	\$1,988,642	\$655,393
MULTI-MEDIA	118	\$814,836	\$113,565	\$646,117	\$55,154
TOTALS	1,640	\$17,081,898	\$2,213,893	\$11,309,521	\$3,558,484

²⁹ The SEP Cost category was deleted in FY 2010 since the Litigation Division no longer reports cost as part of the SEP Program

³⁰ Includes Underground Injection Control and Emergency Response cases.

³¹ Includes Water Rights and Water Utility cases.

Table T-29: Summary of Administrative Orders Issued FY 2009

PROGRAMS	TABLE T-29: SUMMARY OF ADMINISTRATIVE ORDERS ISSUED FY 2009					
	NUMBER OF ORDERS ISSUED	ASSESSED	DEFERRED	PAYABLE PENALTY	SEP COST	SEP CONDITIONAL OFFSET
AGRICULTURE	24	\$131,580	\$21,849	\$105,153	\$4,578	\$4,578
AIR	400	\$10,501,393	\$931,215	\$5,707,538	\$3,862,640	\$3,862,640
DRY CLEANERS	16	\$22,657	\$0	\$22,657	\$0	\$0
INDUSTRIAL AND HAZARDOUS WASTE ³²	30	\$1,186,665	\$36,052	\$790,001	\$360,612	\$360,612
MUNICIPAL SOLID WASTE	77	\$414,038	\$24,666	\$358,600	\$30,772	\$30,772
OCCUPATIONAL CERTIFICATION	37	\$32,954	\$1,444	\$31,510	\$0	\$0
PETROLEUM STORAGE TANKS	417	\$4,080,511	\$478,120	\$3,490,871	\$111,520	\$111,520
PUBLIC WATER SUPPLY ³³	227	\$640,757	\$72,561	\$474,249	\$93,947	\$93,947
WATER QUALITY	390	\$3,176,020	\$656,739	\$1,698,454	\$820,827	\$820,827
MULTI-MEDIA	138	\$3,239,950	\$304,123	\$1,845,511	\$1,090,316	\$1,090,316
TOTALS	1,756	\$23,426,525	\$2,526,769	\$14,524,544	\$6,375,212	\$6,375,212

32 Includes Underground Injection Control and Emergency Response cases.

33 Includes Water Rights and Water Utility cases.

Table T-30: Summary of Administrative Orders Issued FY 2008

PROGRAMS	TABLE T-30: SUMMARY OF ADMINISTRATIVE ORDERS ISSUED FY 2008					
	NUMBER OF ORDERS ISSUED	ASSESSED	DEFERRED	PAYABLE PENALTY	SEP COST	SEP CONDITIONAL OFFSET
AGRICULTURE	41	\$168,180.00	\$22,640.00	\$145,540.00	\$0.00	\$0.00
AIR	381	\$8,818,323.00	\$986,843.00	\$4,891,889.50	\$2,939,590.50	\$2,939,590.50
DRY CLEANERS	60	\$80,090.00	\$4,703.00	\$75,387.00	\$0.00	\$0.00
INDUSTRIAL AND HAZARDOUS WASTE ³⁴	21	\$469,239.00	\$45,155.00	\$325,640.00	\$98,444.00	\$98,444.00
MUNICIPAL SOLID WASTE	69	\$492,659.00	\$44,299.00	\$331,223.00	\$117,137.00	\$117,137.00
OCCUPATIONAL CERTIFICATION	59	\$42,928.00	\$2,568.00	\$40,360.00	\$0.00	\$0.00
PETROLEUM STORAGE TANKS	246	\$1,728,690.00	\$185,360.00	\$1,526,828.00	\$16,502.00	\$16,502.00
PUBLIC WATER SUPPLY ³⁵	193	\$447,570.00	\$38,471.00	\$336,116.00	\$72,983.00	\$72,983.00
WATER QUALITY	435	\$3,569,687.00	\$622,190.00	\$1,814,618.00	\$1,132,879.00	\$1,132,879.00
MULTI-MEDIA	119	\$1,090,546.00	\$115,730.00	\$693,233.00	\$281,583.00	\$281,583.00
TOTALS	1,624	\$16,907,912.00	\$2,067,959.00	\$10,180,834.50	\$4,659,118.50	\$4,659,118.50

34 Includes Underground Injection Control and Emergency Response cases.

35 Includes Water Rights and Water Utility cases.

Table T-31: Summary of Civil Judicial Orders Issued FY 2013

PROGRAMS	TABLE T-31: SUMMARY OF CIVIL JUDICIAL ORDERS ISSUED FY 2013				
	NUMBER OF ORDERS ISSUED	ASSESSED	DEFERRED	PAYABLE PENALTY	SEP CONDITIONAL OFFSET
AGRICULTURE	3	\$372,500	\$10,000	\$362,500	\$0
AIR	4	\$302,063	\$69,375	\$93,938	\$138,750
INDUSTRIAL AND HAZARDOUS WASTE³⁶	5	\$1,113,697	\$0	\$1,113,697	\$0
MUNICIPAL SOLID WASTE	7	\$178,009	\$7,000	\$171,009	\$0
OCCUPATIONAL CERTIFICATION	0	\$0	\$0	\$0	\$0
PETROLEUM STORAGE TANKS	9	\$2,100,598	\$0	\$2,100,598	\$0
PUBLIC WATER SUPPLY³⁷	2	\$292,414	\$0	\$292,414	\$0
WATER QUALITY	4	\$64,846	\$64,846	\$0	\$0
MULTI-MEDIA	9	\$8,197,125	\$1,500,000	\$6697,125	\$0
TOTALS	43	\$12,621,251	\$1,651,221	\$10,831,280	\$138,750

³⁶ Includes Underground Injection Control and Emergency Response cases.

³⁷ Includes Water Rights and Water Utility cases.

Table T-32: Summary of Civil Judicial Orders Issued FY 2012

PROGRAMS	TABLE T-32: SUMMARY OF CIVIL JUDICIAL ORDERS ISSUED FY 2012				
	NUMBER OF ORDERS ISSUED	ASSESSED	DEFERRED	PAYABLE PENALTY	SEP CONDITIONAL OFFSET
AGRICULTURE	0	\$0	\$0	\$	\$0
AIR	10	\$49,819,025	\$49,000	\$49,770,025	\$49,000
INDUSTRIAL AND HAZARDOUS WASTE³⁸	4	\$4,681,400	\$0	\$4,681,400	\$0
MUNICIPAL SOLID WASTE	9	\$745,032	\$0	\$745,032	\$0
OCCUPATIONAL CERTIFICATION	0	\$0	\$0	\$0	\$0
PETROLEUM STORAGE TANKS	6	\$228,098	\$0	\$228,098	\$0
PUBLIC WATER SUPPLY³⁹	6	\$334,800	\$0	\$334,800	\$0
WATER QUALITY	7	\$389,237	\$36,250	\$352,987	\$72,500
MULTI-MEDIA	6	\$1,386,800	\$0	\$1,386,800	\$0
TOTALS	48	\$57,584,392	\$85,250	\$57,499,142	\$121,500

38 Includes Underground Injection Control and Emergency Response cases.

39 Includes Water Rights and Water Utility cases.

Table T-33: Summary of Civil Judicial Orders Issued FY 2011

PROGRAMS	TABLE T-33: SUMMARY OF CIVIL JUDICIAL ORDERS ISSUED FY 2011				
	NUMBER OF ORDERS ISSUED	ASSESSED	DEFERRED	PAYABLE PENALTY	SEP CONDITIONAL OFFSET
AGRICULTURE	1	\$633,333	\$0	\$633,333	\$0
AIR	3	\$63,300	\$0	\$63,300	\$0
INDUSTRIAL AND HAZARDOUS WASTE⁴⁰	1	\$200,000	\$100,000	\$0	\$100,000
MUNICIPAL SOLID WASTE	4	\$214,155	\$40,000	\$174,155	\$0
OCCUPATIONAL CERTIFICATION	0	\$0	\$0	\$0	\$0
PETROLEUM STORAGE TANKS	8	\$774,570	\$21,000	\$753,570	\$0
PUBLIC WATER SUPPLY⁴¹	0	\$0	\$0	\$0	\$0
WATER QUALITY	6	\$181,817	\$47,307	\$119,510	\$15,000
MULTI-MEDIA	6	\$2,518,796	\$0	\$2,518,796	\$0
TOTALS	29	\$4,585,971	\$208,307	\$4,262,664	\$115,000

40 Includes Underground Injection Control and Emergency Response cases.

41 Includes Water Rights and Water Utility cases.

Table T-34: Summary of Civil Judicial Orders Issued FY 2010

PROGRAMS	TABLE T-34: SUMMARY OF CIVIL JUDICIAL ORDERS ISSUED FY 2010				
	NUMBER OF ORDERS ISSUED	ASSESSED	DEFERRED	PAYABLE PENALTY	SEP CONDITIONAL OFFSET ⁴²
AGRICULTURE	0	\$0	\$0	\$0	\$0
AIR	4	\$1,975,312	\$955,000	\$1,020,312	\$950,000
INDUSTRIAL AND HAZARDOUS WASTE ⁴³	1	\$0	\$0	\$0	\$0
MUNICIPAL SOLID WASTE	9	\$332,350	\$50,000	\$282,350	\$0
OCCUPATIONAL CERTIFICATION	1	\$31,800	\$0	\$31,800	\$0
PETROLEUM STORAGE TANKS	2	\$149,800	\$0	\$149,800	\$0
PUBLIC WATER SUPPLY ⁴⁴	3	\$310,500	\$0	\$310,500	\$0
WATER QUALITY	3	\$596,850	\$500,000	\$96,850	\$375,000
MULTI-MEDIA	4	\$225,348	\$75,000	\$225,348	\$20,000
TOTALS	27	\$3,621,960	\$1,580,000	\$2,116,960	\$1,345,000

42 The SEP Cost category was deleted in FY 2010 since the Litigation Division no longer reports cost as part of the SEP program.

43 Includes Underground Injection Control and Emergency Response cases.

44 Includes Water Rights and Water Utility cases.

Table T-35: Summary of Civil Judicial Orders Issued FY 2009

PROGRAMS	TABLE T-35: SUMMARY OF CIVIL JUDICIAL ORDERS ISSUED FY 2009					
	NUMBER OF ORDERS ISSUED	ASSESSED	DEFERRED	PAYABLE PENALTY	SEP COST	SEP CONDITIONAL OFFSET
AGRICULTURE	0	\$0	\$0	\$0	\$0	\$0
AIR	1	\$36,250	\$0	\$36,250	\$0	\$0
INDUSTRIAL AND HAZARDOUS WASTE ⁴⁵	2	\$435,020	\$0	\$435,020	\$0	\$0
MUNICIPAL SOLID WASTE	9	\$2,878,599	\$40,000	\$2,838,599	\$0	\$0
OCCUPATIONAL CERTIFICATION	0	\$0	\$0	\$0	\$0	\$0
PETROLEUM STORAGE TANKS	4	\$744,176	\$0	\$744,176	\$0	\$0
PUBLIC WATER SUPPLY ⁴⁶	3	\$210,000	\$80,000	\$130,000	\$0	\$0
WATER QUALITY	4	\$81,500	\$0	\$81,500	\$0	\$0
MULTI-MEDIA	6	\$6,907,800	\$1,142,500	\$5,765,300	\$1,125,000	\$1,125,000
TOTALS	29	\$11,293,345	\$1,262,500	\$10,030,845	\$1,125,000	\$1,125,000

45 Includes Underground Injection Control and Emergency Response cases.

46 Includes Water Rights and Water Utility cases.

Table T-36: Summary of Civil Judicial Orders Issued FY 2008

PROGRAMS	TABLE T-36: SUMMARY OF CIVIL JUDICIAL ORDERS ISSUED FY 2008					
	NUMBER OF ORDERS ISSUED	ASSESSED	DEFERRED	PAYABLE PENALTY	SEP COST	SEP CONDITIONAL OFFSET
AGRICULTURE	1	\$145,000.00	\$0.00	\$145,000.00	\$0.00	\$0.00
AIR	4	\$125,188.00	\$0.00	\$125,188.00	\$0.00	\$0.00
INDUSTRIAL AND HAZARDOUS WASTE⁴⁷	4	\$725,666.17	\$100,000.00	\$242,341.17	\$100,000.00	\$100,000.00
MUNICIPAL SOLID WASTE	4	\$518,900.00	\$96,000.00	\$422,900.00	\$0.00	\$0.00
OCCUPATIONAL CERTIFICATION	1	\$3,500.00	\$0.00	\$3,500.00	\$0.00	\$0.00
PETROLEUM STORAGE TANKS	0	\$0.00	\$0.00	\$0.00	\$0.00	\$0.00
PUBLIC WATER SUPPLY⁴⁸	2	\$8,500.00	\$0.00	\$8,500.00	\$0.00	\$0.00
WATER QUALITY	4	\$129,000.00	\$0.00	\$129,000.00	\$0.00	\$0.00
MULTI-MEDIA	2	\$45,150.00	\$21,025.00	\$24,125.00	\$0.00	\$0.00
TOTALS	22	\$1,700,904.17	\$217,025.00	\$1,100,554.17	\$100,000.00	\$100,000.00

47 Includes Underground Injection Control and Emergency Response cases.

48 Includes Water Rights and Water Utility cases.

Annual Enforcement Report

Fiscal Year 2013

Part Two: Appendices



Enforcement Division
Office of Compliance and Enforcement
Texas Commission on Environmental Quality

November 2013

**The electronic annual enforcement report is available on the TCEQ's Web Page at
<http://www.tceq.texas.gov/enforcement/reports/AER/annenfreport.html>**

Appendices

Appendix Descriptions:

Administrative Orders

[Appendix 1](#): List of Administrative Enforcement Orders Issued During Fiscal Year 2013

[Appendix 2](#): Summary of Supplemental Environmental Projects Approved in Administrative Orders Issued in Fiscal Year 2013

[Appendix 3](#): List of Administrative Enforcement Orders Issued During Fiscal Year 2012

[Appendix 4](#): Summary of Supplemental Environmental Projects Approved in Administrative Orders Issued in Fiscal Year 2012

[Appendix 5](#): List of Administrative Enforcement Orders Issued During Fiscal Year 2011

[Appendix 6](#): Summary of Supplemental Environmental Projects Approved in Administrative Orders Issued in Fiscal Year 2011

[Appendix 7](#): List of Administrative Enforcement Orders Issued During Fiscal Year 2010

[Appendix 8](#): Summary of Supplemental Environmental Projects Approved in Administrative Orders Issued in Fiscal Year 2010

[Appendix 9](#): List of Administrative Enforcement Orders Issued During Fiscal Year 2009

[Appendix 10](#): Summary of Supplemental Environmental Projects Approved in Administrative Orders Issued in Fiscal Year 2009

[Appendix 11](#): List of Administrative Enforcement Orders Issued During Fiscal Year 2008

[Appendix 12](#): Summary of Supplemental Environmental Projects Approved in Administrative Orders Issued in Fiscal Year 2008

Court Orders

[Appendix 13](#): List of Civil Judicial Orders Issued Through Representation by the Attorney General's Office for Fiscal Year 2013

[Appendix 14](#): List of Civil Judicial Orders Issued Through Representation by the Attorney General's Office for Fiscal Year 2012

[Appendix 15](#): List of Civil Judicial Orders Issued Through Representation by the Attorney General's Office for Fiscal Year 2011

[Appendix 16](#): List of Civil Judicial Orders Issued Through Representation by the Attorney General's Office for Fiscal Year 2010

[Appendix 17](#): List of Civil Judicial Orders Issued Through Representation by the Attorney General's Office for Fiscal Year 2009

[Appendix 18](#): List of Civil Judicial Orders Issued Through Representation by the Attorney General's Office for Fiscal Year 2008

Criminal Convictions

[Appendix 19](#): Description of Each Criminal Conviction Obtained in Fiscal Year 2013

[Appendix 20](#): Description of Each Criminal Conviction Obtained in Fiscal Year 2012

[Appendix 21](#): Description of Each Criminal Conviction Obtained in Fiscal Year 2011

[Appendix 22](#): Description of Each Criminal Conviction Obtained in Fiscal Year 2010

[Appendix 23](#): Description of Each Criminal Conviction Obtained in Fiscal Year 2009

[Appendix 24](#): Description of Each Criminal Conviction Obtained in Fiscal Year 2008

Appendix 1: List of Administrative Orders Issued FY 2013

Singles Programs

Date Range Selected : 09/01/2012 - 08/31/2013

PGM	Case No.	Respondent Name	Docket#	County	Order Date	Penalty Assessed	Penalty Deferred	Payable Amount	SEP Offset
AQ	43776	ROBERTS, CLIFF	2012-0600-AIR-E	TARRANT	9/16/2012	\$563	\$112	\$451	\$0
AQ	43769	Air Liquide Large Industries U.S. LP	2012-0602-AIR-E	BRAZORIA	9/16/2012	\$4,875	\$975	\$3,900	\$0
AQ	43948	E. R. Carpenter, L.P.	2012-0784-AIR-E	HARRIS	9/16/2012	\$7,465	\$1,493	\$5,972	\$0
AQ	43744	Leedo Manufacturing Co., L.P.	2012-0568-AIR-E	WHARTON	9/16/2012	\$2,850	\$570	\$2,280	\$0
AQ	43608	CEMEX Construction Materials South, LLC	2012-0443-AIR-E	COMAL	9/16/2012	\$5,500	\$1,100	\$4,400	\$0
AQ	43820	Copano Field Services/North Texas, L.L.C.	2012-0639-AIR-E	COOKE	9/16/2012	\$7,266	\$1,453	\$5,813	\$0
AQ	43768	Cameron Rig Solutions, Inc.	2012-0588-AIR-E	HARRIS	9/16/2012	\$1,625	\$325	\$1,300	\$0
AQ	43438	SCCW Industrial Services, LLC	2012-0249-AIR-E	ORANGE	9/16/2012	\$1,250	\$0	\$1,250	\$0
AQ	43393	INVISTA S.a.r.l.	2012-0260-AIR-E	ORANGE	9/29/2012	\$16,800	\$3,360	\$6,720	\$6,720
AQ	43542	Horizon Milling, LLC	2012-0357-AIR-E	TARRANT	9/29/2012	\$57,000	\$11,400	\$45,600	\$0
AQ	43533	The Dow Chemical Company	2012-0358-AIR-E	BRAZORIA	9/29/2012	\$50,000	\$0	\$25,000	\$25,000
AQ	43436	Champion Technologies, Inc.	2012-0252-AIR-E	FORT BEND	9/29/2012	\$7,700	\$0	\$7,700	\$0
AQ	43580	Hunt Oil Company	2012-0383-AIR-E	HENDERSON	9/29/2012	\$13,125	\$2,625	\$10,500	\$0
AQ	43617	Chevron Phillips Chemical Company LP	2012-0455-AIR-E	HARRIS	9/29/2012	\$25,000	\$0	\$12,500	\$12,500
AQ	43522	Total Petrochemicals & Refining USA, Inc.	2012-0335-AIR-E	JEFFERSON	9/29/2012	\$13,125	\$2,625	\$5,250	\$5,250
AQ	43635	Cross-Cut Hardwoods, Inc.	2012-0438-AIR-E	CHEROKEE	9/30/2012	\$1,620	\$324	\$1,296	\$0
AQ	43675	Nabors Well Services Co.	2012-0487-AIR-E	TARRANT	9/30/2012	\$3,280	\$656	\$2,624	\$0
AQ	43649	BASF Corporation	2012-0454-AIR-E	BRAZORIA	10/13/2012	\$7,125	\$1,425	\$5,700	\$0
AQ	43876	EnCana Oil & Gas (USA) Inc.	2012-0701-AIR-E	ROBERTSON	10/13/2012	\$938	\$187	\$751	\$0
AQ	44033	NuStar Logistics, L.P.	2012-0869-AIR-E	GALVESTON	10/13/2012	\$3,375	\$675	\$1,350	\$1,350
AQ	44582	NAJERA, FELIPE	2012-1445-AIR-E	ANDERSON	10/26/2012	\$875	\$0	\$875	\$0
AQ	41558	Cargill Meat Solutions Corporation	2011-0650-AIR-E	HALE	10/26/2012	\$6,100	\$1,220	\$4,880	\$0
AQ	43810	US Department of the Army	2012-0631-AIR-E	NUECES	10/26/2012	\$2,425	\$485	\$1,940	\$0
AQ	43602	Haltom Tommy	2012-0409-AIR-E	HARRISON	10/26/2012	\$2,000	\$400	\$1,600	\$0
AQ	43780	E. I. du Pont de Nemours and Company	2012-0598-AIR-E	HARRIS	10/27/2012	\$11,040	\$0	\$5,520	\$5,520
AQ	43304	ANDERSON COLUMBIA CO., INC.	2012-0112-AIR-E	ZAPATA	10/27/2012	\$8,439	\$1,687	\$6,752	\$0
AQ	41619	Choice Exploration, Inc.	2011-0718-AIR-E	LIBERTY	10/27/2012	\$17,040	\$0	\$17,040	\$0
AQ	43096	JX Nippon Chemical Texas Inc.	2011-2250-AIR-E	HARRIS	10/27/2012	\$54,117	\$10,823	\$21,647	\$21,647
AQ	43510	Bravo Natural Gas, LLC	2012-0326-AIR-E	*MULTIPLE	10/27/2012	\$16,840	\$3,368	\$13,472	\$0
AQ	43478	WTG Gas Processing, L.P.	2012-0294-AIR-E	HOWARD	10/27/2012	\$5,462	\$0	\$5,462	\$0
AQ	43535	ExxonMobil Oil Corporation	2012-0384-AIR-E	JEFFERSON	10/27/2012	\$13,125	\$2,625	\$5,250	\$5,250
AQ	43262	Eagle Railcar Services - Roscoe, Inc.	2012-0060-AIR-E	NOLAN	10/27/2012	\$44,000	\$8,800	\$35,200	\$0
AQ	43884	Ascend Performance Materials Operations LLC	2012-0707-AIR-E	BRAZORIA	11/11/2012	\$25,500	\$0	\$12,750	\$12,750
AQ	44223	Southern Crushed Concrete, LLC	2012-1065-AIR-E	MONTGOMERY	11/11/2012	\$938	\$187	\$751	\$0
AQ	43943	Texas A&M University	2012-0775-AIR-E	BRAZOS	11/11/2012	\$9,890	\$1,978	\$7,912	\$0
AQ	43996	Halcon Operating Co., Inc.	2012-0838-AIR-E	WILBARGER	11/11/2012	\$4,100	\$820	\$3,280	\$0

Singles Programs

Appendix 1: List of Administrative Orders Issued FY 2013

Date Range Selected : 09/01/2012 - 08/31/2013

PGM	Case No.	Respondent Name	Docket#	County	Order Date	Penalty Assessed	Penalty Deferred	Payable Amount	SEP Offset
AQ	41915	BAYLOR UNIVERSITY	2011-1036-AIR-E	MCLENNAN	11/11/2012	\$20,000	\$4,000	\$0	\$16,000
AQ	43745	WTG Gas Processing, L.P.	2012-0564-AIR-E	HOWARD	11/11/2012	\$13,563	\$2,712	\$10,851	\$0
AQ	44247	ANGEL, JAMES E	2012-1098-AIR-E	TARRANT	11/11/2012	\$1,050	\$210	\$840	\$0
AQ	43620	EOG Resources, Inc.	2012-0441-AIR-E	PANOLA	11/11/2012	\$5,000	\$1,000	\$4,000	\$0
AQ	43974	Flint Hills Resources Port Arthur, LLC	2012-0809-AIR-E	JEFFERSON	11/11/2012	\$7,500	\$1,500	\$3,000	\$3,000
AQ	43604	Azteca Milling, L. P.	2012-0408-AIR-E	HALE	11/11/2012	\$16,500	\$3,300	\$13,200	\$0
AQ	42196	US Department of the Army	2011-1352-AIR-E	EL PASO	11/22/2012	\$1,000	\$200	\$800	\$0
AQ	44001	Hidalgo County	2012-0841-AIR-E	HIDALGO	11/22/2012	\$3,600	\$720	\$0	\$2,880
AQ	43913	Huntsman Petrochemical, LLC	2012-0738-AIR-E	JEFFERSON	11/22/2012	\$7,500	\$1,500	\$3,000	\$3,000
AQ	43842	Equistar Chemicals, LP	2012-0665-AIR-E	HARRIS	11/30/2012	\$25,000	\$0	\$12,500	\$12,500
AQ	43897	Flint Hills Resources Corpus Christi, LLC	2012-0736-AIR-E	NUECES	11/30/2012	\$14,063	\$2,812	\$11,251	\$0
AQ	42422	Lindberg Collision Incorporated	2011-1561-AIR-E	DALLAS	11/30/2012	\$11,550	\$1,775	\$9,775	\$0
AQ	43868	United Structures of America, Inc.	2012-0692-AIR-E	HARRIS	11/30/2012	\$18,450	\$3,690	\$7,380	\$7,380
AQ	43901	Trend Gathering & Treating, LLC	2012-0734-AIR-E	FREESTONE	11/30/2012	\$10,875	\$2,175	\$8,700	\$0
AQ	44054	The Dow Chemical Company	2012-0897-AIR-E	BRAZORIA	12/15/2012	\$19,689	\$3,937	\$7,876	\$7,876
AQ	43969	Formosa Plastics Corporation, Texas	2012-0804-AIR-E	CALHOUN	12/15/2012	\$10,000	\$2,000	\$4,000	\$4,000
AQ	43864	INVISTA S.a r.l.	2012-0684-AIR-E	HARRIS	12/15/2012	\$8,304	\$1,660	\$3,322	\$3,322
AQ	43654	WM Resource Recovery & Recycling Center, Inc.	2012-0462-AIR-E	CHAMBERS	12/15/2012	\$22,485	\$4,497	\$17,988	\$0
AQ	41946	FORT APACHE ENERGY, INC.	2011-1093-AIR-E	GALVESTON	12/15/2012	\$14,813	\$0	\$14,813	\$0
AQ	44288	DCP Midstream, LP	2012-1139-AIR-E	PANOLA	12/15/2012	\$14,001	\$2,800	\$11,201	\$0
AQ	43669	Shumard Corporation	2012-0481-AIR-E	TARRANT	12/15/2012	\$15,402	\$3,080	\$12,322	\$0
AQ	44224	WTL LLC	2012-1064-AIR-E	ROBERTS	12/16/2012	\$1,838	\$367	\$1,471	\$0
AQ	44418	Devon Gas Services, L.P.	2012-1276-AIR-E	WISE	12/16/2012	\$1,875	\$375	\$1,500	\$0
AQ	44134	Davis Gas Processing, Inc.	2012-0982-AIR-E	REAGAN	12/16/2012	\$6,538	\$1,307	\$5,231	\$0
AQ	41289	CASTORIA, JASON	2011-0380-AIR-E	BRAZOS	12/20/2012	\$3,210	\$0	\$3,210	\$0
AQ	44300	City of Brownsville	2012-1150-AIR-E	CAMERON	1/12/2013	\$2,988	\$597	\$2,391	\$0
AQ	44017	E. I. du Pont de Nemours and Company	2012-0861-AIR-E	JEFFERSON	1/12/2013	\$7,500	\$1,500	\$3,000	\$3,000
AQ	44202	Southern Union Pipeline, Ltd.	2012-1047-AIR-E	WARD	2/10/2013	\$9,700	\$1,940	\$7,760	\$0
AQ	44287	Pecan Pipeline Company	2012-1168-AIR-E	MONTAGUE	2/10/2013	\$16,250	\$3,250	\$13,000	\$0
AQ	43986	BP Products North America Inc.	2012-0839-AIR-E	GALVESTON	2/10/2013	\$33,000	\$0	\$33,000	\$0
AQ	44317	Guardian Industries Corp.	2012-1173-AIR-E	NAVARRO	2/10/2013	\$9,842	\$1,968	\$7,874	\$0
AQ	40903	Pasadena Refining System, Inc	2010-2073-AIR-E	HARRIS	2/10/2013	\$757,153	\$0	\$378,577	\$378,576
AQ	44490	NORTH TEXAS PREMIER SOCCER ASSOCIATION INC	2012-1348-AIR-E	DALLAS	2/23/2013	\$1,000	\$200	\$800	\$0
AQ	44351	Huntsman Petrochemical, LLC	2012-1230-AIR-E	JEFFERSON	2/23/2013	\$6,563	\$1,312	\$2,626	\$2,625
AQ	44627	Hueco Quarry, Inc.	2012-1499-AIR-E	EL PASO	2/23/2013	\$1,801	\$360	\$1,441	\$0
AQ	44586	Endeavor Energy Resources, L.P.	2012-1449-AIR-E	TERRY	2/23/2013	\$1,875	\$375	\$1,500	\$0
AQ	44275	Equistar Chemicals, LP	2012-1127-AIR-E	HARRIS	2/23/2013	\$6,563	\$1,312	\$2,626	\$2,625
AQ	44675	G. P. Plastics Corporation	2012-1553-AIR-E	DALLAS	2/23/2013	\$1,312	\$262	\$1,050	\$0

Singles Programs

Appendix 1: List of Administrative Orders Issued FY 2013

Date Range Selected : 09/01/2012 - 08/31/2013

PGM	Case No.	Respondent Name	Docket#	County	Order Date	Penalty Assessed	Penalty Deferred	Payable Amount	SEP Offset
AQ	43829	Targa Downstream LLC	2012-0654-AIR-E	CHAMBERS	2/24/2013	\$30,264	\$6,052	\$12,106	\$12,106
AQ	44108	Jetta Operating Company, Inc.	2012-0951-AIR-E	GRAYSON	2/24/2013	\$16,075	\$3,215	\$12,860	\$0
AQ	44310	Texas Barge & Boat, Inc.	2012-1167-AIR-E	BRAZORIA	2/24/2013	\$8,542	\$1,708	\$6,834	\$0
AQ	43775	SARMIENTO, LION	2012-0601-AIR-E	ANGELINA	3/2/2013	\$1,050	\$0	\$1,050	\$0
AQ	44628	XTREME COLLISION REPAIR, L. P.	2012-1498-AIR-E	DALLAS	3/3/2013	\$1,213	\$242	\$971	\$0
AQ	44660	LyondellBasell Acetyls, LLC	2012-1526-AIR-E	HARRIS	3/3/2013	\$7,125	\$1,425	\$5,700	\$0
AQ	44332	City of Alice	2012-1186-AIR-E	JIM WELLS	3/3/2013	\$1,063	\$212	\$851	\$0
AQ	43742	LBC Houston, L.P.	2012-0565-AIR-E	HARRIS	3/3/2013	\$6,038	\$1,207	\$4,831	\$0
AQ	44702	Champion Pet Foods, Inc.	2012-1603-AIR-E	MCLENNAN	3/3/2013	\$4,125	\$825	\$3,300	\$0
AQ	44701	Leading Edge Completion Center, LLC	2012-1580-AIR-E	TARRANT	3/3/2013	\$1,250	\$250	\$1,000	\$0
AQ	44658	IFS Coatings, Inc.	2012-1555-AIR-E	COOKE	3/3/2013	\$3,750	\$750	\$3,000	\$0
AQ	44776	United Services Automobile Association	2012-1658-AIR-E	BEXAR	3/3/2013	\$2,813	\$562	\$2,251	\$0
AQ	44723	Chevron Phillips Chemical Company LP	2012-1607-AIR-E	HARRIS	3/3/2013	\$6,563	\$1,312	\$5,251	\$0
AQ	44160	Valero Refining-Texas, L.P.	2012-1006-AIR-E	HARRIS	3/9/2013	\$50,000	\$0	\$25,000	\$25,000
AQ	44243	Total Petrochemicals & Refining USA, Inc.	2012-1093-AIR-E	HARRIS	3/9/2013	\$10,370	\$2,074	\$8,296	\$0
AQ	44533	Shell Oil Company	2012-1385-AIR-E	HARRIS	3/21/2013	\$7,500	\$1,500	\$3,000	\$3,000
AQ	45172	CORNETT, DARLEEN	2012-2044-AIR-E	MCLENNAN	3/21/2013	\$750	\$150	\$600	\$0
AQ	44211	J. C. Development, Inc.	2012-1100-AIR-E	MONTGOMERY	3/21/2013	\$1,362	\$272	\$1,090	\$0
AQ	44700	Stolthaven Houston, Inc.	2012-1581-AIR-E	HARRIS	3/21/2013	\$6,563	\$1,312	\$5,251	\$0
AQ	43301	Aero Components, Inc.	2012-0122-AIR-E	TARRANT	3/21/2013	\$6,008	\$1,201	\$0	\$4,807
AQ	45148	Maxey Trailers Mfg., Inc.	2012-2027-AIR-E	LAMAR	3/21/2013	\$2,188	\$437	\$1,751	\$0
AQ	44919	J. D. Packaging, Inc.	2012-1798-AIR-E	MONTGOMERY	3/21/2013	\$1,312	\$262	\$1,050	\$0
AQ	44724	GSF Energy, L.L.C. dba McCarty Road Landfill Gas Recovery Facility	2012-1601-AIR-E	HARRIS	3/21/2013	\$3,000	\$600	\$2,400	\$0
AQ	44920	EAN Holdings, LLC	2012-1797-AIR-E	EL PASO	3/21/2013	\$1,250	\$250	\$1,000	\$0
AQ	44179	LAMBERT, CHRIS *	2012-1022-AIR-E	LIBERTY	3/21/2013	\$3,000	\$600	\$2,400	\$0
AQ	41312	PATRIOT RESOURCES, INC.	2011-0407-AIR-E	ECTOR	3/21/2013	\$1,875	\$375	\$1,500	\$0
AQ	44778	Rescar Companies	2012-1657-AIR-E	HARRIS	3/21/2013	\$5,313	\$1,062	\$2,126	\$2,125
AQ	44552	Pencco, Inc.	2012-1407-AIR-E	ELLIS	3/21/2013	\$1,575	\$315	\$1,260	\$0
AQ	44927	Arkema Inc	2012-1809-AIR-E	HARRIS	3/21/2013	\$4,841	\$968	\$3,873	\$0
AQ	44832	Lone Star Foundries, Inc. *	2012-1778-AIR-E	TRAVIS	3/21/2013	\$938	\$187	\$751	\$0
AQ	44543	Blue Star Materials, LLC	2012-1398-AIR-E	WISE	3/21/2013	\$2,940	\$588	\$2,352	\$0
AQ	45016	Devon Gas Services, L.P.	2012-1898-AIR-E	LIMESTONE	3/21/2013	\$4,250	\$850	\$3,400	\$0
AQ	44483	ConocoPhillips Company	2012-1344-AIR-E	TARRANT	3/21/2013	\$1,875	\$375	\$1,500	\$0
AQ	44815	LANXEES Corporation	2012-1715-AIR-E	ORANGE	3/21/2013	\$7,438	\$1,487	\$2,976	\$2,975
AQ	44958	Hunt Oil Company	2012-1841-AIR-E	WILSON	3/21/2013	\$3,600	\$720	\$2,880	\$0
AQ	45097	Approach Operating, L.L.C.	2012-2065-AIR-E	CROCKETT	3/21/2013	\$5,125	\$1,025	\$4,100	\$0
AQ	44534	Knife River Corporation - South	2012-1405-AIR-E	MCLENNAN	4/7/2013	\$2,875	\$0	\$2,875	\$0

Singles Programs

Appendix 1: List of Administrative Orders Issued FY 2013

Date Range Selected : 09/01/2012 - 08/31/2013

PGM	Case No.	Respondent Name	Docket#	County	Order Date	Penalty Assessed	Penalty Deferred	Payable Amount	SEP Offset
AQ	39111	Dolphin Petroleum, LP	2012-0894-AIR-E	REFUGIO	4/7/2013	\$3,675	\$0	\$3,675	\$0
AQ	45268	The George R. Brown Partnership, L.P.	2012-2165-AIR-E	GARZA	4/7/2013	\$1,250	\$250	\$1,000	\$0
AQ	44423	HARDIN FUELS, INC.	2012-1281-AIR-E	JASPER	4/7/2013	\$1,275	\$255	\$1,020	\$0
AQ	44509	Total Petrochemicals & Refining USA, Inc.	2012-1362-AIR-E	HARRIS	4/7/2013	\$67,125	\$13,425	\$53,700	\$0
AQ	44584	Eagle Rock Field Services, L.P.	2012-1447-AIR-E	GRAY	4/7/2013	\$27,157	\$5,431	\$10,863	\$10,863
AQ	44972	Fritz Industries, Inc.	2012-1845-AIR-E	DALLAS	4/7/2013	\$26,775	\$5,355	\$21,420	\$0
AQ	44081	Gulf Chemical & Metallurgical Corporation	2012-0922-AIR-E	BRAZORIA	4/7/2013	\$28,362	\$5,672	\$22,690	\$0
AQ	44257	The Lubrizol Corporation	2012-1110-AIR-E	HARRIS	4/7/2013	\$15,350	\$3,070	\$6,140	\$6,140
AQ	44544	Westlake Longview Corporation	2012-1404-AIR-E	HARRISON	4/7/2013	\$28,923	\$5,784	\$23,139	\$0
AQ	44419	BASF FINA Petrochemicals Limited Partnership	2012-1277-AIR-E	JEFFERSON	4/7/2013	\$12,850	\$2,570	\$5,140	\$5,140
AQ	44784	Forged Products, Inc.	2012-1670-AIR-E	HARRIS	4/7/2013	\$9,757	\$1,951	\$7,806	\$0
AQ	44217	Devon Gas Services, L.P.	2012-1068-AIR-E	WISE	4/7/2013	\$45,303	\$9,060	\$36,243	\$0
AQ	43347	American Marazzi Tile, Inc.	2012-0216-AIR-E	DALLAS	4/7/2013	\$136,010	\$27,202	\$108,808	\$0
AQ	44936	Caterpillar Inc.	2012-1825-AIR-E	GUADALUPE	4/7/2013	\$7,701	\$1,540	\$6,161	\$0
AQ	44185	Sand Hill Foundation, LLC	2012-1069-AIR-E	PANOLA	4/8/2013	\$1,400	\$0	\$1,400	\$0
AQ	41931	Evans Jr, Robert J. *	2011-1042-AIR-E	KAUFMAN	4/8/2013	\$1,500	\$0	\$1,500	\$0
AQ	42967	MACC Collision Repair Experts, Inc.	2011-2120-AIR-E	EL PASO	4/8/2013	\$1,050	\$0	\$1,050	\$0
AQ	42291	United Oilfield Construction LLC *	2011-1442-AIR-E	JOHNSON	4/8/2013	\$4,200	\$0	\$4,200	\$0
AQ	44782	Austin Equipment Company, LC	2012-1671-AIR-E	WILLIAMSON	4/21/2013	\$1,113	\$222	\$891	\$0
AQ	45038	PLATINUM PACKING INC	2012-1923-AIR-E	GALVESTON	4/21/2013	\$2,500	\$500	\$2,000	\$0
AQ	45054	G & C Contracting Company, Inc.	2012-1963-AIR-E	HOCKLEY	4/21/2013	\$2,500	\$500	\$2,000	\$0
AQ	44184	Exterran Energy Solutions, L.P.	2012-1034-AIR-E	BORDEN	4/21/2013	\$5,995	\$1,199	\$2,398	\$2,398
AQ	45384	Argos Ready Mix (South Central) Corp.	2012-2243-AIR-E	HARRIS	4/21/2013	\$3,750	\$750	\$3,000	\$0
AQ	44924	Cargill Meat Solutions Corporation	2012-1796-AIR-E	HALE	4/21/2013	\$3,875	\$775	\$3,100	\$0
AQ	45953	Brian Fabre	2013-0093-AIR-E	LUBBOCK	4/21/2013	\$875	\$0	\$875	\$0
AQ	44896	Kuraray America, Inc.	2012-1780-AIR-E	HARRIS	4/21/2013	\$4,565	\$913	\$3,652	\$0
AQ	44926	American Marazzi Tile, Inc.	2012-1795-AIR-E	DALLAS	4/27/2013	\$9,576	\$1,915	\$7,661	\$0
AQ	44503	Atlas Roofing Corporation	2012-1556-AIR-E	MORRIS	4/27/2013	\$16,163	\$3,232	\$12,931	\$0
AQ	44883	DCP Midstream, LP	2012-1772-AIR-E	HANSFORD	4/27/2013	\$25,000	\$0	\$12,500	\$12,500
AQ	37492	Bob King's Truck Beds, LLC	2011-2252-AIR-E	WISE	4/27/2013	\$30,420	\$0	\$30,420	\$0
AQ	43988	Total Petrochemicals & Refining USA, Inc.	2012-0821-AIR-E	JEFFERSON	4/27/2013	\$202,600	\$40,520	\$81,040	\$81,040
AQ	45102	ConocoPhillips Company	2012-1975-AIR-E	BRAZORIA	4/27/2013	\$8,300	\$1,660	\$6,640	\$0
AQ	43804	E. I. du Pont de Nemours and Company	2012-0624-AIR-E	ORANGE	4/27/2013	\$20,251	\$4,050	\$8,101	\$8,100
AQ	43863	Marathon Petroleum Company LP	2012-0685-AIR-E	GALVESTON	4/27/2013	\$32,450	\$0	\$16,225	\$16,225
AQ	44743	Ranger Gas Gathering, L.L.C.	2012-1605-AIR-E	EASTLAND	4/27/2013	\$6,000	\$0	\$6,000	\$0
AQ	41876	W. T. Byler Co., Inc.	2011-0995-AIR-E	HARRIS	5/2/2013	\$8,672	\$1,734	\$6,938	\$0
AQ	45120	Air Liquide Large Industries U.S. LP	2012-1992-AIR-E	HARRIS	5/2/2013	\$10,800	\$2,160	\$4,320	\$4,320
AQ	44967	NCI Group, Inc.	2012-1847-AIR-E	HARRIS	5/2/2013	\$12,863	\$2,572	\$10,291	\$0

Singles Programs

Appendix 1: List of Administrative Orders Issued FY 2013

Date Range Selected : 09/01/2012 - 08/31/2013

PGM	Case No.	Respondent Name	Docket#	County	Order Date	Penalty Assessed	Penalty Deferred	Payable Amount	SEP Offset
AQ	45178	Equistar Chemicals, LP	2012-2074-AIR-E	HARRIS	5/2/2013	\$14,250	\$2,850	\$5,700	\$5,700
AQ	45493	Alamo Concrete Products Company	2012-2356-AIR-E	KARNES	5/2/2013	\$4,500	\$900	\$3,600	\$0
AQ	44804	Cryovac, Inc.	2012-1800-AIR-E	WICHITA	5/2/2013	\$4,938	\$988	\$3,950	\$0
AQ	44961	Donny Burnett	2012-1840-AIR-E	HENDERSON	5/2/2013	\$10,000	\$0	\$10,000	\$0
AQ	44794	Enbridge Pipelines (Texas Gathering) L.P.	2012-1676-AIR-E	WHEELER	5/2/2013	\$11,053	\$2,210	\$8,843	\$0
AQ	44722	KMCO, LLC	2012-1602-AIR-E	HARRIS	5/2/2013	\$35,370	\$7,074	\$28,296	\$0
AQ	44959	Lhoist North America of Texas, Ltd	2012-1862-AIR-E	COMAL	5/2/2013	\$15,075	\$3,015	\$12,060	\$0
AQ	45108	Lehigh Cement Company LLC	2012-1983-AIR-E	MCLENNAN	5/2/2013	\$7,613	\$1,522	\$6,091	\$0
AQ	45003	Texas A&M University	2012-1897-AIR-E	BRAZOS	5/2/2013	\$8,250	\$1,650	\$6,600	\$0
AQ	45621	INEOS Polymers Inc.	2012-2480-AIR-E	HARRIS	5/11/2013	\$970	\$194	\$776	\$0
AQ	45652	Rio Grande Valley Sugar Growers, Inc.	2012-2517-AIR-E	HIDALGO	5/11/2013	\$7,150	\$1,430	\$5,720	\$0
AQ	44394	LEGEND NATURAL GAS III LP	2012-1305-AIR-E	WEBB	5/11/2013	\$3,450	\$690	\$2,760	\$0
AQ	45791	TIN Inc.	2012-2649-AIR-E	ORANGE	6/1/2013	\$3,188	\$637	\$2,551	\$0
AQ	45838	Tri- W Construction, Inc.	2012-2690-AIR-E	HARRISON	6/1/2013	\$1,150	\$230	\$920	\$0
AQ	45602	United Parcel Service, Inc.	2012-2466-AIR-E	EL PASO	6/1/2013	\$1,500	\$300	\$1,200	\$0
AQ	37380	Dome Petrochemical, L.C.	2009-0449-AIR-E	CHAMBERS	6/3/2013	\$39,059	\$7,811	\$31,248	\$0
AQ	44746	Ashland Elastomers LLC	2012-1619-AIR-E	JEFFERSON	6/3/2013	\$20,600	\$4,120	\$16,480	\$0
AQ	45497	Exxon Mobil Corporation	2012-2355-AIR-E	NACOGDOCHES	6/3/2013	\$12,525	\$2,505	\$10,020	\$0
AQ	43500	Flint Hills Resources Port Arthur, LLC	2012-0402-AIR-E	JEFFERSON	6/3/2013	\$14,688	\$2,937	\$5,876	\$5,875
AQ	44510	Huntsman Petrochemical, LLC	2012-1361-AIR-E	JEFFERSON	6/3/2013	\$53,850	\$10,770	\$21,540	\$21,540
AQ	43326	Huntsman Petrochemical, LLC	2012-0135-AIR-E	JEFFERSON	6/3/2013	\$10,000	\$2,000	\$4,000	\$4,000
AQ	44671	The Dow Chemical Company	2012-1672-AIR-E	BRAZORIA	6/3/2013	\$41,502	\$8,300	\$16,601	\$16,601
AQ	44934	Superior Pipeline Texas, L.L.C.	2012-1818-AIR-E	HEMPHILL	6/3/2013	\$33,825	\$6,765	\$27,060	\$0
AQ	45442	ExxonMobil Oil Corporation	2012-2329-AIR-E	JEFFERSON	6/3/2013	\$25,000	\$0	\$12,500	\$12,500
AQ	45368	PHILLIPS 66 COMPANY	2012-2231-AIR-E	BRAZORIA	6/3/2013	\$13,125	\$2,625	\$10,500	\$0
AQ	42379	Custom Crates & Pallets Management, L.L.C	2012-1739-AIR-E	EL PASO	6/3/2013	\$3,125	\$0	\$1,563	\$1,562
AQ	44632	Tekni-Plex, Inc.	2012-1629-AIR-E	DALLAS	6/3/2013	\$11,000	\$2,200	\$8,800	\$0
AQ	45312	Oxy Vinyls, LP	2012-2179-AIR-E	HARRIS	6/3/2013	\$16,000	\$3,200	\$6,400	\$6,400
AQ	42299	Motiva Enterprises LLC	2011-1461-AIR-E	JEFFERSON	6/3/2013	\$92,450	\$18,490	\$36,980	\$36,980
AQ	45213	Enterprise Products Operating LLC	2012-2086-AIR-E	CHAMBERS	6/3/2013	\$10,000	\$0	\$5,000	\$5,000
AQ	45336	Greif Packaging LLC	2012-2201-AIR-E	HARRIS	6/3/2013	\$18,600	\$3,720	\$14,880	\$0
AQ	41572	Zenergy, Inc.	2011-0660-AIR-E	BRAZORIA	6/3/2013	\$265,562	\$0	\$265,562	\$0
AQ	45478	E. I. du Pont de Nemours and Company	2012-2344-AIR-E	ORANGE	6/3/2013	\$13,126	\$2,625	\$5,251	\$5,250
AQ	45463	DCP Midstream, LP	2012-2393-AIR-E	ECTOR	6/13/2013	\$39,375	\$7,875	\$15,750	\$15,750
AQ	45519	Flint Hills Resources Corpus Christi, LLC	2012-2382-AIR-E	NUECES	6/13/2013	\$7,975	\$1,595	\$6,380	\$0
AQ	45471	Dome Petrochemical, L.C.	2012-2357-AIR-E	CHAMBERS	6/13/2013	\$7,875	\$0	\$7,875	\$0
AQ	44502	Chevron Phillips Chemical Company LP	2012-1441-AIR-E	JEFFERSON	6/13/2013	\$100,000	\$0	\$50,000	\$50,000
AQ	45917	ICT Holdings, LLC	2013-0037-AIR-E	LAMB	7/19/2013	\$2,425	\$485	\$1,940	\$0

Singles Programs

Appendix 1: List of Administrative Orders Issued FY 2013

Date Range Selected : 09/01/2012 - 08/31/2013

PGM	Case No.	Respondent Name	Docket#	County	Order Date	Penalty Assessed	Penalty Deferred	Payable Amount	SEP Offset
AQ	41181	Lhoist North America of Texas, Ltd	2011-0274-AIR-E	COMAL	7/19/2013	\$7,400	\$1,480	\$5,920	\$0
AQ	46199	Pierce Metals, LLC	2013-0311-AIR-E	TOM GREEN	7/19/2013	\$1,125	\$225	\$900	\$0
AQ	46055	Craftmasters Powder Coating, Inc.	2012-2317-AIR-E	MCLENNAN	7/19/2013	\$1,500	\$300	\$1,200	\$0
AQ	45613	Leedo Manufacturing Co., L.P.	2012-2482-AIR-E	WHARTON	7/19/2013	\$5,437	\$1,087	\$4,350	\$0
AQ	45887	Rentech Nitrogen Pasadena, LLC	2013-0012-AIR-E	HARRIS	7/19/2013	\$6,563	\$1,312	\$5,251	\$0
AQ	45130	MOISES ENRIQUE MARTINEZ	2012-2016-AIR-E	FORT BEND	7/28/2013	\$1,250	\$0	\$1,250	\$0
AQ	46496	Lone Star NGL Mont Belvieu LP	2013-0586-AIR-E	HARRIS	7/28/2013	\$4,350	\$870	\$3,480	\$0
AQ	46234	KBE Inc	2013-0376-AIR-E	TARRANT	7/28/2013	\$563	\$112	\$451	\$0
AQ	45584	BJT Properties, Inc.	2012-2455-AIR-E	WHARTON	7/28/2013	\$3,075	\$0	\$3,075	\$0
AQ	46315	Celanese Ltd.	2013-0421-AIR-E	HARRIS	7/28/2013	\$3,863	\$772	\$3,091	\$0
AQ	45025	Trinity Industries, Inc.	2012-1916-AIR-E	TARRANT	7/28/2013	\$2,438	\$487	\$1,951	\$0
AQ	45822	Valero Refining-Texas, L.P.	2012-2692-AIR-E	HARRIS	7/28/2013	\$7,500	\$1,500	\$3,000	\$3,000
AQ	44841	Jang, Kevin	2012-1735-AIR-E	HARRIS	7/28/2013	\$1,688	\$0	\$1,688	\$0
AQ	46113	Staley Steel Inc	2013-0249-AIR-E	DENTON	7/28/2013	\$1,250	\$250	\$1,000	\$0
AQ	46178	PVR East Texas Gas Processing, LLC	2013-0296-AIR-E	HARRISON	7/28/2013	\$7,500	\$1,500	\$6,000	\$0
AQ	46050	EOG Resources, Inc.	2013-0205-AIR-E	HILL	7/28/2013	\$938	\$187	\$751	\$0
AQ	46053	BASF Corporation	2013-0169-AIR-E	BRAZORIA	8/3/2013	\$19,300	\$3,860	\$15,440	\$0
AQ	44962	Styrolution America LLC	2012-1839-AIR-E	HARRIS	8/3/2013	\$47,100	\$9,420	\$37,680	\$0
AQ	45586	Enterprise Products Operating LLC	2012-2454-AIR-E	HARRIS	8/3/2013	\$50,000	\$0	\$25,000	\$25,000
AQ	42740	ConocoPhillips Company	2011-1891-AIR-E	HUTCHINSON	8/3/2013	\$19,250	\$3,850	\$15,400	\$0
AQ	45758	Haldor Topsoe, Inc.	2012-2621-AIR-E	HARRIS	8/3/2013	\$10,901	\$2,180	\$8,721	\$0
AQ	45520	INVISTA S.a r.l.	2012-2392-AIR-E	HARRIS	8/3/2013	\$39,485	\$7,897	\$15,794	\$15,794
AQ	45241	LONGORIA ARIEL VICENTE	2012-2109-AIR-E	ECTOR	8/8/2013	\$2,500	\$500	\$2,000	\$0
AQ	46280	Morrow, Shaun	2013-0387-AIR-E	TARRANT	8/8/2013	\$750	\$150	\$600	\$0
AQ	46238	Leedo Manufacturing Co., L.P.	2013-0355-AIR-E	WHARTON	8/8/2013	\$3,562	\$712	\$2,850	\$0
AQ	46084	Endeavor Energy Resources, L.P.	2013-0197-AIR-E	TERRY	8/8/2013	\$3,438	\$687	\$2,751	\$0
AQ	46012	JX Nippon Chemical Texas Inc.	2013-0136-AIR-E	HARRIS	8/8/2013	\$2,475	\$495	\$1,980	\$0
AQ	46214	TEXAS INTERNATIONAL TERMINALS LTD	2013-0326-AIR-E	GALVESTON	8/8/2013	\$2,250	\$450	\$1,800	\$0
AQ	46344	Superior Energy Services, LLC	2013-0436-AIR-E	MEDINA	8/22/2013	\$1,125	\$225	\$900	\$0
AQ	46051	Strike, LLC	2013-0163-AIR-E	WEBB	8/22/2013	\$1,250	\$250	\$1,000	\$0
AQ	43711	Byrd, Pat	2012-0528-AIR-E	ZAVALA	8/23/2013	\$3,150	\$0	\$3,150	\$0
AQ	41897	Loredo Paint & Body, Inc.	2011-1017-AIR-E	KENDALL	8/23/2013	\$1,000	\$0	\$1,000	\$0
AQ	43851	Javier Rodriguez	2012-0673-AIR-E	WEBB	8/23/2013	\$1,050	\$0	\$1,050	\$0
AQ	44971	Richland Dock Works Inc.	2012-1846-AIR-E	NAVARRO	8/26/2013	\$10,000	\$0	\$10,000	\$0
AQ	45910	Chameleon Industries, Inc.	2013-0027-AIR-E	ECTOR	8/26/2013	\$15,125	\$3,025	\$12,100	\$0
AQ	45169	MEMC Pasadena, Inc.	2012-2036-AIR-E	HARRIS	8/26/2013	\$11,401	\$2,280	\$4,561	\$4,560
AQ	45954	David Peters	2013-0111-AIR-E	ECTOR	8/26/2013	\$10,000	\$0	\$10,000	\$0
AQ	46036	Huntsman Petrochemical, LLC	2013-0150-AIR-E	JEFFERSON	8/26/2013	\$13,126	\$2,625	\$5,251	\$5,250

Singles Programs

Appendix 1: List of Administrative Orders Issued FY 2013

Date Range Selected : 09/01/2012 - 08/31/2013

PGM	Case No.	Respondent Name	Docket#	County	Order Date	Penalty Assessed	Penalty Deferred	Payable Amount	SEP Offset
AQ	45291	Sid Richardson Carbon, LTD	2012-2164-AIR-E	HUTCHINSON	8/26/2013	\$10,431	\$2,086	\$8,345	\$0
Subtotal for AQ : 226						\$3,950,729	\$461,515	\$2,508,942	\$980,272
DC	44780	Dalco Solvents & Chemicals, Inc.	2012-1661-DCL-E	DALLAS	2/23/2013	\$1,000	\$200	\$800	\$0
DC	41999	Shumaker, Mary L. *	2011-1133-DCL-E	DALLAS	6/23/2013	\$5,000	\$0	\$5,000	\$0
Subtotal for DC : 2						\$6,000	\$200	\$5,800	\$0
IHW	41581	STAG MANAGEMENT INCORPORATED	2011-0663-IHW-E	DALLAS	9/29/2012	\$14,000	\$2,800	\$11,200	\$0
IHW	44070	Terra Renewal Services Inc	2012-0917-IHW-E	ANGELINA	11/11/2012	\$7,500	\$1,500	\$6,000	\$0
IHW	43483	VALADEZ, RICHARD	2012-0316-IHW-E	NUECES	11/16/2012	\$6,078	\$0	\$6,078	\$0
IHW	41387	CASTORIA, JASON	2011-0490-MLM-E	BRAZOS	12/20/2012	\$11,502	\$0	\$11,502	\$0
IHW	44295	Itasca Landfill TX, LP	2012-1140-IHW-E	HILL	2/3/2013	\$4,825	\$965	\$3,860	\$0
IHW	42575	Exide Technologies	2011-1712-IHW-E	COLLIN	2/10/2013	\$592,868	\$0	\$296,434	\$296,434
IHW	43921	Biosolids Management Group Inc *	2012-0761-IHW-E	ERATH	2/23/2013	\$6,750	\$1,350	\$5,400	\$0
IHW	43915	Universal Molding Company Inc.	2012-0744-IHW-E	ELLIS	2/24/2013	\$12,125	\$2,425	\$9,700	\$0
IHW	42491	Sweetwater Corporation	2011-1636-MLM-E	HARRIS	2/24/2013	\$91,962	\$85,813	\$6,149	\$0
IHW	41896	Alpha Omega Recycling, Inc.	2011-1015-IHW-E	GREGG	2/24/2013	\$18,750	\$3,750	\$15,000	\$0
IHW	43946	Absolute Fuels, LLC	2012-0813-IHW-E	LAMB	3/2/2013	\$1,312	\$0	\$1,312	\$0
IHW	44707	Sprint Waste Services LP	2012-1585-IHW-E	HARRIS	3/21/2013	\$3,700	\$740	\$2,960	\$0
IHW	44239	Effective Environmental, Inc.	2012-1086-IHW-E	DALLAS	3/21/2013	\$3,450	\$690	\$1,380	\$1,380
IHW	45017	MARTINEK, DONALD	2012-1915-IHW-E	DENTON	3/21/2013	\$938	\$187	\$751	\$0
IHW	44240	Schumacher International, Inc.	2012-1085-IHW-E	HARRIS	4/7/2013	\$7,022	\$1,404	\$5,618	\$0
IHW	44828	Cooper Natural Resources Inc.	2012-1719-IHW-E	GAINES	4/21/2013	\$2,140	\$428	\$1,712	\$0
IHW	44758	Exxon Mobil Corporation	2012-1630-IHW-E	HARRIS	4/27/2013	\$20,000	\$4,000	\$8,000	\$8,000
IHW	44818	Gulf West Landfill TX, LP	2012-1713-IHW-E	CHAMBERS	5/2/2013	\$9,250	\$0	\$4,625	\$4,625
IHW	45046	Lighthouse Environmental Services, Inc.	2012-1933-IHW-E	HARRIS	6/1/2013	\$4,875	\$975	\$3,900	\$0
IHW	41269	COURT, CALVIN	2011-0364-IHW-E	BOWIE	6/3/2013	\$13,000	\$0	\$13,000	\$0
IHW	37862	RIDLEHUBER, HAROLD	2012-0555-IHW-E	HILL	6/13/2013	\$12,150	\$0	\$12,150	\$0
IHW	45045	BASF Corporation	2012-1934-IHW-E	HARRIS	8/3/2013	\$47,700	\$9,540	\$38,160	\$0
IHW	45131	The Dow Chemical Company	2012-2015-IHW-E	BRAZORIA	8/3/2013	\$51,380	\$10,276	\$20,552	\$20,552
Subtotal for IHW : 23						\$943,277	\$126,843	\$485,443	\$330,991
MSW	42894	James Barnes Ranch	2011-2039-MSW-E	REEVES	9/16/2012	\$7,875	\$0	\$7,875	\$0
MSW	41980	Construction Waste Recycler of Texas L.L.C.	2011-1095-MSW-E	TRAVIS	9/16/2012	\$3,000	\$0	\$3,000	\$0
MSW	43106	Liberty Tire Recycling, LLC	2011-2262-MSW-E	BEXAR	9/16/2012	\$3,000	\$600	\$2,400	\$0
MSW	43607	Beck's Texas Tire Terminal, Inc.	2012-0467-MSW-E	TARRANT	9/29/2012	\$23,026	\$4,605	\$18,421	\$0
MSW	42485	LOPEZ, MARCELINO	2011-1625-MSW-E	HIDALGO	9/29/2012	\$22,500	\$21,300	\$1,200	\$0
MSW	43082	RAMIREZ, ERNESTO E	2011-2248-MSW-E	BEE	10/19/2012	\$33,750	\$0	\$33,750	\$0
MSW	32440	FLORES, ESTUBERTO JR	2010-1898-MSW-E	HIDALGO	10/19/2012	\$3,125	\$0	\$3,125	\$0
MSW	5269	MATHIS, GEORGE	2012-0418-MSW-E	GONZALES	10/19/2012	\$35,000	\$0	\$35,000	\$0
MSW	42756	Synergy Management Group, L.L.C.	2011-1909-MSW-E	HASKELL	10/19/2012	\$22,200	\$0	\$22,200	\$0

Singles Programs

Appendix 1: List of Administrative Orders Issued FY 2013

Date Range Selected : 09/01/2012 - 08/31/2013

PGM	Case No.	Respondent Name	Docket#	County	Order Date	Penalty Assessed	Penalty Deferred	Payable Amount	SEP Offset
MSW	43226	Jeff Barosh LLC	2012-0027-MSW-E	GALVESTON	10/19/2012	\$3,750	\$0	\$3,750	\$0
MSW	43783	HINOJOSA, ANDREW	2012-0596-MSW-E	MARTIN	11/11/2012	\$2,625	\$525	\$2,100	\$0
MSW	43119	ALAMO RECYCLE CENTERS LLC	2011-2278-MSW-E	BEXAR	11/12/2012	\$1,983	\$0	\$1,983	\$0
MSW	43220	ALAMO RECYCLE CENTERS LLC	2012-0016-MSW-E	TAYLOR	11/12/2012	\$1,310	\$0	\$1,310	\$0
MSW	42239	Schoppe Auto Supply, Inc.	2011-1401-MLM-E	BURLESON	11/16/2012	\$6,562	\$0	\$6,562	\$0
MSW	43870	Skinner Lands Carrollton, LLC	2012-0693-MSW-E	DENTON	11/22/2012	\$3,925	\$785	\$3,140	\$0
MSW	42419	Bulldog Tire Recycling, Inc.	2011-1549-MSW-E	HARRIS	11/30/2012	\$45,000	\$0	\$45,000	\$0
MSW	43348	City of Mart	2012-0162-MSW-E	MCLENNAN	12/15/2012	\$8,175	\$1,635	\$6,540	\$0
MSW	43378	UNDERWOOD, JACKIE C	2012-0195-MSW-E	WISE	12/15/2012	\$47,500	\$9,500	\$38,000	\$0
MSW	43683	NAVARETTE, RENE	2012-0494-MLM-E	HUDSPETH	12/20/2012	\$3,150	\$0	\$3,150	\$0
MSW	44249	HURST, HOWARD	2012-1097-MSW-E	MCCULLOCH	1/12/2013	\$1,187	\$237	\$950	\$0
MSW	44427	GARCIA, ROBERT	2012-1291-MSW-E	HIDALGO	1/12/2013	\$3,750	\$750	\$3,000	\$0
MSW	41250	SCROGGINS, JAMES S	2011-0337-MSW-E	HARRIS	2/1/2013	\$1,020	\$0	\$1,020	\$0
MSW	43800	HELMS, TODD	2012-0620-MSW-E	JASPER	2/3/2013	\$262	\$52	\$210	\$0
MSW	43778	Duval County	2012-0597-MSW-E	DUVAL	2/10/2013	\$8,915	\$1,783	\$0	\$7,132
MSW	43578	Davis, Daniel L *	2012-0395-MSW-E	DENTON	2/10/2013	\$7,850	\$0	\$7,850	\$0
MSW	44056	B-S Cartage, Inc.	2012-0898-MSW-E	TRAVIS	2/24/2013	\$11,780	\$2,356	\$9,424	\$0
MSW	43869	Hearthstone Properties, Delaware, LLC	2012-0691-MSW-E	TARRANT	2/24/2013	\$7,750	\$0	\$7,750	\$0
MSW	42490	Southeast Texas Trees LLC *	2011-1629-MSW-E	MONTGOMERY	2/24/2013	\$16,800	\$0	\$16,800	\$0
MSW	44011	GARCIA, ERNESTO	2012-0859-MSW-E	CAMERON	3/2/2013	\$1,275	\$0	\$1,275	\$0
MSW	44467	TRIPLETT, MARVIN *	2012-1323-MSW-E	DALLAS	3/3/2013	\$2,500	\$500	\$2,000	\$0
MSW	44330	Natural Waste Solutions, Inc.	2012-1184-MSW-E	MONTGOMERY	3/3/2013	\$7,469	\$1,493	\$5,976	\$0
MSW	44573	PEREZ, JOSE LUIS	2012-1431-MLM-E	BROOKS	3/3/2013	\$1,574	\$314	\$1,260	\$0
MSW	42079	Kelly Harris DBA Kelly Harris Tire Wrecker and Quick Lube	2011-1216-MSW-E	HENDERSON	3/9/2013	\$17,500	\$0	\$17,500	\$0
MSW	44138	Fogle David dba Enviro Waste Systems	2012-0997-MSW-E	SAN JACINTO	3/9/2013	\$7,875	\$1,575	\$6,300	\$0
MSW	43334	C.J. Resources, INC.	2012-0146-MSW-E	HARRIS	3/15/2013	\$2,326	\$0	\$2,326	\$0
MSW	44320	SHAW, GAIL P *	2012-1185-MSW-E	TARRANT	3/21/2013	\$3,750	\$750	\$3,000	\$0
MSW	44821	TGU, LLC	2012-1711-MSW-E	HARRIS	3/21/2013	\$2,500	\$500	\$2,000	\$0
MSW	43970	RUSSELL, KEN	2012-0803-MSW-E	MEDINA	3/29/2013	\$3,750	\$0	\$3,750	\$0
MSW	43256	ENRIQUE GARCIA PROPERTY	2012-0064-MSW-E	STARR	4/7/2013	\$3,750	\$2,550	\$1,200	\$0
MSW	45145	NGUYEN, DUY	2012-2024-MSW-E	JEFFERSON	4/21/2013	\$262	\$52	\$210	\$0
MSW	45247	City Of Levelland	2012-2121-MSW-E	HOCKLEY	4/21/2013	\$1,125	\$225	\$900	\$0
MSW	45023	City of Del Rio	2012-1914-MSW-E	VAL VERDE	4/27/2013	\$18,750	\$3,750	\$15,000	\$0
MSW	43269	ALLEN, SUE	2012-0111-MSW-E	NUECES	4/29/2013	\$6,300	\$0	\$6,300	\$0
MSW	43701	City of Carrizo Springs	2012-0513-MSW-E	DIMMIT	5/2/2013	\$20,165	\$4,033	\$16,132	\$0
MSW	45300	CLEAN EARTH SOLUTIONS, INC.	2012-2162-MSW-E	COMAL	5/11/2013	\$5,000	\$1,000	\$4,000	\$0
MSW	43016	Los Ebanos Land & Cattle Company, LLC	2011-2190-MSW-E	HIDALGO	5/22/2013	\$15,000	\$0	\$15,000	\$0
MSW	45767	City of Woodville	2012-2624-MSW-E	TYLER	6/1/2013	\$1,250	\$250	\$1,000	\$0

Singles Programs

Appendix 1: List of Administrative Orders Issued FY 2013

Date Range Selected : 09/01/2012 - 08/31/2013

PGM	Case No.	Respondent Name	Docket#	County	Order Date	Penalty Assessed	Penalty Deferred	Payable Amount	SEP Offset
MSW	43016	City of Sullivan City	2011-2190-MSW-E	HIDALGO	6/3/2013	\$15,000	\$0	\$15,000	\$0
MSW	45184	Hodgson, Julie	2012-2077-MSW-E	POLK	6/13/2013	\$7,750	\$1,550	\$6,200	\$0
MSW	43802	MENN, BRANDON *	2012-0623-MLM-E	SAN PATRICIO	6/13/2013	\$12,075	\$0	\$12,075	\$0
MSW	45143	Abel Becerra Jr.	2012-2062-MSW-E	CAMERON	6/23/2013	\$30,000	\$0	\$30,000	\$0
MSW	41927	Penny Cable	2011-1053-MSW-E	MONTAGUE	7/3/2013	\$7,500	\$0	\$7,500	\$0
MSW	45070	CALHOUN, JACK	2012-1948-MSW-E	HAMILTON	7/17/2013	\$1,312	\$0	\$1,312	\$0
MSW	41124	Michael E. Smith *	2011-0311-MSW-E	HUTCHINSON	7/17/2013	\$8,500	\$0	\$8,500	\$0
MSW	45167	HITECH SALVAGE & DEMOLITION, LLC	2012-2043-MSW-E	HARDIN	7/28/2013	\$1,312	\$0	\$1,312	\$0
MSW	45416	Pro Star Roll-off Dumpsters LLC	2012-2287-MSW-E	BEXAR	7/28/2013	\$3,000	\$600	\$2,400	\$0
MSW	45272	William Bartley Duncan	2012-2163-MLM-E	NACOGDOCHES	8/23/2013	\$1,049	\$0	\$1,049	\$0
MSW	31443	Starr County	2013-0134-MSW-E	STARR	8/26/2013	\$6,000	\$0	\$6,000	\$0
Subtotal for MSW : 58						\$552,389	\$63,270	\$481,987	\$7,132
OL	42726	DARQUEA, ROD	2011-1878-LII-E	DALLAS	9/6/2012	\$742	\$0	\$742	\$0
OL	44297	DAVIS, THOMAS W	2012-1142-WOC-E	ROCKWALL	9/16/2012	\$175	\$0	\$175	\$0
OL	44307	YOUNG, MONTE T	2012-1158-WOC-E	BAYLOR	9/16/2012	\$175	\$0	\$175	\$0
OL	42919	HERNANDEZ, MARCIAL	2011-2064-LII-E	HARRIS	9/16/2012	\$745	\$0	\$745	\$0
OL	43246	CLAMPITT, MARK A	2012-0035-LII-E	DALLAS	9/16/2012	\$127	\$25	\$102	\$0
OL	43534	CLAMPITT, MARK A	2012-0361-LII-E	DALLAS	9/30/2012	\$1,207	\$241	\$966	\$0
OL	43470	WALLACE, KORY B	2012-0293-LII-E	WILLIAMSON	10/11/2012	\$867	\$0	\$867	\$0
OL	43403	PADDACK, MICHAEL J	2012-0237-LII-E	TRAVIS	10/19/2012	\$1,968	\$0	\$1,968	\$0
OL	42838	SIRGO, CARLOS A	2011-2021-WOC-E	WILLIAMSON	10/19/2012	\$742	\$0	\$742	\$0
OL	42277	GRACIA, JUAN C	2011-1431-LII-E	JOHNSON	11/12/2012	\$188	\$0	\$188	\$0
OL	44227	GUEVARA, MANUEL	2012-1080-LII-E	TARRANT	11/22/2012	\$792	\$158	\$634	\$0
OL	44732	SCHULTZ, JIM	2012-1615-WOC-E	HARRIS	11/22/2012	\$175	\$0	\$175	\$0
OL	43665	HUNT, ROBERT LEROY JR	2012-0479-LII-E	WILLIAMSON	11/22/2012	\$929	\$185	\$744	\$0
OL	44734	RUIZ, SAL	2012-1613-WOC-E	DALLAS	11/22/2012	\$175	\$0	\$175	\$0
OL	41357	MENDEZ, ARNOLD C JR	2011-0452-LII-E	MONTGOMERY	12/16/2012	\$575	\$115	\$460	\$0
OL	42478	MIDDLETON, TERRY LEE	2011-1630-LII-E	TARRANT	12/20/2012	\$275	\$0	\$275	\$0
OL	44225	REISER, KATHERINE	2012-1072-LII-E	TARRANT	1/12/2013	\$237	\$47	\$190	\$0
OL	44930	Juan Schultz	2012-1803-WOC-E	HARRIS	1/12/2013	\$175	\$0	\$175	\$0
OL	45129	THOMAS, ROBERT C	2012-2004-WOC-E	BELL	2/3/2013	\$175	\$0	\$175	\$0
OL	45128	JOHNSON, LEONARD M	2012-2005-WOC-E	DALLAS	2/23/2013	\$175	\$0	\$175	\$0
OL	44355	GAINER, JENSON L	2012-1214-LII-E	TARRANT	3/15/2013	\$682	\$0	\$682	\$0
OL	45537	HEADRICK, JEFF RAINEY	2012-2395-WOC-E	HARDIN	3/21/2013	\$175	\$0	\$175	\$0
OL	45326	WOODS, BRIAN H SR	2012-2181-WOC-E	VAL VERDE	3/21/2013	\$175	\$0	\$175	\$0
OL	45607	JAMES, GARY W	2012-2472-WOC-E	OLDHAM	3/21/2013	\$175	\$0	\$175	\$0
OL	44440	MEIJER, MARCEL	2012-1306-LII-E	HARRIS	3/21/2013	\$131	\$26	\$105	\$0
OL	44059	Ryan Branch	2012-0903-LII-E	FISHER	4/8/2013	\$999	\$0	\$999	\$0

Singles Programs

Appendix 1: List of Administrative Orders Issued FY 2013

Date Range Selected : 09/01/2012 - 08/31/2013

PGM	Case No.	Respondent Name	Docket#	County	Order Date	Penalty Assessed	Penalty Deferred	Payable Amount	SEP Offset
OL	43746	HAWKINS, PAUL K	2012-0605-LII-E	TRAVIS	5/17/2013	\$861	\$0	\$861	\$0
OL	44608	ARBOGUST, JEFF A	2012-1513-LII-E	TRAVIS	5/22/2013	\$1,393	\$0	\$1,393	\$0
OL	44974	HERNANDEZ, JOHNNY L	2012-1854-LII-E	BEXAR	5/23/2013	\$1,186	\$0	\$1,186	\$0
OL	46321	MEYER, JARROD L	2013-0483-WOC-E	SMITH	6/8/2013	\$175	\$0	\$175	\$0
OL	45689	Dharell G. Campbell Jr.	2012-2545-WOC-E	VAL VERDE	6/27/2013	\$2,750	\$550	\$2,200	\$0
OL	46532	Michael Rohe	2013-0614-WOC-E	DALLAS	6/27/2013	\$175	\$0	\$175	\$0
OL	45373	Jon Zertuche	2012-2258-LII-E	BEXAR	6/27/2013	\$952	\$190	\$762	\$0
OL	44499	SANCHEZ, ESTEBAN PRADO SR	2012-1400-LII-E	GRAYSON	7/3/2013	\$5,384	\$0	\$5,384	\$0
OL	44803	Henry Peeples	2012-1747-LII-E	DALLAS	7/19/2013	\$1,097	\$219	\$878	\$0
OL	45072	Eric Blakley	2012-1956-LII-E	HARRIS	7/28/2013	\$947	\$0	\$947	\$0
OL	44457	MOGONYE, STEPHEN M	2012-1320-LII-E	CHAMBERS	7/28/2013	\$525	\$0	\$525	\$0
OL	39976	Stephen C Claybourn	2010-1091-LII-E	PARKER	8/8/2013	\$500	\$100	\$400	\$0
OL	46807	WOLF, BRAD A	2013-0930-LII-E	TARRANT	8/22/2013	\$175	\$0	\$175	\$0
OL	46808	CROCKER, MICHAEL	2013-0914-LII-E	ELLIS	8/22/2013	\$175	\$0	\$175	\$0
OL	45209	Sailer, Craig	2012-2079-LII-E	HARRIS	8/23/2013	\$936	\$0	\$936	\$0
Subtotal for OL : 41						\$30,187	\$1,856	\$28,331	\$0
PST	41838	Griggs Shell Enterprises, L.L.C.	2011-0942-PST-E	HARRIS	9/6/2012	\$11,075	\$0	\$11,075	\$0
PST	43782	Sunset Enterprises Inc.	2012-0591-PST-E	CHEROKEE	9/16/2012	\$1,350	\$0	\$1,350	\$0
PST	43381	NORTH COASTAL GROUP INC	2012-0186-PST-E	WISE	9/16/2012	\$3,879	\$775	\$3,104	\$0
PST	42933	RASHID, HOMAYON	2011-2085-PST-E	MADISON	9/16/2012	\$2,703	\$0	\$2,703	\$0
PST	43421	Addison Enterprises Inc.	2012-0275-PST-E	*MULTIPLE	9/16/2012	\$5,274	\$1,054	\$4,220	\$0
PST	43140	Spar Sales, Inc.	2012-0045-PST-E	ELLIS	9/16/2012	\$2,629	\$525	\$2,104	\$0
PST	43325	Kemp Isd	2012-0140-PST-E	KAUFMAN	9/16/2012	\$2,500	\$500	\$2,000	\$0
PST	43183	Allan Clark	2011-2343-PST-E	ELLIS	9/16/2012	\$6,958	\$1,391	\$5,567	\$0
PST	42744	Universal Enterprises, Inc.	2011-1899-PST-E	HARRIS	9/16/2012	\$2,650	\$0	\$2,650	\$0
PST	43697	D.N.D. Corporation	2012-0522-PST-E	DALLAS	9/16/2012	\$2,600	\$520	\$2,080	\$0
PST	41399	TERRYS SUPERMARKET 8 INC	2011-0487-PST-E	DALLAS	9/16/2012	\$6,134	\$0	\$6,134	\$0
PST	43661	Ash-Jen Properties, Inc.	2012-0463-PST-E	NUECES	9/16/2012	\$7,500	\$1,500	\$6,000	\$0
PST	43385	League City Interests, Inc.	2012-0190-PST-E	GALVESTON	9/16/2012	\$3,299	\$0	\$3,299	\$0
PST	43383	Valero Express Mart, Inc.	2012-0184-PST-E	HARRIS	9/16/2012	\$4,500	\$900	\$3,600	\$0
PST	43071	Berkeley First City, L.P.	2011-2215-PST-E	DALLAS	9/16/2012	\$7,437	\$1,487	\$5,950	\$0
PST	43317	City of Paris	2012-0139-PST-E	LAMAR	9/16/2012	\$2,000	\$400	\$1,600	\$0
PST	43689	Harris County	2012-0491-PST-E	HARRIS	9/16/2012	\$2,250	\$450	\$0	\$1,800
PST	41824	T C Jester Mobil, Inc.	2011-0944-PST-E	HARRIS	9/16/2012	\$2,250	\$0	\$2,250	\$0
PST	42798	PURI INVESTMENTS, L.L.C.	2011-1934-PST-E	HARRIS	9/16/2012	\$2,004	\$400	\$1,604	\$0
PST	43270	North Texas Fixture Company, Inc.	2012-0076-PST-E	WISE	9/16/2012	\$2,004	\$0	\$2,004	\$0
PST	41462	PRESTON, JULIAN	2011-0559-PST-E	HARRIS	9/16/2012	\$5,250	\$0	\$5,250	\$0
PST	43593	Dalhart Independent School District	2012-0405-PST-E	DALLAM	9/16/2012	\$3,375	\$675	\$2,700	\$0

Singles Programs

Appendix 1: List of Administrative Orders Issued FY 2013

Date Range Selected : 09/01/2012 - 08/31/2013

PGM	Case No.	Respondent Name	Docket#	County	Order Date	Penalty Assessed	Penalty Deferred	Payable Amount	SEP Offset
PST	43528	Overseas Enterprises USA, Inc.	2012-0351-PST-E	ORANGE	9/16/2012	\$3,809	\$761	\$3,048	\$0
PST	43238	Real International Inc	2012-0032-PST-E	HENDERSON	9/16/2012	\$3,388	\$677	\$2,711	\$0
PST	43288	Jolly Dreams Corporation	2012-0088-PST-E	FREESTONE	9/16/2012	\$5,000	\$1,000	\$4,000	\$0
PST	43840	SFN Texas Inc	2012-0662-PST-E	CHEROKEE	9/16/2012	\$1,875	\$375	\$1,500	\$0
PST	43507	American Honda Motor Co., Inc.	2012-0324-PST-E	DALLAS	9/16/2012	\$1,000	\$200	\$800	\$0
PST	43825	BSL Golf Corp. *	2012-0652-PST-E	HARRIS	9/16/2012	\$2,500	\$500	\$2,000	\$0
PST	42926	I R ENTERPRISES INC	2011-2075-PST-E	HARRIS	9/16/2012	\$4,451	\$890	\$3,561	\$0
PST	43303	JARVIS, FASHION A	2012-0102-PST-E	NEWTON	9/16/2012	\$5,100	\$1,020	\$4,080	\$0
PST	42425	Buccaneer Food Stores Inc.	2011-1557-PST-E	WASHINGTON	9/16/2012	\$3,629	\$0	\$3,629	\$0
PST	43747	ZS QUICK STOP, INC.	2012-0562-PST-E	BEXAR	9/16/2012	\$4,258	\$851	\$3,407	\$0
PST	43479	16303 FOOD STORE ASSOCIATES, INC.	2012-0286-PST-E	FORT BEND	9/16/2012	\$3,050	\$610	\$2,440	\$0
PST	43159	Overton Stop & Save, Inc.	2012-0080-PST-E	DALLAS	9/16/2012	\$2,250	\$450	\$1,800	\$0
PST	43266	Texas Department of Transportation	2012-0109-PST-E	LIMESTONE	9/16/2012	\$2,500	\$500	\$0	\$2,000
PST	43311	Mukhi Petroleum LLC	2012-0117-PST-E	TARRANT	9/16/2012	\$2,750	\$550	\$2,200	\$0
PST	43516	Bexar County	2012-0328-PST-E	BEXAR	9/16/2012	\$2,250	\$450	\$1,800	\$0
PST	43659	STEPHEN, SIMON	2012-0464-PST-E	HARRIS	9/16/2012	\$4,270	\$854	\$3,416	\$0
PST	43613	Istar Investment, Inc.	2012-0456-PST-E	BEXAR	9/16/2012	\$7,500	\$1,500	\$6,000	\$0
PST	43681	All Seasons Center LLC	2012-0488-PST-E	HARRIS	9/16/2012	\$3,632	\$726	\$2,906	\$0
PST	43366	Sabir Inc.	2012-0179-PST-E	JEFFERSON	9/16/2012	\$6,548	\$0	\$6,548	\$0
PST	43219	McCraw Oil Company, Inc.	2012-0013-PST-E	FANNIN	9/16/2012	\$2,500	\$500	\$2,000	\$0
PST	43493	HANG, LIM	2012-0313-PST-E	HOPKINS	9/16/2012	\$2,005	\$401	\$1,604	\$0
PST	43282	Chen Sunshine, Inc.	2012-0073-PST-E	HENDERSON	9/19/2012	\$3,633	\$0	\$3,633	\$0
PST	43112	B. K. Trading, Inc.	2012-0110-PST-E	LAMAR	9/19/2012	\$28,851	\$0	\$28,851	\$0
PST	43447	F & N Food Market Enterprises II, Ltd.	2012-0281-PST-E	BRAZOS	9/29/2012	\$11,506	\$2,301	\$9,205	\$0
PST	43448	MOSIK, Inc.	2012-0278-PST-E	HARRIS	9/29/2012	\$9,711	\$1,942	\$7,769	\$0
PST	43492	SAT Malik LLC	2012-0307-PST-E	SAN PATRICIO	9/29/2012	\$8,124	\$1,624	\$6,500	\$0
PST	43367	Kenneth Dupuis	2012-0192-PST-E	ORANGE	9/29/2012	\$7,650	\$1,530	\$6,120	\$0
PST	43324	B. K. Trading, Inc.	2012-0126-PST-E	LAMAR	9/30/2012	\$3,275	\$655	\$2,620	\$0
PST	43899	BASHIR PETROLEUM, INC.	2012-0724-PST-E	MONTGOMERY	9/30/2012	\$3,838	\$767	\$3,071	\$0
PST	43658	S. M. Moon Investments Corporation	2012-0465-PST-E	DALLAS	9/30/2012	\$3,675	\$735	\$2,940	\$0
PST	41106	AM/PM Grocery, Inc.	2011-0201-PST-E	TRAVIS	9/30/2012	\$1,875	\$375	\$1,500	\$0
PST	43610	HERNANDEZ, OSCAR	2012-0417-PST-E	HUTCHINSON	9/30/2012	\$6,013	\$1,202	\$4,811	\$0
PST	43625	GLASS, NOELLE *	2012-0461-PST-E	FREESTONE	9/30/2012	\$7,500	\$1,500	\$6,000	\$0
PST	42720	Ikoankar LLC	2011-1887-PST-E	ECTOR	9/30/2012	\$6,379	\$1,275	\$5,104	\$0
PST	43488	Bonham Concrete INC.	2012-0308-PST-E	FANNIN	9/30/2012	\$1,606	\$321	\$1,285	\$0
PST	43873	Michelle Enterprises, Inc.	2012-0694-PST-E	DALLAS	9/30/2012	\$1,754	\$350	\$1,404	\$0
PST	43796	CROWN RETAIL BUSINESS CORPORATION	2012-0613-PST-E	HARRIS	9/30/2012	\$5,000	\$1,000	\$4,000	\$0
PST	43722	Hemphill Independent School District	2012-0541-PST-E	SABINE	9/30/2012	\$4,500	\$900	\$0	\$3,600

Singles Programs

Appendix 1: List of Administrative Orders Issued FY 2013

Date Range Selected : 09/01/2012 - 08/31/2013

PGM	Case No.	Respondent Name	Docket#	County	Order Date	Penalty Assessed	Penalty Deferred	Payable Amount	SEP Offset
PST	43515	GLOBAL JUBILEE 2007 INC.	2012-0329-PST-E	FREESTONE	9/30/2012	\$5,128	\$1,025	\$4,103	\$0
PST	44062	Everest Financial Corporation	2012-0910-PST-E	DALLAS	9/30/2012	\$4,000	\$800	\$3,200	\$0
PST	44040	THE METHODIST HOSPITAL	2012-0881-PST-E	HARRIS	9/30/2012	\$2,250	\$450	\$1,800	\$0
PST	43678	All Saints Corporation	2012-0506-PST-E	HARRIS	9/30/2012	\$1,370	\$274	\$1,096	\$0
PST	43727	AWSH-Q INC.	2012-0551-PST-E	CALDWELL	9/30/2012	\$2,636	\$527	\$2,109	\$0
PST	43642	Omar Saif Enterprises, Inc	2012-0445-PST-E	DALLAS	9/30/2012	\$4,128	\$825	\$3,303	\$0
PST	42219	United Fortune Enterprise, Inc.	2011-1362-PST-E	LAMAR	10/11/2012	\$2,629	\$0	\$2,629	\$0
PST	42460	GHENE, MOHAMMAD A	2011-1606-PST-E	SMITH	10/11/2012	\$6,500	\$0	\$6,500	\$0
PST	43247	GOLDEN 07 ENTERPRISES, INC.	2012-0046-PST-E	HARRIS	10/11/2012	\$3,825	\$0	\$3,825	\$0
PST	41757	FOTY LLC	2011-0864-PST-E	HARRIS	10/11/2012	\$2,975	\$0	\$2,975	\$0
PST	43540	MAYFIELD, ALSENIA M	2012-0346-PST-E	DALLAM	10/11/2012	\$2,634	\$0	\$2,634	\$0
PST	42823	CRYSTAL INTERNATIONAL, INC.	2011-1963-PST-E	DALLAS	10/11/2012	\$6,249	\$0	\$6,249	\$0
PST	43444	Speedy K Market, Inc.	2012-0274-PST-E	DALLAS	10/11/2012	\$5,000	\$0	\$5,000	\$0
PST	43104	Do's Investment Inc.	2011-2254-PST-E	HARRIS	10/11/2012	\$2,500	\$0	\$2,500	\$0
PST	43836	FALCON BROTHERS INC	2012-0663-PST-E	ORANGE	10/11/2012	\$1,587	\$0	\$1,587	\$0
PST	42646	Adico Enterprises Inc.	2011-1793-PST-E	HARRIS	10/11/2012	\$5,129	\$0	\$5,129	\$0
PST	42788	E.Y.C. Corporation	2011-1951-PST-E	DALLAS	10/11/2012	\$7,295	\$0	\$7,295	\$0
PST	43482	Brazos County	2012-0300-PST-E	BRAZOS	10/11/2012	\$6,250	\$0	\$0	\$6,250
PST	43073	Puri Enterprises Inc *	2011-2261-PST-E	WASHINGTON	10/11/2012	\$2,629	\$0	\$2,629	\$0
PST	43551	NGUYEN, TOM	2012-0343-PST-E	HARRIS	10/13/2012	\$2,105	\$421	\$1,684	\$0
PST	43837	MAPT Corporation	2012-0670-PST-E	ANDERSON	10/13/2012	\$2,500	\$500	\$2,000	\$0
PST	44096	MRA Foods, Inc.	2012-0939-PST-E	BEXAR	10/13/2012	\$2,500	\$500	\$2,000	\$0
PST	43573	Chwiki Corp.	2012-0374-PST-E	DALLAS	10/13/2012	\$5,309	\$1,061	\$4,248	\$0
PST	44069	Escondido Plaza Inc.	2012-0916-PST-E	BRAZORIA	10/13/2012	\$2,625	\$525	\$2,100	\$0
PST	43788	LIM, KEN	2012-0589-PST-E	DALLAS	10/13/2012	\$2,430	\$486	\$1,944	\$0
PST	43932	Saif Malik Enterprises, Inc.	2012-0764-PST-E	HARRIS	10/13/2012	\$1,925	\$385	\$1,540	\$0
PST	44016	BALDRIDGE, CHIL L	2012-0854-PST-E	HARRIS	10/13/2012	\$6,500	\$1,300	\$5,200	\$0
PST	43968	Texas Lone Star Group, Inc.	2012-0788-PST-E	DALLAS	10/13/2012	\$2,055	\$411	\$1,644	\$0
PST	43855	Westwood Independent School District	2012-0681-PST-E	ANDERSON	10/13/2012	\$1,000	\$200	\$800	\$0
PST	43983	Cherokee County	2012-0832-PST-E	CHEROKEE	10/13/2012	\$1,875	\$375	\$1,500	\$0
PST	43560	Terrell Trading Company Inc.	2012-0370-PST-E	KAUFMAN	10/13/2012	\$3,288	\$657	\$2,631	\$0
PST	43949	KRUG, CELIA *	2012-0799-PST-E	HANSFORD	10/13/2012	\$2,005	\$401	\$1,604	\$0
PST	43952	Hopi River, Inc.	2012-0798-PST-E	WHEELER	10/13/2012	\$3,378	\$675	\$2,703	\$0
PST	43684	East Bengal Corporation	2012-0493-PST-E	DALLAS	10/13/2012	\$2,695	\$539	\$2,156	\$0
PST	43944	City of Houston	2012-0769-PST-E	HARRIS	10/13/2012	\$2,550	\$510	\$2,040	\$0
PST	43609	Gerry Harris	2012-0411-PST-E	FREESTONE	10/13/2012	\$5,000	\$1,000	\$4,000	\$0
PST	43976	M/A/R/C INC.	2012-0835-PST-E	DALLAS	10/13/2012	\$1,300	\$260	\$1,040	\$0
PST	43879	Reddy-Gator, Inc.	2012-0740-PST-E	JEFFERSON	10/13/2012	\$1,687	\$337	\$1,350	\$0

Singles Programs

Appendix 1: List of Administrative Orders Issued FY 2013

Date Range Selected : 09/01/2012 - 08/31/2013

PGM	Case No.	Respondent Name	Docket#	County	Order Date	Penalty Assessed	Penalty Deferred	Payable Amount	SEP Offset
PST	43600	Guardian Building Products Distribution, Inc.	2012-0436-PST-E	DALLAS	10/13/2012	\$2,625	\$525	\$2,100	\$0
PST	44014	SWOORUP TRADELINK LLC	2012-0855-PST-E	DALLAS	10/13/2012	\$3,500	\$700	\$2,800	\$0
PST	43903	Kawal Financial, Inc.	2012-0723-PST-E	DALLAS	10/13/2012	\$3,850	\$770	\$3,080	\$0
PST	41970	Leander ISD	2011-1074-PST-E	WILLIAMSON	10/13/2012	\$1,875	\$375	\$1,500	\$0
PST	42969	Roman C-Store, Inc.	2011-2131-PST-E	DALLAS	10/13/2012	\$2,945	\$589	\$2,356	\$0
PST	42126	SALEEM, MOHAMMAD	2011-1273-PST-E	JOHNSON	10/13/2012	\$2,500	\$500	\$2,000	\$0
PST	43789	Harcham & Puneet Bhullar, INC.	2012-0617-PST-E	DALLAS	10/13/2012	\$2,550	\$510	\$2,040	\$0
PST	43080	SHREEDHAR CORPORATION INC	2011-2244-PST-E	LUBBOCK	10/19/2012	\$17,313	\$0	\$17,313	\$0
PST	41766	Accel Quick Stop, Inc.	2011-0882-PST-E	TARRANT	10/19/2012	\$3,000	\$0	\$3,000	\$0
PST	42920	HOK, KONG C	2011-2067-PST-E	DALLAS	10/19/2012	\$5,100	\$0	\$5,100	\$0
PST	43605	SMAD ENTERPRISES INC.	2012-0403-PST-E	HARRIS	10/19/2012	\$6,368	\$0	\$6,368	\$0
PST	43069	Pleasanton Retail, Inc.	2011-2263-PST-E	BEXAR	10/19/2012	\$10,126	\$0	\$10,126	\$0
PST	43169	Absolute Fuels, LLC	2011-2326-PST-E	LUBBOCK	10/19/2012	\$8,750	\$0	\$8,750	\$0
PST	41203	ATTAYI, ALI	2011-0296-PST-E	HARRIS	10/19/2012	\$10,273	\$0	\$10,273	\$0
PST	43193	DURHAM, MONSON LEE	2011-2356-PST-E	HARRIS	10/19/2012	\$5,500	\$0	\$5,500	\$0
PST	43127	SUL'Z INTERNATIONAL INC	2011-2283-PST-E	BEXAR	10/19/2012	\$19,734	\$0	\$19,734	\$0
PST	43094	B. K. Trading, Inc.	2011-2237-PST-E	LAMAR	10/19/2012	\$3,631	\$0	\$3,631	\$0
PST	43133	Quick Shop, Inc.	2011-2290-PST-E	JEFFERSON	10/19/2012	\$21,135	\$0	\$21,135	\$0
PST	42769	Malik Group, Inc.	2011-1916-PST-E	DENTON	10/19/2012	\$20,959	\$0	\$20,959	\$0
PST	41327	Vicente Munoz	2011-0412-PST-E	ZAVALA	10/19/2012	\$2,625	\$0	\$2,625	\$0
PST	42596	Alexis To Kik	2011-1783-PST-E	NACOGDOCHES	10/19/2012	\$13,926	\$0	\$13,926	\$0
PST	43184	S & J Oil Company Inc.	2011-2341-PST-E	COOKE	10/19/2012	\$9,038	\$0	\$9,038	\$0
PST	43666	SONIA AND BPSC INC.	2012-0525-PST-E	PALO PINTO	10/26/2012	\$7,500	\$1,500	\$6,000	\$0
PST	43565	Pacer LLC	2012-0393-PST-E	DALLAS	10/26/2012	\$2,300	\$460	\$1,840	\$0
PST	43705	W B DIAMOND INVESTMENTS, INC	2012-0521-PST-E	DALLAS	10/26/2012	\$5,129	\$1,025	\$4,104	\$0
PST	43806	The University of Texas M D Anderson Cancer Center	2012-0628-PST-E	HARRIS	10/26/2012	\$1,925	\$385	\$1,540	\$0
PST	44091	City of Carrollton	2012-0925-PST-E	DALLAS	10/26/2012	\$4,313	\$862	\$0	\$3,451
PST	43900	Noble Investments, LLC	2012-0715-PST-E	DALLAS	10/26/2012	\$2,550	\$510	\$2,040	\$0
PST	43761	Methab Corporation, Inc.	2012-0584-PST-E	HARRIS	10/26/2012	\$2,550	\$510	\$2,040	\$0
PST	43881	GLASS TEXACO DISTRIBUTORS INC	2012-0698-PST-E	CHEROKEE	10/26/2012	\$2,500	\$500	\$2,000	\$0
PST	44256	ARNOLD, DONNA P	2012-1108-PST-E	PANOLA	10/26/2012	\$5,755	\$1,151	\$4,604	\$0
PST	43699	AL-NOR CORPORATION	2012-0515-PST-E	HARRIS	10/26/2012	\$4,007	\$801	\$3,206	\$0
PST	43835	HESS, JAKE	2012-0664-PST-E	GRAY	10/26/2012	\$3,737	\$747	\$2,990	\$0
PST	44131	City of Houston	2012-0980-PST-E	HARRIS	10/26/2012	\$1,500	\$300	\$1,200	\$0
PST	44145	Longview Independent School District	2012-0985-PST-E	GREGG	10/26/2012	\$1,875	\$375	\$1,500	\$0
PST	43961	Kaising, Inc.	2012-0793-PST-E	HARRIS	10/26/2012	\$3,290	\$658	\$2,632	\$0
PST	43474	HEMANI, FAISAL	2012-0289-PST-E	RAINS	10/26/2012	\$2,629	\$525	\$2,104	\$0
PST	44090	GURDIYA LLC	2012-0926-PST-E	HARRIS	10/26/2012	\$2,250	\$450	\$1,800	\$0

Singles Programs

Appendix 1: List of Administrative Orders Issued FY 2013

Date Range Selected : 09/01/2012 - 08/31/2013

PGM	Case No.	Respondent Name	Docket#	County	Order Date	Penalty Assessed	Penalty Deferred	Payable Amount	SEP Offset
PST	43787	D & D International, Inc.	2012-0609-PST-E	HARRIS	10/26/2012	\$2,350	\$470	\$1,880	\$0
PST	43563	NEW WAY QUICK SHOPPING INC	2012-0406-PST-E	TARRANT	10/26/2012	\$6,525	\$1,304	\$5,221	\$0
PST	43994	GOLAKIA & SINGH LLC	2012-0830-PST-E	DALLAS	10/26/2012	\$6,720	\$1,344	\$5,376	\$0
PST	43845	Eramco Enterprises, Inc.	2012-0668-PST-E	DALLAS	10/26/2012	\$2,379	\$475	\$1,904	\$0
PST	44002	United Big D, Inc.	2012-0826-PST-E	DALLAS	10/26/2012	\$2,862	\$572	\$2,290	\$0
PST	43947	Great Sahara Ventures, LLC	2012-0781-PST-E	DALLAS	10/26/2012	\$4,734	\$946	\$3,788	\$0
PST	43844	Southwestern Motor Transport, Inc.	2012-0727-PST-E	DALLAS	10/27/2012	\$10,000	\$2,000	\$8,000	\$0
PST	39171	G. W. Haston Family Trust	2010-0262-PST-E	JEFFERSON	10/27/2012	\$8,925	\$0	\$8,925	\$0
PST	41817	Colon Enterprises, Inc.	2011-0928-PST-E	DALLAS	10/27/2012	\$16,262	\$0	\$16,262	\$0
PST	44082	North Houston Pole Line L.P.	2012-0929-PST-E	HARRIS	10/27/2012	\$9,446	\$1,889	\$7,557	\$0
PST	43852	JC SHELL, INC	2012-0676-PST-E	HARRIS	10/27/2012	\$8,405	\$1,681	\$6,724	\$0
PST	43296	Retail Investors of Texas, Ltd.	2012-0106-PST-E	JEFFERSON	10/27/2012	\$23,366	\$0	\$23,366	\$0
PST	43384	WIETZIKOSKI, RAYMOND	2012-0191-PST-E	LIMESTONE	10/27/2012	\$10,992	\$2,198	\$8,794	\$0
PST	43637	Walker County	2012-0427-PST-E	WALKER	10/27/2012	\$11,500	\$2,300	\$0	\$9,200
PST	41466	JOSEPH, SONEY	2011-0561-PST-E	CHEROKEE	10/27/2012	\$20,608	\$0	\$20,608	\$0
PST	42608	AMIN, JOGESH	2011-1754-PST-E	TARRANT	10/27/2012	\$23,554	\$0	\$23,554	\$0
PST	43808	Fastrac Food Store's, Inc.	2012-0626-PST-E	HARRIS	10/27/2012	\$16,100	\$3,220	\$12,880	\$0
PST	43556	Japan International Corp	2012-0359-PST-E	TARRANT	10/27/2012	\$13,703	\$2,740	\$10,963	\$0
PST	43807	Murphy Oil USA, Inc.	2012-0627-PST-E	HARRIS	10/27/2012	\$8,975	\$1,795	\$7,180	\$0
PST	42942	A & M Business Inc	2011-2088-PST-E	BRAZOS	10/27/2012	\$11,100	\$0	\$11,100	\$0
PST	44183	Gary Pools, Inc.	2012-1024-PST-E	BEXAR	11/11/2012	\$3,150	\$630	\$2,520	\$0
PST	43287	MUNAWAR, MUNIR ARMAD	2012-0089-PST-E	ARANSAS	11/11/2012	\$1,875	\$375	\$1,500	\$0
PST	44027	Friends International, Inc.	2012-0865-PST-E	HARRIS	11/11/2012	\$3,375	\$675	\$2,700	\$0
PST	44174	FESSLER, RICHARD	2012-1011-PST-E	BEXAR	11/11/2012	\$5,000	\$1,000	\$4,000	\$0
PST	43975	Bain Tire Co., Inc.	2012-0819-PST-E	SHERMAN	11/11/2012	\$2,645	\$529	\$2,116	\$0
PST	43965	Cullen Texaco, Inc.	2012-0789-PST-E	HARRIS	11/11/2012	\$33,850	\$6,770	\$27,080	\$0
PST	44024	JASPER INDEPENDENT SCHOOL DISTRICT	2012-0931-PST-E	JASPER	11/11/2012	\$2,250	\$450	\$1,800	\$0
PST	44264	Little "Nutt" Oil Co.	2012-1123-PST-E	PANOLA	11/11/2012	\$4,500	\$900	\$3,600	\$0
PST	43980	Nick and Sons Inc	2012-0856-PST-E	DALLAS	11/11/2012	\$3,570	\$714	\$2,856	\$0
PST	43963	City of Spearman	2012-0791-PST-E	HANSFORD	11/11/2012	\$4,125	\$825	\$3,300	\$0
PST	43762	Ken Batchelor Cadillac Company, Inc.	2012-0583-PST-E	BEXAR	11/11/2012	\$3,740	\$748	\$2,992	\$0
PST	44159	PTCAA Texas, L.P.	2012-1017-PST-E	LUBBOCK	11/11/2012	\$3,750	\$750	\$3,000	\$0
PST	43718	Muree Valley International, Inc.	2012-0535-PST-E	DALLAS	11/11/2012	\$10,386	\$2,077	\$8,309	\$0
PST	43993	Dallas County Hospital Dist(Parkland Mem Hospital)	2012-0888-PST-E	DALLAS	11/11/2012	\$8,000	\$1,600	\$6,400	\$0
PST	42896	Tri Gaz, Inc.	2011-2036-PST-E	DALLAS	11/11/2012	\$2,500	\$500	\$2,000	\$0
PST	44173	Martin Transport, Inc.	2012-1012-PST-E	GREGG	11/11/2012	\$2,380	\$476	\$1,904	\$0
PST	43222	JURICA, RAYMOND L	2012-0038-PST-E	ELLIS	11/11/2012	\$4,505	\$901	\$3,604	\$0
PST	44128	Aeronev, L. L. C.	2012-0973-PST-E	BEXAR	11/11/2012	\$2,500	\$500	\$2,000	\$0

Singles Programs

Appendix 1: List of Administrative Orders Issued FY 2013

Date Range Selected : 09/01/2012 - 08/31/2013

PGM	Case No.	Respondent Name	Docket#	County	Order Date	Penalty Assessed	Penalty Deferred	Payable Amount	SEP Offset
PST	43426	BOMBAY SEASONS INC	2012-0221-PST-E	BRAZOS	11/11/2012	\$8,600	\$1,720	\$6,880	\$0
PST	43848	Shivdeep, Inc.	2012-0674-PST-E	DALLAS	11/11/2012	\$5,212	\$1,042	\$4,170	\$0
PST	43805	CCMH POTOMAC LLC	2012-0621-PST-E	HARRIS	11/11/2012	\$5,259	\$1,051	\$4,208	\$0
PST	43824	Samin Enterprises, Inc.	2012-0643-PST-E	DALLAS	11/11/2012	\$4,500	\$900	\$3,600	\$0
PST	43529	S. N. V. Business Inc.	2012-0350-PST-E	HARRIS	11/11/2012	\$2,000	\$400	\$1,600	\$0
PST	43928	Trax, Inc.	2012-0754-PST-E	DALLAS	11/11/2012	\$2,550	\$510	\$2,040	\$0
PST	44787	NOORALI, NADEEM	2012-1673-PST-E	DALLAS	11/12/2012	\$2,550	\$0	\$2,550	\$0
PST	43417	Salima, Inc.	2012-0229-PST-E	DALLAS	11/12/2012	\$2,250	\$0	\$2,250	\$0
PST	43427	Moriz Investments LLC	2012-0220-PST-E	TARRANT	11/12/2012	\$4,473	\$0	\$4,473	\$0
PST	42876	PATEL, NIRANJAN S	2011-2015-PST-E	HARRIS	11/12/2012	\$2,886	\$0	\$2,886	\$0
PST	43831	AB GROCERY, INC.	2012-0657-PST-E	HARRIS	11/12/2012	\$5,040	\$0	\$5,040	\$0
PST	43724	Tahir Enterprises, Inc.	2012-0540-PST-E	HARDIN	11/12/2012	\$6,900	\$0	\$6,900	\$0
PST	42073	Tristar Convenience Stores, Inc.	2011-1241-PST-E	HARRIS	11/12/2012	\$2,679	\$0	\$2,679	\$0
PST	43885	Acres Enterprises, Inc.	2012-0706-PST-E	JASPER	11/12/2012	\$2,630	\$0	\$2,630	\$0
PST	43315	HANG, THO QUI	2012-0132-PST-E	LAMAR	11/12/2012	\$2,004	\$0	\$2,004	\$0
PST	43309	NABIHA ENTERPRISES LLC	2012-0118-PST-E	WISE	11/12/2012	\$2,624	\$0	\$2,624	\$0
PST	43733	Thobani International, Inc.	2012-0547-PST-E	JEFFERSON	11/12/2012	\$5,250	\$0	\$5,250	\$0
PST	43586	HSBM Retail Management, LLC	2012-0389-PST-E	FREESTONE	11/14/2012	\$2,500	\$0	\$2,500	\$0
PST	42421	GHANSHAYAM ENTERPRISE LLC	2011-1555-PST-E	HARRIS	11/14/2012	\$7,822	\$0	\$7,822	\$0
PST	43261	Benton Rainey, Inc.	2012-0062-PST-E	LAMAR	11/14/2012	\$2,629	\$0	\$2,629	\$0
PST	43520	METTLEN, CINDY	2012-0333-PST-E	LEON	11/14/2012	\$2,884	\$0	\$2,884	\$0
PST	43693	Glenn E. Galloway	2012-0645-PST-E	JEFFERSON	11/16/2012	\$9,187	\$0	\$9,187	\$0
PST	43297	ADNAN, KHURRAM	2012-0105-PST-E	LAMAR	11/16/2012	\$2,500	\$0	\$2,500	\$0
PST	41920	MFMK, INC.	2011-1029-PST-E	HARRIS	11/16/2012	\$17,519	\$0	\$17,519	\$0
PST	42895	Tri Gaz 6, Inc.	2011-2037-PST-E	DALLAS	11/22/2012	\$2,550	\$510	\$2,040	\$0
PST	44026	S.K. Teng Corp.	2012-0850-PST-E	SHELBY	11/22/2012	\$4,008	\$801	\$3,207	\$0
PST	44299	KIM, TAE KIL	2012-1147-PST-E	HARRIS	11/22/2012	\$4,080	\$816	\$3,264	\$0
PST	43930	ALTO BUSINESS LLC	2012-0753-PST-E	CHEROKEE	11/22/2012	\$5,129	\$1,025	\$4,104	\$0
PST	44345	Baptist/St. Anthony's Health System	2012-1302-PST-E	POTTER	11/22/2012	\$3,563	\$712	\$2,851	\$0
PST	43890	Seven Star Enterprises LLC	2012-0712-PST-E	CHEROKEE	11/22/2012	\$5,000	\$1,000	\$4,000	\$0
PST	44155	WILKE, BARBARA	2012-0999-PST-E	POTTER	11/22/2012	\$1,754	\$350	\$1,404	\$0
PST	44180	NGUYEN, THO T	2012-1025-PST-E	POTTER	11/22/2012	\$2,005	\$401	\$1,604	\$0
PST	44166	KHAN, ARIF M	2012-1015-PST-E	GREGG	11/22/2012	\$3,005	\$601	\$2,404	\$0
PST	43363	Cousin Brothers Corporation	2012-0212-PST-E	HARRIS	11/22/2012	\$5,129	\$1,025	\$4,104	\$0
PST	44133	Shamsa Enterprises Inc.	2012-0988-PST-E	TARRANT	11/22/2012	\$4,012	\$802	\$3,210	\$0
PST	44235	WALIA FUEL INC.	2012-1076-PST-E	DALLAS	11/22/2012	\$3,825	\$765	\$3,060	\$0
PST	44191	Consolidated Communications Services Company	2012-1039-PST-E	HARRIS	11/22/2012	\$1,876	\$374	\$1,502	\$0
PST	44057	MIDWAY PITSTOP, INC.	2012-0902-PST-E	DENTON	11/22/2012	\$3,851	\$770	\$3,081	\$0

Singles Programs

Appendix 1: List of Administrative Orders Issued FY 2013

Date Range Selected : 09/01/2012 - 08/31/2013

PGM	Case No.	Respondent Name	Docket#	County	Order Date	Penalty Assessed	Penalty Deferred	Payable Amount	SEP Offset
PST	44290	NGUYEN, LAM	2012-1154-PST-E	POTTER	11/22/2012	\$3,508	\$701	\$2,807	\$0
PST	43799	BVM ENTERPRISE INC	2012-0615-PST-E	HARRIS	11/22/2012	\$5,600	\$1,120	\$4,480	\$0
PST	44012	Ibrahim Retail Group Inc	2012-0912-PST-E	DALLAS	11/22/2012	\$2,250	\$450	\$1,800	\$0
PST	43904	Sal - Ali, Inc.	2012-0722-PST-E	DALLAS	11/22/2012	\$3,850	\$770	\$3,080	\$0
PST	41696	Golden & Silver Enterprises, Inc.	2011-0800-PST-E	HARRIS	11/22/2012	\$1,925	\$385	\$1,540	\$0
PST	44157	Karishma Properties, Inc.	2012-1004-PST-E	BEXAR	11/22/2012	\$2,500	\$500	\$2,000	\$0
PST	44022	HRH Investments, LP	2012-0851-PST-E	DALLAS	11/22/2012	\$3,750	\$750	\$3,000	\$0
PST	43982	MAT-J, L.L.C.	2012-0811-PST-E	GREGG	11/22/2012	\$7,134	\$1,426	\$5,708	\$0
PST	43505	KK IRISH 66 LLC	2012-0318-PST-E	OLDHAM	11/22/2012	\$2,630	\$526	\$2,104	\$0
PST	44356	Northwest Texas Healthcare System, Inc.	2012-1210-PST-E	POTTER	11/22/2012	\$1,541	\$308	\$1,233	\$0
PST	44431	BIVA ENTERPRISES INC	2012-1288-PST-E	WALKER	11/22/2012	\$3,750	\$750	\$3,000	\$0
PST	43923	Big Bend Telephone Company, Inc.	2012-0800-PST-E	BREWSTER	11/22/2012	\$5,861	\$1,172	\$4,689	\$0
PST	43985	GAINES, ROBERT D	2012-0831-PST-E	BELL	11/22/2012	\$3,955	\$791	\$3,164	\$0
PST	44136	Class Enterprises, Inc.	2012-0978-PST-E	HARRIS	11/22/2012	\$2,550	\$510	\$2,040	\$0
PST	44078	Loyal Sarosha INC	2012-1032-PST-E	HARRIS	11/22/2012	\$2,550	\$510	\$2,040	\$0
PST	44396	ANDERSON MERCHANDISERS, L.P.	2012-1259-PST-E	POTTER	11/22/2012	\$2,944	\$588	\$2,356	\$0
PST	44197	VIPUL INC	2012-1043-PST-E	DALLAS	11/22/2012	\$900	\$180	\$720	\$0
PST	42407	Texas Petroleum Group, LLC	2011-1537-PST-E	HARRIS	11/22/2012	\$2,500	\$500	\$2,000	\$0
PST	43956	HAIDER AND SONS ENTERPRISES INC	2012-0796-PST-E	DALLAS	11/22/2012	\$2,250	\$450	\$1,800	\$0
PST	44176	BOBAK AUTOMOTIVE CENTER, L.L.C.	2012-1030-PST-E	HARRIS	11/22/2012	\$4,500	\$900	\$3,600	\$0
PST	44238	Westlex Corporation	2012-1082-PST-E	HARRIS	11/22/2012	\$3,081	\$616	\$2,465	\$0
PST	44093	Paradime Inc	2012-0936-PST-E	HENDERSON	11/22/2012	\$3,508	\$701	\$2,807	\$0
PST	44450	Bir Hanuman, Inc.	2012-1308-PST-E	ERATH	11/22/2012	\$3,750	\$750	\$3,000	\$0
PST	44053	Dee & Dee Oil Co.	2012-0895-PST-E	DALLAS	11/22/2012	\$3,900	\$780	\$3,120	\$0
PST	43554	HOSSAEN, MOHAMMOD Y	2012-0365-PST-E	DALLAS	11/30/2012	\$14,890	\$2,978	\$11,912	\$0
PST	40753	Jackson Fred	2010-1897-PST-E	DALLAS	11/30/2012	\$2,625	\$2,625	\$0	\$0
PST	44031	Monroe Center, Inc.	2012-0864-PST-E	HARRIS	11/30/2012	\$13,172	\$2,634	\$10,538	\$0
PST	43716	Adico Enterprises Inc.	2012-0531-PST-E	HARRIS	11/30/2012	\$12,044	\$2,408	\$9,636	\$0
PST	43312	ACUNA, JESUS	2012-0116-PST-E	EL PASO	11/30/2012	\$8,139	\$0	\$8,139	\$0
PST	43598	R K DREAMS INC	2012-0404-PST-E	DALLAS	12/5/2012	\$17,159	\$0	\$17,159	\$0
PST	43419	Noel S Corporation	2012-0227-PST-E	TARRANT	12/15/2012	\$7,509	\$1,501	\$6,008	\$0
PST	43491	EAS Oil, LLC	2012-0355-PST-E	GILLESPIE	12/15/2012	\$37,332	\$0	\$37,332	\$0
PST	44150	BEE TRUCKING, LLC	2012-0993-PST-E	BEXAR	12/15/2012	\$13,557	\$2,711	\$10,846	\$0
PST	42237	LEE, DAE H	2011-1382-PST-E	HARRIS	12/15/2012	\$9,375	\$8,175	\$1,200	\$0
PST	42041	Edward Devoe Smith	2011-1158-PST-E	SUTTON	12/15/2012	\$7,777	\$0	\$7,777	\$0
PST	34664	MAKHANI, AMIN	2011-1950-PST-E	BEXAR	12/15/2012	\$11,582	\$0	\$11,582	\$0
PST	43945	INWOOD STORES, INC.	2012-0768-PST-E	HARRIS	12/15/2012	\$12,150	\$2,430	\$9,720	\$0
PST	44052	CHAN LUCKY STAR INC	2012-0900-PST-E	ANDERSON	12/16/2012	\$2,500	\$500	\$2,000	\$0

Singles Programs

Appendix 1: List of Administrative Orders Issued FY 2013

Date Range Selected : 09/01/2012 - 08/31/2013

PGM	Case No.	Respondent Name	Docket#	County	Order Date	Penalty Assessed	Penalty Deferred	Payable Amount	SEP Offset
PST	44316	SAFEWAY INC.	2012-1170-PST-E	HARRIS	12/16/2012	\$3,750	\$750	\$3,000	\$0
PST	44473	GRANBURY QUICK CORPORATION	2012-1335-PST-E	HOOD	12/16/2012	\$3,879	\$775	\$3,104	\$0
PST	44328	LAKSHMI, LTD.	2012-1183-PST-E	KLEBERG	12/16/2012	\$6,692	\$1,338	\$5,354	\$0
PST	43888	Universal Finance Corporation	2012-0770-PST-E	DALLAS	12/16/2012	\$1,300	\$260	\$1,040	\$0
PST	44152	NIKBEH, HAMID	2012-0998-PST-E	DALLAS	12/16/2012	\$6,120	\$1,224	\$4,896	\$0
PST	44177	R & R Suleiman LLC	2012-1010-PST-E	DALLAS	12/16/2012	\$3,634	\$726	\$2,908	\$0
PST	43971	SI Investment Corp	2012-0812-PST-E	GREGG	12/16/2012	\$4,684	\$936	\$3,748	\$0
PST	44080	Signature Flight Support Corporation	2012-0934-PST-E	HARRIS	12/16/2012	\$5,145	\$1,029	\$4,116	\$0
PST	44178	Kirbyville Consolidated Independant School District	2012-1009-PST-E	JASPER	12/16/2012	\$2,625	\$525	\$2,100	\$0
PST	43997	City of Brownsville	2012-0829-PST-E	CAMERON	12/16/2012	\$3,750	\$750	\$3,000	\$0
PST	44283	Donna ISD	2012-1134-PST-E	HIDALGO	12/16/2012	\$3,750	\$750	\$3,000	\$0
PST	44420	Car Spa, Inc. dba Car Spa Car Wash	2012-1278-PST-E	COLLIN	12/16/2012	\$3,750	\$750	\$3,000	\$0
PST	44102	Veslan Properties, Inc.	2012-0942-PST-E	BEXAR	12/16/2012	\$3,750	\$750	\$1,500	\$1,500
PST	44477	M S Marketing, Inc.	2012-1330-PST-E	WHARTON	12/16/2012	\$4,500	\$900	\$3,600	\$0
PST	44335	El Campo Independent School District	2012-1187-PST-E	WHARTON	12/16/2012	\$3,750	\$750	\$3,000	\$0
PST	43209	Ayman International, Inc.	2012-0042-PST-E	HARRIS	12/20/2012	\$5,000	\$0	\$5,000	\$0
PST	43889	BKK HOLDINGS INC.	2012-0710-PST-E	HOOD	12/20/2012	\$8,881	\$0	\$8,881	\$0
PST	43676	HUGHES, BILLY DON	2012-0484-PST-E	SHELBY	12/20/2012	\$5,250	\$0	\$5,250	\$0
PST	43614	SUPER VILLAGE ENTERPRISE INC	2012-0419-PST-E	HARRIS	12/20/2012	\$3,634	\$0	\$3,634	\$0
PST	36111	CHAUDHRY, FARAH	2008-1035-PST-E	NACOGDOCHES	1/7/2013	\$6,300	\$0	\$6,300	\$0
PST	44404	City of Amarillo	2012-1264-PST-E	POTTER	1/12/2013	\$6,875	\$1,375	\$5,500	\$0
PST	44481	BROADUS, GARY L	2012-1340-PST-E	HOOD	1/12/2013	\$2,942	\$588	\$2,354	\$0
PST	44175	MARTIN-TOMLINSON ROOFING COMPANY INC	2012-1031-PST-E	DALLAS	1/12/2013	\$2,635	\$527	\$2,108	\$0
PST	45002	Orhtopedic Hospital Limited	2012-1880-PST-E	HARRIS	1/12/2013	\$3,500	\$0	\$3,500	\$0
PST	44212	Ridu Corporation	2012-1061-PST-E	DALLAS	1/12/2013	\$2,250	\$450	\$1,800	\$0
PST	43157	Transatlantic Alliance Corp.	2011-2319-PST-E	DALLAS	1/12/2013	\$1,875	\$375	\$1,500	\$0
PST	44266	HALDAR, AMIT	2012-1121-PST-E	HARRIS	1/12/2013	\$1,925	\$385	\$1,540	\$0
PST	42905	Texas Department of Transportation	2011-2055-PST-E	BRAZOS	1/12/2013	\$2,250	\$450	\$0	\$1,800
PST	44006	DZ Beechnut, LP	2012-0842-PST-E	HARRIS	1/12/2013	\$6,750	\$1,350	\$5,400	\$0
PST	44321	Tiger Corner Inc.	2012-1180-PST-E	SOMERVELL	1/12/2013	\$2,438	\$487	\$1,951	\$0
PST	44522	JAMIL ENTERPRISES INC	2012-1387-PST-E	WHARTON	1/12/2013	\$4,443	\$888	\$3,555	\$0
PST	44368	DALLAS FRONTIER PETRO INC.	2012-1227-PST-E	DENTON	1/12/2013	\$3,581	\$716	\$2,865	\$0
PST	43647	SAMAH ENTERPRISES INC	2012-0451-PST-E	DALLAS	1/12/2013	\$2,136	\$427	\$1,709	\$0
PST	44148	M & M SKILLMAN LLC	2012-0995-PST-E	DALLAS	1/12/2013	\$6,037	\$1,207	\$4,830	\$0
PST	44657	COLUMBIA MEDICAL CENTER OF MCKINNEY SUBSIDIARY, L.P.	2012-1515-PST-E	COLLIN	1/12/2013	\$2,626	\$524	\$2,102	\$0
PST	43912	AAINA ENTERPRISES INC	2012-0737-PST-E	CHEROKEE	1/12/2013	\$5,000	\$1,000	\$4,000	\$0
PST	37828	ESPINOSA, GILBERTO ROBLES	2009-0949-PST-E	NUECES	1/24/2013	\$8,925	\$0	\$8,925	\$0

Singles Programs

Appendix 1: List of Administrative Orders Issued FY 2013

Date Range Selected : 09/01/2012 - 08/31/2013

PGM	Case No.	Respondent Name	Docket#	County	Order Date	Penalty Assessed	Penalty Deferred	Payable Amount	SEP Offset
PST	43018	Tristar Convenience Stores, Inc.	2011-2176-PST-E	HARRIS	2/1/2013	\$3,950	\$0	\$3,950	\$0
PST	44140	Thalji Enterprises, Inc.	2012-0987-PST-E	GALVESTON	2/1/2013	\$2,954	\$0	\$2,954	\$0
PST	42867	ABU-ALGHANAM, AHMED	2011-2004-PST-E	ECTOR	2/1/2013	\$2,500	\$0	\$2,500	\$0
PST	42870	Plew Dawgs Market, LLC	2011-2007-PST-E	MONTGOMERY	2/1/2013	\$2,400	\$0	\$2,400	\$0
PST	43643	POKHARA CORPORATION	2012-0444-PST-E	BELL	2/1/2013	\$5,131	\$0	\$5,131	\$0
PST	43318	KAPADIA SADLER DEVELOPMENT INC	2012-0138-PST-E	HENDERSON	2/1/2013	\$2,637	\$0	\$2,637	\$0
PST	43728	Aldine Independent School District	2012-0537-PST-E	HARRIS	2/1/2013	\$2,950	\$0	\$2,950	\$0
PST	43906	Sheema Enterprise, Inc.	2012-0721-PST-E	HARRIS	2/1/2013	\$3,000	\$0	\$3,000	\$0
PST	42199	Valley Assets Holding, Inc.	2011-1337-PST-E	CAMERON	2/1/2013	\$3,500	\$0	\$3,500	\$0
PST	42658	Yushra Investment Inc	2011-1801-PST-E	DALLAS	2/1/2013	\$2,379	\$0	\$2,379	\$0
PST	45173	SAFEWAY INC.	2012-2041-PST-E	DALLAS	2/3/2013	\$875	\$0	\$875	\$0
PST	44367	M.A.A.A. ENTERPRISES, INC.	2012-1216-PST-E	HARRIS	2/3/2013	\$5,414	\$1,082	\$4,332	\$0
PST	44380	RCF INVESTMENTS INC.	2012-1250-PST-E	PARKER	2/3/2013	\$3,375	\$675	\$2,700	\$0
PST	43322	SINGH, HARDEEP	2012-0128-PST-E	LAMAR	2/3/2013	\$5,000	\$1,000	\$4,000	\$0
PST	45153	A.D.A. Group, Inc.	2012-2019-PST-E	COLLIN	2/3/2013	\$875	\$0	\$875	\$0
PST	43981	Shamu Corporation	2012-0814-PST-E	HARRIS	2/3/2013	\$5,082	\$1,016	\$4,066	\$0
PST	44319	Amarillo ISD	2012-1176-PST-E	RANDALL	2/3/2013	\$875	\$0	\$875	\$0
PST	45174	Prestonwood Golf Club LLC	2012-2040-PST-E	DALLAS	2/3/2013	\$875	\$0	\$875	\$0
PST	44365	Blacklands Investment Corporation	2012-1217-PST-E	ERATH	2/3/2013	\$3,750	\$750	\$3,000	\$0
PST	44474	T & C OLIVER LLC	2012-1332-PST-E	MILLS	2/3/2013	\$4,993	\$998	\$3,995	\$0
PST	44268	Kars Inc.	2012-1120-PST-E	DALLAS	2/3/2013	\$2,250	\$450	\$1,800	\$0
PST	44454	Traversari USA LLC	2012-1310-PST-E	HARRIS	2/3/2013	\$3,605	\$721	\$2,884	\$0
PST	44395	PADMA CORPORATION DBA STEP N GO	2012-1258-PST-E	DALLAS	2/3/2013	\$3,450	\$690	\$2,760	\$0
PST	43846	Cousin Brothers Corporation	2012-0675-PST-E	HARRIS	2/3/2013	\$2,801	\$560	\$2,241	\$0
PST	44570	Shawn & Aydin Enterprises, Inc	2012-1428-PST-E	HARRIS	2/3/2013	\$5,670	\$1,134	\$4,536	\$0
PST	44077	WORKE, YEDNECKACHEW	2012-0920-PST-E	GREGG	2/3/2013	\$3,629	\$725	\$2,904	\$0
PST	43418	WEST AVENUE EXPRESS INC	2012-0228-PST-E	BEXAR	2/3/2013	\$5,000	\$1,000	\$4,000	\$0
PST	44060	Bandera Shell LLC	2012-0904-PST-E	BEXAR	2/3/2013	\$5,000	\$1,000	\$4,000	\$0
PST	44210	Burmhi & Sons Inc.	2012-1053-PST-E	GREGG	2/3/2013	\$2,500	\$500	\$2,000	\$0
PST	45165	IASIS HEALTHCARE CORPORATION	2012-2030-PST-E	ECTOR	2/3/2013	\$2,625	\$0	\$2,625	\$0
PST	43967	Jai Kapish Corporation	2012-0857-PST-E	DALLAS	2/3/2013	\$3,131	\$626	\$2,505	\$0
PST	44718	KUTOB, SAEB	2012-1595-PST-E	SMITH	2/3/2013	\$3,750	\$750	\$3,000	\$0
PST	44215	ASAA Investment Inc.	2012-1051-PST-E	BEXAR	2/3/2013	\$1,625	\$325	\$1,300	\$0
PST	44244	DREAM ENTERPRISES INC	2012-1092-PST-E	HARRIS	2/3/2013	\$3,050	\$610	\$2,440	\$0
PST	37836	PLATIS, JOHN	2012-0556-PST-E	HARRIS	2/10/2013	\$58,560	\$0	\$58,560	\$0
PST	43251	D & G STORE LLC	2012-0054-PST-E	ELLIS	2/10/2013	\$8,272	\$1,654	\$6,618	\$0
PST	42764	A Numan, Inc.	2011-1915-PST-E	HARRIS	2/10/2013	\$13,870	\$7,412	\$6,458	\$0
PST	44274	NEW DELTA BUSINESS LLC	2012-1164-PST-E	ORANGE	2/10/2013	\$17,550	\$3,510	\$14,040	\$0

Singles Programs

Appendix 1: List of Administrative Orders Issued FY 2013

Date Range Selected : 09/01/2012 - 08/31/2013

PGM	Case No.	Respondent Name	Docket#	County	Order Date	Penalty Assessed	Penalty Deferred	Payable Amount	SEP Offset
PST	44112	New TelAir Inc	2012-0954-PST-E	HARRIS	2/10/2013	\$7,784	\$1,556	\$6,228	\$0
PST	44172	M.R.D. GROUP, INC.	2012-1013-PST-E	HARRIS	2/10/2013	\$8,670	\$1,734	\$6,936	\$0
PST	44414	Hansford Hospital	2012-1280-PST-E	HANSFORD	2/10/2013	\$7,650	\$1,530	\$6,120	\$0
PST	43853	Federal Aviation Administration	2012-0678-PST-E	HARRIS	2/10/2013	\$8,500	\$1,700	\$6,800	\$0
PST	44358	J. & A. Grocery, Inc.	2012-1208-PST-E	HOOD	2/10/2013	\$9,129	\$1,825	\$7,304	\$0
PST	44153	Philip Varughese	2012-1005-PST-E	HARRIS	2/10/2013	\$9,691	\$1,938	\$7,753	\$0
PST	43673	MRV CORPORATION	2012-0485-PST-E	COMAL	2/10/2013	\$7,652	\$1,529	\$6,123	\$0
PST	42741	Rollins & Rollins Enterprises, Inc.	2011-1890-PST-E	NACOGDOCHES	2/10/2013	\$13,739	\$0	\$13,739	\$0
PST	43066	Alia Enterprises, Inc.	2011-2216-PST-E	HARRIS	2/10/2013	\$8,770	\$0	\$8,770	\$0
PST	42908	Vance Jackson Retail, LLC	2011-2053-PST-E	BEXAR	2/10/2013	\$9,729	\$1,945	\$7,784	\$0
PST	42794	Sylvan I-30 Enterprises, Inc.	2011-1966-PST-E	DALLAS	2/13/2013	\$19,426	\$0	\$19,426	\$0
PST	44606	Kelso Tractor Company, Inc.	2012-1481-PST-E	DENTON	2/23/2013	\$1,231	\$246	\$985	\$0
PST	45113	Argos Ready Mix (South Central) Corp.	2012-1985-PST-E	DALLAS	2/23/2013	\$2,625	\$0	\$2,625	\$0
PST	44538	Southern Foods Group, LLC	2012-1391-PST-E	COLLIN	2/23/2013	\$5,000	\$1,000	\$4,000	\$0
PST	44542	Entergy Texas, Inc.	2012-1399-PST-E	MONTGOMERY	2/23/2013	\$3,375	\$675	\$2,700	\$0
PST	44265	American Food Mart, Inc.	2012-1122-PST-E	GREGG	2/23/2013	\$1,625	\$325	\$1,300	\$0
PST	45243	Dalton Oil, Inc.	2012-2113-PST-E	PARKER	2/23/2013	\$2,625	\$0	\$2,625	\$0
PST	44463	B & B True, Inc.	2012-1317-PST-E	COLLIN	2/23/2013	\$7,008	\$1,401	\$5,607	\$0
PST	43338	MARLOW OIL DISTRIBUTOR INC	2012-0145-PST-E	KAUFMAN	2/23/2013	\$2,250	\$450	\$1,800	\$0
PST	45431	K T T Enterprise, Inc.	2012-1653-PST-E	HARRIS	2/23/2013	\$875	\$0	\$875	\$0
PST	44526	Prasek's Hillje Smokehouse, Inc.	2012-1379-PST-E	WHARTON	2/23/2013	\$875	\$0	\$875	\$0
PST	44425	ABEST CORPORATION	2012-1282-PST-E	HOOD	2/23/2013	\$6,562	\$1,312	\$5,250	\$0
PST	45049	NuStar Logistics, L.P.	2012-1929-PST-E	BEXAR	2/23/2013	\$1,750	\$0	\$1,750	\$0
PST	44696	BK AND BROTHERS, INC.	2012-1571-PST-E	TARRANT	2/23/2013	\$1,750	\$0	\$1,750	\$0
PST	44572	S. N. R. ENTERPRISES, INC.	2012-1430-PST-E	MATAGORDA	2/23/2013	\$3,880	\$776	\$3,104	\$0
PST	44382	SANDERSON, CHARLES	2012-1242-PST-E	SOMERVELL	2/23/2013	\$5,754	\$1,150	\$4,604	\$0
PST	44587	Ozturk Incorporated	2012-1482-PST-E	DENTON	2/23/2013	\$5,625	\$1,125	\$4,500	\$0
PST	45206	P. F. & E. Oil Co.	2012-2066-PST-E	ERATH	2/23/2013	\$875	\$0	\$875	\$0
PST	44476	Blessings, Inc.	2012-1331-PST-E	WHARTON	2/23/2013	\$2,943	\$588	\$2,355	\$0
PST	45084	BUC-EE'S, LTD.	2012-1969-PST-E	WHARTON	2/23/2013	\$5,250	\$0	\$5,250	\$0
PST	45417	Federal Bureau of Prisons	2012-2279-PST-E	HARRIS	2/23/2013	\$2,625	\$0	\$2,625	\$0
PST	44214	Sunshine Stores, Inc.	2012-1052-PST-E	JASPER	2/23/2013	\$2,500	\$500	\$2,000	\$0
PST	44308	King Fuels, Inc.	2012-1161-PST-E	POLK	2/23/2013	\$5,850	\$1,170	\$4,680	\$0
PST	44324	Addison Enterprises Inc.	2012-1179-PST-E	DALLAS	2/23/2013	\$3,550	\$710	\$2,840	\$0
PST	44296	Farmland Fuels, LLC	2012-1148-PST-E	DALLAS	2/23/2013	\$2,250	\$450	\$1,800	\$0
PST	44334	RAFIDI ENTERPRISES LLC	2012-1201-PST-E	CAMERON	2/23/2013	\$2,250	\$450	\$1,800	\$0
PST	44156	MATTU, AJMER S	2012-1002-PST-E	GREGG	2/23/2013	\$4,005	\$801	\$3,204	\$0
PST	44455	Bexar County Hospital District	2012-1311-PST-E	BEXAR	2/23/2013	\$3,750	\$750	\$3,000	\$0

Singles Programs

Appendix 1: List of Administrative Orders Issued FY 2013

Date Range Selected : 09/01/2012 - 08/31/2013

PGM	Case No.	Respondent Name	Docket#	County	Order Date	Penalty Assessed	Penalty Deferred	Payable Amount	SEP Offset
PST	45224	Deer Park Independent School District	2012-2098-PST-E	HARRIS	2/23/2013	\$2,625	\$0	\$2,625	\$0
PST	44004	NEIGHBORHOOD REAL ESTATE HOLDINGS LLC	2012-0824-PST-E	HARRIS	2/23/2013	\$5,233	\$1,046	\$4,187	\$0
PST	44574	Asash Pest Control	2012-1432-PST-E	WEBB	2/23/2013	\$3,143	\$628	\$2,515	\$0
PST	39661	Dunlap-Swain Tire Company, Inc	2010-0757-PST-E	DALLAS	2/23/2013	\$2,354	\$470	\$1,884	\$0
PST	44497	Central Park Company, L.P.	2012-1368-PST-E	COLLIN	2/23/2013	\$3,882	\$776	\$3,106	\$0
PST	44525	AHAD ENTERPRISES INC	2012-1380-PST-E	WHARTON	2/23/2013	\$3,349	\$669	\$2,680	\$0
PST	43865	Federal Aviation Administration Houston Tracon District 190	2012-0686-PST-E	HARRIS	2/23/2013	\$1,875	\$375	\$1,500	\$0
PST	44389	AMITA INVESTMENTS, INC.	2012-1249-PST-E	MATAGORDA	2/23/2013	\$3,959	\$791	\$3,168	\$0
PST	44037	DLUGOSCH III, LLC	2012-0875-PST-E	DEWITT	2/24/2013	\$43,265	\$8,653	\$34,612	\$0
PST	44149	New Williams Trace Enterprises Inc	2012-0994-PST-E	WALKER	2/24/2013	\$10,763	\$2,152	\$8,611	\$0
PST	42606	ZZQ Enterprises, Inc.	2011-1748-PST-E	DALLAS	2/24/2013	\$16,070	\$0	\$16,070	\$0
PST	43657	New Siara Properties, LP	2012-0459-PST-E	BEXAR	2/24/2013	\$16,477	\$3,295	\$13,182	\$0
PST	41590	Babwani Associates, Inc.	2011-0684-PST-E	TARRANT	2/24/2013	\$31,820	\$0	\$31,820	\$0
PST	44346	Crockett County Consolidated School District	2012-1200-PST-E	CROCKETT	2/24/2013	\$7,751	\$1,550	\$6,201	\$0
PST	44231	HH&K, LLC	2012-1088-PST-E	NEWTON	2/27/2013	\$9,272	\$0	\$9,272	\$0
PST	43959	FASS INC.	2012-0795-PST-E	PANOLA	2/27/2013	\$8,882	\$0	\$8,882	\$0
PST	44388	FIRST GOLDEN JUBILEE ENT., INC.	2012-1238-PST-E	SAN JACINTO	2/27/2013	\$8,881	\$0	\$8,881	\$0
PST	44568	DUVE, CHONG	2012-1426-PST-E	NUECES	3/3/2013	\$3,825	\$765	\$3,060	\$0
PST	43811	HAMEEDA INVESTMENTS INC	2012-0633-PST-E	DALLAS	3/3/2013	\$3,100	\$620	\$2,480	\$0
PST	44805	IOM Enterprise Inc	2012-1693-PST-E	PARKER	3/3/2013	\$3,959	\$791	\$3,168	\$0
PST	43484	Texas Parks and Wildlife Department	2012-0299-PST-E	DALLAS	3/3/2013	\$1,875	\$375	\$1,500	\$0
PST	44774	L FAKIR INC.	2012-1654-PST-E	HARRIS	3/3/2013	\$3,621	\$724	\$2,897	\$0
PST	44594	Campbell Oil Co.	2012-1468-PST-E	NEWTON	3/3/2013	\$1,875	\$375	\$1,500	\$0
PST	44304	PATEL, NICK	2012-1163-PST-E	HARRIS	3/3/2013	\$5,640	\$1,128	\$4,512	\$0
PST	44642	REZA, MASUD	2012-1508-PST-E	COOKE	3/3/2013	\$2,941	\$588	\$2,353	\$0
PST	44817	KSS Enterprises, Inc.	2012-1706-PST-E	HARRIS	3/3/2013	\$3,050	\$610	\$2,440	\$0
PST	44485	RKL HOLDINGS LLC	2012-1341-PST-E	PALO PINTO	3/3/2013	\$3,825	\$765	\$3,060	\$0
PST	44609	Randolph Field Independent School District	2012-1477-PST-E	BEXAR	3/3/2013	\$5,689	\$1,137	\$4,552	\$0
PST	44616	Bay Area Healthcare Group, Ltd.	2012-1484-PST-E	NUECES	3/3/2013	\$2,939	\$587	\$2,352	\$0
PST	44653	Walter C. Keller Distributor, Inc.	2012-1516-PST-E	HIDALGO	3/3/2013	\$6,900	\$1,380	\$5,520	\$0
PST	44809	SIRHAN INVESTMENTS, INC.	2012-1701-PST-E	CAMERON	3/3/2013	\$2,500	\$500	\$2,000	\$0
PST	44695	HUB CITY CONVENIENCE STORES INC	2012-1572-PST-E	LUBBOCK	3/3/2013	\$5,000	\$1,000	\$4,000	\$0
PST	44651	N & S INVESTMENTS INC	2012-1504-PST-E	LUBBOCK	3/3/2013	\$2,141	\$428	\$1,713	\$0
PST	44518	BELL HAI GROCERY INC.	2012-1363-PST-E	BELL	3/3/2013	\$3,750	\$750	\$3,000	\$0
PST	44600	Durham School Services, L.P.	2012-1469-PST-E	DENTON	3/3/2013	\$3,188	\$637	\$1,276	\$1,275
PST	44772	Boening Brothers Dairy, Inc.	2012-1669-PST-E	WILSON	3/3/2013	\$3,750	\$750	\$3,000	\$0
PST	44559	JAY MADI INC.	2012-1416-PST-E	NUECES	3/3/2013	\$3,750	\$750	\$3,000	\$0
PST	44413	Acatex, L.L.C.	2012-1274-PST-E	BEXAR	3/3/2013	\$4,755	\$951	\$3,804	\$0

Singles Programs

Appendix 1: List of Administrative Orders Issued FY 2013

Date Range Selected : 09/01/2012 - 08/31/2013

PGM	Case No.	Respondent Name	Docket#	County	Order Date	Penalty Assessed	Penalty Deferred	Payable Amount	SEP Offset
PST	44900	SAJID, SYED	2012-1776-PST-E	DALLAS	3/3/2013	\$2,380	\$476	\$1,904	\$0
PST	44601	RAM DOOT ENTERPRISES, INC.	2012-1471-PST-E	COLLIN	3/3/2013	\$3,375	\$675	\$2,700	\$0
PST	44506	NIAZI, AZHAR	2012-1394-PST-E	LAMPASAS	3/3/2013	\$3,883	\$776	\$3,107	\$0
PST	44021	M Siddiqi & Sons Inc	2012-0852-PST-E	DALLAS	3/3/2013	\$2,379	\$475	\$1,904	\$0
PST	44664	J & H Plant Construction, Inc.	2012-1522-PST-E	GREGG	3/3/2013	\$7,362	\$1,472	\$5,890	\$0
PST	44860	Starkey Plumbing Company	2012-1736-PST-E	HARRIS	3/3/2013	\$1,875	\$375	\$1,500	\$0
PST	44436	Aledo Midway Corp.	2012-1294-PST-E	PARKER	3/3/2013	\$2,813	\$562	\$2,251	\$0
PST	44613	Jr.'s Texas Best, LLC	2012-1496-PST-E	WHARTON	3/3/2013	\$3,880	\$776	\$3,104	\$0
PST	44750	MAISAH ENTERPRISE, LLC	2012-1625-PST-E	HARRIS	3/3/2013	\$5,100	\$1,020	\$4,080	\$0
PST	44530	KHAN, NAZMA	2012-1377-PST-E	WHARTON	3/3/2013	\$4,630	\$926	\$3,704	\$0
PST	44669	GHULAM FOOD ENTERPRISES INC	2012-1537-PST-E	SMITH	3/3/2013	\$3,750	\$750	\$3,000	\$0
PST	44827	HH & Bar Investments, Inc.	2012-1717-PST-E	HARRIS	3/3/2013	\$3,350	\$670	\$2,680	\$0
PST	44614	Petro-Chemical Transport, LLC	2012-1483-PST-E	DALLAS	3/3/2013	\$1,250	\$250	\$1,000	\$0
PST	44670	Harris County	2012-1536-PST-E	HARRIS	3/3/2013	\$1,875	\$375	\$0	\$1,500
PST	44791	Lama Enterprises, Inc.	2012-1666-PST-E	KLEBERG	3/3/2013	\$2,813	\$562	\$2,251	\$0
PST	43377	Sreesai, Inc.	2012-0188-PST-E	BURLESON	3/3/2013	\$5,129	\$1,025	\$4,104	\$0
PST	44977	SOUTH MAIN GROCERY INC	2012-1859-PST-E	GREGG	3/3/2013	\$3,879	\$775	\$3,104	\$0
PST	44514	Speedy Business, Inc.	2012-1355-PST-E	HARRIS	3/3/2013	\$6,300	\$1,260	\$5,040	\$0
PST	44466	RIGGS, MATTHEW L	2012-1318-PST-E	SAN SABA	3/3/2013	\$5,756	\$1,151	\$4,605	\$0
PST	44866	Resham Lowt	2012-1745-PST-E	HARRIS	3/3/2013	\$1,975	\$395	\$1,580	\$0
PST	44645	Viawest, Inc.	2012-1507-PST-E	COLLIN	3/3/2013	\$1,313	\$262	\$1,051	\$0
PST	44816	East Texas Medical Center	2012-1707-PST-E	SMITH	3/3/2013	\$3,750	\$750	\$3,000	\$0
PST	44662	Kulsoom Bano, Inc.	2012-1523-PST-E	DALLAS	3/3/2013	\$1,625	\$325	\$1,300	\$0
PST	43601	Zain's Investments, Incorporated	2012-0435-PST-E	BRAZOS	3/3/2013	\$2,500	\$500	\$2,000	\$0
PST	44229	Trak Group, Inc.	2012-1079-PST-E	DALLAS	3/3/2013	\$2,550	\$510	\$2,040	\$0
PST	44840	B K SINGH ENTERPRISES, INC.	2012-1740-PST-E	HARRIS	3/3/2013	\$4,000	\$800	\$3,200	\$0
PST	44612	Presbyterian Village North	2012-1497-PST-E	DALLAS	3/9/2013	\$11,500	\$2,300	\$9,200	\$0
PST	43532	PYAKUREL, SHAKI *	2012-0340-PST-E	ANGELINA	3/9/2013	\$10,132	\$2,026	\$8,106	\$0
PST	42346	NIMMA, SABITHA	2011-1492-PST-E	NACOGDOCHES	3/9/2013	\$22,100	\$0	\$22,100	\$0
PST	43636	Terrill Petroleum Co., Inc.	2012-0428-PST-E	SABINE	3/9/2013	\$9,050	\$1,810	\$7,240	\$0
PST	43575	Development II Partners, Inc.	2012-0379-PST-E	HARRIS	3/9/2013	\$10,632	\$2,126	\$8,506	\$0
PST	43784	Amtul Enterprises, Inc.	2012-0590-PST-E	CHEROKEE	3/9/2013	\$8,750	\$0	\$8,750	\$0
PST	44350	CLJS, Inc.	2012-1203-PST-E	DALLAS	3/9/2013	\$7,609	\$1,521	\$6,088	\$0
PST	44230	Texas New Horizon, Inc.	2012-1078-PST-E	HARRIS	3/9/2013	\$12,500	\$2,500	\$10,000	\$0
PST	44392	NGUYEN, XUAN VAN	2012-1254-PST-E	POTTER	3/15/2013	\$3,508	\$0	\$3,508	\$0
PST	44241	ZAI, KHURRAM SAEED	2012-1091-PST-E	HARRIS	3/15/2013	\$3,825	\$0	\$3,825	\$0
PST	43242	HERSHANA BAY INC	2012-0041-PST-E	DALLAS	3/15/2013	\$5,000	\$0	\$5,000	\$0
PST	44260	BURRIS, CARL	2012-1124-PST-E	RUSK	3/15/2013	\$2,943	\$0	\$2,943	\$0

Singles Programs

Appendix 1: List of Administrative Orders Issued FY 2013

Date Range Selected : 09/01/2012 - 08/31/2013

PGM	Case No.	Respondent Name	Docket#	County	Order Date	Penalty Assessed	Penalty Deferred	Payable Amount	SEP Offset
PST	43619	SLAMA, TOMMY	2012-0433-PST-E	ELLIS	3/15/2013	\$2,635	\$0	\$2,635	\$0
PST	44306	CHA, MYUNG CHA	2012-1175-PST-E	JIM WELLS	3/15/2013	\$5,129	\$0	\$5,129	\$0
PST	43964	TRIUMPH BUSINESS LLC	2012-0790-PST-E	HARRIS	3/15/2013	\$5,775	\$0	\$5,775	\$0
PST	44088	Unified Affiliates, LLC	2012-0927-PST-E	BEXAR	3/15/2013	\$3,634	\$0	\$3,634	\$0
PST	43538	JOSE NIETO	2012-0366-PST-E	HIDALGO	3/15/2013	\$2,639	\$0	\$2,639	\$0
PST	44372	Signature Car Wash I, LTD.	2012-1232-PST-E	COLLIN	3/15/2013	\$4,739	\$0	\$4,739	\$0
PST	42647	PATEL, BHANY	2011-1805-PST-E	SAN PATRICIO	3/15/2013	\$2,629	\$0	\$2,629	\$0
PST	44039	Khan, Inc.	2012-0874-PST-E	DALLAS	3/15/2013	\$3,000	\$0	\$3,000	\$0
PST	42424	AL-ROUSAN, TARIF	2011-1581-PST-E	DALLAS	3/15/2013	\$2,550	\$0	\$2,550	\$0
PST	42865	WILBURN, DELMA *	2011-2003-PST-E	SHELBY	3/15/2013	\$3,675	\$75	\$3,600	\$0
PST	43549	TMT, Inc.	2012-0344-PST-E	DALLAS	3/15/2013	\$2,500	\$0	\$2,500	\$0
PST	43880	Rosemin Enterprises, Inc.	2012-0739-PST-E	HARRIS	3/15/2013	\$2,375	\$0	\$2,375	\$0
PST	44303	Timpson Quick-Stop, Inc.	2012-1156-PST-E	SHELBY	3/15/2013	\$6,874	\$0	\$6,874	\$0
PST	44058	BJAYS INC.	2012-0901-PST-E	DALLAS	3/15/2013	\$1,925	\$0	\$1,925	\$0
PST	42598	MAXEY, ROBERT	2011-1737-PST-E	GALVESTON	3/16/2013	\$6,900	\$0	\$6,900	\$0
PST	45357	MARIAM INC	2012-2214-PST-E	LIVE OAK	3/21/2013	\$5,250	\$0	\$5,250	\$0
PST	44083	Yash Hospitality, Inc.	2012-0928-PST-E	CAMERON	3/21/2013	\$2,375	\$475	\$1,900	\$0
PST	45653	Brown's Exxon, Inc.	2012-2543-PST-E	DIMITT	3/21/2013	\$5,250	\$0	\$5,250	\$0
PST	44501	ROWLETT, PHUONG T	2012-1406-PST-E	POTTER	3/21/2013	\$4,257	\$851	\$3,406	\$0
PST	45354	United Telephone Company of Texas, Inc.	2012-2217-PST-E	ERATH	3/21/2013	\$875	\$0	\$875	\$0
PST	44964	Pen Hang, Inc	2012-1890-PST-E	TITUS	3/21/2013	\$3,504	\$700	\$2,804	\$0
PST	45696	Driscoll Children's Hospital	2012-2524-PST-E	NUECES	3/21/2013	\$2,625	\$0	\$2,625	\$0
PST	45007	Chaudhry Enterprises Incorporated	2012-1887-PST-E	PANOLA	3/21/2013	\$3,510	\$702	\$2,808	\$0
PST	44744	City of Pasadena	2012-1604-PST-E	HARRIS	3/21/2013	\$6,300	\$1,260	\$0	\$5,040
PST	44576	AA Enterprises, Inc.	2012-1435-PST-E	MONTGOMERY	3/21/2013	\$3,561	\$712	\$2,849	\$0
PST	45112	Namz Enterprises, Inc.	2012-1986-PST-E	HARRIS	3/21/2013	\$3,375	\$675	\$2,700	\$0
PST	42958	Lone Star Distributors, Inc.	2011-2105-PST-E	CAMERON	3/21/2013	\$1,125	\$225	\$900	\$0
PST	45532	SON, SOON SUN	2012-2409-PST-E	BELL	3/21/2013	\$2,625	\$0	\$2,625	\$0
PST	45555	SAHIL MERCHANT, INC.	2012-2419-PST-E	HARRIS	3/21/2013	\$2,625	\$0	\$2,625	\$0
PST	45784	CIC Construction, Inc.	2012-2645-PST-E	WHARTON	3/21/2013	\$875	\$0	\$875	\$0
PST	44888	ROBLES, MANUEL	2012-1769-PST-E	LUBBOCK	3/21/2013	\$3,750	\$750	\$3,000	\$0
PST	45355	Parker County	2012-2216-PST-E	PARKER	3/21/2013	\$2,625	\$0	\$2,625	\$0
PST	45551	RRN ENTERPRISES, INC.	2012-2401-PST-E	HARRIS	3/21/2013	\$2,625	\$0	\$2,625	\$0
PST	44569	M.R.D. GROUP, INC.	2012-1440-PST-E	HARRIS	3/21/2013	\$4,350	\$870	\$3,480	\$0
PST	45611	281 Star Retail, Inc.	2012-2470-PST-E	ATASCOSA	3/21/2013	\$2,625	\$0	\$2,625	\$0
PST	45358	Richland College	2012-2245-PST-E	DALLAS	3/21/2013	\$2,625	\$0	\$2,625	\$0
PST	45166	Benish Corporation	2012-2033-PST-E	DALLAS	3/21/2013	\$3,750	\$750	\$3,000	\$0
PST	44781	Hicks Oil & Butane Co.	2012-1668-PST-E	CAMERON	3/21/2013	\$3,750	\$750	\$3,000	\$0

Singles Programs

Appendix 1: List of Administrative Orders Issued FY 2013

Date Range Selected : 09/01/2012 - 08/31/2013

PGM	Case No.	Respondent Name	Docket#	County	Order Date	Penalty Assessed	Penalty Deferred	Payable Amount	SEP Offset
PST	43362	Lawbella Gasoline, Inc.	2012-0213-PST-E	WISE	3/21/2013	\$5,138	\$1,027	\$4,111	\$0
PST	45832	Baytown Enterprises, LLC	2012-2681-PST-E	CHAMBERS	3/21/2013	\$2,625	\$0	\$2,625	\$0
PST	45785	City of Bellville	2012-2644-PST-E	AUSTIN	3/21/2013	\$875	\$0	\$875	\$0
PST	44726	S & S SONS, INC.	2012-1656-PST-E	POLK	3/21/2013	\$5,625	\$1,125	\$4,500	\$0
PST	44740	SIRAJUDDIN, NOORANI	2012-1592-PST-E	BEXAR	3/21/2013	\$2,500	\$500	\$2,000	\$0
PST	45094	B.K.S. Inc.	2012-1966-PST-E	HARRIS	3/21/2013	\$2,567	\$513	\$2,054	\$0
PST	44607	OAKLEY, PATRICIA ANN	2012-1476-PST-E	POLK	3/21/2013	\$5,711	\$1,141	\$4,570	\$0
PST	44742	Lone Star Distributors, Inc.	2012-1624-PST-E	CAMERON	3/21/2013	\$3,750	\$750	\$3,000	\$0
PST	45650	NGUYEN, MAI	2012-2513-PST-E	MONTGOMERY	3/21/2013	\$2,625	\$0	\$2,625	\$0
PST	44523	ROYAL K INVESTMENTS CORP	2012-1381-PST-E	MONTGOMERY	3/21/2013	\$3,375	\$675	\$2,700	\$0
PST	45786	C C Distributors, Inc.	2012-2643-PST-E	NUECES	3/21/2013	\$2,625	\$0	\$2,625	\$0
PST	45307	Methodist Hospitals of Dallas	2012-2169-PST-E	DALLAS	3/21/2013	\$875	\$0	\$875	\$0
PST	45712	LUCAS FOOD MART INC	2012-2554-PST-E	COLLIN	3/21/2013	\$2,625	\$0	\$2,625	\$0
PST	45552	Bibijan Enterprises, Inc.	2012-2400-PST-E	SMITH	3/21/2013	\$2,625	\$0	\$2,625	\$0
PST	44773	SHAZAD INC	2012-1655-PST-E	BEXAR	3/21/2013	\$3,500	\$700	\$2,800	\$0
PST	44118	Taimoor Enterprises Inc	2012-0965-PST-E	ANDERSON	3/21/2013	\$3,500	\$700	\$2,800	\$0
PST	45787	Kent Lubrication Centers, LTD.	2012-2650-PST-E	HOWARD	3/21/2013	\$2,625	\$0	\$2,625	\$0
PST	45713	Hazara Enterprises, Inc.	2012-2553-PST-E	LIBERTY	3/21/2013	\$2,625	\$0	\$2,625	\$0
PST	44834	Alan Skinner Inc	2012-1733-PST-E	DALLAS	3/21/2013	\$2,250	\$450	\$1,800	\$0
PST	44889	Yen K Tat	2012-1768-PST-E	BEXAR	3/21/2013	\$5,887	\$1,177	\$4,710	\$0
PST	44954	HARWIN BUSINESS, INC.	2012-1866-PST-E	HARRIS	3/21/2013	\$5,230	\$1,046	\$4,184	\$0
PST	44678	MODAK & PARTNERS INC.	2012-1548-PST-E	SMITH	3/21/2013	\$3,750	\$750	\$3,000	\$0
PST	44491	Ameen Enterprises LLC	2012-1346-PST-E	ERATH	3/21/2013	\$5,000	\$1,000	\$4,000	\$0
PST	45649	Babaji & Company Inc. dba Phillips 66	2012-2514-PST-E	HARRIS	3/21/2013	\$2,625	\$0	\$2,625	\$0
PST	44898	Intercontinental San Antonio Forum Limited Partnership	2012-1777-PST-E	BEXAR	3/21/2013	\$4,003	\$800	\$3,203	\$0
PST	45239	Wayne Koontz	2012-2091-PST-E	LUBBOCK	3/21/2013	\$2,813	\$562	\$2,251	\$0
PST	44390	Wharton County	2012-1248-PST-E	WHARTON	3/21/2013	\$5,000	\$1,000	\$0	\$4,000
PST	44163	HUB CITY CONVENIENCE STORES INC	2012-1016-PST-E	DEAF SMITH	3/21/2013	\$4,858	\$971	\$3,887	\$0
PST	44617	Brownsville Independent School District	2012-1485-PST-E	CAMERON	3/21/2013	\$6,750	\$1,350	\$5,400	\$0
PST	45356	SEQUOIA GOLF WOODLANDS LLC	2012-2215-PST-E	MONTGOMERY	3/21/2013	\$2,625	\$0	\$2,625	\$0
PST	45225	Parsons International, Inc.	2012-2097-PST-E	HARRIS	3/21/2013	\$3,375	\$675	\$2,700	\$0
PST	44797	3DR LLC	2012-1680-PST-E	WICHITA	3/21/2013	\$5,536	\$1,107	\$4,429	\$0
PST	45553	PLOTNER, MONIKA M	2012-2399-PST-E	BELL	3/21/2013	\$2,625	\$0	\$2,625	\$0
PST	44661	ZAK Business Inc.	2012-1524-PST-E	MONTGOMERY	3/21/2013	\$3,750	\$750	\$3,000	\$0
PST	44917	Dallas County Community College District	2012-1805-PST-E	DALLAS	3/21/2013	\$2,500	\$500	\$2,000	\$0
PST	45137	Tawakul Investments Inc	2012-2010-PST-E	DALLAS	3/21/2013	\$5,782	\$1,156	\$4,626	\$0
PST	44550	Starking Inc.	2012-1418-PST-E	BELL	3/21/2013	\$6,693	\$1,338	\$5,355	\$0
PST	44863	Monroe @ Winkler Investments, Inc.	2012-1771-PST-E	HARRIS	3/21/2013	\$5,100	\$1,020	\$4,080	\$0

Singles Programs

Appendix 1: List of Administrative Orders Issued FY 2013

Date Range Selected : 09/01/2012 - 08/31/2013

PGM	Case No.	Respondent Name	Docket#	County	Order Date	Penalty Assessed	Penalty Deferred	Payable Amount	SEP Offset
PST	45831	Tri-Con, Inc.	2012-2682-PST-E	ORANGE	3/21/2013	\$2,625	\$0	\$2,625	\$0
PST	45648	J&U Distributing Company, Inc.	2012-2515-PST-E	BELL	3/21/2013	\$2,625	\$0	\$2,625	\$0
PST	44935	SEEMA ENTERPRISES INC.	2012-1813-PST-E	HARRIS	3/21/2013	\$2,400	\$480	\$1,920	\$0
PST	45289	Lithia Motors Support Services, Inc.	2012-2150-PST-E	NUECES	3/21/2013	\$2,954	\$590	\$2,364	\$0
PST	45554	BABA NANAK, INC.	2012-2398-PST-E	HARRIS	3/21/2013	\$2,625	\$0	\$2,625	\$0
PST	44216	Khawar & Sons, Inc.	2012-1089-PST-E	HARRIS	3/21/2013	\$2,634	\$526	\$2,108	\$0
PST	44561	King Fuels, Inc.	2012-1419-PST-E	POLK	3/21/2013	\$5,626	\$1,125	\$4,501	\$0
PST	43999	Helfman Enterprises, Inc.	2012-0827-PST-E	HARRIS	3/21/2013	\$4,355	\$871	\$3,484	\$0
PST	45132	Hazara Enterprises, Inc.	2012-2013-PST-E	LIBERTY	3/21/2013	\$2,438	\$487	\$1,951	\$0
PST	45207	Handy Place, Inc.	2012-2080-PST-E	PARKER	3/21/2013	\$2,813	\$562	\$2,251	\$0
PST	44344	Real & Retail Unlimited Inc.	2012-1205-PST-E	DENTON	3/27/2013	\$10,806	\$0	\$10,806	\$0
PST	44261	HAFSI, MOHAMED *	2012-1336-PST-E	BEXAR	3/27/2013	\$5,908	\$0	\$5,908	\$0
PST	43740	NIETO, LUIS	2012-0585-PST-E	HIDALGO	3/27/2013	\$2,634	\$0	\$2,634	\$0
PST	43696	Sardinia Investment, Inc.	2012-0503-PST-E	HARRIS	3/27/2013	\$9,679	\$0	\$9,679	\$0
PST	44386	Lakhani Investments, Inc.	2012-1239-PST-E	MEDINA	3/27/2013	\$8,876	\$0	\$8,876	\$0
PST	44132	B F Beverage, Inc	2012-0979-PST-E	TARRANT	3/29/2013	\$21,280	\$0	\$21,280	\$0
PST	43570	ASAD Trading Inc	2012-0369-PST-E	GREGG	4/7/2013	\$7,518	\$1,503	\$6,015	\$0
PST	44383	Blue Water Fall Inc.	2012-1241-PST-E	BELL	4/7/2013	\$7,256	\$1,451	\$5,805	\$0
PST	45008	CARROLL, WILLIAM	2012-1886-PST-E	PANOLA	4/7/2013	\$4,558	\$911	\$3,647	\$0
PST	44650	BALDRIDGE, CHIL L	2012-1517-PST-E	HARRIS	4/7/2013	\$10,275	\$2,054	\$8,221	\$0
PST	45654	Entergy Texas, Inc.	2012-2542-PST-E	MONTGOMERY	4/7/2013	\$2,625	\$0	\$2,625	\$0
PST	45697	Danish Enterprises, Inc.	2012-2523-PST-E	MONTGOMERY	4/7/2013	\$5,250	\$0	\$5,250	\$0
PST	44106	Lisanti Realty Corporation	2012-0950-PST-E	DALLAS	4/7/2013	\$8,491	\$1,698	\$6,793	\$0
PST	44944	Fresno Investments, Inc.	2012-1876-PST-E	BEXAR	4/7/2013	\$3,375	\$675	\$2,700	\$0
PST	44983	Pierce Construction, Inc.	2012-1856-PST-E	PANOLA	4/7/2013	\$5,755	\$1,151	\$4,604	\$0
PST	41642	Ali, Mohammad	2011-0748-PST-E	WHARTON	4/7/2013	\$4,025	\$4,025	\$0	\$0
PST	45218	MANILA CORPORATION	2012-2101-PST-E	HARRIS	4/7/2013	\$3,750	\$750	\$3,000	\$0
PST	44529	NSBK Services, Inc.	2012-1378-PST-E	HARRIS	4/7/2013	\$10,282	\$2,056	\$8,226	\$0
PST	44633	National Geospatial-Intelligence Agency	2012-1494-PST-E	PALO PINTO	4/7/2013	\$3,750	\$750	\$3,000	\$0
PST	44364	Texas Department of Transportation	2012-1218-PST-E	WALLER	4/7/2013	\$2,813	\$562	\$0	\$2,251
PST	42017	MEZA	2011-1129-PST-E	ECTOR	4/7/2013	\$28,234	\$0	\$28,234	\$0
PST	44826	LALANI, NAVROZ	2012-1718-PST-E	MORRIS	4/7/2013	\$7,942	\$1,588	\$6,354	\$0
PST	45053	Valley Transit Co, Inc. *	2012-1949-PST-E	CAMERON	4/7/2013	\$3,750	\$750	\$3,000	\$0
PST	44754	Pruski Service Center, Inc.	2012-1621-PST-E	WILSON	4/7/2013	\$12,850	\$2,570	\$10,280	\$0
PST	44698	ACTEV Inc.	2012-1579-PST-E	DENTON	4/7/2013	\$3,825	\$765	\$3,060	\$0
PST	44357	Hari Enterprises, L.L.C.	2012-1209-PST-E	WHARTON	4/7/2013	\$9,525	\$1,905	\$7,620	\$0
PST	44329	Lovers Lane European Automotive LLC	2012-1182-PST-E	DALLAS	4/7/2013	\$11,096	\$2,219	\$8,877	\$0
PST	44449	Sorahim Investment, Inc.	2012-1343-PST-E	HARRIS	4/7/2013	\$8,505	\$1,701	\$6,804	\$0

Singles Programs

Appendix 1: List of Administrative Orders Issued FY 2013

Date Range Selected : 09/01/2012 - 08/31/2013

PGM	Case No.	Respondent Name	Docket#	County	Order Date	Penalty Assessed	Penalty Deferred	Payable Amount	SEP Offset
PST	45151	City of Houston	2012-2020-PST-E	HARRIS	4/7/2013	\$3,750	\$750	\$3,000	\$0
PST	44599	HUT ENTERPRISES, LLC	2012-1470-PST-E	HARRIS	4/7/2013	\$2,423	\$484	\$1,939	\$0
PST	45064	Kuick Way Enterprises Inc	2012-1939-PST-E	CAMP	4/7/2013	\$7,875	\$1,575	\$6,300	\$0
PST	43755	S S S ENTERPRISES, INC.	2012-0572-PST-E	HARRIS	4/7/2013	\$8,120	\$0	\$8,120	\$0
PST	44201	ENIGMA ENTERPRISES INC	2012-1054-PST-E	DALLAS	4/7/2013	\$9,048	\$1,809	\$7,239	\$0
PST	44604	Mondial, Inc.	2012-1474-PST-E	WALLER	4/7/2013	\$7,629	\$1,525	\$6,104	\$0
PST	44402	Avalon Investments, LLC	2012-1479-PST-E	SMITH	4/7/2013	\$33,850	\$6,770	\$27,080	\$0
PST	44894	RIMPAN LLC	2012-1774-PST-E	SHELBY	4/7/2013	\$4,125	\$825	\$3,300	\$0
PST	45092	JALBHE INVESTMENT INC.	2012-1967-PST-E	GREGG	4/7/2013	\$3,880	\$776	\$3,104	\$0
PST	44020	TERHUNE, JACK A	2012-0853-PST-E	OCHILTREE	4/7/2013	\$10,327	\$2,065	\$8,262	\$0
PST	44551	A & M Interests, Inc. dba North Side Texaco	2012-1446-PST-E	MONTGOMERY	4/7/2013	\$10,132	\$2,026	\$8,106	\$0
PST	45010	CRUMP, DANNY	2012-1885-PST-E	TITUS	4/7/2013	\$3,504	\$700	\$2,804	\$0
PST	44564	Siraj Traders, USA, Inc.	2012-1422-PST-E	MONTGOMERY	4/7/2013	\$7,650	\$1,530	\$6,120	\$0
PST	45341	Columbia Medical Center of Lewisville Subsidiary LP	2012-2208-PST-E	DENTON	4/7/2013	\$2,949	\$589	\$2,360	\$0
PST	44535	DASS INVESTMENTS, LLC	2012-1389-PST-E	ZAPATA	4/8/2013	\$5,625	\$0	\$5,625	\$0
PST	43494	MATEJKA, GAYLAND	2012-0314-PST-E	LIMESTONE	4/8/2013	\$2,500	\$0	\$2,500	\$0
PST	44767	Kali, Inc.	2012-1647-PST-E	PARKER	4/8/2013	\$7,500	\$0	\$7,500	\$0
PST	44578	Alia Enterprises, Inc.	2012-1436-PST-E	HARRIS	4/8/2013	\$6,158	\$0	\$6,158	\$0
PST	43459	TLG Properties, Ltd.	2012-0280-PST-E	HARRIS	4/8/2013	\$5,000	\$0	\$5,000	\$0
PST	44484	RAKAH INC	2012-1342-PST-E	COOKE	4/8/2013	\$7,487	\$0	\$7,487	\$0
PST	43227	Alma Discount Package, Inc.	2012-0023-PST-E	ELLIS	4/8/2013	\$3,629	\$0	\$3,629	\$0
PST	44342	Zarina Enterprises, Inc.	2012-1199-PST-E	WHARTON	4/8/2013	\$2,813	\$0	\$2,813	\$0
PST	44141	KVS Business Inc	2012-0986-PST-E	GREGG	4/8/2013	\$2,634	\$0	\$2,634	\$0
PST	44976	M. USA ENTERPRISES LLC	2012-1850-PST-E	DENTON	4/21/2013	\$4,687	\$937	\$3,750	\$0
PST	45480	Big Tex Transportation, Inc.	2012-2412-PST-E	TITUS	4/21/2013	\$3,504	\$700	\$2,804	\$0
PST	45991	SHAHIL CORPORATION	2013-0115-PST-E	MONTGOMERY	4/21/2013	\$2,625	\$0	\$2,625	\$0
PST	45006	PRAPTI, LLC	2012-1888-PST-E	HARRIS	4/21/2013	\$2,888	\$577	\$2,311	\$0
PST	44788	SALEEM, PATTY *	2012-1674-PST-E	MONTAGUE	4/21/2013	\$2,905	\$581	\$2,324	\$0
PST	44795	RDW Rudy's Frisco Limited Partnership	2012-1677-PST-E	COLLIN	4/21/2013	\$6,886	\$1,377	\$5,509	\$0
PST	45074	RIVERSTOP INC	2012-1953-PST-E	GREGG	4/21/2013	\$3,510	\$702	\$2,808	\$0
PST	45318	Shujat Holding Company	2012-2195-PST-E	ORANGE	4/21/2013	\$3,750	\$750	\$3,000	\$0
PST	44990	Asmara Enterprises, Inc.	2012-1865-PST-E	MORRIS	4/21/2013	\$6,880	\$1,376	\$5,504	\$0
PST	44973	ALYSSA ENTERPRISE, INC.	2012-1853-PST-E	HARRIS	4/21/2013	\$4,500	\$900	\$3,600	\$0
PST	45249	BOYD, GROVER	2012-2118-PST-E	GREGG	4/21/2013	\$3,886	\$777	\$3,109	\$0
PST	45186	Mazen, Inc.	2012-2054-PST-E	PARKER	4/21/2013	\$5,759	\$1,151	\$4,608	\$0
PST	44991	GAUDET, MACK	2012-1896-PST-E	RUSK	4/21/2013	\$5,309	\$1,061	\$4,248	\$0
PST	45290	Noble Business Inc.	2012-2149-PST-E	TARRANT	4/21/2013	\$3,375	\$675	\$2,700	\$0
PST	44829	Shepherd Business, Inc.	2012-1726-PST-E	SAN JACINTO	4/21/2013	\$7,500	\$1,500	\$6,000	\$0

Singles Programs

Appendix 1: List of Administrative Orders Issued FY 2013

Date Range Selected : 09/01/2012 - 08/31/2013

PGM	Case No.	Respondent Name	Docket#	County	Order Date	Penalty Assessed	Penalty Deferred	Payable Amount	SEP Offset
PST	45075	City of Deer Park	2012-1952-PST-E	HARRIS	4/21/2013	\$3,750	\$750	\$3,000	\$0
PST	44203	DEAN, BETTY J	2012-1149-PST-E	SHELBY	4/21/2013	\$3,880	\$776	\$3,104	\$0
PST	45344	Tarkington - Safari Investments, Inc.	2012-2207-PST-E	LIBERTY	4/21/2013	\$3,750	\$750	\$3,000	\$0
PST	44694	WRIGHT JOSHUA INVESTMENTS, LLC	2012-1573-PST-E	WEBB	4/21/2013	\$3,563	\$712	\$2,851	\$0
PST	45379	Norris-Brantley, Inc.	2012-2237-PST-E	GREGG	4/21/2013	\$3,505	\$701	\$2,804	\$0
PST	43723	Star Touch Technologies Inc.	2012-0618-PST-E	FREESTONE	4/21/2013	\$2,550	\$510	\$2,040	\$0
PST	45367	AKHILA INC *	2012-2227-PST-E	BELL	4/21/2013	\$2,942	\$588	\$2,354	\$0
PST	42642	Millennium B & O Corporation	2011-1791-PST-E	DALLAS	4/21/2013	\$3,979	\$795	\$3,184	\$0
PST	45972	REDDY BUSINESS SOLUTIONS, INC.	2013-0070-PST-E	BASTROP	4/21/2013	\$2,625	\$0	\$2,625	\$0
PST	45274	NRV Enterprise, Inc.	2012-2156-PST-E	HARRIS	4/21/2013	\$2,813	\$562	\$2,251	\$0
PST	45674	New Medical Horizon II LTD	2012-2600-PST-E	HARRIS	4/21/2013	\$3,500	\$0	\$3,500	\$0
PST	45210	Saze, Inc.	2012-2083-PST-E	GREGG	4/21/2013	\$3,375	\$675	\$2,700	\$0
PST	45973	TREHAN & RAINA ENTERPRISES LLC	2013-0069-PST-E	HARRIS	4/21/2013	\$2,625	\$0	\$2,625	\$0
PST	45022	YU, HAG YONG	2012-1912-PST-E	HARRIS	4/21/2013	\$5,000	\$1,000	\$4,000	\$0
PST	45109	Stella Link Service Station, Inc.	2012-1984-PST-E	HARRIS	4/21/2013	\$3,375	\$675	\$2,700	\$0
PST	46033	CHUBBIES INVESTMENTS INC	2013-0143-PST-E	LIBERTY	4/21/2013	\$2,625	\$0	\$2,625	\$0
PST	44322	SHIWAKOTI, BISHNU	2012-1211-PST-E	DALLAS	4/21/2013	\$2,475	\$495	\$1,980	\$0
PST	45134	Billy Del Goodman	2012-2034-PST-E	GREGG	4/21/2013	\$3,375	\$675	\$2,700	\$0
PST	45073	Mex-Pak-U.S.A., Inc.	2012-1954-PST-E	WEBB	4/21/2013	\$7,125	\$1,425	\$5,700	\$0
PST	45077	S. M. K International, Inc.	2012-1951-PST-E	GREGG	4/21/2013	\$4,063	\$812	\$3,251	\$0
PST	44837	SPENCER #1 ENTERPRISES, INC.	2012-1731-PST-E	HARRIS	4/21/2013	\$2,974	\$594	\$2,380	\$0
PST	45352	Weatherford Independent School District	2012-2285-PST-E	PARKER	4/21/2013	\$6,564	\$1,312	\$5,252	\$0
PST	45277	RAJESWARY LLP	2012-2155-PST-E	SAN JACINTO	4/21/2013	\$3,375	\$675	\$2,700	\$0
PST	45481	Snappy's Exxpress Mart, Inc.	2012-2336-PST-E	ORANGE	4/21/2013	\$2,813	\$562	\$2,251	\$0
PST	45296	Mughal, Inc.	2012-2145-PST-E	HARRIS	4/21/2013	\$2,813	\$562	\$2,251	\$0
PST	45240	RASHID, IRAM	2012-2090-PST-E	ERATH	4/21/2013	\$3,375	\$675	\$2,700	\$0
PST	46034	Jai L N Inc.	2013-0142-PST-E	BELL	4/21/2013	\$2,625	\$0	\$2,625	\$0
PST	45232	SAYEG, ABRAHAM	2012-2120-PST-E	WALLER	4/21/2013	\$2,438	\$487	\$1,951	\$0
PST	42172	Union Food Store Inc.	2011-1314-PST-E	HARRIS	4/21/2013	\$2,600	\$520	\$2,080	\$0
PST	45118	MAT-J, L.L.C.	2012-1998-PST-E	GREGG	4/21/2013	\$2,571	\$514	\$2,057	\$0
PST	44986	GORKHALI, MANISHA S	2012-1947-PST-E	SHELBY	4/21/2013	\$3,900	\$780	\$3,120	\$0
PST	45065	MLK First Stop, Inc.	2012-1938-PST-E	HARRIS	4/21/2013	\$3,375	\$675	\$2,700	\$0
PST	46035	SBN ENT INC.	2013-0141-PST-E	SMITH	4/21/2013	\$2,625	\$0	\$2,625	\$0
PST	45116	Dallas CTG Corporation	2012-2000-PST-E	GREGG	4/21/2013	\$3,375	\$675	\$2,700	\$0
PST	44960	CLYDE VIEW ENTERPRISES LLC	2012-1875-PST-E	CALLAHAN	4/21/2013	\$3,502	\$700	\$2,802	\$0
PST	45252	Shaikh Trading, LLC	2012-2117-PST-E	HARRIS	4/21/2013	\$1,317	\$263	\$1,054	\$0
PST	44904	AMMOURI, ABED	2012-1790-PST-E	DALLAS	4/21/2013	\$4,873	\$974	\$3,899	\$0
PST	44110	Sunshine Stores, Inc.	2012-0955-PST-E	NACOGDOCHES	4/23/2013	\$20,334	\$0	\$20,334	\$0

Singles Programs

Appendix 1: List of Administrative Orders Issued FY 2013

Date Range Selected : 09/01/2012 - 08/31/2013

PGM	Case No.	Respondent Name	Docket#	County	Order Date	Penalty Assessed	Penalty Deferred	Payable Amount	SEP Offset
PST	44186	Helsel, Vicki	2012-1028-PST-E	RUSK	4/23/2013	\$8,883	\$0	\$8,883	\$0
PST	44593	Happyle Corporation	2012-1466-PST-E	POLK	4/27/2013	\$7,632	\$0	\$7,632	\$0
PST	43717	CHAPA, ALICE MICHELLE	2012-0536-PST-E	SAN PATRICIO	4/27/2013	\$23,651	\$0	\$23,651	\$0
PST	44422	AMK Properties L L C	2012-1279-PST-E	FRIO	4/27/2013	\$17,005	\$3,401	\$13,604	\$0
PST	43700	ZAKI & SAI INC	2012-0510-PST-E	CHEROKEE	4/27/2013	\$14,439	\$0	\$14,439	\$0
PST	44571	GALVESTON SPEEDY STOP, L.L.C.	2012-1429-PST-E	GALVESTON	4/27/2013	\$6,780	\$0	\$6,780	\$0
PST	44721	S.V. Texas Cooler, LLC	2012-1593-PST-E	WILSON	4/27/2013	\$15,000	\$3,000	\$12,000	\$0
PST	44580	Mock, Thomas M *	2012-1438-PST-E	MONTGOMERY	4/27/2013	\$8,507	\$1,701	\$6,806	\$0
PST	45089	Douglass Distributing Company	2012-1965-PST-E	DENTON	4/27/2013	\$7,779	\$1,555	\$6,224	\$0
PST	43922	NGUYEN, AMY	2012-0748-PST-E	MATAGORDA	4/27/2013	\$8,881	\$1,776	\$7,105	\$0
PST	44482	Gonzales Retailers, LLC	2012-1339-PST-E	GONZALES	4/27/2013	\$9,549	\$1,909	\$7,640	\$0
PST	45171	California Warehouse, Inc	2012-2042-PST-E	HARRIS	4/27/2013	\$7,650	\$0	\$7,650	\$0
PST	42948	DHILLON, INDERJEET	2011-2095-PST-E	YOUNG	4/27/2013	\$12,708	\$0	\$12,708	\$0
PST	44918	United Fuel & Energy Corporation	2012-1815-PST-E	GREGG	4/27/2013	\$10,010	\$2,002	\$8,008	\$0
PST	44636	JANG & CO INC	2012-1509-PST-E	NUECES	4/27/2013	\$31,975	\$6,395	\$25,580	\$0
PST	44545	Shahab, Inc.	2012-1402-PST-E	HOOD	4/27/2013	\$9,247	\$1,849	\$7,398	\$0
PST	44531	Eshaan Retail Group Inc	2012-1376-PST-E	BELL	4/29/2013	\$3,763	\$0	\$3,763	\$0
PST	44913	Supreme Business Inc	2012-1787-PST-E	HARRIS	4/29/2013	\$6,750	\$0	\$6,750	\$0
PST	44065	C.O. Jones Enterprises L.L.C.	2012-0909-PST-E	BREWSTER	4/29/2013	\$6,166	\$0	\$6,166	\$0
PST	43933	FAMIS CORPORATION	2012-0763-PST-E	CHEROKEE	4/29/2013	\$2,633	\$0	\$2,633	\$0
PST	43680	Coastal King Operations, Inc.	2012-0489-PST-E	NUECES	4/29/2013	\$3,880	\$0	\$3,880	\$0
PST	44786	JSTH INVESTMENT, INC.	2012-1667-PST-E	SHELBY	4/29/2013	\$4,505	\$0	\$4,505	\$0
PST	45418	Elim Gas Station Corporation	2012-2278-PST-E	COLLIN	4/29/2013	\$4,500	\$0	\$4,500	\$0
PST	44101	Almeda Plaza, Inc.	2012-0944-PST-E	HARRIS	4/29/2013	\$2,600	\$0	\$2,600	\$0
PST	43163	KC Corporation	2011-2331-PST-E	ELLIS	5/2/2013	\$2,629	\$525	\$2,104	\$0
PST	45428	JML Enterprises Inc	2012-2299-PST-E	TITUS	5/2/2013	\$1,875	\$375	\$1,500	\$0
PST	45230	Lucky Enterprises, Inc.	2012-2094-PST-E	BELL	5/2/2013	\$3,879	\$775	\$3,104	\$0
PST	46122	Hoodbro Enterprises, Inc.	2013-0239-PST-E	DENTON	5/2/2013	\$2,625	\$0	\$2,625	\$0
PST	45591	Young, Michael C. *	2012-2442-PST-E	WOOD	5/2/2013	\$6,750	\$1,350	\$5,400	\$0
PST	45655	Heimco Inc	2012-2511-PST-E	WOOD	5/2/2013	\$3,508	\$701	\$2,807	\$0
PST	45335	Chin, Soon	2012-2221-PST-E	BELL	5/2/2013	\$3,505	\$701	\$2,804	\$0
PST	45106	ZARRIN, SYEDA FARHANA	2012-1978-PST-E	GREGG	5/2/2013	\$2,943	\$588	\$2,355	\$0
PST	42262	Food Fast Corporation	2011-1410-PST-E	LAMAR	5/2/2013	\$4,348	\$869	\$3,479	\$0
PST	45494	Hugh L. Baker *	2012-2350-PST-E	HARRIS	5/2/2013	\$3,883	\$776	\$3,107	\$0
PST	45440	Myeong Ja Jeong	2012-2313-PST-E	HARRIS	5/2/2013	\$5,004	\$1,000	\$4,004	\$0
PST	45457	Mo's Exxon Inc.	2012-2323-PST-E	COLLIN	5/2/2013	\$2,567	\$513	\$2,054	\$0
PST	45079	DOUBLEKEY CROWN CORPORATION	2012-1957-PST-E	ROBERTSON	5/2/2013	\$2,813	\$562	\$2,251	\$0
PST	44891	2000 IIG Inc. dba Diamond Smart 2	2012-1766-PST-E	HARRIS	5/2/2013	\$6,600	\$1,320	\$5,280	\$0

Singles Programs

Appendix 1: List of Administrative Orders Issued FY 2013

Date Range Selected : 09/01/2012 - 08/31/2013

PGM	Case No.	Respondent Name	Docket#	County	Order Date	Penalty Assessed	Penalty Deferred	Payable Amount	SEP Offset
PST	46123	Sirpunch, Inc.	2013-0238-PST-E	HARRIS	5/2/2013	\$2,625	\$0	\$2,625	\$0
PST	44953	Magnificent Investment, Inc.	2012-1832-PST-E	GUADALUPE	5/2/2013	\$7,632	\$1,526	\$6,106	\$0
PST	45628	SPARKY FUELS, INC.	2012-2501-PST-E	WOOD	5/2/2013	\$2,813	\$562	\$2,251	\$0
PST	45399	Lau Enterprises, LLP	2012-2259-PST-E	SAN JACINTO	5/2/2013	\$3,750	\$750	\$3,000	\$0
PST	45035	Manasiya Properties, Inc.	2012-1906-PST-E	HARRIS	5/2/2013	\$3,375	\$675	\$2,700	\$0
PST	45284	MIRZIAN, INC.	2012-2152-PST-E	DENTON	5/2/2013	\$3,375	\$675	\$2,700	\$0
PST	46124	Collins Wise Oil Company, L.L.C.	2013-0237-PST-E	HILL	5/2/2013	\$2,625	\$0	\$2,625	\$0
PST	44806	Afshan & Iftikhar Enterprises, Inc.	2012-1695-PST-E	MORRIS	5/2/2013	\$8,750	\$1,750	\$7,000	\$0
PST	45211	BALRAJ SINGH	2012-2102-PST-E	LIBERTY	5/2/2013	\$3,638	\$727	\$2,911	\$0
PST	45293	ASMR Family, LLC	2012-2148-PST-E	BELL	5/2/2013	\$6,694	\$1,338	\$5,356	\$0
PST	45187	Z.K.L. Enterprise, Inc.	2012-2053-PST-E	BEXAR	5/2/2013	\$3,375	\$675	\$2,700	\$0
PST	45229	Reagan, Louie	2012-2095-PST-E	ROBERTSON	5/2/2013	\$4,500	\$900	\$3,600	\$0
PST	44067	T N A GROUP INC	2012-0908-PST-E	DALLAS	5/2/2013	\$2,550	\$510	\$2,040	\$0
PST	45190	City of Stephenville	2012-2050-PST-E	ERATH	5/2/2013	\$2,813	\$562	\$0	\$2,251
PST	45396	La Familia Retail Inc	2012-2256-PST-E	ATASCOSA	5/2/2013	\$3,750	\$750	\$3,000	\$0
PST	45311	MABIS, INC.	2012-2177-PST-E	HARRIS	5/2/2013	\$3,543	\$708	\$2,835	\$0
PST	43368	AAA & Family, L.L.C.	2012-0178-PST-E	BRAZOS	5/2/2013	\$1,875	\$375	\$1,500	\$0
PST	45465	Phero & Anna, Inc.	2012-2465-PST-E	NUECES	5/2/2013	\$2,813	\$562	\$2,251	\$0
PST	44978	I F Y ENTERPRISES INC	2012-1858-PST-E	PANOLA	5/2/2013	\$3,510	\$702	\$2,808	\$0
PST	44259	GHENE'S, INC.	2012-1114-PST-E	RUSK	5/2/2013	\$2,943	\$588	\$2,355	\$0
PST	45376	ADAMS FOOD MART INC	2012-2244-PST-E	BELL	5/2/2013	\$3,380	\$676	\$2,704	\$0
PST	45454	Sharee G. A., Inc.	2012-2310-PST-E	TITUS	5/2/2013	\$3,879	\$775	\$3,104	\$0
PST	44890	Kamil Enterprises Inc.	2012-1767-PST-E	DALLAS	5/2/2013	\$7,500	\$1,500	\$6,000	\$0
PST	44812	NAKISA ENTERPRISES LLC	2012-1708-PST-E	DENTON	5/2/2013	\$35,800	\$7,160	\$28,640	\$0
PST	45050	EAGER, RICK	2012-1942-PST-E	LUBBOCK	5/2/2013	\$4,068	\$813	\$3,255	\$0
PST	44979	Kul Devi Enterprises Inc.	2012-1857-PST-E	GREGG	5/2/2013	\$8,005	\$1,601	\$6,404	\$0
PST	45348	E - Z INTERNATIONAL INC.	2012-2206-PST-E	MONTGOMERY	5/2/2013	\$2,438	\$487	\$1,951	\$0
PST	45242	Upham Oil & Gas Company, L.P.	2012-2114-PST-E	PARKER	5/2/2013	\$2,580	\$516	\$2,064	\$0
PST	45205	Gams Inc.	2012-2075-PST-E	KLEBERG	5/2/2013	\$3,885	\$777	\$3,108	\$0
PST	45501	ALRAMAHI, HATEM	2012-2433-PST-E	DENTON	5/2/2013	\$2,438	\$487	\$1,951	\$0
PST	45676	Luetge, Rocky	2012-2534-PST-E	AUSTIN	5/11/2013	\$2,942	\$588	\$2,354	\$0
PST	45343	Poppy's Country Market, LLC	2012-2186-PST-E	MONTGOMERY	5/11/2013	\$3,375	\$675	\$2,700	\$0
PST	45386	Cameron ISD	2012-2232-PST-E	MILAM	5/11/2013	\$3,375	\$675	\$2,700	\$0
PST	45562	M-N-J Grocery Corp.	2012-2430-PST-E	BASTROP	5/11/2013	\$3,880	\$776	\$3,104	\$0
PST	45609	THE TEX-MEX RODRIGUEZ LLC	2012-2468-PST-E	HARRIS	5/11/2013	\$5,200	\$1,040	\$4,160	\$0
PST	45393	AR-RAZZAQ INVESTMENTS INC	2012-2257-PST-E	TITUS	5/11/2013	\$3,877	\$775	\$3,102	\$0
PST	45060	KUTOB LLC	2012-1940-PST-E	GREGG	5/11/2013	\$6,610	\$1,322	\$5,288	\$0
PST	45400	Vu Tran	2012-2267-PST-E	MONTGOMERY	5/11/2013	\$5,947	\$1,189	\$4,758	\$0

Singles Programs

Appendix 1: List of Administrative Orders Issued FY 2013

Date Range Selected : 09/01/2012 - 08/31/2013

PGM	Case No.	Respondent Name	Docket#	County	Order Date	Penalty Assessed	Penalty Deferred	Payable Amount	SEP Offset
PST	45556	J & J Management, Inc.	2012-2397-PST-E	NUECES	5/11/2013	\$2,568	\$513	\$2,055	\$0
PST	45371	Plano Independent School District	2012-2226-PST-E	COLLIN	5/11/2013	\$3,000	\$600	\$2,400	\$0
PST	45170	PERCY PIERCE TRADING CORPORATION	2012-2032-PST-E	UPSHUR	5/11/2013	\$5,750	\$1,150	\$4,600	\$0
PST	45339	BlueLinx Corporation	2012-2219-PST-E	LUBBOCK	5/11/2013	\$3,516	\$703	\$2,813	\$0
PST	45849	BUC-EE'S, LTD.	2012-2723-PST-E	BRAZORIA	5/11/2013	\$5,625	\$1,125	\$4,500	\$0
PST	45208	Conroe Independent School District	2012-2081-PST-E	MONTGOMERY	5/11/2013	\$2,813	\$562	\$2,251	\$0
PST	45405	CALHOUN'S COUNTRY STORE, INCORPORATED	2012-2284-PST-E	LIBERTY	5/11/2013	\$2,567	\$513	\$2,054	\$0
PST	44867	MKSN Investments, LLC	2012-1744-PST-E	HARRIS	5/11/2013	\$3,125	\$625	\$2,500	\$0
PST	45212	City of Wharton	2012-2084-PST-E	WHARTON	5/11/2013	\$3,375	\$675	\$0	\$2,700
PST	45475	VRST Corporation	2012-2330-PST-E	LUBBOCK	5/11/2013	\$3,375	\$675	\$2,700	\$0
PST	45013	Macive, LLC	2012-1895-PST-E	TITUS	5/11/2013	\$2,568	\$513	\$2,055	\$0
PST	45374	EARNEST, DARRELL *	2012-2250-PST-E	TAYLOR	5/11/2013	\$3,750	\$750	\$3,000	\$0
PST	45407	Habibulla, Quadratulla	2012-2300-PST-E	ATASCOSA	5/11/2013	\$2,943	\$588	\$2,355	\$0
PST	45177	MUNISH ENTERPRISES, INC.	2012-2059-PST-E	JASPER	5/11/2013	\$3,150	\$630	\$2,520	\$0
PST	45142	Verizon Business Network Services Inc.	2012-2583-PST-E	LUBBOCK	5/11/2013	\$3,000	\$600	\$2,400	\$0
PST	45333	Ebrahim, Rafiq	2012-2229-PST-E	MILAM	5/11/2013	\$2,813	\$562	\$2,251	\$0
PST	46149	Burki Trading, Inc.	2013-0262-PST-E	ORANGE	5/11/2013	\$2,625	\$0	\$2,625	\$0
PST	45406	Shuaib Ullah	2012-2326-PST-E	MONTGOMERY	5/11/2013	\$4,125	\$825	\$3,300	\$0
PST	45244	Punjton, Inc.	2012-2112-PST-E	AUSTIN	5/11/2013	\$2,813	\$562	\$2,251	\$0
PST	45183	TEMPLE GROCERY INC	2012-2056-PST-E	BELL	5/11/2013	\$3,879	\$775	\$3,104	\$0
PST	45646	TCS 1 MANAGEMENT COMPANY, L.L.C.	2012-2488-PST-E	ORANGE	5/11/2013	\$4,600	\$920	\$3,680	\$0
PST	45662	HERITAGE FOOD STORE CORPORATION	2012-2569-PST-E	HARRIS	5/11/2013	\$3,375	\$675	\$2,700	\$0
PST	46150	CHS Community Health Systems, Inc.	2013-0261-PST-E	LIBERTY	5/11/2013	\$875	\$0	\$875	\$0
PST	45820	Angel Brothers Enterprises, Ltd.	2012-2674-PST-E	HARRIS	5/11/2013	\$3,880	\$776	\$3,104	\$0
PST	45122	Daffodil Food, Inc.	2012-2002-PST-E	BEXAR	5/11/2013	\$2,383	\$476	\$1,907	\$0
PST	44527	Lone Star Distributors, Inc.	2012-1386-PST-E	HIDALGO	5/17/2013	\$12,781	\$0	\$12,781	\$0
PST	42966	SHEZ INC	2011-2116-PST-E	UVALDE	5/22/2013	\$7,609	\$0	\$7,609	\$0
PST	44682	Amtul Enterprises, Inc.	2012-1557-PST-E	SMITH	5/22/2013	\$7,630	\$0	\$7,630	\$0
PST	45269	Karcher Oil Co. Limited Liability Company	2012-2184-PST-E	WILBARGER	5/23/2013	\$4,256	\$0	\$4,256	\$0
PST	44968	Tyson & Co. Inc.	2012-1844-PST-E	DALLAS	5/23/2013	\$3,522	\$0	\$3,522	\$0
PST	44635	AMPM Enterprises, Inc.	2012-1493-PST-E	SMITH	5/23/2013	\$6,380	\$0	\$6,380	\$0
PST	44969	Aspri Investments, LLC	2012-1843-PST-E	BEXAR	5/23/2013	\$2,637	\$0	\$2,637	\$0
PST	44532	AFRIN C-STORE, INC.	2012-1375-PST-E	WALKER	5/23/2013	\$7,500	\$0	\$7,500	\$0
PST	43927	NSRS ENTERPRISE INC	2012-0755-PST-E	CHEROKEE	5/23/2013	\$4,000	\$0	\$4,000	\$0
PST	45378	Mike's Convenience Store, Inc.	2012-2238-PST-E	MILAM	5/23/2013	\$3,884	\$0	\$3,884	\$0
PST	43616	KHODLE, INC	2012-0563-PST-E	BEXAR	5/23/2013	\$2,500	\$0	\$2,500	\$0
PST	44515	Hamidi Food Mart Inc	2012-1354-PST-E	BEXAR	5/23/2013	\$3,881	\$0	\$3,881	\$0
PST	43024	Park Abrams Enterprises LLC	2011-2171-PST-E	DALLAS	5/23/2013	\$7,169	\$0	\$7,169	\$0

Singles Programs

Appendix 1: List of Administrative Orders Issued FY 2013

Date Range Selected : 09/01/2012 - 08/31/2013

PGM	Case No.	Respondent Name	Docket#	County	Order Date	Penalty Assessed	Penalty Deferred	Payable Amount	SEP Offset
PST	44536	ASMA C-STORES, INC.	2012-1374-PST-E	WALKER	5/23/2013	\$1,500	\$0	\$1,500	\$0
PST	42777	Sky Business, Inc.	2011-1925-PST-E	BRAZOS	5/23/2013	\$3,510	\$0	\$3,510	\$0
PST	45005	Proton Realty Co.	2012-1889-PST-E	DALLAS	5/23/2013	\$6,840	\$0	\$6,840	\$0
PST	45514	Total Stop, L. P,	2012-2379-PST-E	TITUS	6/1/2013	\$7,500	\$1,500	\$6,000	\$0
PST	45436	M & L Lucky Stop, LLC	2012-2295-PST-E	TITUS	6/1/2013	\$4,500	\$900	\$3,600	\$0
PST	45896	Delko Services, L.L.C.	2013-0014-PST-E	HARRIS	6/1/2013	\$3,375	\$675	\$2,700	\$0
PST	45580	Hass Enterprises, Inc.	2012-2448-PST-E	WOOD	6/1/2013	\$2,943	\$588	\$2,355	\$0
PST	45294	E&W INVESTMENTS LLC	2012-2147-PST-E	HARRIS	6/1/2013	\$5,542	\$1,108	\$4,434	\$0
PST	45482	KEPR Corporation	2012-2335-PST-E	UPSHUR	6/1/2013	\$6,000	\$1,200	\$4,800	\$0
PST	45381	Peshawar Inc.	2012-2235-PST-E	ORANGE	6/1/2013	\$4,687	\$937	\$3,750	\$0
PST	45316	Simrah Corporation, Inc.	2012-2196-PST-E	BELL	6/1/2013	\$5,000	\$1,000	\$4,000	\$0
PST	45278	Khalil G. El-Kasih	2012-2154-PST-E	WALLER	6/1/2013	\$3,891	\$778	\$3,113	\$0
PST	45438	Texas Department of Criminal Justice	2012-2314-PST-E	FALLS	6/1/2013	\$3,375	\$675	\$0	\$2,700
PST	45411	Femio, Inc.	2012-2282-PST-E	COLLIN	6/1/2013	\$5,000	\$1,000	\$4,000	\$0
PST	44041	Texas Department of Transportation	2012-0883-PST-E	CHEROKEE	6/1/2013	\$1,875	\$375	\$0	\$1,500
PST	45872	FJ TRADE INC	2012-2727-PST-E	NUECES	6/1/2013	\$3,134	\$626	\$2,508	\$0
PST	45730	Tarkington ISD	2012-2588-PST-E	LIBERTY	6/1/2013	\$3,750	\$750	\$3,000	\$0
PST	45848	NEW STAR BUSINESS INC.	2012-2702-PST-E	HARRIS	6/1/2013	\$2,888	\$577	\$2,311	\$0
PST	45581	Omar Vela	2012-2447-PST-E	STARR	6/1/2013	\$7,000	\$1,400	\$5,600	\$0
PST	45470	SPT Interests, LLC	2012-2321-PST-E	MONTGOMERY	6/1/2013	\$7,088	\$1,417	\$5,671	\$0
PST	45669	Sealy Independent School District	2012-2537-PST-E	AUSTIN	6/1/2013	\$2,813	\$562	\$2,251	\$0
PST	45432	U & K LLC	2012-2298-PST-E	TARRANT	6/1/2013	\$3,663	\$732	\$2,931	\$0
PST	43710	I Star Enterprises, Inc.	2012-0527-PST-E	BEXAR	6/1/2013	\$2,250	\$450	\$1,800	\$0
PST	45761	Lamar Consolidated Independent School District	2012-2613-PST-E	FORT BEND	6/1/2013	\$2,813	\$562	\$2,251	\$0
PST	45315	Walker County Hospital Corporation	2012-2197-PST-E	WALKER	6/1/2013	\$7,126	\$1,425	\$5,701	\$0
PST	45888	H&C Fuels, LLC	2012-2736-PST-E	HILL	6/1/2013	\$3,750	\$750	\$3,000	\$0
PST	45881	Chun, L.L.C.	2012-2729-PST-E	CAMP	6/1/2013	\$4,193	\$838	\$3,355	\$0
PST	45796	Chaudhry & Sons, Inc.	2012-2639-PST-E	HARRIS	6/1/2013	\$2,438	\$487	\$1,951	\$0
PST	45792	Crockett ISD	2012-2642-PST-E	HOUSTON	6/1/2013	\$2,813	\$562	\$2,251	\$0
PST	45305	HALLIBURTON, JACK	2012-2171-PST-E	WHARTON	6/1/2013	\$3,299	\$659	\$2,640	\$0
PST	45721	Schultz, Jon	2012-2582-PST-E	TITUS	6/1/2013	\$2,942	\$588	\$2,354	\$0
PST	45691	A.J.C. Rental of Texas, Ltd.	2012-2527-PST-E	BEXAR	6/1/2013	\$3,893	\$778	\$3,115	\$0
PST	43559	Texas Department of Transportation	2012-0371-PST-E	WILLIAMSON	6/1/2013	\$5,000	\$1,000	\$0	\$4,000
PST	45362	STATE LINE BUSINESS INC	2012-2212-PST-E	ORANGE	6/1/2013	\$7,500	\$1,500	\$6,000	\$0
PST	45424	International A.L.E.R.T. Academy	2012-2293-PST-E	UPSHUR	6/1/2013	\$3,975	\$795	\$3,180	\$0
PST	45476	Mousavijam, Mirasaad	2012-2338-PST-E	LUBBOCK	6/1/2013	\$4,259	\$851	\$3,408	\$0
PST	45589	City of Denton	2012-2444-PST-E	DENTON	6/1/2013	\$2,813	\$562	\$2,251	\$0
PST	45524	RRL Ventures, Inc.	2012-2411-PST-E	BEXAR	6/1/2013	\$2,813	\$562	\$2,251	\$0

Singles Programs

Appendix 1: List of Administrative Orders Issued FY 2013

Date Range Selected : 09/01/2012 - 08/31/2013

PGM	Case No.	Respondent Name	Docket#	County	Order Date	Penalty Assessed	Penalty Deferred	Payable Amount	SEP Offset
PST	45201	Aspri Investments, LLC	2012-2049-PST-E	BEXAR	6/1/2013	\$3,882	\$776	\$3,106	\$0
PST	45625	A & K Karam, Inc.	2012-2504-PST-E	BEXAR	6/1/2013	\$3,375	\$675	\$2,700	\$0
PST	45220	Gandaf USA, Inc.	2012-2100-PST-E	SMITH	6/1/2013	\$5,625	\$1,125	\$4,500	\$0
PST	45636	Central Dispatch, Inc.	2012-2497-PST-E	HARRIS	6/1/2013	\$2,813	\$562	\$2,251	\$0
PST	45542	MANSOOR TRADING CORPORATION	2012-2407-PST-E	SMITH	6/1/2013	\$3,750	\$750	\$3,000	\$0
PST	40583	Texas Pleasant Valley Enterprises, Inc.	2010-1722-PST-E	TRAVIS	6/1/2013	\$3,675	\$735	\$2,940	\$0
PST	45262	Western "66" Company	2012-2132-PST-E	BAILEY	6/1/2013	\$3,375	\$675	\$2,700	\$0
PST	45942	Pilot Travel Centers LLC	2013-0051-PST-E	MCLENNAN	6/1/2013	\$6,750	\$1,350	\$5,400	\$0
PST	45338	BM Grocery Store, Inc.	2012-2220-PST-E	BEXAR	6/1/2013	\$3,880	\$776	\$3,104	\$0
PST	45530	Shivamsagar Inc.	2012-2384-PST-E	COLLIN	6/1/2013	\$4,500	\$900	\$3,600	\$0
PST	45443	Southwest Marketers, Inc.	2012-2325-PST-E	PECOS	6/3/2013	\$13,500	\$2,700	\$10,800	\$0
PST	42697	Xuan Inc	2011-1840-PST-E	HARRIS	6/3/2013	\$10,317	\$6,717	\$3,600	\$0
PST	44699	Grande-West End, LLC	2012-1578-PST-E	SMITH	6/3/2013	\$8,438	\$1,687	\$6,751	\$0
PST	45383	Polk Oil Company, Inc.	2012-2233-PST-E	*MULTIPLE	6/3/2013	\$19,782	\$3,956	\$15,826	\$0
PST	45574	VP Fuel Mart Inc	2012-2436-PST-E	DALLAS	6/3/2013	\$8,406	\$1,681	\$6,725	\$0
PST	45575	Kenneth Dupuis	2012-2435-PST-E	ORANGE	6/3/2013	\$9,625	\$1,925	\$7,700	\$0
PST	44893	Pine Tree Independent School District	2012-1764-PST-E	GREGG	6/3/2013	\$18,500	\$3,700	\$0	\$14,800
PST	42855	Addie Marlin	2011-2069-PST-E	BRAZORIA	6/3/2013	\$3,815	\$3,815	\$0	\$0
PST	45510	Paul T. Bryant	2012-2372-PST-E	HAYS	6/3/2013	\$9,504	\$1,900	\$7,604	\$0
PST	44361	Harry Wurzbach Retail, Inc.	2012-1221-PST-E	BEXAR	6/3/2013	\$22,835	\$0	\$22,835	\$0
PST	44753	Merito Retail, Inc.	2012-1622-PST-E	BEXAR	6/3/2013	\$17,725	\$3,545	\$14,180	\$0
PST	45246	21 & 130 Inc	2012-2158-PST-E	CALDWELL	6/3/2013	\$7,635	\$1,527	\$6,108	\$0
PST	42158	Garcha Corporation	2011-1298-PST-E	GRAYSON	6/3/2013	\$15,634	\$12,034	\$3,600	\$0
PST	45090	S.N.N.V. Enterprises Inc.	2012-1968-PST-E	ROBERTSON	6/3/2013	\$7,959	\$0	\$7,959	\$0
PST	44668	S S A Properties Inc	2012-1538-PST-E	SMITH	6/3/2013	\$7,628	\$1,525	\$6,103	\$0
PST	45421	Bongshi Corporation	2012-2276-PST-E	FORT BEND	6/8/2013	\$2,876	\$575	\$2,301	\$0
PST	45829	Chevron U.S.A. Inc.	2012-2684-PST-E	HARRIS	6/8/2013	\$5,767	\$1,153	\$4,614	\$0
PST	46205	HUYNH, ROBERT	2013-0320-PST-E	HARRIS	6/8/2013	\$2,625	\$0	\$2,625	\$0
PST	46281	TA Operating LLC	2013-0381-PST-E	EL PASO	6/8/2013	\$5,250	\$0	\$5,250	\$0
PST	45617	Ilyas Shaikh Shakoor	2012-2475-PST-E	UPSHUR	6/8/2013	\$3,375	\$675	\$2,700	\$0
PST	45685	Alka Corporation	2012-2529-PST-E	HOUSTON	6/8/2013	\$3,893	\$778	\$1,558	\$1,557
PST	45943	City of Missouri City	2013-0050-PST-E	*MULTIPLE	6/8/2013	\$3,750	\$750	\$3,000	\$0
PST	45468	TARK-CEP LLC	2012-2322-PST-E	TITUS	6/8/2013	\$4,631	\$926	\$3,705	\$0
PST	46206	McCreery Aviation Co., Inc.	2013-0319-PST-E	HIDALGO	6/8/2013	\$5,250	\$0	\$5,250	\$0
PST	45600	Mario Aldalu	2012-2461-PST-E	HARRIS	6/8/2013	\$4,600	\$920	\$3,680	\$0
PST	45765	Channelview ISD	2012-2610-PST-E	HARRIS	6/8/2013	\$3,375	\$675	\$0	\$2,700
PST	45897	Hays City Corporation	2013-0013-PST-E	BEXAR	6/8/2013	\$5,625	\$1,125	\$4,500	\$0
PST	45795	TEXPAC GROUP INC	2012-2640-PST-E	TITUS	6/8/2013	\$3,750	\$750	\$3,000	\$0

Singles Programs

Appendix 1: List of Administrative Orders Issued FY 2013

Date Range Selected : 09/01/2012 - 08/31/2013

PGM	Case No.	Respondent Name	Docket#	County	Order Date	Penalty Assessed	Penalty Deferred	Payable Amount	SEP Offset
PST	45880	Indo-American Enterprise, INC.	2012-2709-PST-E	CHAMBERS	6/8/2013	\$6,750	\$1,350	\$5,400	\$0
PST	46207	EKTA Food, Inc.	2013-0318-PST-E	HARRIS	6/8/2013	\$2,625	\$0	\$2,625	\$0
PST	45549	Zavid Khan	2012-2402-PST-E	COLLIN	6/8/2013	\$3,825	\$765	\$3,060	\$0
PST	45725	CHAIRMAN, LLC	2012-2579-PST-E	CHAMBERS	6/8/2013	\$4,000	\$800	\$3,200	\$0
PST	45882	Intertek USA Inc.	2012-2731-PST-E	BEXAR	6/8/2013	\$3,000	\$600	\$2,400	\$0
PST	45612	Connel Oil Corp.	2012-2477-PST-E	WARD	6/8/2013	\$3,375	\$675	\$1,350	\$1,350
PST	46151	GJ & H INVESTMENT COMPANY INC	2013-0341-PST-E	TARRANT	6/8/2013	\$2,625	\$0	\$2,625	\$0
PST	45395	Zeway Corp.	2012-2327-PST-E	COLLIN	6/8/2013	\$4,125	\$825	\$3,300	\$0
PST	46152	UNLIMITED VALUE, INC.	2013-0352-PST-E	HARRIS	6/8/2013	\$2,625	\$0	\$2,625	\$0
PST	45361	Jim Eanes *	2012-2228-PST-E	MILAM	6/8/2013	\$3,879	\$775	\$3,104	\$0
PST	46153	City of West University Place	2013-0351-PST-E	HARRIS	6/8/2013	\$2,625	\$0	\$2,625	\$0
PST	45833	ANMOL Enterprises, Inc.	2012-2680-PST-E	LIBERTY	6/8/2013	\$3,563	\$712	\$2,851	\$0
PST	46154	Ricky Shipp etal	2013-0340-PST-E	WOOD	6/8/2013	\$5,250	\$0	\$5,250	\$0
PST	45741	Kim, Grace G	2012-2597-PST-E	TRINITY	6/8/2013	\$5,000	\$1,000	\$4,000	\$0
PST	45583	KCMJ Enterprises, Inc.	2012-2446-PST-E	MONTGOMERY	6/8/2013	\$4,500	\$900	\$3,600	\$0
PST	45665	Dennis Porter, Inc.	2012-2602-PST-E	ANDREWS	6/8/2013	\$3,500	\$700	\$2,800	\$0
PST	45506	Alishah Shaikh Inc	2012-2390-PST-E	SMITH	6/8/2013	\$7,500	\$1,500	\$6,000	\$0
PST	45962	Texas State Aquarium Association	2013-0076-PST-E	NUECES	6/8/2013	\$3,750	\$750	\$3,000	\$0
PST	45879	Do, Tuan Ngoc	2012-2710-PST-E	TARRANT	6/8/2013	\$2,888	\$577	\$2,311	\$0
PST	45782	PITTSBURG CORNER EXPRESS LLC	2012-2647-PST-E	CAMP	6/8/2013	\$6,750	\$1,350	\$5,400	\$0
PST	45945	Tx Xpress, LLC	2013-0062-PST-E	TAYLOR	6/8/2013	\$3,375	\$675	\$2,700	\$0
PST	45801	F.M. EXPRESS FOOD MART, INC.	2012-2664-PST-E	HARRIS	6/8/2013	\$4,500	\$900	\$3,600	\$0
PST	45661	Winkle Oil Company, Inc.	2013-0168-PST-E	WOOD	6/8/2013	\$3,750	\$750	\$3,000	\$0
PST	45610	LACOUL, SAMBIDHAN	2012-2469-PST-E	DENTON	6/8/2013	\$2,943	\$588	\$2,355	\$0
PST	46267	Cook Children's Medical Center	2013-0377-PST-E	TARRANT	6/8/2013	\$875	\$0	\$875	\$0
PST	45802	City of Arlington	2012-2663-PST-E	TARRANT	6/8/2013	\$3,375	\$675	\$2,700	\$0
PST	45499	ZIO INVESTMENTS, LLC *	2012-2348-PST-E	ORANGE	6/8/2013	\$3,000	\$600	\$2,400	\$0
PST	44338	MADISON JAMES D AND PERDUE DEANA M	2012-1189-PST-E	POTTER	6/13/2013	\$15,712	\$3,142	\$12,570	\$0
PST	45789	H & Rozy Inc	2012-2636-PST-E	TARRANT	6/13/2013	\$16,350	\$3,270	\$13,080	\$0
PST	45776	FAIRBANK FOOD STORE, INC	2012-2627-PST-E	HARRIS	6/13/2013	\$9,000	\$1,800	\$7,200	\$0
PST	45561	Joe D. Clifton	2012-2422-PST-E	MORRIS	6/13/2013	\$11,383	\$2,276	\$9,107	\$0
PST	43925	Bains Brothers, LLC	2012-0757-PST-E	DALLAS	6/13/2013	\$17,600	\$0	\$17,600	\$0
PST	44207	DNR BUSINESS INC	2012-1095-PST-E	AUSTIN	6/13/2013	\$7,631	\$0	\$7,631	\$0
PST	43211	ALI, IFTKHAR	2012-0007-PST-E	JEFFERSON	6/13/2013	\$12,207	\$8,607	\$3,600	\$0
PST	45718	Aramco Associated Company	2012-2551-PST-E	HARRIS	6/13/2013	\$8,574	\$1,714	\$6,860	\$0
PST	45295	Producers Cooperative Elevator	2012-2146-PST-E	FLOYD	6/13/2013	\$20,101	\$4,020	\$16,081	\$0
PST	45360	Mclane Company Inc	2012-2213-PST-E	BELL	6/13/2013	\$13,259	\$2,651	\$10,608	\$0
PST	45771	Yoon Soo Song	2012-2689-PST-E	HARRIS	6/13/2013	\$9,880	\$0	\$9,880	\$0

Singles Programs

Appendix 1: List of Administrative Orders Issued FY 2013

Date Range Selected : 09/01/2012 - 08/31/2013

PGM	Case No.	Respondent Name	Docket#	County	Order Date	Penalty Assessed	Penalty Deferred	Payable Amount	SEP Offset
PST	45605	N. E. Jones Oil Company, Inc.	2012-2458-PST-E	MARION	6/13/2013	\$8,036	\$1,607	\$6,429	\$0
PST	45683	S. M. Quick Shop, Inc.	2012-2531-PST-E	WOOD	6/13/2013	\$8,504	\$1,700	\$6,804	\$0
PST	45266	Mustafa Chagani	2012-2129-PST-E	TARRANT	6/18/2013	\$16,824	\$0	\$16,824	\$0
PST	44835	JNK 1st Food, Inc.	2012-1732-PST-E	RUSK	6/18/2013	\$19,043	\$0	\$19,043	\$0
PST	45027	M & M WEST DAVIS INC	2012-1910-PST-E	MONTGOMERY	6/23/2013	\$10,632	\$0	\$10,632	\$0
PST	44648	Petra Petroleum Management LLC	2012-1506-PST-E	COLLIN	6/23/2013	\$12,826	\$0	\$12,826	\$0
PST	41702	Global New Millennium Partners, Ltd.	2011-0816-PST-E	JEFFERSON	6/23/2013	\$7,500	\$0	\$7,500	\$0
PST	43960	Kawa Tahasalih	2012-0794-PST-E	DALLAS	6/23/2013	\$6,246	\$0	\$6,246	\$0
PST	45766	Maknoja Roshan Investment, LLC	2012-2618-PST-E	ROBERTSON	6/27/2013	\$2,942	\$588	\$2,354	\$0
PST	45684	Argos Ready Mix (South Central) Corp.	2012-2530-PST-E	TARRANT	6/27/2013	\$2,954	\$590	\$1,182	\$1,182
PST	45805	KBR Investment Inc.	2012-2660-PST-E	ORANGE	6/27/2013	\$6,750	\$1,350	\$5,400	\$0
PST	45993	PAVLIS, JOHN	2013-0114-PST-E	CHAMBERS	6/27/2013	\$2,942	\$588	\$2,354	\$0
PST	45308	Mohammed Haider	2012-2178-PST-E	RUSK	6/27/2013	\$3,751	\$750	\$3,001	\$0
PST	45521	Gramsn Fuels, Inc.	2012-2378-PST-E	DALLAS	6/27/2013	\$6,744	\$1,348	\$5,396	\$0
PST	45843	MLK Retail Corporation	2012-2697-PST-E	BEXAR	6/27/2013	\$9,416	\$1,883	\$7,533	\$0
PST	45550	MARTINEZ, MANUEL M	2012-2516-PST-E	ZAPATA	6/27/2013	\$3,000	\$600	\$2,400	\$0
PST	45699	A P G & Z, Inc. dba McKinney Food Store	2012-2566-PST-E	DENTON	6/27/2013	\$3,750	\$750	\$3,000	\$0
PST	45790	Lake Dallas Independent School District	2012-2635-PST-E	DENTON	6/27/2013	\$3,375	\$675	\$2,700	\$0
PST	45265	Car Spa, Inc. dba Car Spa Car Wash	2012-2130-PST-E	HARRIS	6/27/2013	\$10,100	\$2,020	\$8,080	\$0
PST	45702	Saakshi Inc	2012-2563-PST-E	FANNIN	6/27/2013	\$3,502	\$700	\$2,802	\$0
PST	45798	M L S S, Inc.	2012-2669-PST-E	BASTROP	6/27/2013	\$3,881	\$776	\$3,105	\$0
PST	45301	2430 Pine Investments, Inc.	2012-2167-PST-E	HARRIS	6/27/2013	\$3,375	\$675	\$2,700	\$0
PST	45781	ANG NEEMA & ANG MARIA INC	2012-2637-PST-E	CAMP	6/27/2013	\$2,813	\$562	\$2,251	\$0
PST	45518	Zaid, LLC	2012-2375-PST-E	SMITH	6/27/2013	\$5,625	\$1,125	\$4,500	\$0
PST	46461	Coastway Inc.	2013-0546-PST-E	ORANGE	6/27/2013	\$2,625	\$0	\$2,625	\$0
PST	45522	Green Express Stores Inc.	2012-2377-PST-E	HARRIS	6/27/2013	\$6,663	\$1,332	\$5,331	\$0
PST	45678	Toepperwein Food Mart, Inc.	2012-2590-PST-E	BEXAR	6/27/2013	\$4,618	\$923	\$3,695	\$0
PST	45959	SARVODAY ENTERPRISES LLC	2013-0078-PST-E	BEXAR	6/27/2013	\$3,881	\$776	\$3,105	\$0
PST	45857	Sambour Mam	2012-2728-PST-E	BOWIE	6/27/2013	\$4,500	\$900	\$3,600	\$0
PST	45978	Copperas Cove ISD	2013-0087-PST-E	CORYELL	6/27/2013	\$2,813	\$562	\$2,251	\$0
PST	45643	Rite Enterprises, Inc.	2012-2544-PST-E	BASTROP	6/27/2013	\$2,942	\$588	\$2,354	\$0
PST	45370	TA Operating LLC	2012-2269-PST-E	RANDALL	6/27/2013	\$6,750	\$1,350	\$5,400	\$0
PST	45704	Aadarsh Business Inc.	2012-2561-PST-E	BASTROP	6/27/2013	\$6,130	\$1,226	\$4,904	\$0
PST	45626	Racetrac Petroleum, Inc.	2012-2503-PST-E	SMITH	6/27/2013	\$7,500	\$1,500	\$6,000	\$0
PST	46462	TRAN, HOA	2013-0545-PST-E	BRAZORIA	6/27/2013	\$2,625	\$0	\$2,625	\$0
PST	46043	Sac-N-Pac Stores, Inc.	2013-0157-PST-E	COMAL	6/27/2013	\$2,813	\$562	\$2,251	\$0
PST	45622	OCHO NLSS MG CORPORATION	2012-2474-PST-E	HARRIS	6/27/2013	\$4,111	\$822	\$3,289	\$0
PST	45484	Asmara Enterprises, Inc.	2012-2334-PST-E	MORRIS	6/27/2013	\$8,961	\$1,792	\$7,169	\$0

Singles Programs

Appendix 1: List of Administrative Orders Issued FY 2013

Date Range Selected : 09/01/2012 - 08/31/2013

PGM	Case No.	Respondent Name	Docket#	County	Order Date	Penalty Assessed	Penalty Deferred	Payable Amount	SEP Offset
PST	45800	TA Operating LLC	2012-2665-PST-E	EL PASO	6/27/2013	\$10,350	\$2,070	\$8,280	\$0
PST	45693	AllDoc's, Inc.	2012-2526-PST-E	HARRISON	6/27/2013	\$7,630	\$1,526	\$6,104	\$0
PST	45743	Johnson-White & Associates, Inc.	2012-2605-PST-E	HARRISON	6/27/2013	\$6,881	\$1,376	\$5,505	\$0
PST	46091	AA & MM International, Inc.	2013-0203-PST-E	GALVESTON	6/27/2013	\$2,152	\$430	\$1,722	\$0
PST	46044	Ray Huffines Chevrolet, Inc.	2013-0156-PST-E	COLLIN	6/27/2013	\$3,956	\$791	\$3,165	\$0
PST	45864	City of Gatesville	2012-2717-PST-E	CORYELL	6/27/2013	\$3,750	\$750	\$3,000	\$0
PST	46365	PATEL, MAHENDRABHAI B	2013-0443-PST-E	KLEBERG	6/27/2013	\$2,625	\$0	\$2,625	\$0
PST	45907	Patisu Properties, Inc.	2013-0023-PST-E	COMANCHE	6/27/2013	\$2,942	\$588	\$2,354	\$0
PST	45420	SAHIL MERCHANT, INC.	2012-2277-PST-E	HARRIS	6/27/2013	\$2,927	\$585	\$2,342	\$0
PST	45590	CLOUSE, BILLY	2012-2443-PST-E	TARRANT	6/27/2013	\$2,888	\$577	\$2,311	\$0
PST	45825	ES. TEHUETLAN LLC	2012-2686-PST-E	HIDALGO	6/27/2013	\$2,813	\$562	\$2,251	\$0
PST	45816	Stripes LLC	2012-2668-PST-E	HOWARD	6/27/2013	\$6,750	\$1,350	\$2,700	\$2,700
PST	43518	Caddell Stephenson, Inc.	2012-0327-PST-E	SHELBY	6/30/2013	\$3,600	\$0	\$3,600	\$0
PST	43151	SRK GROUPS INC	2011-2313-PST-E	JEFFERSON	7/3/2013	\$17,908	\$0	\$17,908	\$0
PST	45001	RAMIREZ, MELVA	2012-1881-PST-E	NUECES	7/17/2013	\$16,250	\$0	\$16,250	\$0
PST	44448	RAHIYA HILLCREST, INC.	2012-1307-PST-E	LIBERTY	7/17/2013	\$9,751	\$0	\$9,751	\$0
PST	45329	SUAREZ, ALBERTO	2012-2192-PST-E	JIM WELLS	7/17/2013	\$4,500	\$0	\$4,500	\$0
PST	44566	J.S. BASSI ENTERPRISES INC	2012-1439-PST-E	FANNIN	7/17/2013	\$3,882	\$0	\$3,882	\$0
PST	45686	Thomson Enterprises, Inc.	2012-2528-PST-E	HARRIS	7/19/2013	\$5,063	\$1,012	\$4,051	\$0
PST	46279	Ram/Taha, LLC	2013-0382-PST-E	VICTORIA	7/19/2013	\$2,813	\$562	\$2,251	\$0
PST	45762	JPPS Inc.	2012-2612-PST-E	CHAMBERS	7/19/2013	\$2,813	\$562	\$2,251	\$0
PST	45657	Cross Development/Montgomery LP	2012-2540-PST-E	MONTGOMERY	7/19/2013	\$6,001	\$1,199	\$4,802	\$0
PST	46169	Texas Petroleum Group, LLC	2013-0276-PST-E	HARRIS	7/19/2013	\$6,323	\$1,264	\$5,059	\$0
PST	45737	1251 Woodhaven Food Mart, Inc.	2012-2593-PST-E	TARRANT	7/19/2013	\$2,931	\$586	\$2,345	\$0
PST	45894	Cook Children's Medical Center	2013-0015-PST-E	TARRANT	7/19/2013	\$3,375	\$675	\$2,700	\$0
PST	45886	Clara, Inc.	2012-2732-PST-E	BASTROP	7/19/2013	\$5,380	\$1,076	\$4,304	\$0
PST	45673	Timber Forest Chevron, Inc.	2012-2536-PST-E	HARRIS	7/19/2013	\$6,750	\$1,350	\$5,400	\$0
PST	45994	New Jonathon Enterprise Incorporated	2013-0113-PST-E	COLLIN	7/19/2013	\$2,565	\$513	\$2,052	\$0
PST	45548	JILA DEVELOPMENT, L.L.C.	2012-2403-PST-E	DENTON	7/19/2013	\$3,506	\$701	\$2,805	\$0
PST	45975	Pecan Grove Car Wash, Inc.	2013-0068-PST-E	FORT BEND	7/19/2013	\$2,438	\$487	\$1,951	\$0
PST	45651	Ramanlal T. Patel	2012-2512-PST-E	WOOD	7/19/2013	\$3,375	\$675	\$2,700	\$0
PST	45635	RTF, LLC	2012-2498-PST-E	MCMULLEN	7/19/2013	\$3,133	\$626	\$2,507	\$0
PST	45770	Minesh Patel	2012-2631-PST-E	HARRIS	7/19/2013	\$2,438	\$487	\$1,951	\$0
PST	45564	Alan Matysiak	2012-2432-PST-E	HARRISON	7/19/2013	\$3,881	\$776	\$3,105	\$0
PST	44892	Texas New Horizon, Inc.	2012-1765-PST-E	HARRIS	7/19/2013	\$5,464	\$1,092	\$4,372	\$0
PST	45527	Choi, Luke	2012-2387-PST-E	BELL	7/19/2013	\$2,568	\$513	\$2,055	\$0
PST	45928	BASHIR INTERESTS, INC.	2013-0054-PST-E	HOUSTON	7/19/2013	\$3,881	\$776	\$3,105	\$0
PST	45901	Pavan Sut, Inc.	2013-0026-PST-E	UPSHUR	7/19/2013	\$3,750	\$750	\$3,000	\$0

Singles Programs

Appendix 1: List of Administrative Orders Issued FY 2013

Date Range Selected : 09/01/2012 - 08/31/2013

PGM	Case No.	Respondent Name	Docket#	County	Order Date	Penalty Assessed	Penalty Deferred	Payable Amount	SEP Offset
PST	45898	Fuelcon Management LLC	2013-0016-PST-E	DENTON	7/19/2013	\$4,125	\$825	\$3,300	\$0
PST	45885	AWAIS & HADI LLC	2012-2733-PST-E	HARRIS	7/19/2013	\$4,687	\$937	\$3,750	\$0
PST	45869	838 Bandera Road Management LLC	2012-2713-PST-E	BEXAR	7/19/2013	\$5,000	\$1,000	\$4,000	\$0
PST	46048	Bosque Trading Enterprises, Inc	2013-0154-PST-E	BOSQUE	7/19/2013	\$3,880	\$776	\$3,104	\$0
PST	45491	Upshur-Rural Electric Cooperative Corporation	2012-2352-PST-E	UPSHUR	7/19/2013	\$3,750	\$750	\$3,000	\$0
PST	45970	NISU, Inc.	2013-0072-PST-E	EASTLAND	7/19/2013	\$3,750	\$750	\$3,000	\$0
PST	45823	H Sunny Inc.	2012-2688-PST-E	TARRANT	7/19/2013	\$4,500	\$900	\$3,600	\$0
PST	40924	M & F, Inc.	2011-0019-PST-E	HARRIS	7/19/2013	\$4,574	\$914	\$3,660	\$0
PST	46076	Verma Enterprises Inc	2013-0188-PST-E	CASS	7/19/2013	\$2,942	\$588	\$2,354	\$0
PST	45340	Wildcat Grocery, Inc.	2012-2189-PST-E	HARRISON	7/19/2013	\$2,813	\$562	\$2,251	\$0
PST	46246	Sac-N-Pac Stores, Inc.	2013-0364-PST-E	COMAL	7/19/2013	\$5,625	\$1,125	\$4,500	\$0
PST	45912	Huntington I.S.D.	2013-0033-PST-E	ANGELINA	7/19/2013	\$3,375	\$675	\$2,700	\$0
PST	45593	Ilyas Shaikh Shakoor	2012-2462-PST-E	UPSHUR	7/19/2013	\$3,375	\$675	\$2,700	\$0
PST	45639	Essex Hospitality Inc	2012-2494-PST-E	WOOD	7/19/2013	\$7,500	\$1,500	\$6,000	\$0
PST	45827	William Marsh Rice University	2012-2685-PST-E	HARRIS	7/19/2013	\$4,038	\$807	\$3,231	\$0
PST	45757	Colonial Distribution, Inc.	2012-2615-PST-E	BEXAR	7/19/2013	\$2,943	\$588	\$2,355	\$0
PST	44384	Ted Castillo *	2012-1240-PST-E	CAMERON	7/26/2013	\$5,000	\$0	\$5,000	\$0
PST	45445	Noori Investments, Inc.	2012-2312-PST-E	MONTGOMERY	7/28/2013	\$3,900	\$0	\$3,900	\$0
PST	45450	SUBA BUSINESS LLC	2012-2341-PST-E	HARRIS	7/28/2013	\$3,563	\$0	\$3,563	\$0
PST	45884	Grace Kim	2012-2734-PST-E	TRINITY	7/28/2013	\$3,750	\$750	\$3,000	\$0
PST	45559	SUPREME SAVERS FOOD MART INC	2012-2418-PST-E	SMITH	7/28/2013	\$3,750	\$750	\$3,000	\$0
PST	45026	MALHI, SHAFQAT IRFAN	2012-1931-PST-E	BELL	7/28/2013	\$2,813	\$0	\$2,813	\$0
PST	45461	Rasso's Lytle Corporation	2012-2306-PST-E	ATASCOSA	7/28/2013	\$3,883	\$0	\$3,883	\$0
PST	45194	ZVELS INC	2012-2051-PST-E	DALLAS	7/28/2013	\$3,750	\$0	\$3,750	\$0
PST	45642	CROCKETT ENTERPRISES INC	2012-2491-PST-E	HOUSTON	7/28/2013	\$3,881	\$776	\$3,105	\$0
PST	45435	Tenet Frisco, Ltd	2012-2296-PST-E	COLLIN	7/28/2013	\$1,501	\$300	\$1,201	\$0
PST	45460	Unique Leasing, Inc.	2012-2307-PST-E	ERATH	7/28/2013	\$4,500	\$900	\$3,600	\$0
PST	46004	Jourdanton Independent School District	2013-0131-PST-E	ATASCOSA	7/28/2013	\$3,375	\$675	\$2,700	\$0
PST	45856	BITTU & SANJEEVAN INC	2012-2722-PST-E	GONZALES	7/28/2013	\$3,750	\$750	\$3,000	\$0
PST	45330	FINE MANAGEMENT SERVICES LLC	2012-2191-PST-E	HARRIS	7/28/2013	\$2,813	\$562	\$2,251	\$0
PST	45627	PK INTERNATIONAL LLC	2012-2502-PST-E	HOUSTON	7/28/2013	\$3,880	\$776	\$3,104	\$0
PST	45430	GOLDEN GROUP, INC.	2012-2290-PST-E	HARRIS	7/28/2013	\$4,819	\$0	\$4,819	\$0
PST	44673	Sam's Truck Stop Business, Inc.	2012-1535-PST-E	CULBERSON	7/28/2013	\$7,500	\$0	\$7,500	\$0
PST	46119	FLYING STAR TRANSPORT, L.L.C.	2013-0240-PST-E	POTTER	7/28/2013	\$5,796	\$1,159	\$4,637	\$0
PST	45203	LUERA, JOHN	2012-2068-PST-E	JIM WELLS	7/28/2013	\$3,884	\$0	\$3,884	\$0
PST	44471	PHAM, MO	2012-1327-PST-E	POTTER	7/28/2013	\$2,384	\$0	\$2,384	\$0
PST	43739	Nishi Enterprises, Inc.	2012-0559-PST-E	HARRIS	7/28/2013	\$3,640	\$0	\$3,640	\$0
PST	45415	Asmita, Inc.	2012-2280-PST-E	HARRIS	7/28/2013	\$5,757	\$0	\$5,757	\$0

Singles Programs

Appendix 1: List of Administrative Orders Issued FY 2013

Date Range Selected : 09/01/2012 - 08/31/2013

PGM	Case No.	Respondent Name	Docket#	County	Order Date	Penalty Assessed	Penalty Deferred	Payable Amount	SEP Offset
PST	44916	Texas Department of Public Safety	2012-1786-PST-E	LUBBOCK	7/28/2013	\$3,375	\$0	\$3,375	\$0
PST	45844	SHEKHANI, AFZAL *	2012-2696-PST-E	HARRIS	7/28/2013	\$4,125	\$825	\$3,300	\$0
PST	45601	SUHA ENTERPRISES INC	2012-2460-PST-E	BEXAR	7/28/2013	\$3,879	\$0	\$3,879	\$0
PST	46230	CKP BROTHERS, INC.	2013-0332-PST-E	BRAZORIA	7/28/2013	\$2,567	\$513	\$2,054	\$0
PST	45966	Saykot Enterprises, Inc.	2013-0073-PST-E	TARRANT	7/28/2013	\$6,000	\$1,200	\$4,800	\$0
PST	46041	Murphy Oil USA, Inc.	2013-0159-PST-E	GALVESTON	7/28/2013	\$6,161	\$1,232	\$4,929	\$0
PST	45783	Columbia Plaza Medical Center of Fort Worth Subsidiary, L.P.	2012-2646-PST-E	TARRANT	7/28/2013	\$3,893	\$778	\$3,115	\$0
PST	45433	Overseas Enterprises USA, Inc.	2012-2297-PST-E	ORANGE	7/28/2013	\$7,000	\$1,400	\$5,600	\$0
PST	45119	MK Petroleum, LLC	2012-1997-PST-E	HARRIS	7/28/2013	\$3,750	\$0	\$3,750	\$0
PST	45616	RALL, HARPREET	2012-2505-PST-E	MONTGOMERY	7/28/2013	\$3,750	\$750	\$3,000	\$0
PST	46388	Travis Morehead	2013-0477-PST-E	ANGELINA	7/28/2013	\$5,625	\$1,125	\$4,500	\$0
PST	45731	Mohammad Latifur Rahman	2012-2587-PST-E	TARRANT	7/28/2013	\$3,375	\$675	\$2,700	\$0
PST	44189	D TRAN INC	2012-1035-PST-E	BEXAR	7/28/2013	\$2,500	\$0	\$2,500	\$0
PST	45764	RSSB INC	2012-2611-PST-E	HARRIS	7/28/2013	\$2,566	\$513	\$2,053	\$0
PST	46093	KHANIA, ASIF	2013-0206-PST-E	CASS	7/28/2013	\$3,416	\$683	\$2,733	\$0
PST	44932	HTD Enterprises Inc.	2012-1814-PST-E	HARRIS	7/28/2013	\$5,100	\$0	\$5,100	\$0
PST	44708	Lone Star Distributors, Inc. *	2012-1757-PST-E	ZAPATA	7/29/2013	\$2,609	\$0	\$2,609	\$0
PST	41496	FAYYAZ, AHMED	2011-0595-PST-E	JEFFERSON	8/3/2013	\$27,208	\$0	\$27,208	\$0
PST	45382	SHAZADA ENTERPRISES, INC.	2012-2234-PST-E	HARRIS	8/3/2013	\$10,873	\$2,174	\$8,699	\$0
PST	44049	DRJO ENTERPRISE INC.	2012-0892-PST-E	DALLAS	8/3/2013	\$7,633	\$0	\$7,633	\$0
PST	44430	SAMODA INC	2012-1287-PST-E	HARRIS	8/3/2013	\$8,063	\$0	\$8,063	\$0
PST	45728	Aslam Ali	2012-2577-PST-E	HARRIS	8/3/2013	\$8,896	\$1,778	\$7,118	\$0
PST	43547	HJTV, Inc.	2012-0471-PST-E	WICHITA	8/3/2013	\$12,488	\$2,497	\$9,991	\$0
PST	45715	Murphy Oil USA, Inc.	2012-2552-PST-E	GALVESTON	8/3/2013	\$9,530	\$1,906	\$7,624	\$0
PST	45511	Abdun Inc. *	2012-2371-PST-E	HARRIS	8/3/2013	\$7,875	\$1,575	\$6,300	\$0
PST	45009	TEXAS SUPERTRACK, INC.	2012-1730-PST-E	TARRANT	8/3/2013	\$16,783	\$0	\$16,783	\$0
PST	43370	KJCJ Enterprises Inc	2012-0176-PST-E	DALLAS	8/3/2013	\$12,464	\$5,744	\$6,720	\$0
PST	34980	Dowd & Sons Automobile Salvage Company, Inc.	2012-1116-PST-E	NAVARRO	8/3/2013	\$120,000	\$116,400	\$3,600	\$0
PST	45115	McAllen Petroleum, Inc.	2012-1988-PST-E	CAMERON	8/3/2013	\$11,553	\$2,310	\$9,243	\$0
PST	45021	Pronto Food Stores, LLC	2012-1913-PST-E	RUSK	8/3/2013	\$11,135	\$0	\$11,135	\$0
PST	44433	Asuda Holdings LLC	2012-1297-PST-E	DENTON	8/3/2013	\$27,100	\$0	\$27,100	\$0
PST	45920	SNB Food, Inc.	2013-0034-PST-E	BEXAR	8/3/2013	\$8,750	\$1,750	\$7,000	\$0
PST	45681	Vakil & Brothers, Inc.	2012-2533-PST-E	HARRIS	8/3/2013	\$7,875	\$1,575	\$6,300	\$0
PST	45637	MEMORIAL HEALTH SYSTEM OF EAST TEXAS	2012-2496-PST-E	POLK	8/3/2013	\$13,500	\$2,700	\$10,800	\$0
PST	46005	Kims's Komer, Inc.	2013-0130-PST-E	COLLIN	8/3/2013	\$14,301	\$2,859	\$11,442	\$0
PST	45534	SJTS, Inc	2012-2420-PST-E	MORRIS	8/3/2013	\$7,942	\$1,588	\$6,354	\$0
PST	46079	Rodriguez, Jorge E	2013-0185-PST-E	FORT BEND	8/3/2013	\$7,592	\$1,518	\$6,074	\$0

Singles Programs

Appendix 1: List of Administrative Orders Issued FY 2013

Date Range Selected : 09/01/2012 - 08/31/2013

PGM	Case No.	Respondent Name	Docket#	County	Order Date	Penalty Assessed	Penalty Deferred	Payable Amount	SEP Offset
PST	45228	Marbach Food Inc *	2012-2096-PST-E	BEXAR	8/3/2013	\$7,632	\$0	\$7,632	\$0
PST	45479	New Caney Enterprise, Inc.	2012-2337-PST-E	MONTGOMERY	8/3/2013	\$8,063	\$0	\$8,063	\$0
PST	45960	Marshall ISD	2013-0101-PST-E	HARRISON	8/3/2013	\$8,750	\$1,750	\$7,000	\$0
PST	45989	Brookshire Grocery Company	2013-0116-PST-E	BOWIE	8/8/2013	\$4,875	\$975	\$3,900	\$0
PST	45645	Sopeak Khuon	2012-2489-PST-E	HARRISON	8/8/2013	\$3,881	\$776	\$3,105	\$0
PST	45923	City of Houston	2013-0085-PST-E	HARRIS	8/8/2013	\$5,000	\$1,000	\$0	\$4,000
PST	45778	A & H LUCKY STOP, INC	2012-2625-PST-E	TITUS	8/8/2013	\$5,625	\$1,125	\$4,500	\$0
PST	46233	Toor Enterprises, Inc.	2013-0365-PST-E	HARRIS	8/8/2013	\$2,971	\$594	\$2,377	\$0
PST	46218	SHIWAKOTI, BISHNU	2013-0338-PST-E	DENTON	8/8/2013	\$3,750	\$750	\$3,000	\$0
PST	46189	MAHESANIA, RUFU	2013-0302-PST-E	BEXAR	8/8/2013	\$3,750	\$750	\$3,000	\$0
PST	45908	City of Dallas	2013-0022-PST-E	DALLAS	8/8/2013	\$3,750	\$750	\$3,000	\$0
PST	46229	ZAHABEE INC	2013-0333-PST-E	GUADALUPE	8/8/2013	\$3,750	\$750	\$3,000	\$0
PST	46125	KSHITIJ LLC	2013-0236-PST-E	BOSQUE	8/8/2013	\$5,000	\$1,000	\$4,000	\$0
PST	46220	STARKEY, BOBBY L	2013-0350-PST-E	CASS	8/8/2013	\$3,750	\$750	\$3,000	\$0
PST	45531	Denton County	2012-2410-PST-E	DENTON	8/8/2013	\$2,813	\$562	\$0	\$2,251
PST	45932	Asif Eddie Dawood *	2013-0102-PST-E	HARRIS	8/8/2013	\$6,375	\$1,275	\$5,100	\$0
PST	45644	Hasor Enterprise Inc.	2012-2490-PST-E	HARRIS	8/8/2013	\$3,375	\$675	\$2,700	\$0
PST	45900	ALEEM, MOHAMMAD	2013-0020-PST-E	HARRIS	8/8/2013	\$5,062	\$1,012	\$4,050	\$0
PST	45700	Denpak Convenience Store, Inc.	2012-2565-PST-E	DENTON	8/8/2013	\$3,751	\$750	\$3,001	\$0
PST	45707	Robbins Osborn Road Island, Inc.	2012-2559-PST-E	SMITH	8/8/2013	\$5,755	\$1,151	\$4,604	\$0
PST	46114	Sherbart Holdings Inc	2013-0243-PST-E	ATASCOSA	8/8/2013	\$2,813	\$562	\$2,251	\$0
PST	46143	Hyun Dae Lee *	2013-0263-PST-E	BOWIE	8/8/2013	\$4,625	\$925	\$3,700	\$0
PST	46226	Jaya Kali, Inc.	2013-0334-PST-E	BROWN	8/8/2013	\$3,750	\$750	\$3,000	\$0
PST	45663	G.M. Brothers, Inc. *	2012-2568-PST-E	HARRIS	8/8/2013	\$3,375	\$675	\$2,700	\$0
PST	46087	David Mears	2013-0199-PST-E	BOWIE	8/8/2013	\$2,813	\$562	\$2,251	\$0
PST	45579	Breiten, Alec	2012-2449-PST-E	JIM HOGG	8/21/2013	\$8,880	\$0	\$8,880	\$0
PST	45599	Quality Retail Services, Inc.	2012-2456-PST-E	WILLACY	8/21/2013	\$9,625	\$0	\$9,625	\$0
PST	45566	Mohammad Danish Mohammad	2012-2424-PST-E	LIBERTY	8/21/2013	\$8,750	\$0	\$8,750	\$0
PST	45410	AMMAN & SAARIZ LLC	2012-2283-PST-E	SMITH	8/21/2013	\$11,250	\$0	\$11,250	\$0
PST	45615	Benanee Corporation	2012-2476-PST-E	HARRIS	8/21/2013	\$9,000	\$0	\$9,000	\$0
PST	45918	Sardinia Group, Inc.	2013-0036-PST-E	TRINITY	8/21/2013	\$8,882	\$0	\$8,882	\$0
PST	44906	AZM Enterprises, Inc. *	2012-1789-PST-E	BEXAR	8/21/2013	\$12,832	\$0	\$12,832	\$0
PST	45422	Moonis, Maaz M	2012-2332-PST-E	POLK	8/21/2013	\$8,750	\$0	\$8,750	\$0
PST	45111	AM PM ENTERPRISES INC *	2012-1982-PST-E	SMITH	8/21/2013	\$13,750	\$0	\$13,750	\$0
PST	46770	Himalayan Star, Inc.	2013-0946-PST-E	ERATH	8/22/2013	\$2,625	\$0	\$2,625	\$0
PST	45949	ABSK Enterprises Inc.	2013-0083-PST-E	BEXAR	8/22/2013	\$3,880	\$776	\$3,104	\$0
PST	46480	Alishan's, Inc.	2013-0580-PST-E	TARRANT	8/22/2013	\$2,625	\$0	\$2,625	\$0
PST	46477	GERMAN N VEGA	2013-0582-PST-E	STARR	8/22/2013	\$2,625	\$0	\$2,625	\$0

Singles Programs

Appendix 1: List of Administrative Orders Issued FY 2013

Date Range Selected : 09/01/2012 - 08/31/2013

PGM	Case No.	Respondent Name	Docket#	County	Order Date	Penalty Assessed	Penalty Deferred	Payable Amount	SEP Offset
PST	46478	COWPOKES CONVENIENCE STORES, INC.	2013-0581-PST-E	EASTLAND	8/22/2013	\$2,625	\$0	\$2,625	\$0
PST	45964	Sunrise Valley Properties Inc	2013-0074-PST-E	EASTLAND	8/22/2013	\$3,375	\$675	\$2,700	\$0
PST	45850	MITESH C-STORE, INC.	2013-0007-PST-E	TRINITY	8/22/2013	\$3,882	\$776	\$3,106	\$0
PST	45965	Westmount, Inc.	2013-0100-PST-E	HARRIS	8/22/2013	\$3,825	\$765	\$3,060	\$0
PST	46193	ZGHOUL LLC	2013-0301-PST-E	GUADALUPE	8/22/2013	\$5,000	\$1,000	\$4,000	\$0
PST	46909	Midway Armadillo Corporation	2013-1061-PST-E	UPSHUR	8/22/2013	\$2,625	\$0	\$2,625	\$0
PST	46910	ZAREEN ENTERPRISES, INC.	2013-1060-PST-E	LIBERTY	8/22/2013	\$2,625	\$0	\$2,625	\$0
PST	45929	Hadeel Corporation	2013-0053-PST-E	TARRANT	8/22/2013	\$3,563	\$712	\$2,851	\$0
PST	46354	Denny Oil Company *	2013-0447-PST-E	NACOGDOCHES	8/22/2013	\$2,350	\$470	\$1,880	\$0
PST	45870	Gold Land Investors, LLC	2012-2712-PST-E	TARRANT	8/22/2013	\$4,629	\$925	\$3,704	\$0
PST	45755	Luis Garza	2012-2616-PST-E	STARR	8/22/2013	\$3,880	\$776	\$3,104	\$0
PST	45570	Gricelda Samano	2012-2428-PST-E	DENTON	8/22/2013	\$5,000	\$1,000	\$4,000	\$0
PST	46186	NAVARRO REGIONAL HOSPITAL *	2013-0283-PST-E	NAVARRO	8/22/2013	\$2,953	\$590	\$2,363	\$0
PST	46773	H & Rozy Inc	2013-0945-PST-E	TARRANT	8/22/2013	\$2,625	\$0	\$2,625	\$0
PST	46108	Abraham Inc	2013-0219-PST-E	BOSQUE	8/22/2013	\$6,000	\$1,200	\$4,800	\$0
PST	45998	Ashnoor, L.L.C.	2013-0121-PST-E	HARRIS	8/22/2013	\$4,258	\$851	\$3,407	\$0
PST	46612	NEXTEL OF TEXAS, INC.	2013-0707-PST-E	HARRIS	8/22/2013	\$2,625	\$0	\$2,625	\$0
PST	46184	Shree Pramukh Bapa, Corporation	2013-0285-PST-E	GUADALUPE	8/22/2013	\$3,879	\$775	\$3,104	\$0
PST	46058	Dharani Enterprises Inc.	2013-0171-PST-E	FORT BEND	8/22/2013	\$6,644	\$1,328	\$5,316	\$0
PST	45455	Zishan Ali	2012-2309-PST-E	COLLIN	8/22/2013	\$3,750	\$750	\$3,000	\$0
PST	46099	Sripati, Inc.	2013-0244-PST-E	MARION	8/22/2013	\$3,750	\$750	\$3,000	\$0
PST	46613	Kingstreet Investments, LLC	2013-0706-PST-E	HARRIS	8/22/2013	\$2,625	\$0	\$2,625	\$0
PST	41085	ANA, INC.	2011-0187-PST-E	HARRIS	8/23/2013	\$5,100	\$0	\$5,100	\$0
PST	43499	Sona Stores, Inc.	2012-0315-PST-E	NEWTON	8/23/2013	\$5,133	\$0	\$5,133	\$0
PST	45028	Tristar Convenience Stores, Inc.	2012-1909-PST-E	HARRIS	8/23/2013	\$7,500	\$0	\$7,500	\$0
PST	45535	Kaur Investments, Inc.	2012-2408-PST-E	HARRIS	8/23/2013	\$8,875	\$0	\$8,875	\$0
PST	44581	Acres Enterprises, Inc.	2012-1455-PST-E	JASPER	8/23/2013	\$17,685	\$0	\$17,685	\$0
PST	45419	Metroplex Lucky Star, LLC	2012-2198-PST-E	DALLAS	8/23/2013	\$5,130	\$0	\$5,130	\$0
PST	45819	Mica Corporation	2012-2675-PST-E	BEXAR	8/26/2013	\$8,882	\$1,776	\$7,106	\$0
PST	45498	Farmersville Texaco, Inc.	2012-2349-PST-E	COLLIN	8/26/2013	\$8,063	\$1,612	\$6,451	\$0
PST	45997	Channelview Enterprises, Inc.	2013-0132-PST-E	HARRIS	8/26/2013	\$18,000	\$3,600	\$14,400	\$0
PST	46316	University Behavioral Health of El Paso, LLC	2013-0417-PST-E	EL PASO	8/26/2013	\$9,544	\$1,908	\$7,636	\$0
PST	46092	Zaman-Naseer Properties, LLC	2013-0207-PST-E	HARRIS	8/26/2013	\$9,375	\$1,875	\$7,500	\$0
Subtotal for PST : 1,079						\$6,004,481	\$937,290	\$4,979,833	\$87,358
PWS	43453	Mostafa A Soliman	2012-0267-PWS-E	WALLER	9/6/2012	\$293	\$0	\$293	\$0
PWS	42601	Jasper Cindi Inc.	2011-1743-PWS-E	JASPER	9/6/2012	\$3,542	\$0	\$3,542	\$0
PWS	42995	Golden Pass LNG Terminal LLC	2011-2151-PWS-E	JEFFERSON	9/16/2012	\$3,022	\$604	\$2,418	\$0
PWS	43839	Ravenna-Nunnelee Water Supply Corporation	2012-0659-PWS-E	FANNIN	9/16/2012	\$100	\$20	\$80	\$0

Singles Programs

Appendix 1: List of Administrative Orders Issued FY 2013

Date Range Selected : 09/01/2012 - 08/31/2013

PGM	Case No.	Respondent Name	Docket#	County	Order Date	Penalty Assessed	Penalty Deferred	Payable Amount	SEP Offset
PWS	43539	Shoalwater Flats Association	2012-0363-PWS-E	CALHOUN	9/16/2012	\$2,095	\$419	\$1,676	\$0
PWS	43557	Signal Hill Water System 24	2012-0373-PWS-E	HAYS	9/16/2012	\$330	\$66	\$264	\$0
PWS	43386	Cliffside Guest House, L.L.C.	2012-0189-PWS-E	COMAL	9/16/2012	\$1,556	\$310	\$1,246	\$0
PWS	42443	Sam Rayburn Water, Inc.	2011-1572-PWS-E	SAN AUGUSTINE	9/16/2012	\$1,637	\$0	\$1,637	\$0
PWS	42972	AMPHENOL STEWARD ENTERPRISES INC	2011-2122-PWS-E	MIDLAND	9/29/2012	\$8,700	\$0	\$8,700	\$0
PWS	43691	C & D CHARLES STREET GP, LLC	2012-0497-PWS-E	HARRIS	9/30/2012	\$2,681	\$535	\$2,146	\$0
PWS	43753	Altoga Water Supply Corporation	2012-0570-PWS-E	COLLIN	9/30/2012	\$120	\$24	\$96	\$0
PWS	43751	GATE TREE LLC	2012-0614-PWS-E	BANDERA	9/30/2012	\$711	\$142	\$569	\$0
PWS	43354	Mooreville Water Supply Corporation	2012-0166-PWS-E	FALLS	9/30/2012	\$985	\$197	\$788	\$0
PWS	42752	City of Del Rio	2011-1894-PWS-E	VAL VERDE	10/11/2012	\$317	\$0	\$317	\$0
PWS	43640	Howard C. Bigham	2012-0423-PWS-E	SCURRY	10/13/2012	\$263	\$52	\$211	\$0
PWS	43862	Alvin Country Club, LLC	2012-0689-PWS-E	BRAZORIA	10/13/2012	\$100	\$20	\$80	\$0
PWS	43361	Red River Authority of Texas	2012-0174-PWS-E	CHILDRESS	10/13/2012	\$1,050	\$210	\$840	\$0
PWS	43756	Aqua Utilities, Inc.	2012-0569-PWS-E	TRAVIS	10/13/2012	\$665	\$133	\$532	\$0
PWS	42260	United States Army Corps of Engineers	2011-1406-PWS-E	TARRANT	10/13/2012	\$877	\$175	\$702	\$0
PWS	43850	Butler WSC	2012-0666-PWS-E	FREESTONE	10/13/2012	\$1,254	\$250	\$1,004	\$0
PWS	43513	United States Army Corps of Engineers	2012-0332-PWS-E	TARRANT	10/13/2012	\$560	\$112	\$448	\$0
PWS	43240	Mcmullen County WCID 2	2012-0030-PWS-E	MCMULLEN	10/19/2012	\$1,365	\$0	\$1,365	\$0
PWS	42348	ROGERS, GORDON DEAN	2011-1505-PWS-E	ANGELINA	10/19/2012	\$13,282	\$0	\$13,282	\$0
PWS	43308	GILLOTT, DAVID T	2012-0114-PWS-E	*MULTIPLE	10/19/2012	\$1,450	\$0	\$1,450	\$0
PWS	44161	Kendall County Water Control and Improvement District No. 1	2012-1008-PWS-E	KENDALL	10/26/2012	\$54	\$10	\$44	\$0
PWS	43838	PILSNER, DAVID	2012-0660-PWS-E	COLORADO	10/26/2012	\$501	\$100	\$401	\$0
PWS	44079	Custom Water Co., L.L.C.	2012-0919-PWS-E	MONTAGUE	10/26/2012	\$125	\$25	\$100	\$0
PWS	44098	City of McGregor	2012-0940-PWS-E	MCLENNAN	10/26/2012	\$1,357	\$271	\$1,086	\$0
PWS	43935	CHAU, HONG	2012-0767-PWS-E	HARRIS	10/26/2012	\$969	\$193	\$776	\$0
PWS	43372	City Of Follett	2012-0172-PWS-E	LIPSCOMB	10/27/2012	\$1,278	\$0	\$1,278	\$0
PWS	37345	North San Saba Wsc	2012-0557-PWS-E	SAN SABA	10/27/2012	\$21,079	\$0	\$21,079	\$0
PWS	43688	Brenda Cunningham Byrd *	2012-0490-PWS-E	COLORADO	10/27/2012	\$2,708	\$0	\$2,708	\$0
PWS	11945	SNI Corporation	2011-1631-PWS-E	COLORADO	10/27/2012	\$11,176	\$0	\$11,176	\$0
PWS	43454	Oak Valley Mobile Home Park LLC	2012-0266-PWS-E	BRAZORIA	10/27/2012	\$838	\$0	\$838	\$0
PWS	42113	Silverlake Church	2011-1263-PWS-E	BRAZORIA	11/11/2012	\$2,835	\$0	\$2,835	\$0
PWS	43819	Aqua Utilities, Inc.	2012-0636-PWS-E	POLK	11/11/2012	\$154	\$30	\$124	\$0
PWS	35120	Ghuman Enterprise Inc.	2012-0714-PWS-E	MONTGOMERY	11/11/2012	\$4,079	\$0	\$4,079	\$0
PWS	43826	City of Ballinger	2012-0649-PWS-E	RUNNELS	11/11/2012	\$980	\$196	\$784	\$0
PWS	44168	Farmers Transport, Inc.	2012-1007-PWS-E	CALHOUN	11/11/2012	\$153	\$30	\$123	\$0
PWS	43966	Castle Water, Inc.	2012-0787-PWS-E	PARKER	11/11/2012	\$2,795	\$559	\$2,236	\$0
PWS	41513	Harris County FWSD 1B	2011-0608-UTL-E	HARRIS	11/12/2012	\$262	\$0	\$262	\$0

Singles Programs

Appendix 1: List of Administrative Orders Issued FY 2013

Date Range Selected : 09/01/2012 - 08/31/2013

PGM	Case No.	Respondent Name	Docket#	County	Order Date	Penalty Assessed	Penalty Deferred	Payable Amount	SEP Offset
PWS	43882	Pieper, Diane *	2012-0697-PWS-E	MATAGORDA	11/12/2012	\$165	\$0	\$165	\$0
PWS	43794	Aqua Utilities, Inc.	2012-0606-PWS-E	MCLENNAN	11/22/2012	\$1,860	\$372	\$1,488	\$0
PWS	44044	KL Comfort Park, Ltd.	2012-0886-PWS-E	BELL	11/22/2012	\$1,393	\$278	\$1,115	\$0
PWS	43158	Palo Duro Service Company, Inc.	2011-2318-PWS-E	PARKER	11/22/2012	\$3,630	\$726	\$2,904	\$0
PWS	44370	SHIVERS, DAVID E	2012-1226-PWS-E	RUSK	11/22/2012	\$202	\$40	\$162	\$0
PWS	36425	SWEA GARDENS ESTATES UTILITY, INC.	2012-0571-PWS-E	HARRIS	11/30/2012	\$3,742	\$0	\$3,742	\$0
PWS	40091	THE ANGLERS LODGE LLC	2012-0720-PWS-E	VAL VERDE	11/30/2012	\$4,840	\$0	\$4,840	\$0
PWS	43342	BULLOCK, LEONA	2012-0149-PWS-E	KERR	11/30/2012	\$2,088	\$0	\$2,088	\$0
PWS	43958	CRAWFORD, CAROLYN	2012-0818-PWS-E	BURNET	11/30/2012	\$1,095	\$0	\$1,095	\$0
PWS	43704	Lake Hills DTP II, LLC	2012-0517-PWS-E	BANDERA	11/30/2012	\$2,572	\$0	\$2,572	\$0
PWS	41991	KEENAN, RICHARD ALLEN	2011-1163-PWS-E	GALVESTON	11/30/2012	\$2,042	\$0	\$2,042	\$0
PWS	40291	OLD TYMER ENTERPRISES, INC.	2011-2253-PWS-E	BEXAR	12/1/2012	\$7,370	\$0	\$7,370	\$0
PWS	44246	City of Cameron	2012-1101-PWS-E	MILAM	12/15/2012	\$8,721	\$1,744	\$6,977	\$0
PWS	38222	Tom Green County FWSD 2	2012-0957-PWS-E	TOM GREEN	12/15/2012	\$4,990	\$0	\$4,990	\$0
PWS	44086	Brian Dlugosch *	2012-0935-PWS-E	DEWITT	12/15/2012	\$2,169	\$0	\$2,169	\$0
PWS	41812	Amana Rose, LLC	2011-0924-PWS-E	MARION	12/15/2012	\$18,357	\$0	\$18,357	\$0
PWS	43653	Southwestern Holdings, Inc.	2012-0469-PWS-E	PRESIDIO	12/15/2012	\$2,513	\$0	\$2,513	\$0
PWS	44103	Bell Milam Falls WSC	2012-0946-PWS-E	BELL	12/16/2012	\$789	\$157	\$632	\$0
PWS	43919	Parmer, Patsy *	2012-0752-PWS-E	SHELBY	12/16/2012	\$434	\$86	\$348	\$0
PWS	44263	City of Marlin	2012-1112-PWS-E	FALLS	12/16/2012	\$441	\$88	\$353	\$0
PWS	43757	SANCTUARY VENTURES II L.P.	2012-0625-PWS-E	ELLIS	12/16/2012	\$50	\$10	\$40	\$0
PWS	44378	Sand Hills Water Supply Corporation	2012-1236-PWS-E	SHELBY	12/16/2012	\$624	\$124	\$500	\$0
PWS	43437	Donald R. Cole *	2012-0244-PWS-E	PARKER	12/16/2012	\$677	\$135	\$542	\$0
PWS	44537	CITY OF HENRIETTA	2012-1371-PWS-E	CLAY	12/16/2012	\$360	\$72	\$288	\$0
PWS	43624	REESE, WENDELL	2012-0424-PWS-E	MATAGORDA	12/20/2012	\$2,188	\$0	\$2,188	\$0
PWS	44170	HOLT, JACK HASTON PE	2012-1027-PWS-E	TRAVIS	1/12/2013	\$1,212	\$242	\$970	\$0
PWS	44111	Brushy Creek WSC	2012-0953-PWS-E	ANDERSON	1/12/2013	\$1,260	\$252	\$1,008	\$0
PWS	44233	The Consolidated Water Supply Corporation	2012-1074-PWS-E	HOUSTON	1/12/2013	\$451	\$90	\$361	\$0
PWS	44228	City of Lawn	2012-1075-PWS-E	TAYLOR	1/12/2013	\$249	\$49	\$200	\$0
PWS	44293	Travis County Water Control and Improvement District 20	2012-1144-PWS-E	TRAVIS	1/12/2013	\$165	\$33	\$132	\$0
PWS	44291	Caney Creek Municipal Utility District *	2012-1145-PWS-E	MATAGORDA	1/12/2013	\$855	\$171	\$684	\$0
PWS	44097	Debbie Block *	2012-0941-PWS-E	ORANGE	1/12/2013	\$2,078	\$415	\$1,663	\$0
PWS	44400	Treasure Island Municipal Utility District	2012-1261-PWS-E	BRAZORIA	1/12/2013	\$750	\$150	\$600	\$0
PWS	44590	Annette Goodrum, Inc.	2012-1456-PWS-E	BRAZORIA	1/12/2013	\$110	\$22	\$88	\$0
PWS	44254	City of Moulton	2012-1107-PWS-E	LAVACA	2/3/2013	\$168	\$33	\$135	\$0
PWS	44513	Rock Creek Water Supply Corporation	2012-1372-PWS-E	PALO PINTO	2/3/2013	\$780	\$156	\$624	\$0
PWS	44405	Aqua Utilities, Inc.	2012-1296-PWS-E	TRAVIS	2/3/2013	\$3,277	\$655	\$2,622	\$0
PWS	44193	CARRANZA, THOMAS	2012-1041-PWS-E	POLK	2/3/2013	\$1,185	\$237	\$948	\$0

Singles Programs

Appendix 1: List of Administrative Orders Issued FY 2013

Date Range Selected : 09/01/2012 - 08/31/2013

PGM	Case No.	Respondent Name	Docket#	County	Order Date	Penalty Assessed	Penalty Deferred	Payable Amount	SEP Offset
PWS	44048	Tri-Community Water Supply Corporation	2012-0891-PWS-E	CALDWELL	2/3/2013	\$2,193	\$438	\$1,755	\$0
PWS	43025	The Original Adventure Camp Inc	2011-2174-PWS-E	KERR	2/10/2013	\$1,536	\$0	\$1,536	\$0
PWS	43934	Leonard Denton	2012-0762-PWS-E	BLANCO	2/10/2013	\$1,322	\$0	\$1,322	\$0
PWS	44255	City of Rosebud	2012-1106-PWS-E	FALLS	2/10/2013	\$2,002	\$0	\$2,002	\$0
PWS	44019	REAGAN, PAULA	2012-0849-PWS-E	DENTON	2/10/2013	\$2,810	\$0	\$2,810	\$0
PWS	44385	City of Petrolia	2012-1235-PWS-E	CLAY	2/10/2013	\$410	\$0	\$410	\$0
PWS	36946	Lake Whitney Resorts, LLC	2012-0022-PWS-E	HILL	2/10/2013	\$11,827	\$0	\$11,827	\$0
PWS	44720	BATEMAN, DOUGLAS A	2012-1589-PWS-E	BRAZORIA	2/23/2013	\$590	\$118	\$472	\$0
PWS	44511	Sanhedrin II, L.P.	2012-1351-PWS-E	HARRIS	2/23/2013	\$450	\$90	\$360	\$0
PWS	44258	San Pedro Canyon Water Company *	2012-1128-PWS-E	VAL VERDE	2/23/2013	\$1,373	\$274	\$1,099	\$0
PWS	44555	GRAVES LONG MOUNTAIN PROPERTIES LLC	2012-1437-PWS-E	LLANO	2/23/2013	\$350	\$70	\$280	\$0
PWS	44597	Chappell Hill Water Supply Corporation	2012-1465-PWS-E	WASHINGTON	2/23/2013	\$888	\$177	\$711	\$0
PWS	44665	City of Moody	2012-1520-PWS-E	MCLENNAN	2/23/2013	\$120	\$24	\$96	\$0
PWS	45179	HILLIARD, BRIAN D	2012-2046-WOC-E	FANNIN	2/23/2013	\$175	\$0	\$175	\$0
PWS	44620	Arkema Inc	2012-1492-PWS-E	JEFFERSON	2/23/2013	\$150	\$30	\$120	\$0
PWS	43791	Nayna Patel *	2012-0607-PWS-E	HARRIS	2/23/2013	\$1,401	\$279	\$1,122	\$0
PWS	44647	City of Stamford	2012-1521-PWS-E	JONES	2/23/2013	\$160	\$32	\$128	\$0
PWS	43091	United States Postal Service	2011-2234-PWS-E	HARRIS	2/24/2013	\$3,864	\$0	\$3,864	\$0
PWS	40421	Joseph Adam Corporation *	2009-0890-PWS-E	LUBBOCK	3/1/2013	\$2,550	\$0	\$2,550	\$0
PWS	44460	Georgia-Pacific Wood Products South LLC	2012-1312-PWS-E	POLK	3/3/2013	\$1,105	\$220	\$885	\$0
PWS	44494	BELTRAN, MARIA A *	2012-1353-PWS-E	STARR	3/3/2013	\$1,025	\$205	\$820	\$0
PWS	44873	Yam United Investment Group, LLC	2012-1785-PWS-E	FORT BEND	3/3/2013	\$755	\$150	\$605	\$0
PWS	44801	Ramage, James Thomas	2012-1684-PWS-E	LUBBOCK	3/3/2013	\$920	\$183	\$737	\$0
PWS	44807	WALLACE, DAVID STANLEY SR	2012-1699-PWS-E	MIDLAND	3/3/2013	\$1,227	\$244	\$983	\$0
PWS	44470	SIMS, PAUL *	2012-1324-PWS-E	WASHINGTON	3/3/2013	\$455	\$91	\$364	\$0
PWS	44407	S.L.C. Water Supply Corporation	2012-1266-PWS-E	LIMESTONE	3/9/2013	\$417	\$0	\$417	\$0
PWS	44032	Raymond E. Windham	2012-0871-PWS-E	BROWN	3/15/2013	\$1,832	\$0	\$1,832	\$0
PWS	43550	City of Paint Rock	2012-0342-PWS-E	CONCHO	3/15/2013	\$946	\$0	\$946	\$0
PWS	43373	Virginia Franklin Fuller	2012-0171-PWS-E	LUBBOCK	3/16/2013	\$5,381	\$0	\$5,381	\$0
PWS	44748	Brazoria County Water Corporation	2012-1618-PWS-E	BRAZORIA	3/21/2013	\$450	\$90	\$180	\$180
PWS	44950	G M WSC	2012-1831-PWS-E	SABINE	3/21/2013	\$636	\$127	\$509	\$0
PWS	45056	Texas H2O, Inc.	2012-1927-PWS-E	HOOD	3/21/2013	\$472	\$94	\$378	\$0
PWS	44940	DCP Midstream, LP	2012-1811-PWS-E	MIDLAND	3/21/2013	\$204	\$40	\$164	\$0
PWS	45034	Altoga Water Supply Corporation	2012-1904-PWS-E	COLLIN	3/21/2013	\$52	\$10	\$42	\$0
PWS	44792	Appleby Water Supply Corporation	2012-1691-PWS-E	NACOGDOCHES	3/21/2013	\$577	\$115	\$462	\$0
PWS	44825	Green Springs Water Supply Corporation	2012-1728-PWS-E	DENTON	3/21/2013	\$560	\$112	\$448	\$0
PWS	44799	Franz, Raymond Louis	2012-1704-PWS-E	HARRIS	3/21/2013	\$55	\$11	\$44	\$0
PWS	45267	Plainview BioEnergy, LLC	2012-2140-PWS-E	HALE	3/21/2013	\$150	\$30	\$120	\$0

Singles Programs

Appendix 1: List of Administrative Orders Issued FY 2013

Date Range Selected : 09/01/2012 - 08/31/2013

PGM	Case No.	Respondent Name	Docket#	County	Order Date	Penalty Assessed	Penalty Deferred	Payable Amount	SEP Offset
PWS	44997	MONROE, DEXTER	2012-1873-PWS-E	HENDERSON	3/21/2013	\$252	\$50	\$202	\$0
PWS	44912	Bapa Krupa, LLC	2012-1804-UTL-E	HARRIS	3/21/2013	\$817	\$163	\$654	\$0
PWS	44437	Brian Fabre	2012-1295-PWS-E	LUBBOCK	3/21/2013	\$915	\$183	\$732	\$0
PWS	43709	Carpenter, Melissa Lee *	2012-0523-PWS-E	BRAZORIA	3/21/2013	\$2,035	\$406	\$1,629	\$0
PWS	44822	Cowtown RV Park, Ltd.	2012-1703-PWS-E	PARKER	3/21/2013	\$1,763	\$351	\$1,412	\$0
PWS	44766	Brazos Valley Septic & Water, Inc.	2012-1643-PWS-E	ROBERTSON	3/21/2013	\$255	\$51	\$204	\$0
PWS	44716	Motiva Enterprises LLC	2012-1591-PWS-E	JEFFERSON	3/21/2013	\$1,490	\$298	\$1,192	\$0
PWS	45040	Fayette County WCID Monument Hill	2012-1917-PWS-E	FAYETTE	4/7/2013	\$949	\$189	\$760	\$0
PWS	45068	City of Brownsboro	2012-1945-PWS-E	HENDERSON	4/7/2013	\$52	\$0	\$52	\$0
PWS	44623	TSCHIRHART, HAROLD	2012-1490-PWS-E	GUADALUPE	4/7/2013	\$775	\$155	\$620	\$0
PWS	31301	Fatima Family Village, Inc.	2012-2122-PWS-E	HARRIS	4/7/2013	\$957	\$0	\$957	\$0
PWS	44899	Raza, Shahbaz	2012-1775-PWS-E	CHAMBERS	4/7/2013	\$1,237	\$247	\$990	\$0
PWS	44706	Alloy Polymers Texas LP	2012-1584-PWS-E	HOUSTON	4/7/2013	\$8,477	\$1,695	\$6,782	\$0
PWS	44508	City of La Villa	2012-1352-PWS-E	HIDALGO	4/7/2013	\$5,230	\$0	\$5,230	\$0
PWS	38818	Hunter Road Investments LLC	2012-1675-PWS-E	HAYS	4/7/2013	\$405	\$0	\$405	\$0
PWS	44487	Rayburn Country Municipal Utility District	2012-1345-PWS-E	JASPER	4/7/2013	\$897	\$179	\$718	\$0
PWS	45012	City of Tenaha	2012-1893-PWS-E	SHELBY	4/7/2013	\$172	\$0	\$172	\$0
PWS	45081	Falcon Rural Water Supply Corp	2012-1959-PWS-E	STARR	4/7/2013	\$896	\$179	\$717	\$0
PWS	44879	Hudson Water Supply Corporation	2012-1763-PWS-E	ANGELINA	4/7/2013	\$1,216	\$0	\$1,216	\$0
PWS	44871	C S Community Water Supply Corporation	2012-1742-PWS-E	MCLENNAN	4/7/2013	\$53	\$10	\$43	\$0
PWS	45018	City of Wilmer	2012-1899-PWS-E	DALLAS	4/7/2013	\$1,215	\$243	\$972	\$0
PWS	43472	Maverick County	2012-0285-PWS-E	MAVERICK	4/7/2013	\$742	\$0	\$742	\$0
PWS	43941	NIX, WALTER E JR	2012-0766-PWS-E	BURLESON	4/7/2013	\$3,798	\$0	\$3,798	\$0
PWS	45015	Voyles, LLC	2012-1892-PWS-E	FAYETTE	4/7/2013	\$827	\$165	\$662	\$0
PWS	44901	P. M. Petroleum, Inc.	2012-1812-PWS-E	TRAVIS	4/7/2013	\$3,022	\$0	\$3,022	\$0
PWS	44921	City of Gladewater	2012-1783-PWS-E	GREGG	4/7/2013	\$1,035	\$207	\$828	\$0
PWS	44869	City of Zavalla	2012-1752-PWS-E	ANGELINA	4/7/2013	\$178	\$0	\$178	\$0
PWS	44789	BRENNAN, JEFFREY H	2012-1665-PWS-E	*MULTIPLE	4/7/2013	\$1,327	\$264	\$1,063	\$0
PWS	45067	Rodell Water System, Inc.	2012-1946-MLM-E	LEON	4/7/2013	\$937	\$187	\$750	\$0
PWS	45364	City of Gruver	2012-2210-PWS-E	HANSFORD	4/7/2013	\$517	\$103	\$414	\$0
PWS	44063	City of Cotulla	2012-0907-PWS-E	LA SALLE	4/8/2013	\$2,694	\$0	\$2,694	\$0
PWS	44752	NGUYEN, HA VAN	2012-1620-PWS-E	BURNET	4/21/2013	\$1,610	\$322	\$1,288	\$0
PWS	45033	Gary Wayne Ashby	2012-1918-PWS-E	LUBBOCK	4/27/2013	\$2,904	\$0	\$2,904	\$0
PWS	44507	Clifford & Clyde Kitten, L.P.	2012-1366-PWS-E	GARZA	4/27/2013	\$504	\$0	\$504	\$0
PWS	45136	East Marion County Water Supply Corporation	2012-2008-PWS-E	MARION	4/27/2013	\$175	\$0	\$175	\$0
PWS	44429	Tank Works, Inc.	2012-1286-PWS-E	FORT BEND	4/27/2013	\$1,127	\$0	\$1,127	\$0
PWS	45100	Lower Colorado River Authority	2012-1974-PWS-E	LAMPASAS	4/27/2013	\$345	\$0	\$345	\$0
PWS	44417	City of Megargel	2012-1289-PWS-E	ARCHER	4/27/2013	\$1,104	\$0	\$1,104	\$0

Singles Programs

Appendix 1: List of Administrative Orders Issued FY 2013

Date Range Selected : 09/01/2012 - 08/31/2013

PGM	Case No.	Respondent Name	Docket#	County	Order Date	Penalty Assessed	Penalty Deferred	Payable Amount	SEP Offset
PWS	45223	Donald S Fletcher	2012-2089-PWS-E	ERATH	4/29/2013	\$1,808	\$0	\$1,808	\$0
PWS	45104	David M Chandler, Inc.	2012-1976-PWS-E	GREGG	4/29/2013	\$565	\$0	\$565	\$0
PWS	41967	MINALDI, BEVERLY LEE	2011-1089-MLM-E	SABINE	4/29/2013	\$5,269	\$0	\$5,269	\$0
PWS	45513	Lubbock Reese Redevelopment Authority Corporation	2012-2369-PWS-E	LUBBOCK	5/2/2013	\$100	\$20	\$80	\$0
PWS	45467	City of La Ward	2012-2318-PWS-E	JACKSON	5/2/2013	\$168	\$33	\$135	\$0
PWS	45175	Leibold-Grothues Ranch Ltd.	2012-2039-PWS-E	BANDERA	5/2/2013	\$2,223	\$0	\$2,223	\$0
PWS	45052	Goodsprings Water Supply Corporation	2012-1928-PWS-E	RUSK	5/2/2013	\$172	\$0	\$172	\$0
PWS	43321	Lake Livingston Water Supply and Sewer Service Corporation	2012-0125-PWS-E	SAN JACINTO	5/2/2013	\$817	\$163	\$654	\$0
PWS	45444	City of Marlin	2012-2319-PWS-E	FALLS	5/2/2013	\$804	\$0	\$804	\$0
PWS	45069	Hill, Noma	2012-1961-PWS-E	WALLER	5/2/2013	\$2,251	\$0	\$2,251	\$0
PWS	44592	Flomot Water Supply Corporation	2012-1534-PWS-E	MOTLEY	5/2/2013	\$1,090	\$217	\$873	\$0
PWS	44634	Cotulla Fish Hatchery LLC	2012-1533-PWS-E	LA SALLE	5/2/2013	\$1,863	\$0	\$1,863	\$0
PWS	45365	City of Splendora	2012-2224-PWS-E	MONTGOMERY	5/2/2013	\$1,485	\$297	\$1,188	\$0
PWS	46074	BELL, SAMMIE L	2013-0180-WOC-E	CARSON	5/2/2013	\$175	\$0	\$175	\$0
PWS	44988	GF Group, Inc.	2012-1864-PWS-E	BANDERA	5/2/2013	\$715	\$143	\$572	\$0
PWS	45032	City of Fritch	2012-1905-PWS-E	HUTCHINSON	5/11/2013	\$226	\$45	\$181	\$0
PWS	44064	Ms. Molly's LLC	2012-0915-PWS-E	COLORADO	5/11/2013	\$256	\$51	\$205	\$0
PWS	45797	City of Lacy Lakeview	2012-2652-PWS-E	MCLENNAN	5/11/2013	\$686	\$137	\$549	\$0
PWS	45938	City of De Kalb	2013-0047-PWS-E	BOWIE	5/11/2013	\$549	\$109	\$440	\$0
PWS	45409	City of Anahuac	2012-2274-PWS-E	CHAMBERS	5/11/2013	\$630	\$126	\$504	\$0
PWS	45677	Aqua Utilities, Inc.	2012-2519-PWS-E	HAYS	5/11/2013	\$645	\$129	\$516	\$0
PWS	45103	Ramon C. Gonzales, Jr.	2012-1973-PWS-E	MIDLAND	5/22/2013	\$1,307	\$0	\$1,307	\$0
PWS	43612	Thomas Pankratz	2012-0415-PWS-E	KENDALL	5/22/2013	\$3,489	\$0	\$3,489	\$0
PWS	44621	MORRIS, LESLIE L *	2012-1491-PWS-E	HARRIS	5/23/2013	\$1,525	\$0	\$1,525	\$0
PWS	45533	Lakeshore Utility Company	2012-2522-PWS-E	SMITH	6/1/2013	\$276	\$55	\$221	\$0
PWS	45967	City of Joaquin	2013-0066-PWS-E	SHELBY	6/1/2013	\$517	\$103	\$414	\$0
PWS	45799	Ochiltree County	2012-2651-PWS-E	OCHILTREE	6/1/2013	\$720	\$144	\$576	\$0
PWS	45558	Town of Woodsboro	2012-2414-PWS-E	REFUGIO	6/1/2013	\$900	\$180	\$720	\$0
PWS	39908	Soda Water Supply Corporation	2012-1725-PWS-E	POLK	6/3/2013	\$510	\$0	\$510	\$0
PWS	45426	Diocese of Victoria	2012-2304-PWS-E	LAVACA	6/3/2013	\$2,310	\$0	\$2,310	\$0
PWS	38037	A. & P. Water Supply Corporation	2012-2183-PWS-E	PANOLA	6/3/2013	\$2,728	\$0	\$2,728	\$0
PWS	44313	BRUSH COUNTRY DEVELOPMENT CORPORATION	2012-1188-PWS-E	DUVAL	6/3/2013	\$3,669	\$0	\$3,669	\$0
PWS	44839	Travis County Municipal Utility District 10	2012-1852-PWS-E	TRAVIS	6/3/2013	\$183	\$0	\$183	\$0
PWS	45250	Jonathan Law	2012-2116-PWS-E	GALVESTON	6/3/2013	\$714	\$0	\$714	\$0
PWS	45818	Centerville Water Supply Corporation	2012-2671-PWS-E	TRINITY	6/3/2013	\$172	\$0	\$172	\$0
PWS	44318	Frankston Rural Water Supply Corporation	2012-1174-PWS-E	ANDERSON	6/3/2013	\$1,277	\$0	\$1,277	\$0
PWS	45695	City of Lone Oak	2012-2694-PWS-E	HUNT	6/3/2013	\$495	\$0	\$495	\$0

Singles Programs

Appendix 1: List of Administrative Orders Issued FY 2013

Date Range Selected : 09/01/2012 - 08/31/2013

PGM	Case No.	Respondent Name	Docket#	County	Order Date	Penalty Assessed	Penalty Deferred	Payable Amount	SEP Offset
PWS	45672	S & K Enterprise, Inc.	2012-2520-PWS-E	MONTGOMERY	6/3/2013	\$696	\$0	\$696	\$0
PWS	35459	Ranger Utility Company	2011-1171-PWS-E	WALLER	6/3/2013	\$21,250	\$0	\$21,250	\$0
PWS	44808	City of Plainview	2012-1700-PWS-E	HALE	6/3/2013	\$15,822	\$3,164	\$0	\$12,658
PWS	45325	DAY, RONNIE E	2012-2182-PWS-E	LUBBOCK	6/3/2013	\$686	\$0	\$686	\$0
PWS	42018	Laddie Machacek	2011-1195-PWS-E	BRAZORIA	6/3/2013	\$3,893	\$0	\$3,893	\$0
PWS	44158	Cypress Hills Limited	2012-1003-PWS-E	HARRISON	6/3/2013	\$2,490	\$0	\$2,490	\$0
PWS	45937	City Of Panhandle	2013-0048-PWS-E	CARSON	6/8/2013	\$960	\$192	\$768	\$0
PWS	45717	Lake Winona Property Owners Association	2012-2549-PWS-E	GRIMES	6/8/2013	\$1,557	\$311	\$1,246	\$0
PWS	44915	Al-Qamar, Inc.	2012-1784-PWS-E	HARRIS	6/8/2013	\$1,598	\$318	\$1,280	\$0
PWS	45895	City of Idalou	2013-0019-PWS-E	LUBBOCK	6/8/2013	\$330	\$66	\$264	\$0
PWS	45987	High Point Water Supply Corporation	2013-0109-PWS-E	KAUFMAN	6/8/2013	\$338	\$67	\$271	\$0
PWS	45427	PINE MEADOW MHC, LLC	2012-2289-PWS-E	HARDIN	6/8/2013	\$1,550	\$310	\$1,240	\$0
PWS	39612	STAHLHEBER, GARY DON *	2012-0301-PWS-E	BRAZORIA	6/13/2013	\$5,867	\$0	\$5,867	\$0
PWS	44208	KLAERNER, SAMUEL O	2012-1133-PWS-E	GILLESPIE	6/13/2013	\$2,068	\$0	\$2,068	\$0
PWS	37608	Blanca Cruz	2011-2322-PWS-E	BANDERA	6/23/2013	\$25,904	\$0	\$25,904	\$0
PWS	45412	The Center Serving Persons with Mental Retardation	2012-2273-PWS-E	WALLER	6/27/2013	\$525	\$105	\$420	\$0
PWS	46570	PENNINGTON, BRADLEY E	2013-0658-WOC-E	SAN AUGUSTINE	6/27/2013	\$175	\$0	\$175	\$0
PWS	40698	Tempe Water Supply Corporation	2012-2575-PWS-E	POLK	6/27/2013	\$842	\$0	\$842	\$0
PWS	45495	City of Pyote	2012-2347-PWS-E	WARD	6/27/2013	\$1,620	\$0	\$1,620	\$0
PWS	44272	Trailswest Mobile Home Park, LLC	2012-1117-PWS-E	BOWIE	6/27/2013	\$976	\$194	\$782	\$0
PWS	45671	Hamilton Pool H2O LLC	2012-2576-PWS-E	HAYS	6/27/2013	\$721	\$144	\$577	\$0
PWS	45255	Randy L. Snapp	2012-2128-PWS-E	GILLESPIE	7/17/2013	\$968	\$0	\$968	\$0
PWS	35519	Custom Water Co., L.L.C.	2012-0160-PWS-E	MONTAGUE	7/18/2013	\$12,402	\$0	\$12,402	\$0
PWS	45188	Robert F. Bryer	2012-2047-PWS-E	HARRIS	7/19/2013	\$939	\$187	\$752	\$0
PWS	45597	PLAINVIEW SERENITY CENTER INC	2012-2440-PWS-E	HALE	7/19/2013	\$900	\$180	\$720	\$0
PWS	45889	City of Mercedes	2013-0005-PWS-E	HIDALGO	7/19/2013	\$1,123	\$224	\$899	\$0
PWS	46136	City of Kemp	2013-0229-PWS-E	KAUFMAN	7/19/2013	\$325	\$65	\$260	\$0
PWS	44679	Mountain Breeze, L.L.C.	2012-1545-PWS-E	COMAL	7/28/2013	\$1,543	\$308	\$1,235	\$0
PWS	44182	Texas Parks and Wildlife Department	2012-1023-PWS-E	PALO PINTO	7/28/2013	\$750	\$150	\$600	\$0
PWS	44717	Rocky Wadlington	2012-1590-PWS-E	LIMESTONE	7/28/2013	\$1,015	\$0	\$1,015	\$0
PWS	46247	West Texas Boys Ranch	2013-0357-PWS-E	TOM GREEN	7/28/2013	\$833	\$166	\$667	\$0
PWS	46105	OLD TYMER ENTERPRISES, INC.	2013-0216-PWS-E	BEXAR	7/28/2013	\$2,176	\$0	\$2,176	\$0
PWS	46258	S.L.C. Water Supply Corporation	2013-0356-PWS-E	LIMESTONE	8/3/2013	\$258	\$0	\$258	\$0
PWS	45903	MARINA QUEST INC	2013-0017-PWS-E	GRAYSON	8/3/2013	\$2,082	\$0	\$2,082	\$0
PWS	38185	Thomas Osborn Hammond	2012-0777-PWS-E	SOMERVELL	8/3/2013	\$25,051	\$0	\$25,051	\$0
PWS	45619	Dana L. Miller	2012-2473-PWS-E	DENTON	8/3/2013	\$4,225	\$0	\$4,225	\$0
PWS	45913	Thomas, George	2013-0029-PWS-E	RANDALL	8/3/2013	\$1,883	\$0	\$1,883	\$0
PWS	44622	City of Granite Shoals	2012-1503-PWS-E	BURNET	8/8/2013	\$670	\$134	\$536	\$0

Singles Programs

Appendix 1: List of Administrative Orders Issued FY 2013

Date Range Selected : 09/01/2012 - 08/31/2013

PGM	Case No.	Respondent Name	Docket#	County	Order Date	Penalty Assessed	Penalty Deferred	Payable Amount	SEP Offset
PWS	46071	CII ALLIANCE INC	2013-0181-PWS-E	GALVESTON	8/8/2013	\$1,534	\$306	\$1,228	\$0
PWS	46014	Sam Rayburn Water, Inc.	2013-0125-PWS-E	SAN AUGUSTINE	8/8/2013	\$400	\$80	\$320	\$0
PWS	46502	Altoga Water Supply Corporation	2013-0569-PWS-E	COLLIN	8/8/2013	\$213	\$42	\$171	\$0
PWS	46243	City of Cameron	2013-0358-PWS-E	MILAM	8/8/2013	\$1,728	\$345	\$1,383	\$0
PWS	46277	Longhorn Ranch Motel, Inc.	2013-0379-PWS-E	BREWSTER	8/8/2013	\$200	\$40	\$160	\$0
PWS	46135	City of Trinidad	2013-0230-PWS-E	HENDERSON	8/8/2013	\$992	\$198	\$794	\$0
PWS	46065	Atascosa Rural Water Supply Corporation	2013-0183-PWS-E	BEXAR	8/22/2013	\$840	\$168	\$672	\$0
PWS	46100	City of Thornton	2013-0258-PWS-E	LIMESTONE	8/22/2013	\$396	\$79	\$317	\$0
PWS	46289	Houston Nursery LLC	2013-0427-PWS-E	FORT BEND	8/22/2013	\$150	\$30	\$120	\$0
PWS	46101	Nigton-Wakefield Water Supply Corporation	2013-0214-PWS-E	TRINITY	8/22/2013	\$1,340	\$268	\$1,072	\$0
PWS	46160	Greenwood Ventures Inc.	2013-0281-PWS-E	MIDLAND	8/23/2013	\$2,734	\$0	\$2,734	\$0
PWS	44540	Norman Barnett	2012-1397-UTL-E	HARRIS	8/23/2013	\$1,575	\$0	\$1,575	\$0
PWS	46304	Brazoria County	2013-0406-PWS-E	BRAZORIA	8/26/2013	\$495	\$0	\$495	\$0
PWS	46522	Blackjack WSC	2013-0596-PWS-E	CHEROKEE	8/26/2013	\$230	\$0	\$230	\$0
PWS	46227	Brazos Valley Septic & Water, Inc.	2013-0329-PWS-E	BRAZOS	8/26/2013	\$172	\$0	\$172	\$0
PWS	45817	BIRD, LEO *	2012-2672-PWS-E	ANGELINA	8/26/2013	\$620	\$0	\$620	\$0
PWS	46166	City of Freeport	2013-0269-PWS-E	BRAZORIA	8/26/2013	\$351	\$0	\$351	\$0
PWS	45512	Caliber Texas Properties LP	2012-2366-PWS-E	FORT BEND	8/26/2013	\$2,098	\$0	\$2,098	\$0
PWS	46222	Vince Britten	2013-0345-PWS-E	POTTER	8/26/2013	\$1,756	\$0	\$1,756	\$0
Subtotal for PWS : 249						\$496,568	\$29,714	\$454,016	\$12,838
WATEI	42725	Prestonwood Golf Club LLC	2011-1881-WR-E	DENTON	9/16/2012	\$1,600	\$0	\$1,600	\$0
WATEI	43509	Thomas Hayre *	2012-0322-WR-E	MENARD	9/16/2012	\$2,500	\$500	\$1,000	\$1,000
WATEI	43686	Alice Southern Equipment Service, Inc.	2012-0496-WR-E	LEON	9/30/2012	\$1,694	\$338	\$1,356	\$0
WATEI	42678	Toll Dallas TX LLC	2011-1835-WR-E	TARRANT	9/30/2012	\$1,880	\$376	\$1,504	\$0
WATEI	43951	WORRELL, REX R	2012-0802-WR-E	HOOD	10/13/2012	\$500	\$100	\$400	\$0
WATEI	43298	BOASSO AMERICA CORPORATION	2012-0101-WR-E	HARRIS	10/13/2012	\$3,000	\$600	\$2,400	\$0
WATEI	43883	DECORDOVA BEND ESTATES OWNERS ASSOCIATION, INC.	2012-0704-WR-E	HOOD	11/11/2012	\$500	\$100	\$400	\$0
WATEI	42521	Braden Exploration, LLC *	2011-1668-WR-E	WISE	11/11/2012	\$2,350	\$470	\$1,880	\$0
WATEI	44762	Graham Tank Trucks, Inc.	2012-1640-WR-E	YOUNG	11/22/2012	\$350	\$0	\$350	\$0
WATEI	44761	Saylor General Contractors, Inc.	2012-1641-WR-E	YOUNG	11/22/2012	\$350	\$0	\$350	\$0
WATEI	44760	Newcastle Independent School District	2012-1642-WR-E	YOUNG	11/22/2012	\$350	\$0	\$350	\$0
WATEI	44864	Southwest Integrated Enterprises, Inc.	2012-1750-WR-E	YOUNG	12/16/2012	\$350	\$0	\$350	\$0
WATEI	44591	Devon Energy Production Company, L.P.	2012-1487-WR-E	JOHNSON	1/12/2013	\$869	\$173	\$696	\$0
WATEI	44705	CANYON WEST GOLF CLUB, INC.	2012-1583-WR-E	PARKER	2/23/2013	\$500	\$100	\$400	\$0
WATEI	44886	City of Newcastle	2012-1826-WR-E	YOUNG	3/3/2013	\$750	\$150	\$600	\$0
WATEI	44875	FIRST GRANBURY BANCORPORATION	2012-1754-WR-E	PARKER	3/3/2013	\$750	\$150	\$600	\$0
WATEI	41275	Kiewit Texas Construction L.P.	2011-0399-WR-E	COMANCHE	3/21/2013	\$615	\$123	\$492	\$0

Singles Programs

Appendix 1: List of Administrative Orders Issued FY 2013

Date Range Selected : 09/01/2012 - 08/31/2013

PGM	Case No.	Respondent Name	Docket#	County	Order Date	Penalty Assessed	Penalty Deferred	Payable Amount	SEP Offset
WATEI	44292	Somervell County	2012-1141-WR-E	SOMERVELL	4/7/2013	\$50,500	\$10,100	\$0	\$40,400
WATEI	45320	Newman Copeland	2012-2180-WR-E	MCLENNAN	4/21/2013	\$3,000	\$600	\$2,400	\$0
WATEI	44206	Garrett Flying Service, Inc.	2012-1048-WR-E	BRAZORIA	4/21/2013	\$7,411	\$1,482	\$2,965	\$2,964
WATEI	46066	Ringo Drilling I, L.P	2013-0176-WR-E	TAYLOR	5/2/2013	\$350	\$0	\$350	\$0
WATEI	46112	Valley Boring Service, L.L.C.	2013-0227-WR-E	ZAPATA	5/2/2013	\$350	\$0	\$350	\$0
WATEI	44562	Holiday Hills Country Club, Inc.	2012-1459-WR-E	PALO PINTO	5/11/2013	\$750	\$150	\$600	\$0
WATEI	45687	City of Gainesville	2013-0045-WR-E	COOKE	5/11/2013	\$2,250	\$450	\$1,800	\$0
WATEI	45688	BRIDGEPORT COUNTRY CLUB, INC.	2013-0044-WR-E	WISE	6/8/2013	\$1,500	\$300	\$1,200	\$0
Subtotal for WATERIGHT : 25						\$85,019	\$16,262	\$24,393	\$44,364
WATU	44187	J & K Group, Incorporated	2012-1026-UTL-E	FORT BEND	5/23/2013	\$1,935	\$0	\$1,935	\$0
Subtotal for WATUTIL : 1						\$1,935	\$0	\$1,935	\$0
WQ	38893	City of Hawk Cove	2009-2074-MWD-E	HUNT	9/2/2012	\$9,225	\$0	\$9,225	\$0
WQ	42571	OMAR SALINAS	2011-1724-OSS-E	DUVAL	9/6/2012	\$787	\$0	\$787	\$0
WQ	42312	KRIESE, SHAWN	2011-1507-SLG-E	BASTROP	9/6/2012	\$7,500	\$0	\$7,500	\$0
WQ	44121	RHONE BUILDING CORP	2012-0958-WQ-E	WICHITA	9/16/2012	\$875	\$0	\$875	\$0
WQ	43396	Shady Hollow Municipal Utility District	2012-0203-EAQ-E	TRAVIS	9/16/2012	\$5,650	\$1,130	\$4,520	\$0
WQ	41629	ROGERS, GORDON DEAN	2011-0786-MWD-E	ANGELINA	9/16/2012	\$46,274	\$0	\$46,274	\$0
WQ	37801	Terbo Construction, L. P.	2009-0927-WQ-E	WALLER	9/16/2012	\$700	\$0	\$700	\$0
WQ	43815	FOURTH QUARTER PROPERTIES 140, LLC	2012-0638-EAQ-E	BEXAR	9/16/2012	\$1,875	\$375	\$1,500	\$0
WQ	44226	Rio Concho, Inc.	2012-1071-WQ-E	TOM GREEN	9/16/2012	\$875	\$0	\$875	\$0
WQ	41484	City of Celeste	2011-0583-MWD-E	HUNT	9/29/2012	\$47,040	\$0	\$47,040	\$0
WQ	43229	Matagorda Waste Disposal & Water Supply Corporation	2012-0034-MWD-E	MATAGORDA	9/29/2012	\$26,975	\$5,395	\$21,580	\$0
WQ	42941	City of Leander	2011-2089-MWD-E	WILLIAMSON	9/29/2012	\$33,000	\$0	\$0	\$33,000
WQ	43008	Granite Stonebridge Health Center LLC	2011-2158-MWD-E	TRAVIS	9/29/2012	\$13,621	\$2,724	\$10,897	\$0
WQ	42723	City of Rosebud	2011-1884-MWD-E	FALLS	9/29/2012	\$34,050	\$34,050	\$0	\$0
WQ	41985	City Of Edgewood	2011-1097-MWD-E	VAN ZANDT	9/29/2012	\$6,712	\$6,712	\$0	\$0
WQ	43502	Brazoria County Municipal Utility District 21	2012-0317-MWD-E	BRAZORIA	9/29/2012	\$17,290	\$0	\$17,290	\$0
WQ	43866	City of Groesbeck	2012-0688-MWD-E	LIMESTONE	9/30/2012	\$4,430	\$885	\$3,545	\$0
WQ	44375	LARRY RAMBO TRUCKING	2012-1247-WQ-E	TARRANT	9/30/2012	\$875	\$0	\$875	\$0
WQ	43606	Johnson Resources, Inc.	2012-0509-IHW-E	NUECES	9/30/2012	\$1,886	\$377	\$1,509	\$0
WQ	44399	North Texas Maverick Builders LP	2012-1260-WQ-E	PARKER	9/30/2012	\$875	\$0	\$875	\$0
WQ	44373	John Merritt Homes, Inc.	2012-1252-WQ-E	KENDALL	9/30/2012	\$875	\$0	\$875	\$0
WQ	43694	Johnson County Redi-Mix, Ltd.	2012-0502-WQ-E	JOHNSON	9/30/2012	\$950	\$190	\$760	\$0
WQ	43990	BAZE CHEMICAL, INC	2012-0837-IWD-E	LIBERTY	9/30/2012	\$1,590	\$318	\$1,272	\$0
WQ	44376	Turner Industries Group, L.L.C.	2012-1246-WQ-E	NUECES	9/30/2012	\$875	\$0	\$875	\$0
WQ	44374	City of Granbury	2012-1251-WQ-E	HOOD	9/30/2012	\$875	\$0	\$875	\$0
WQ	43938	Golden Spread Redi-Mix, Inc.	2012-0773-IWD-E	POTTER	10/13/2012	\$3,800	\$760	\$3,040	\$0
WQ	43905	Hamshire-Fannett Independent School District	2012-0730-MWD-E	JEFFERSON	10/13/2012	\$4,925	\$985	\$3,940	\$0

Singles Programs

Appendix 1: List of Administrative Orders Issued FY 2013

Date Range Selected : 09/01/2012 - 08/31/2013

PGM	Case No.	Respondent Name	Docket#	County	Order Date	Penalty Assessed	Penalty Deferred	Payable Amount	SEP Offset
WQ	43721	City of Bellevue	2012-0543-MWD-E	CLAY	10/13/2012	\$2,160	\$432	\$1,728	\$0
WQ	43917	Upper Jasper County Water Authority	2012-0741-MWD-E	JASPER	10/13/2012	\$720	\$144	\$576	\$0
WQ	40873	LINH-SON BUDDHIST ASSOCIATION OF AUSTIN, TEXAS	2010-2034-EAQ-E	TRAVIS	10/13/2012	\$5,250	\$1,050	\$4,200	\$0
WQ	43857	Lone Star Growers, L.P.	2012-0682-IWD-E	MCLENNAN	10/13/2012	\$1,350	\$270	\$1,080	\$0
WQ	43752	Quality Product Finishing, Inc.	2012-0576-IWD-E	HARRIS	10/13/2012	\$1,926	\$385	\$1,541	\$0
WQ	43763	Pilgrim's Pride Corporation	2012-0587-IWD-E	NACOGDOCHES	10/13/2012	\$7,280	\$1,456	\$5,824	\$0
WQ	42203	Campbell Concrete & Materials LLC	2011-1346-IWD-E	GALVESTON	10/13/2012	\$3,000	\$600	\$2,400	\$0
WQ	43995	Smart Materials, Inc.	2012-0823-WQ-E	LIBERTY	10/13/2012	\$3,750	\$750	\$3,000	\$0
WQ	44164	Trinity Bay Conservation District	2012-1019-MWD-E	CHAMBERS	10/13/2012	\$5,300	\$1,060	\$4,240	\$0
WQ	43758	Port of Houston Authority	2012-0574-MWD-E	HARRIS	10/13/2012	\$5,075	\$1,015	\$0	\$4,060
WQ	40891	Andrade, Baldemar Cienfuegos	2010-2058-IHW-E	WEBB	10/19/2012	\$21,000	\$0	\$21,000	\$0
WQ	44498	Craigs Dirt Service LLC	2012-1350-WQ-E	SMITH	10/26/2012	\$875	\$0	\$875	\$0
WQ	43679	Dia-Den Ltd.	2012-0516-MWD-E	HARRIS	10/26/2012	\$2,124	\$424	\$1,700	\$0
WQ	44619	HOGG, KEVIN S	2012-1501-WQ-E	MCLENNAN	10/26/2012	\$875	\$0	\$875	\$0
WQ	44479	Landmark Industries, Ltd.	2012-1337-WQ-E	FORT BEND	10/26/2012	\$875	\$0	\$875	\$0
WQ	44625	Tyler Pounds Regional Airport	2012-1488-WQ-E	SMITH	10/26/2012	\$875	\$0	\$875	\$0
WQ	44624	City of College Station	2012-1489-WQ-E	BRAZOS	10/26/2012	\$875	\$0	\$875	\$0
WQ	44205	City of Center	2012-1055-MWD-E	SHELBY	10/26/2012	\$7,110	\$1,422	\$5,688	\$0
WQ	43707	Iowa Park Ready-Mix, Inc.	2012-0526-IWD-E	WICHITA	10/26/2012	\$2,730	\$546	\$2,184	\$0
WQ	43236	City of Huntsville	2012-0202-MWD-E	WALKER	10/26/2012	\$2,600	\$520	\$2,080	\$0
WQ	44472	Katy Independent School District	2012-1328-WQ-E	FORT BEND	10/26/2012	\$875	\$0	\$875	\$0
WQ	41742	City of Florence	2011-0854-MWD-E	WILLIAMSON	10/27/2012	\$13,107	\$2,621	\$10,486	\$0
WQ	44113	Grand Ranch Treatment Company	2012-0956-MWD-E	JOHNSON	10/27/2012	\$8,155	\$1,631	\$6,524	\$0
WQ	43942	New Braunfels Utilities	2012-0771-MWD-E	COMAL	10/27/2012	\$7,750	\$1,550	\$6,200	\$0
WQ	40621	City of Bailey	2010-1826-MWD-E	FANNIN	10/27/2012	\$73,650	\$73,650	\$0	\$0
WQ	43785	Diamond S Cattle Company	2012-0672-IWD-E	PALO PINTO	10/27/2012	\$13,250	\$2,650	\$10,600	\$0
WQ	33235	NGUYEN, CHUNG	2011-2082-MWD-E	BELL	10/27/2012	\$58,750	\$0	\$58,750	\$0
WQ	37396	City of Overton	2009-0452-MWD-E	RUSK	10/27/2012	\$42,642	\$0	\$42,642	\$0
WQ	43987	Trinity Rural Water Supply Corporation	2012-0878-MWD-E	TRINITY	10/27/2012	\$7,612	\$1,522	\$6,090	\$0
WQ	42042	West Yukon Estates LLC	2011-1255-MWD-E	HARRIS	10/27/2012	\$19,513	\$18,313	\$1,200	\$0
WQ	42546	Robinson, James Wayne	2011-1678-MWD-E	HARRIS	10/27/2012	\$12,210	\$0	\$12,210	\$0
WQ	43760	City of Ranger	2012-0573-MWD-E	EASTLAND	10/27/2012	\$9,970	\$1,994	\$7,976	\$0
WQ	43750	City of Commerce	2012-0566-MWD-E	HUNT	10/27/2012	\$12,225	\$0	\$0	\$12,225
WQ	43340	City of Fort Worth	2012-0151-MWD-E	TARRANT	10/27/2012	\$15,625	\$0	\$0	\$15,625
WQ	43457	Lower Colorado River Authority	2012-0291-MWD-E	BASTROP	10/27/2012	\$6,413	\$0	\$6,413	\$0
WQ	41483	City of Atlanta	2011-0582-MWD-E	CASS	10/27/2012	\$12,350	\$12,350	\$0	\$0
WQ	43621	City of Springtown	2012-0449-MWD-E	PARKER	10/27/2012	\$30,350	\$0	\$0	\$30,350
WQ	42832	Hill Country Harbor, L.P.	2011-1970-MWD-E	PALO PINTO	10/27/2012	\$22,800	\$0	\$22,800	\$0

Singles Programs

Appendix 1: List of Administrative Orders Issued FY 2013

Date Range Selected : 09/01/2012 - 08/31/2013

PGM	Case No.	Respondent Name	Docket#	County	Order Date	Penalty Assessed	Penalty Deferred	Payable Amount	SEP Offset
WQ	42068	City of Malone	2011-1189-MWD-E	HILL	10/27/2012	\$23,144	\$23,144	\$0	\$0
WQ	40901	City of Detroit	2010-2069-MWD-E	RED RIVER	11/11/2012	\$2,560	\$512	\$2,048	\$0
WQ	44690	City of Nash	2012-1565-WQ-E	BOWIE	11/11/2012	\$875	\$0	\$875	\$0
WQ	43646	City of Mertens	2012-0452-MWD-E	HILL	11/11/2012	\$1,800	\$0	\$1,800	\$0
WQ	44687	Commercial Metals Company	2012-1568-WQ-E	NUECES	11/11/2012	\$875	\$0	\$875	\$0
WQ	44029	City of Grand Saline	2012-0867-MWD-E	VAN ZANDT	11/11/2012	\$2,700	\$0	\$2,700	\$0
WQ	44654	MATHEWS, STEPHEN W RS	2012-1540-OSI-E	HARRISON	11/11/2012	\$175	\$0	\$175	\$0
WQ	43887	City of Kilgore	2012-0709-MWD-E	GREGG	11/11/2012	\$4,975	\$995	\$3,980	\$0
WQ	44302	Orange County Water Control and Improvement District No. 1	2012-1151-MWD-E	ORANGE	11/11/2012	\$4,725	\$945	\$3,780	\$0
WQ	44691	CJB Construction, Inc.	2012-1564-WQ-E	HOOD	11/11/2012	\$875	\$0	\$875	\$0
WQ	43902	Union Water Supply Corporation	2012-0731-MWD-E	STARR	11/11/2012	\$2,582	\$516	\$2,066	\$0
WQ	44618	City of College Station	2012-1532-WQ-E	BRAZOS	11/11/2012	\$875	\$0	\$875	\$0
WQ	39073	Hanson Pipe & Precast LLC	2012-0868-IWD-E	DALLAS	11/11/2012	\$4,525	\$905	\$3,620	\$0
WQ	44688	Smith Tank & Equipment Company	2012-1567-WQ-E	SMITH	11/11/2012	\$875	\$0	\$875	\$0
WQ	44689	W & W Fiberglass Tank Company	2012-1566-WQ-E	GRAY	11/11/2012	\$875	\$0	\$875	\$0
WQ	43989	West Road Water Supply Corporation *	2012-0820-IWD-E	HARRIS	11/11/2012	\$1,891	\$377	\$1,514	\$0
WQ	43908	Gulf West Landfill TX, LP	2012-0732-IWD-E	CHAMBERS	11/11/2012	\$2,135	\$427	\$854	\$854
WQ	43245	E. I. du Pont de Nemours and Company	2012-0050-IWD-E	HARRIS	11/11/2012	\$91,125	\$18,225	\$36,450	\$36,450
WQ	43856	West Harris County Municipal Utility District 7	2012-0680-MWD-E	HARRIS	11/11/2012	\$14,062	\$0	\$14,062	\$0
WQ	36741	Avalon Water Supply And Sewer Service Corporation	2011-1488-MWD-E	ELLIS	11/11/2012	\$66,275	\$66,275	\$0	\$0
WQ	44236	City of Pineland	2012-1083-MWD-E	SABINE	11/11/2012	\$5,915	\$1,183	\$4,732	\$0
WQ	44686	City of Beeville	2012-1569-WQ-E	BEE	11/11/2012	\$875	\$0	\$875	\$0
WQ	43053	MCJUNKIN RED MAN CORPORATION	2011-2206-MWD-E	HARRIS	11/12/2012	\$714	\$0	\$714	\$0
WQ	43235	Woodside Tuscan Oaks, LLC *	2012-0157-EAQ-E	BEXAR	11/12/2012	\$3,750	\$0	\$3,750	\$0
WQ	42547	GRZANN, JAMES	2011-1669-WQ-E	TARRANT	11/16/2012	\$2,100	\$0	\$2,100	\$0
WQ	44314	Trinity SO GP, LLC	2012-1166-MWD-E	HARRIS	11/22/2012	\$1,776	\$355	\$1,421	\$0
WQ	43931	Murvaul Wsc	2012-0758-IWD-E	PANOLA	11/22/2012	\$6,950	\$1,390	\$5,560	\$0
WQ	44495	Angelina Water Supply Corporation	2012-1392-MWD-E	ANGELINA	11/22/2012	\$1,060	\$212	\$848	\$0
WQ	44000	Waste Management of Texas, Inc.	2012-0879-IWD-E	GALVESTON	11/22/2012	\$1,040	\$208	\$832	\$0
WQ	44764	City of Copperas Cove	2012-1639-WQ-E	CORYELL	11/22/2012	\$875	\$0	\$875	\$0
WQ	44770	City of Copperas Cove	2012-1638-WQ-E	CORYELL	11/22/2012	\$875	\$0	\$875	\$0
WQ	44763	City of Copperas Cove	2012-1651-WQ-E	CORYELL	11/22/2012	\$875	\$0	\$875	\$0
WQ	44315	Military Highway Water Supply Corporation	2012-1165-MWD-E	CAMERON	11/22/2012	\$2,375	\$475	\$1,900	\$0
WQ	44819	BUTLER CECIL	2012-1716-WOC-E	UPTON	11/22/2012	\$175	\$0	\$175	\$0
WQ	43907	City of George West	2012-0783-MWD-E	LIVE OAK	11/22/2012	\$2,360	\$472	\$1,888	\$0
WQ	43339	City of Coolidge	2012-0152-MWD-E	LIMESTONE	11/30/2012	\$19,146	\$3,829	\$15,317	\$0
WQ	43514	MAGNOLIA SHELL TRUCK STOP, INC.	2012-0330-IWD-E	HARRIS	11/30/2012	\$54,600	\$0	\$54,600	\$0

Singles Programs

Appendix 1: List of Administrative Orders Issued FY 2013

Date Range Selected : 09/01/2012 - 08/31/2013

PGM	Case No.	Respondent Name	Docket#	County	Order Date	Penalty Assessed	Penalty Deferred	Payable Amount	SEP Offset
WQ	43464	City of Marlin	2012-0270-SLG-E	FALLS	11/30/2012	\$9,000	\$1,800	\$0	\$7,200
WQ	43854	City of Lefors	2012-0679-MWD-E	GRAY	11/30/2012	\$8,980	\$1,796	\$7,184	\$0
WQ	42458	United States Army Corps of Engineers	2011-1599-MWD-E	WILLIAMSON	11/30/2012	\$52,830	\$10,566	\$42,264	\$0
WQ	43670	Aqua Utilities, Inc.	2012-0480-MWD-E	HARRIS	11/30/2012	\$30,482	\$0	\$30,482	\$0
WQ	43228	City of Kennard	2012-0026-MWD-E	HOUSTON	11/30/2012	\$54,502	\$0	\$0	\$54,502
WQ	41886	City of Burleson	2011-1002-WQ-E	JOHNSON	11/30/2012	\$12,250	\$0	\$12,250	\$0
WQ	43651	Ngo, Andy	2012-0457-WQ-E	NACOGDOCHES	11/30/2012	\$5,250	\$0	\$5,250	\$0
WQ	7761	SOUTHEAST WATER RECLAMATION PLANT	2012-1903-MWD-E	LUBBOCK	11/30/2012	\$0	\$0	\$0	\$0
WQ	42964	Fruitvale Independent School District	2011-2117-MWD-E	VAN ZANDT	11/30/2012	\$7,560	\$1,512	\$6,048	\$0
WQ	40452	J&S Water Company, L. L. C.	2010-1581-MWD-E	CHAMBERS	11/30/2012	\$39,325	\$0	\$39,325	\$0
WQ	41819	City of Van Alstyne	2011-0940-MWD-E	GRAYSON	12/15/2012	\$30,845	\$0	\$0	\$30,845
WQ	43953	City of Dripping Springs	2012-0801-MWD-E	HAYS	12/15/2012	\$14,438	\$2,887	\$11,551	\$0
WQ	41409	City of Huntington	2011-0504-MWD-E	ANGELINA	12/15/2012	\$38,925	\$38,925	\$0	\$0
WQ	43909	Aus-Tex Parts & Services, Ltd.	2012-0729-MWD-E	HAYS	12/15/2012	\$13,750	\$2,750	\$11,000	\$0
WQ	43004	City of Arlington	2011-2258-WQ-E	TARRANT	12/15/2012	\$11,250	\$0	\$0	\$11,250
WQ	43005	CANTU, HERLINDA G	2011-2202-EAQ-E	BEXAR	12/15/2012	\$8,100	\$1,620	\$6,480	\$0
WQ	44042	Victoria County Water Control and Improvement District No. 2	2012-0913-MWD-E	VICTORIA	12/15/2012	\$18,360	\$3,672	\$14,688	\$0
WQ	43861	MHC TT, Inc.	2012-0742-MWD-E	HILL	12/15/2012	\$7,525	\$1,505	\$6,020	\$0
WQ	44222	Cypress Hill Mud 1	2012-1103-MWD-E	HARRIS	12/16/2012	\$2,745	\$549	\$2,196	\$0
WQ	44445	Powell, Jackie Diane	2012-1384-IWD-E	HARRIS	12/16/2012	\$3,725	\$745	\$2,980	\$0
WQ	44285	Chambers Control & Improvement District 1	2012-1181-MWD-E	CHAMBERS	12/16/2012	\$6,300	\$1,260	\$5,040	\$0
WQ	44327	El Paso County Water Control Improvement District 4	2012-1299-MWD-E	EL PASO	12/16/2012	\$6,825	\$1,365	\$5,460	\$0
WQ	44785	City of Alice	2012-1664-WQ-E	JIM WELLS	12/16/2012	\$875	\$0	\$875	\$0
WQ	43972	City of Paducah	2012-0806-WQ-E	COTTLE	12/16/2012	\$1,337	\$267	\$1,070	\$0
WQ	43641	GARCIA, ERASMO	2012-0450-OSS-E	MCCULLOCH	12/20/2012	\$3,900	\$0	\$3,900	\$0
WQ	42194	Indian Petro Corp.	2011-1344-MWD-E	SAN JACINTO	12/20/2012	\$16,830	\$0	\$16,830	\$0
WQ	44195	City of Collinsville	2012-1044-MWD-E	GRAYSON	1/12/2013	\$3,310	\$662	\$2,648	\$0
WQ	44946	Panhandle Northern Railroad, L.L.C.	2012-1827-WQ-E	HUTCHINSON	1/12/2013	\$875	\$0	\$875	\$0
WQ	44994	Ash Grove Texas, L.P.	2012-1872-WQ-E	DENTON	1/12/2013	\$875	\$0	\$875	\$0
WQ	44369	Texas H2O, Inc.	2012-1229-MWD-E	HOOD	1/12/2013	\$5,000	\$1,000	\$4,000	\$0
WQ	44458	Luminant Big Brown Mining Company LLC *	2012-1321-IWD-E	FREESTONE	1/12/2013	\$5,558	\$1,111	\$4,447	\$0
WQ	44905	PHILLIPS SPECIALTY PRODUCTS INC.	2012-1802-WQ-E	BRAZOS	1/12/2013	\$875	\$0	\$875	\$0
WQ	44267	Calpine Hidalgo Energy Center, L.P. *	2012-1126-IWD-E	HIDALGO	1/12/2013	\$4,515	\$903	\$0	\$3,612
WQ	44995	Allgood Construction Company, Incorporated	2012-1871-WQ-E	BRAZORIA	1/12/2013	\$875	\$0	\$875	\$0
WQ	44908	City Of Rusk	2012-1801-WQ-E	CHEROKEE	1/12/2013	\$875	\$0	\$875	\$0
WQ	44391	Richards ISD	2012-1257-MWD-E	GRIMES	1/12/2013	\$2,237	\$447	\$1,790	\$0
WQ	44943	P & H Mining Equipment Inc.	2012-1821-WQ-E	GREGG	1/12/2013	\$875	\$0	\$875	\$0

Singles Programs

Appendix 1: List of Administrative Orders Issued FY 2013

Date Range Selected : 09/01/2012 - 08/31/2013

PGM	Case No.	Respondent Name	Docket#	County	Order Date	Penalty Assessed	Penalty Deferred	Payable Amount	SEP Offset
WQ	41545	Rhimco Industries, Inc.	2011-0637-WQ-E	TARRANT	2/1/2013	\$1,020	\$0	\$1,020	\$0
WQ	44401	REYES, OSCAR S	2012-1265-OSI-E	FRIO	2/3/2013	\$500	\$100	\$400	\$0
WQ	44167	Jimmie Hahn Partnership, Ltd.	2012-1021-IWD-E	WASHINGTON	2/3/2013	\$3,750	\$750	\$3,000	\$0
WQ	44462	City of Troup	2012-1315-MWD-E	CHEROKEE	2/3/2013	\$5,425	\$1,085	\$4,340	\$0
WQ	43645	Country Club Retirement Community, L.P.	2012-0448-MWD-E	HILL	2/3/2013	\$7,060	\$1,412	\$5,648	\$0
WQ	44250	Greif Packaging LLC	2012-1099-IWD-E	HARRIS	2/3/2013	\$800	\$160	\$640	\$0
WQ	44406	Woodland Oaks Utility Company, Inc.	2012-1283-MWD-E	MONTGOMERY	2/3/2013	\$1,775	\$355	\$1,420	\$0
WQ	43991	PDK Liquid Stone Partners, L.P.	2012-0836-IWD-E	ELLIS	2/3/2013	\$2,300	\$460	\$1,840	\$0
WQ	44434	Knife River Corporation - South	2012-1292-IWD-E	JEFFERSON	2/3/2013	\$4,800	\$960	\$3,840	\$0
WQ	43860	Batesville WSC	2012-0743-MWD-E	ZAVALA	2/3/2013	\$2,550	\$510	\$2,040	\$0
WQ	44286	Oxid L.P.	2012-1136-IWD-E	HARRIS	2/3/2013	\$2,500	\$500	\$2,000	\$0
WQ	44428	City of Electra	2012-1285-MWD-E	WICHITA	2/3/2013	\$4,850	\$970	\$0	\$3,880
WQ	44045	American Concrete & Gunite, LP	2012-0890-IWD-E	PARKER	2/3/2013	\$3,400	\$680	\$2,720	\$0
WQ	44630	Dale Lowden Excavating, Inc.	2012-1531-WQ-E	HAYS	2/3/2013	\$1,876	\$375	\$1,501	\$0
WQ	42232	City of Hubbard	2011-1381-MWD-E	HILL	2/10/2013	\$52,708	\$10,541	\$0	\$42,167
WQ	43148	City of Gruver	2011-2342-MWD-E	HANSFORD	2/10/2013	\$11,965	\$0	\$11,965	\$0
WQ	44072	City of Mineral Wells	2012-0921-MLM-E	PALO PINTO	2/10/2013	\$21,563	\$0	\$21,563	\$0
WQ	44323	City of Shenandoah	2012-1213-MWD-E	MONTGOMERY	2/10/2013	\$16,900	\$3,380	\$13,520	\$0
WQ	42095	Montgomery County Municipal District 89	2011-1214-MWD-E	MONTGOMERY	2/10/2013	\$17,500	\$0	\$17,500	\$0
WQ	43172	City of Mullin	2011-2330-MWD-E	MILLS	2/10/2013	\$11,500	\$2,300	\$0	\$9,200
WQ	45163	PPG ARCHITECTURAL COATINGS LLC	2012-2031-WQ-E	BELL	2/23/2013	\$875	\$0	\$875	\$0
WQ	44381	Waller County Road Improvement District 1	2012-1255-MWD-E	WALLER	2/23/2013	\$2,500	\$500	\$2,000	\$0
WQ	44589	City of San Augustine	2012-1458-MWD-E	SAN AUGUSTINE	2/23/2013	\$4,034	\$806	\$3,228	\$0
WQ	45285	Woodside Homes of South Texas, LLC	2012-2139-WQ-E	BEXAR	2/23/2013	\$875	\$0	\$875	\$0
WQ	45051	City of Stephenville	2012-1925-WQ-E	ERATH	2/23/2013	\$875	\$0	\$875	\$0
WQ	44252	Ohmstede Ltd.	2012-1104-IWD-E	HARRIS	2/23/2013	\$4,170	\$834	\$3,336	\$0
WQ	44756	City of Nocona	2012-1627-MWD-E	MONTAGUE	2/23/2013	\$3,352	\$670	\$2,682	\$0
WQ	45164	KHBM Partners II, Ltd.	2012-2038-WQ-E	HARRIS	2/23/2013	\$875	\$0	\$875	\$0
WQ	44439	The Middlesteadt Shopping Center, LP	2012-1301-MWD-E	HARRIS	2/23/2013	\$3,725	\$745	\$2,980	\$0
WQ	44615	City of Pflugerville	2012-1486-MWD-E	TRAVIS	2/23/2013	\$2,375	\$475	\$1,900	\$0
WQ	45168	KIRBY, RICKY W I	2012-2035-OSI-E	GRAYSON	2/23/2013	\$175	\$0	\$175	\$0
WQ	44519	CITY OF HENRIETTA	2012-1390-MWD-E	CLAY	2/23/2013	\$4,185	\$837	\$3,348	\$0
WQ	45234	City of Gonzales	2012-2087-WQ-E	GONZALES	2/23/2013	\$875	\$0	\$875	\$0
WQ	44505	Sportsman's World Municipal Utility District	2012-1360-IWD-E	PALO PINTO	2/23/2013	\$1,362	\$272	\$1,090	\$0
WQ	43779	AWODEIN, CHRISTINA NDIDI-AMAKA	2012-0611-MWD-E	HARRIS	2/24/2013	\$16,800	\$3,360	\$13,440	\$0
WQ	44154	Wyman-Gordon Forgings, LP	2012-1056-IWD-E	HARRIS	2/24/2013	\$22,687	\$4,537	\$18,150	\$0
WQ	42442	City of Hawk Cove	2011-1708-MWD-E	HUNT	2/24/2013	\$35,790	\$35,790	\$0	\$0
WQ	42506	City of Celina	2011-1643-MWD-E	COLLIN	2/24/2013	\$26,030	\$0	\$0	\$26,030

Singles Programs

Appendix 1: List of Administrative Orders Issued FY 2013

Date Range Selected : 09/01/2012 - 08/31/2013

PGM	Case No.	Respondent Name	Docket#	County	Order Date	Penalty Assessed	Penalty Deferred	Payable Amount	SEP Offset
WQ	42234	City Of Lockney	2011-1387-MWD-E	FLOYD	2/24/2013	\$20,475	\$4,095	\$0	\$16,380
WQ	40130	Tawakoni Waste Water Corporation	2010-1255-MWD-E	HUNT	2/24/2013	\$22,935	\$0	\$22,935	\$0
WQ	43877	City of Brazoria	2012-0703-MWD-E	BRAZORIA	2/24/2013	\$9,920	\$1,984	\$0	\$7,936
WQ	42970	Monarch Utilities I L.P.	2011-2189-MWD-E	MONTGOMERY	2/24/2013	\$29,800	\$5,960	\$23,840	\$0
WQ	44137	central state shingle recycling LLC	2012-0976-WQ-E	DENTON	3/2/2013	\$5,350	\$0	\$5,350	\$0
WQ	45062	Monarch Utilities I L.P.	2012-1941-MWD-E	MONTGOMERY	3/3/2013	\$4,012	\$802	\$3,210	\$0
WQ	44408	NANCY N. RABB PROPERTIES, LTD.	2012-1272-EAQ-E	WILLIAMSON	3/3/2013	\$3,000	\$600	\$1,200	\$1,200
WQ	44811	Camp Longhorn Capital, Inc.	2012-1710-MWD-E	BURNET	3/3/2013	\$4,470	\$894	\$3,576	\$0
WQ	44528	City of Dodd City	2012-1383-MWD-E	FANNIN	3/3/2013	\$3,000	\$600	\$2,400	\$0
WQ	44567	Harris County Municipal Utility District 480	2012-1425-MWD-E	HARRIS	3/3/2013	\$5,250	\$1,050	\$4,200	\$0
WQ	45155	Mclennan County WCID 2	2012-2023-MWD-E	MCLENNAN	3/3/2013	\$1,125	\$225	\$900	\$0
WQ	44820	Webber, LLC	2012-1712-IWD-E	ELLIS	3/3/2013	\$1,250	\$250	\$1,000	\$0
WQ	44371	Jim Hogg County Wcid 2	2012-1233-MWD-E	JIM HOGG	3/9/2013	\$7,790	\$1,558	\$6,232	\$0
WQ	44755	Orange County Water Control and Improvement District No. 1	2012-1632-MWD-E	ORANGE	3/9/2013	\$9,858	\$0	\$9,858	\$0
WQ	44516	City of Hallsville	2012-1365-MWD-E	HARRISON	3/9/2013	\$2,462	\$0	\$2,462	\$0
WQ	43736	C & R WATER SUPPLY INC.	2012-0595-MWD-E	MONTGOMERY	3/9/2013	\$18,438	\$3,687	\$14,751	\$0
WQ	43812	City of Big Lake	2012-0634-MWD-E	REAGAN	3/9/2013	\$18,340	\$0	\$18,340	\$0
WQ	44331	Forest Glen Inc	2012-1224-MWD-E	WALKER	3/9/2013	\$10,500	\$2,100	\$8,400	\$0
WQ	44558	GULF MARINE FABRICATORS LP	2012-1415-MWD-E	SAN PATRICIO	3/9/2013	\$2,462	\$0	\$2,462	\$0
WQ	43462	City of Gunter	2012-0276-MWD-E	GRAYSON	3/9/2013	\$7,667	\$1,533	\$0	\$6,134
WQ	43160	City of Naples	2012-0048-MWD-E	MORRIS	3/9/2013	\$8,730	\$1,746	\$6,984	\$0
WQ	44025	Aqua Utilities, Inc.	2012-0858-MWD-E	HAYS	3/9/2013	\$21,089	\$0	\$21,089	\$0
WQ	45623	Ken Deitz Homes, Inc.	2012-2486-WQ-E	SMITH	3/21/2013	\$875	\$0	\$875	\$0
WQ	44910	Rolling Creek Utility District	2012-1792-MWD-E	HARRIS	3/21/2013	\$1,500	\$300	\$1,200	\$0
WQ	44353	GOFORTH, VICTOR	2012-1206-WQ-E	GILLESPIE	3/21/2013	\$2,750	\$550	\$2,200	\$0
WQ	44862	Eagle Construction and Environmental Services, LLC	2012-1751-WQ-E	BRAZORIA	3/21/2013	\$1,500	\$300	\$1,200	\$0
WQ	45490	TC Manufacturing Co., Inc.	2012-2345-WQ-E	GREGG	3/21/2013	\$875	\$0	\$875	\$0
WQ	45446	Black Canyon Construction Company	2012-2302-WQ-E	GALVESTON	3/21/2013	\$875	\$0	\$875	\$0
WQ	45821	NEUDORF, JOHN	2012-2673-WOC-E	LUBBOCK	3/21/2013	\$175	\$0	\$175	\$0
WQ	45624	Compass Development AND Construction Inc	2012-2485-WQ-E	ANGELINA	3/21/2013	\$875	\$0	\$875	\$0
WQ	43341	St. Andrew Lutheran Church	2012-0154-EAQ-E	BEXAR	3/21/2013	\$7,250	\$3,650	\$3,600	\$0
WQ	45515	City of Atlanta	2012-2368-WQ-E	CASS	3/21/2013	\$875	\$0	\$875	\$0
WQ	45447	WM Recycle America, L.L.C.	2012-2301-WQ-E	WILLIAMSON	3/21/2013	\$875	\$0	\$875	\$0
WQ	44768	City of Port Arthur	2012-1645-MWD-E	JEFFERSON	3/21/2013	\$5,000	\$1,000	\$4,000	\$0
WQ	26964	River Chase Subdivision II, Ltd.	2012-0733-EAQ-E	WILLIAMSON	3/29/2013	\$180,000	\$0	\$180,000	\$0
WQ	44194	Port of Houston Authority	2012-1042-MWD-E	HARRIS	4/7/2013	\$8,250	\$1,650	\$0	\$6,600
WQ	44714	McDonald's Corporation	2012-1598-MWD-E	HARRIS	4/7/2013	\$9,450	\$1,890	\$7,560	\$0

Singles Programs

Appendix 1: List of Administrative Orders Issued FY 2013

Date Range Selected : 09/01/2012 - 08/31/2013

PGM	Case No.	Respondent Name	Docket#	County	Order Date	Penalty Assessed	Penalty Deferred	Payable Amount	SEP Offset
WQ	44865	Raymond Fraga DBA Desert West Oil Recovery	2012-1741-WQ-E	EL PASO	4/7/2013	\$4,500	\$900	\$3,600	\$0
WQ	44415	City of Archer City	2012-1271-MWD-E	ARCHER	4/7/2013	\$8,280	\$1,656	\$6,624	\$0
WQ	44162	Dripping Springs Apartments, L.P.	2012-1020-MWD-E	HAYS	4/7/2013	\$7,646	\$1,529	\$6,117	\$0
WQ	44902	Texas Trucking Company Incorporated	2012-1808-EAQ-E	WILLIAMSON	4/7/2013	\$6,250	\$1,250	\$2,500	\$2,500
WQ	45328	Medina County Water Control & Improvement District No. 2	2012-2200-MWD-E	MEDINA	4/7/2013	\$1,500	\$300	\$1,200	\$0
WQ	43660	City of Shiner	2012-0466-MWD-E	LAVACA	4/7/2013	\$8,950	\$1,790	\$7,160	\$0
WQ	42467	Bell County Water Control & Improvement District 2	2011-1611-MWD-E	BELL	4/7/2013	\$210,365	\$210,365	\$0	\$0
WQ	44190	City of McGregor	2012-1036-MWD-E	MCLENNAN	4/7/2013	\$22,427	\$0	\$22,427	\$0
WQ	45091	City of Hitchcock	2012-1971-MWD-E	GALVESTON	4/7/2013	\$5,062	\$1,012	\$4,050	\$0
WQ	44676	San Antonio Water System	2012-1550-MWD-E	BEXAR	4/7/2013	\$39,375	\$0	\$0	\$39,375
WQ	45000	City of Pearland	2012-1877-MWD-E	BRAZORIA	4/7/2013	\$24,438	\$0	\$24,438	\$0
WQ	45126	Bay Bluff, L.P.	2012-2001-MWD-E	HARRIS	4/7/2013	\$3,563	\$712	\$2,851	\$0
WQ	44646	City of Shepherd	2012-1511-MWD-E	SAN JACINTO	4/7/2013	\$6,563	\$0	\$6,563	\$0
WQ	41332	City of Normangee	2011-0456-MWD-E	LEON	4/7/2013	\$46,826	\$0	\$46,826	\$0
WQ	43813	Lopez, Erasmo Jr.	2012-0696-WQ-E	STARR	4/7/2013	\$20,462	\$4,092	\$16,370	\$0
WQ	43327	City Of Cumby	2012-0264-MWD-E	HOPKINS	4/7/2013	\$14,800	\$0	\$14,800	\$0
WQ	45043	Texas Brine Company, L.L.C.	2012-1926-WQ-E	JEFFERSON	4/7/2013	\$9,750	\$0	\$9,750	\$0
WQ	43814	City of Stamford	2012-0700-MWD-E	JONES	4/7/2013	\$17,655	\$3,531	\$14,124	\$0
WQ	44749	City of Borger	2012-1633-MWD-E	HUTCHINSON	4/7/2013	\$16,600	\$3,320	\$13,280	\$0
WQ	44277	City of Huntsville	2012-1172-MWD-E	WALKER	4/7/2013	\$13,438	\$2,687	\$10,751	\$0
WQ	43698	Town of Lakewood Village	2012-0512-MWD-E	DENTON	4/7/2013	\$8,082	\$0	\$8,082	\$0
WQ	45144	Eddy Packing Co., Inc.	2012-2018-WQ-E	LAVACA	4/7/2013	\$17,387	\$3,477	\$13,910	\$0
WQ	44409	Geo Specialty Chemicals, Inc.	2012-1268-IWD-E	HARRIS	4/7/2013	\$10,725	\$2,145	\$4,290	\$4,290
WQ	44340	E. I. du Pont de Nemours and Company	2012-1198-IWD-E	ORANGE	4/7/2013	\$107,500	\$0	\$107,500	\$0
WQ	44911	City of Austin	2012-1791-MWD-E	TRAVIS	4/7/2013	\$10,001	\$0	\$0	\$10,001
WQ	44410	City of Lewisville	2012-1269-WQ-E	DENTON	4/7/2013	\$6,750	\$0	\$6,750	\$0
WQ	42595	North Texas Municipal Water District	2011-1738-MWD-E	*MULTIPLE	4/7/2013	\$46,937	\$0	\$0	\$46,937
WQ	43164	City of Asherton	2011-2329-MWD-E	DIMITT	4/7/2013	\$25,680	\$0	\$0	\$25,680
WQ	44729	EAST CEDAR CREEK FWSD	2012-1698-MWD-E	HENDERSON	4/7/2013	\$4,800	\$960	\$0	\$3,840
WQ	44876	Green Land Ventures, LTD.	2012-1755-WQ-E	BEXAR	4/7/2013	\$1,125	\$225	\$900	\$0
WQ	43085	Green Land Ventures, LTD.	2011-2249-EAQ-E	BEXAR	4/8/2013	\$5,250	\$0	\$5,250	\$0
WQ	44885	Texas Concrete Enterprise, L.L.C.	2012-1762-IWD-E	HARRIS	4/21/2013	\$1,562	\$312	\$1,250	\$0
WQ	45105	Woodgate Mobile Home Village, Inc.	2012-1979-MWD-E	HARRIS	4/21/2013	\$3,938	\$787	\$3,151	\$0
WQ	45085	Pettus Municipal Utility District	2012-2069-MWD-E	BEE	4/21/2013	\$1,220	\$244	\$976	\$0
WQ	44878	North East Independent School District	2012-1761-EAQ-E	BEXAR	4/21/2013	\$6,713	\$1,342	\$5,371	\$0
WQ	44996	Rankin Road West MUD	2012-1878-MWD-E	HARRIS	4/21/2013	\$2,500	\$500	\$2,000	\$0
WQ	45935	DMAC Construction & Development, Inc.	2013-0046-WQ-E	FORT BEND	4/21/2013	\$875	\$0	\$875	\$0
WQ	45150	City of Kenedy	2012-2072-IWD-E	KARNES	4/21/2013	\$1,000	\$200	\$800	\$0

Singles Programs

Appendix 1: List of Administrative Orders Issued FY 2013

Date Range Selected : 09/01/2012 - 08/31/2013

PGM	Case No.	Respondent Name	Docket#	County	Order Date	Penalty Assessed	Penalty Deferred	Payable Amount	SEP Offset
WQ	45101	Jarvis, Robert H.	2012-1996-MWD-E	HARRIS	4/21/2013	\$4,875	\$975	\$3,900	\$0
WQ	34844	West Houston Airport Corporation	2011-0667-MWD-E	HARRIS	4/24/2013	\$44,650	\$0	\$44,650	\$0
WQ	45044	North Mission Glen Municipal Utility District	2012-1924-MWD-E	FORT BEND	4/27/2013	\$41,249	\$8,249	\$33,000	\$0
WQ	41057	City of Gregory	2011-0152-MWD-E	SAN PATRICIO	4/27/2013	\$15,318	\$0	\$15,318	\$0
WQ	44802	OB-GYN AND ANAESTHESIA ASSOCIATES, P.A.	2012-1686-EAQ-E	BEXAR	4/27/2013	\$9,500	\$1,900	\$7,600	\$0
WQ	44046	Senna Hills Municipal Utility District *	2012-0889-MWD-E	TRAVIS	4/27/2013	\$11,986	\$2,397	\$9,589	\$0
WQ	44232	City of Whitney	2012-1084-MWD-E	HILL	4/27/2013	\$7,820	\$1,564	\$0	\$6,256
WQ	42122	Lamberti USA, Incorporated	2011-1264-IWD-E	WHARTON	4/27/2013	\$64,129	\$0	\$32,065	\$32,064
WQ	43973	City of Olney	2012-0808-MWD-E	YOUNG	4/27/2013	\$72,363	\$72,363	\$0	\$0
WQ	44192	City of Laredo	2012-1063-MWD-E	WEBB	4/27/2013	\$1,233	\$0	\$1,233	\$0
WQ	44759	City of Midway	2012-1634-MWD-E	MADISON	4/27/2013	\$10,540	\$2,108	\$8,432	\$0
WQ	44881	City of Miami	2012-1758-MWD-E	ROBERTS	4/27/2013	\$16,070	\$3,214	\$12,856	\$0
WQ	44416	City of Hereford	2012-1275-MWD-E	DEAF SMITH	4/27/2013	\$10,499	\$2,099	\$0	\$8,400
WQ	44638	D & K Development Corp.	2012-1519-MWD-E	TARRANT	4/27/2013	\$4,375	\$0	\$4,375	\$0
WQ	44023	City of Harlingen Waterworks System	2012-0893-MWD-E	CAMERON	4/27/2013	\$16,362	\$3,272	\$13,090	\$0
WQ	43525	Alon USA, LP	2012-0356-IWD-E	HOWARD	4/27/2013	\$17,830	\$3,566	\$14,264	\$0
WQ	42123	Bayou Development, LLC.	2011-1265-MWD-E	GALVESTON	4/27/2013	\$6,004	\$0	\$6,004	\$0
WQ	44352	City of Arlington	2012-1267-WQ-E	TARRANT	4/27/2013	\$7,125	\$0	\$7,125	\$0
WQ	43059	City of Blanket	2011-2220-MWD-E	BROWN	5/2/2013	\$7,257	\$0	\$0	\$7,257
WQ	44870	TRIPLE R BANDERA ENTERPRISES, LTD.	2012-1748-EAQ-E	BEXAR	5/2/2013	\$7,275	\$1,455	\$5,820	\$0
WQ	44196	Williamson County	2012-1045-EAQ-E	WILLIAMSON	5/2/2013	\$938	\$187	\$751	\$0
WQ	44999	FERNANDEZ, CARLOS	2012-1870-IWD-E	KLEBERG	5/2/2013	\$4,000	\$800	\$3,200	\$0
WQ	45281	Valley Municipal Utility District 2	2012-2176-MWD-E	CAMERON	5/2/2013	\$14,200	\$2,840	\$11,360	\$0
WQ	45260	City of Amherst	2012-2134-MWD-E	LAMB	5/2/2013	\$1,876	\$375	\$1,501	\$0
WQ	44478	Magellan Terminals Holdings, L.P.	2012-1333-IWD-E	NUECES	5/2/2013	\$7,409	\$1,481	\$5,928	\$0
WQ	44273	Texas Department of Transportation	2012-1177-MWD-E	NAVARRO	5/2/2013	\$13,500	\$0	\$0	\$13,500
WQ	42679	WORTHAM OAKS HOMEOWNERS ASSOCIATION, INC.	2011-1824-MLM-E	BEXAR	5/2/2013	\$2,750	\$550	\$2,200	\$0
WQ	45058	IVEY KIM	2012-1960-OSS-E	MCCULLOCH	5/2/2013	\$688	\$138	\$550	\$0
WQ	46067	ATKINSON CANDY COMPANY	2013-0177-WQ-E	ANGELINA	5/2/2013	\$875	\$0	\$875	\$0
WQ	44248	City of Alto	2012-1109-MWD-E	CHEROKEE	5/2/2013	\$7,500	\$1,500	\$0	\$6,000
WQ	44219	City of Bullard	2012-1062-MWD-E	CHEROKEE	5/2/2013	\$15,600	\$3,120	\$0	\$12,480
WQ	45596	Bridgestone Retail Operations, LLC	2012-2452-EAQ-E	WILLIAMSON	5/2/2013	\$1,564	\$312	\$626	\$626
WQ	44554	MOSES, WES	2012-1409-SLG-E	HARRIS	5/11/2013	\$6,375	\$1,275	\$5,100	\$0
WQ	46180	Toyo Ink America, LLC	2013-0278-WQ-E	BRAZOS	5/11/2013	\$875	\$0	\$875	\$0
WQ	44588	PIPHER, ERIC	2012-1451-EAQ-E	WILLIAMSON	5/11/2013	\$1,875	\$375	\$1,500	\$0
WQ	46000	Texas Industrial Box Maintenance, Inc	2013-0112-IWD-E	HARRIS	5/11/2013	\$1,625	\$325	\$1,300	\$0
WQ	44922	Wimberley Independent School District	2012-1794-EAQ-E	HAYS	5/11/2013	\$7,500	\$1,500	\$6,000	\$0
WQ	46174	Barnett Contracting, Inc.	2013-0279-WQ-E	MCLENNAN	5/11/2013	\$875	\$0	\$875	\$0

Singles Programs

Appendix 1: List of Administrative Orders Issued FY 2013

Date Range Selected : 09/01/2012 - 08/31/2013

PGM	Case No.	Respondent Name	Docket#	County	Order Date	Penalty Assessed	Penalty Deferred	Payable Amount	SEP Offset
WQ	45448	Parkway Municipal Utility District	2012-2333-WQ-E	HARRIS	5/11/2013	\$3,250	\$650	\$2,600	\$0
WQ	44492	City of Stockdale	2012-1357-MWD-E	WILSON	5/11/2013	\$7,012	\$1,402	\$0	\$5,610
WQ	45742	Postive Feed, Ltd.	2012-2604-IWD-E	AUSTIN	5/11/2013	\$800	\$160	\$640	\$0
WQ	45254	Jbtb Investments I Ltd	2012-2136-EAQ-E	WILLIAMSON	5/22/2013	\$7,875	\$0	\$7,875	\$0
WQ	44557	Medistar Victory SA Hospital, LP *	2012-1749-EAQ-E	BEXAR	6/1/2013	\$5,625	\$1,125	\$4,500	\$0
WQ	45394	Hydro Conduit of Texas, LP	2012-2316-IWD-E	HARRIS	6/1/2013	\$2,875	\$575	\$2,300	\$0
WQ	45858	Pilot Travel Centers LLC	2012-2708-WQ-E	TAYLOR	6/1/2013	\$1,000	\$200	\$800	\$0
WQ	44631	BOES, BARRY	2012-1542-EAQ-E	HAYS	6/1/2013	\$6,750	\$1,350	\$2,700	\$2,700
WQ	45543	Air Liquide Large Industries U.S. LP	2012-2413-IWD-E	HARRIS	6/1/2013	\$4,970	\$994	\$1,988	\$1,988
WQ	45525	Northtown Municipal Utility District	2012-2391-WQ-E	TRAVIS	6/3/2013	\$4,875	\$0	\$4,875	\$0
WQ	45280	Driftwood Equities, Ltd.	2012-2159-MWD-E	HAYS	6/3/2013	\$7,901	\$1,580	\$6,321	\$0
WQ	44442	Trophy Club Municipal Utility District 1	2012-1367-MWD-E	DENTON	6/3/2013	\$50,500	\$10,100	\$0	\$40,400
WQ	44512	City of Blanco	2012-1453-MWD-E	BLANCO	6/3/2013	\$36,063	\$7,212	\$28,851	\$0
WQ	45469	Bollinger Texas City, L.P.	2012-2328-IWD-E	GALVESTON	6/3/2013	\$4,200	\$0	\$4,200	\$0
WQ	45057	Texas Department of Criminal Justice	2012-1955-MWD-E	BRAZORIA	6/3/2013	\$11,550	\$0	\$0	\$11,550
WQ	44987	Houston Refining LP	2012-2037-IWD-E	HARRIS	6/3/2013	\$22,500	\$4,500	\$9,000	\$9,000
WQ	45200	Skidmore Water Supply Corporation	2012-2078-MWD-E	BEE	6/3/2013	\$6,375	\$0	\$6,375	\$0
WQ	45216	City of Weslaco	2012-2105-MWD-E	HIDALGO	6/3/2013	\$9,300	\$1,860	\$7,440	\$0
WQ	45256	Glenn Thurman, Inc.	2012-2127-WQ-E	TARRANT	6/3/2013	\$8,017	\$1,602	\$6,415	\$0
WQ	45099	City of Georgetown	2012-1972-MWD-E	WILLIAMSON	6/3/2013	\$15,000	\$3,000	\$0	\$12,000
WQ	44874	Huntsman International Fuels, LLC *	2012-1760-IWD-E	JEFFERSON	6/3/2013	\$36,800	\$7,360	\$14,720	\$14,720
WQ	44872	City of Chico	2012-1746-MWD-E	WISE	6/3/2013	\$33,300	\$0	\$33,300	\$0
WQ	44683	Sereno LLC	2012-1561-MWD-E	GRAYSON	6/3/2013	\$10,125	\$0	\$10,125	\$0
WQ	44751	City of Odessa	2012-1626-MWD-E	MIDLAND	6/3/2013	\$7,937	\$1,587	\$0	\$6,350
WQ	44036	City of Josephine	2012-0872-MWD-E	COLLIN	6/3/2013	\$48,770	\$0	\$48,770	\$0
WQ	45995	City of Daingerfield	2013-0194-MWD-E	MORRIS	6/8/2013	\$3,350	\$670	\$2,680	\$0
WQ	45304	LOPEZ JESUS	2012-2173-MLM-E	IRION	6/8/2013	\$713	\$142	\$571	\$0
WQ	45668	Oiltanking Houston, L.P.	2012-2548-IWD-E	HARRIS	6/8/2013	\$1,175	\$235	\$940	\$0
WQ	45632	City of Dickens	2012-2507-MWD-E	DICKENS	6/8/2013	\$1,312	\$262	\$1,050	\$0
WQ	46057	City of Cleveland	2013-0173-MWD-E	LIBERTY	6/8/2013	\$1,375	\$275	\$0	\$1,100
WQ	45892	United States Army Corps of Engineers	2013-0011-MWD-E	BOSQUE	6/8/2013	\$3,250	\$650	\$2,600	\$0
WQ	45840	Big Oaks Municipal Utility District	2012-2693-MWD-E	FORT BEND	6/8/2013	\$2,025	\$405	\$1,620	\$0
WQ	46336	BAYWAY HOMES, INCORPORATED	2013-0425-WQ-E	GALVESTON	6/8/2013	\$875	\$0	\$875	\$0
WQ	45004	City of Sabinal	2012-1891-MWD-E	UVALDE	6/13/2013	\$9,451	\$1,889	\$7,562	\$0
WQ	43886	City of Thornton	2012-0705-MWD-E	LIMESTONE	6/13/2013	\$72,012	\$0	\$0	\$72,012
WQ	45507	529 #35 LTD.	2012-2367-MWD-E	HARRIS	6/13/2013	\$8,750	\$1,750	\$7,000	\$0
WQ	44948	Kendall Speight, INC.	2012-1829-SLG-E	NUECES	6/13/2013	\$20,648	\$4,129	\$16,519	\$0
WQ	43274	City of Bishop	2012-0082-MWD-E	NUECES	6/13/2013	\$35,880	\$0	\$0	\$35,880

Singles Programs

Appendix 1: List of Administrative Orders Issued FY 2013

Date Range Selected : 09/01/2012 - 08/31/2013

PGM	Case No.	Respondent Name	Docket#	County	Order Date	Penalty Assessed	Penalty Deferred	Payable Amount	SEP Offset
WQ	45180	Atlas Woodworks, LLC	2012-2064-IWD-E	DENTON	6/23/2013	\$1,312	\$0	\$1,312	\$0
WQ	45098	McWane, Inc.	2012-2063-IWD-E	SMITH	6/27/2013	\$24,675	\$4,935	\$19,740	\$0
WQ	46519	City of Athens	2013-0613-WQ-E	HENDERSON	6/27/2013	\$875	\$0	\$875	\$0
WQ	46520	City of Athens	2013-0612-WQ-E	HENDERSON	6/27/2013	\$875	\$0	\$875	\$0
WQ	42921	Aqua Utilities, Inc.	2011-2070-MWD-E	ROCKWALL	6/27/2013	\$19,800	\$0	\$19,800	\$0
WQ	45568	Montgomery County Utility District 2	2012-2427-MWD-E	MONTGOMERY	6/27/2013	\$10,062	\$0	\$10,062	\$0
WQ	45979	B.C.A.H. Property Management, LLC *	2013-0103-EAQ-E	BEXAR	6/27/2013	\$2,925	\$585	\$2,340	\$0
WQ	43916	City of Cushing	2012-0658-MWD-E	NACOGDOCHES	6/27/2013	\$158,000	\$158,000	\$0	\$0
WQ	45587	City of Rogers	2012-2451-MWD-E	BELL	6/27/2013	\$13,188	\$2,637	\$0	\$10,551
WQ	45273	Northwest Harris County Municipal Utility District 36	2012-2161-MWD-E	HARRIS	6/27/2013	\$1,063	\$212	\$851	\$0
WQ	45874	City of Moulton	2012-2730-MWD-E	LAVACA	6/27/2013	\$12,325	\$2,465	\$0	\$9,860
WQ	44135	VA WESTFIELD PARTNERS, LLC	2012-0977-WQ-E	COLLIN	7/3/2013	\$5,000	\$0	\$5,000	\$0
WQ	44877	BORREGO, DUSTIN	2012-1756-SLG-E	MONTGOMERY	7/17/2013	\$11,359	\$0	\$11,359	\$0
WQ	44142	Manki LLC	2012-1001-MWD-E	POLK	7/17/2013	\$113,305	\$0	\$113,305	\$0
WQ	46168	REYNA, CANDELARIO	2013-0271-OSS-E	KINNEY	7/19/2013	\$1,620	\$324	\$1,296	\$0
WQ	46015	Quadvest, L.P.	2013-0193-MWD-E	MONTGOMERY	7/28/2013	\$2,250	\$450	\$1,800	\$0
WQ	46181	KENMARK HOMES, LP	2013-0277-WQ-E	PARKER	7/28/2013	\$2,750	\$550	\$2,200	\$0
WQ	46536	City of Maud	2013-0625-MWD-E	BOWIE	7/28/2013	\$1,687	\$337	\$1,350	\$0
WQ	46242	City of Richmond	2013-0366-MWD-E	FORT BEND	7/28/2013	\$4,001	\$800	\$3,201	\$0
WQ	45322	Hamshire-Fannett Independent School District	2012-2204-MWD-E	JEFFERSON	7/28/2013	\$4,300	\$860	\$3,440	\$0
WQ	45093	Teen Mania Ministries, Inc.	2012-1970-MWD-E	SMITH	7/28/2013	\$1,020	\$0	\$1,020	\$0
WQ	45941	MANCHACA FOOD, INC.	2013-0058-EAQ-E	HAYS	7/28/2013	\$1,875	\$375	\$1,500	\$0
WQ	46216	City of Hubbard	2013-0325-MWD-E	HILL	7/28/2013	\$3,750	\$750	\$3,000	\$0
WQ	44038	HSR Site Control, LLC	2012-0882-WQ-E	BEXAR	7/28/2013	\$1,250	\$0	\$1,250	\$0
WQ	44269	ConocoPhillips Company	2012-1125-IWD-E	BRAZORIA	8/3/2013	\$37,500	\$7,500	\$15,000	\$15,000
WQ	46011	Bolivar Utility Services, LLC	2013-0133-MWD-E	GALVESTON	8/3/2013	\$20,001	\$0	\$20,001	\$0
WQ	43786	Algonquin Water Resources Of America Inc *	2012-0629-MWD-E	SMITH	8/3/2013	\$60,000	\$0	\$30,000	\$30,000
WQ	45944	City of Houston	2013-0056-MWD-E	HARRIS	8/3/2013	\$27,189	\$0	\$0	\$27,189
WQ	44221	Minsa Corporation	2012-1153-IWD-E	BAILEY	8/3/2013	\$34,315	\$6,862	\$27,453	\$0
WQ	45999	City of Eagle Lake	2013-0118-MWD-E	COLORADO	8/3/2013	\$23,562	\$0	\$23,562	\$0
WQ	37835	City Of Follett	2011-0616-MWD-E	LIPSCOMB	8/3/2013	\$24,640	\$0	\$24,640	\$0
WQ	46040	McClendon Construction Co., Inc. *	2013-0151-WQ-E	JOHNSON	8/3/2013	\$4,875	\$0	\$4,875	\$0
WQ	38618	Circle Bar Truck Corral, Inc.	2013-0292-MWD-E	CROCKETT	8/3/2013	\$1,550	\$0	\$1,550	\$0
WQ	43937	Tuscany Heights Partners, Ltd.	2012-0774-EAQ-E	BEXAR	8/3/2013	\$9,225	\$1,845	\$7,380	\$0
WQ	46128	OLIVARES, LEONARD D	2013-0228-SLG-E	BEE	8/8/2013	\$4,750	\$950	\$3,800	\$0
WQ	45893	City of Liberty Hill	2013-0010-MWD-E	WILLIAMSON	8/8/2013	\$7,500	\$1,500	\$0	\$6,000
WQ	46791	City of Hillsboro	2013-0875-WQ-E	HILL	8/22/2013	\$875	\$0	\$875	\$0
WQ	46849	Vale Building Group LLC	2013-0940-WQ-E	BELL	8/22/2013	\$875	\$0	\$875	\$0

Singles Programs

Appendix 1: List of Administrative Orders Issued FY 2013

Date Range Selected : 09/01/2012 - 08/31/2013

PGM	Case No.	Respondent Name	Docket#	County	Order Date	Penalty Assessed	Penalty Deferred	Payable Amount	SEP Offset	
WQ	46197	City of Castroville	2013-0310-MWD-E	MEDINA	8/22/2013	\$2,250	\$450	\$1,800	\$0	
WQ	46518	AJWO, Inc.	2013-0602-MLM-E	TAYLOR	8/22/2013	\$2,278	\$455	\$1,823	\$0	
WQ	46002	City of Newton	2013-0123-SLG-E	NEWTON	8/22/2013	\$5,250	\$1,050	\$4,200	\$0	
WQ	45634	Central Transport, Inc.	2012-2509-IWD-E	EL PASO	8/22/2013	\$7,500	\$1,500	\$6,000	\$0	
WQ	46485	NEW HOPE BAPTIST CHURCH OF JARRELL	2013-0585-EAQ-E	WILLIAMSON	8/22/2013	\$1,875	\$375	\$1,500	\$0	
WQ	46843	Sprint Sand and Clay, LLC	2013-0933-WQ-E	HARRIS	8/22/2013	\$875	\$0	\$875	\$0	
WQ	46790	Ranger Excavating, L.P.	2013-0876-WQ-E	MCLENNAN	8/22/2013	\$875	\$0	\$875	\$0	
WQ	46900	Jon McDonald Custom Homes, L.P.	2013-0974-WQ-E	TAYLOR	8/22/2013	\$875	\$0	\$875	\$0	
WQ	46844	David E. Harvey Builders, Inc.	2013-0932-WQ-E	HARRIS	8/22/2013	\$875	\$0	\$875	\$0	
WQ	46318	West Texas Boys Ranch	2013-0424-MWD-E	TOM GREEN	8/22/2013	\$1,000	\$200	\$800	\$0	
WQ	46730	Partners in Building LP	2013-0824-WQ-E	FORT BEND	8/22/2013	\$875	\$0	\$875	\$0	
WQ	46148	Azteca Milling, L. P.	2013-0265-IWD-E	DEAF SMITH	8/26/2013	\$56,000	\$11,200	\$44,800	\$0	
WQ	45660	Ellwood Texas Forge Navasota, LLC	2012-2607-IWD-E	GRIMES	8/26/2013	\$8,800	\$1,760	\$7,040	\$0	
WQ	43822	Woodmark Utilities, Inc. *	2012-0647-MWD-E	SMITH	8/26/2013	\$47,182	\$0	\$23,591	\$23,591	
WQ	46161	City of Corrigan	2013-0274-MWD-E	POLK	8/26/2013	\$9,300	\$1,860	\$7,440	\$0	
WQ	41596	ABF PACKING, INC.	2011-0691-WQ-E	ERATH	8/26/2013	\$15,550	\$3,110	\$12,440	\$0	
WQ	46217	Vopak Terminal Deer Park, Inc.	2013-0344-IWD-E	HARRIS	8/26/2013	\$8,640	\$1,728	\$6,912	\$0	
WQ	44790	BASF FINA Petrochemicals Limited Partnership	2012-1773-IWD-E	JEFFERSON	8/26/2013	\$14,250	\$0	\$7,125	\$7,125	
WQ	45855	Pilgrim's Pride Corporation	2012-2706-IWD-E	TITUS	8/26/2013	\$63,987	\$0	\$31,994	\$31,993	
Subtotal for WQ : 385						\$4,863,443	\$1,118,396	\$2,791,722	\$953,325	
WWAC	41674	JONGSMA, OLKE ANDRIES	2011-0909-AGR-E	WOOD	10/27/2012	\$10,350	\$0	\$10,350	\$0	
WWAC	43898	MCNUTT, GUY *	2012-0746-AGR-E	ERATH	11/11/2012	\$3,010	\$602	\$2,408	\$0	
WWAC	39426	DEVRIES, GEORGE TED	2010-0508-AGR-E	ERATH	11/30/2012	\$8,300	\$0	\$8,300	\$0	
WWAC	43992	TALSMA, KLAAS	2012-0840-AGR-E	ERATH	12/15/2012	\$49,687	\$9,937	\$39,750	\$0	
WWAC	44398	GUESS, MARK	2012-1452-AGR-E	PARMER	2/23/2013	\$2,000	\$400	\$1,600	\$0	
WWAC	44129	HEFNER, TOMMY	2012-0974-AGR-E	PARMER	3/3/2013	\$2,040	\$408	\$1,632	\$0	
WWAC	45614	Bill Cate	2012-2483-AGR-E	TARRANT	6/1/2013	\$1,312	\$262	\$1,050	\$0	
WWAC	40021	Tex-S, L.L.C	2010-1135-AGR-E	HAMILTON	7/19/2013	\$5,723	\$1,144	\$4,579	\$0	
WWAC	44493	ALMEIDA, FABIAN	2012-1454-AGR-E	JOHNSON	7/28/2013	\$4,023	\$804	\$3,219	\$0	
WWAC	43817	WATSON, MIKE *	2012-0635-AGR-E	WISE	8/23/2013	\$2,100	\$0	\$2,100	\$0	
Subtotal for WWAG : 10						\$88,545	\$13,557	\$74,988	\$0	
Total for Singles Programs : 2,099						17,022,573.00	2,768,903.00	11,837,390.00	2,416,280.00	2,416,280.00

Date Range Selected : 09/01/2012 - 08/31/2013

PGM	Case No.	Respondent Name	Docket#	County	Order Date	Penalty Assessed	Penalty Deferred	Payable Amount	SEP Offset
MM	44107	GUYNN, BENJAMIN G	2012-0949-WOC-E	CHEROKEE	9/16/2012	\$175	\$0	\$175	\$0
MM	43278	City of Denton	2012-0092-MLM-E	DENTON	9/29/2012	\$13,770	\$2,754	\$11,016	\$0
MM	43443	Northwest Harris County MUD 15	2012-0256-MLM-E	HARRIS	9/29/2012	\$11,725	\$2,345	\$9,380	\$0
MM	42142	Thu Phoung Enterprise Cleaners Incorporated	2011-1285-MLM-E	GALVESTON	9/29/2012	\$103,250	\$91,550	\$11,700	\$0
MM	43404	PMRT, Inc.	2012-0236-MLM-E	GALVESTON	9/29/2012	\$37,233	\$7,446	\$14,894	\$14,893
MM	43597	Collins Corp.	2012-0407-MLM-E	GREGG	9/29/2012	\$18,100	\$3,620	\$14,480	\$0
MM	42091	R&R Screen Graphics, LLC	2011-1217-MLM-E	KAUFMAN	10/11/2012	\$5,500	\$0	\$5,500	\$0
MM	41330	Krebs Utilities, Inc.	2011-0416-UTL-E	HARRIS	10/19/2012	\$735	\$0	\$735	\$0
MM	41331	Krebs Utilities, Inc.	2011-0417-UTL-E	HARRIS	10/19/2012	\$813	\$0	\$813	\$0
MM	44548	LANDRUM, DALE T	2012-1443-WOC-E	POLK	10/26/2012	\$175	\$0	\$175	\$0
MM	44549	HINOJOSA, SERGIO	2012-1442-WOC-E	DUVAL	10/26/2012	\$175	\$0	\$175	\$0
MM	44547	HERRERA, ERIC M	2012-1444-WOC-E	NOLAN	10/26/2012	\$175	\$0	\$175	\$0
MM	43397	Cadre Material Products, LLC	2012-0206-MLM-E	MCCULLOCH	10/27/2012	\$12,057	\$2,410	\$9,647	\$0
MM	43587	Grunewald Sandblasting, Inc.	2012-0400-MLM-E	VICTORIA	10/27/2012	\$14,126	\$2,825	\$11,301	\$0
MM	43174	Star Tex Gasoline & Oil Distributors, Inc.	2011-2333-MSW-E	JIM WELLS	11/12/2012	\$1,125	\$0	\$1,125	\$0
MM	43147	R&K Fabricating, Inc.	2011-2363-IHW-E	LIBERTY	11/12/2012	\$4,875	\$0	\$4,875	\$0
MM	44738	WIMBERLEY, JAMES D	2012-1609-WOC-E	STEPHENS	11/22/2012	\$175	\$0	\$175	\$0
MM	44735	LICATINO, ROY	2012-1612-WOC-E	JEFFERSON	11/22/2012	\$175	\$0	\$175	\$0
MM	44737	Daniel Robins	2012-1610-WOC-E	JEFFERSON	11/22/2012	\$175	\$0	\$175	\$0
MM	43918	MOON, DAVID	2012-0745-DCL-E	NUECES	11/22/2012	\$210	\$42	\$168	\$0
MM	44733	PASKE, KATIE	2012-1614-WOC-E	LUBBOCK	11/22/2012	\$175	\$0	\$175	\$0
MM	44739	LENDERMAN, LYNN	2012-1608-WOC-E	HOUSTON	11/22/2012	\$175	\$0	\$175	\$0
MM	44326	Pierce Metals, LLC	2012-1253-MLM-E	TOM GREEN	11/22/2012	\$3,750	\$750	\$3,000	\$0
MM	44736	CAILLOUET, RICHARD D JR	2012-1611-WOC-E	HARDIN	11/22/2012	\$175	\$0	\$175	\$0
MM	44730	KRALL, ERIC	2012-1617-WOC-E	HARDIN	11/22/2012	\$175	\$0	\$175	\$0
MM	44731	HEBERT, STEPHEN	2012-1616-WOC-E	JEFFERSON	11/22/2012	\$175	\$0	\$175	\$0
MM	43435	OGILVIE, WHIT R	2012-0243-WOC-E	LIMESTONE	12/20/2012	\$1,500	\$0	\$1,500	\$0
MM	39701	Benjamin Sanjuan	2010-0801-MLM-E	HARRIS	1/5/2013	\$92,734	\$0	\$92,734	\$0
MM	44333	Copano Field Services/North Texas, L.L.C.	2012-1215-IHW-E	MONTAGUE	1/12/2013	\$6,928	\$1,385	\$5,543	\$0
MM	42624	Escobedo, Luis	2011-1777-MLM-E	EL PASO	2/1/2013	\$2,868	\$0	\$2,868	\$0
MM	42602	PONCE, VIRGIL	2011-1744-IHW-E	BRAZOS	2/10/2013	\$15,000	\$0	\$15,000	\$0
MM	42522	GUZMAN, JOSEPHINE	2011-1665-MLM-E	CAMERON	2/10/2013	\$12,000	\$8,400	\$3,600	\$0
MM	43439	Magnablend, Inc.	2012-0251-MLM-E	ELLIS	2/10/2013	\$38,500	\$0	\$38,500	\$0
MM	40602	Krebs Utilities, Inc.	2010-1752-UTL-E	HARRIS	2/10/2013	\$436	\$0	\$436	\$0
MM	43764	Cobra Stone, Inc.	2012-0586-MLM-E	WILLIAMSON	2/10/2013	\$10,188	\$2,037	\$8,151	\$0
MM	44094	New Birmingham Resources, LLC	2012-0948-MLM-E	SMITH	2/10/2013	\$34,124	\$6,824	\$13,650	\$13,650
MM	40695	Krebs Utilities, Inc.	2010-1835-UTL-E	HARRIS	2/10/2013	\$508	\$0	\$508	\$0
MM	40601	Krebs Utilities, Inc.	2010-1753-UTL-E	HARRIS	2/10/2013	\$452	\$0	\$452	\$0

Date Range Selected : 09/01/2012 - 08/31/2013

PGM	Case No.	Respondent Name	Docket#	County	Order Date	Penalty Assessed	Penalty Deferred	Payable Amount	SEP Offset
MM	44520	T.F.R. ENTERPRISES, INC	2012-1369-MLM-E	FAYETTE	3/21/2013	\$5,580	\$1,116	\$4,464	\$0
MM	44709	M D Lancaster Co., Inc.	2012-1599-MLM-E	TARRANT	3/21/2013	\$1,500	\$300	\$1,200	\$0
MM	45594	LEHNERT, DAVID R	2012-2439-WOC-E	MILAM	3/21/2013	\$175	\$0	\$175	\$0
MM	45375	Timothy M. Bradberry	2012-2223-WOC-E	WISE	3/21/2013	\$210	\$0	\$210	\$0
MM	45536	BENGE, CODY W	2012-2396-WOC-E	HUTCHINSON	3/21/2013	\$175	\$0	\$175	\$0
MM	44938	Dalco Solvents & Chemicals, Inc.	2012-1817-DCL-E	DALLAS	4/7/2013	\$5,750	\$1,150	\$4,600	\$0
MM	41888	City of Big Spring	2011-1007-MLM-E	HOWARD	4/7/2013	\$13,015	\$0	\$0	\$13,015
MM	44459	USM Manufacturing LLC	2012-1319-MLM-E	LUBBOCK	4/7/2013	\$24,673	\$4,934	\$19,739	\$0
MM	35752	CROUCH'S CLEANERS, INC.	2012-0163-MLM-E	BOWIE	4/8/2013	\$650	\$0	\$650	\$0
MM	46075	MESNEAK, WILLIAM K	2013-0179-WOC-E	CARSON	4/21/2013	\$175	\$0	\$175	\$0
MM	45947	NELSON, JOHN D	2013-0064-WOC-E	MILAM	4/21/2013	\$175	\$0	\$175	\$0
MM	44074	EAGLE'S DROP LLC	2012-0970-MLM-E	MONTGOMERY	4/21/2013	\$2,016	\$403	\$1,613	\$0
MM	45149	Martinek Trucking Corporation	2012-2026-IHW-E	GRAYSON	4/21/2013	\$938	\$187	\$751	\$0
MM	44868	Multi-Chem Group, LLC	2012-1753-MLM-E	SUTTON	4/27/2013	\$15,562	\$0	\$15,562	\$0
MM	43672	Cotulla Fish Hatchery LLC	2012-0630-MLM-E	LA SALLE	4/29/2013	\$1,785	\$0	\$1,785	\$0
MM	44715	ANDERSON, CARLTON	2012-1588-WOC-E	JEFFERSON	5/2/2013	\$761	\$152	\$609	\$0
MM	44939	Chevron Phillips Chemical Company LP	2012-1824-MLM-E	HUTCHINSON	5/2/2013	\$32,813	\$6,562	\$26,251	\$0
MM	44929	ZARADAM LLC	2012-1819-MLM-E	DALLAS	6/1/2013	\$3,275	\$655	\$2,620	\$0
MM	42707	Heard, Robert E. Jr.	2011-1819-MLM-E	HARRIS	6/3/2013	\$10,500	\$0	\$10,500	\$0
MM	41895	Randy Richardson Company	2011-1016-MLM-E	VAN ZANDT	6/3/2013	\$61,017	\$57,417	\$3,600	\$0
MM	44674	Boundary Ventures, Inc.	2012-1554-MLM-E	COLORADO	6/3/2013	\$9,653	\$0	\$9,653	\$0
MM	44813	Energy Pumping Specialties, Inc.	2012-1721-MLM-E	WEBB	6/8/2013	\$6,575	\$1,315	\$5,260	\$0
MM	44859	Taylor, Jodie *	2012-1743-MLM-E	VAN ZANDT	6/8/2013	\$2,896	\$579	\$2,317	\$0
MM	45048	Morgan Oil Company	2012-1932-PST-E	NACOGDOCHES	6/13/2013	\$11,250	\$0	\$11,250	\$0
MM	46430	COX, TIM J	2013-0512-WOC-E	HARRIS	6/27/2013	\$175	\$0	\$175	\$0
MM	46569	MURPHEY, LYLE B	2013-0659-WOC-E	TRAVIS	6/27/2013	\$175	\$0	\$175	\$0
MM	46567	Pace, Joey D.	2013-0651-WOC-E	WHEELER	6/27/2013	\$175	\$0	\$175	\$0
MM	44028	Cresson Crossroads, LLC	2012-0863-WR-E	HOOD	6/27/2013	\$875	\$0	\$875	\$0
MM	46498	QUENTIN WADE BANISTER	2013-0590-WOC-E	TOM GREEN	6/27/2013	\$175	\$0	\$175	\$0
MM	44925	Speedy Stop Food Stores, LLC	2012-1793-PST-E	TRAVIS	6/27/2013	\$43,879	\$8,775	\$35,104	\$0
MM	46499	QUENTIN WADE BANISTER	2013-0605-WOC-E	TOM GREEN	6/27/2013	\$175	\$0	\$175	\$0
MM	42617	Crochet Equipment Co., Inc.	2011-1764-MLM-E	JEFFERSON	7/28/2013	\$900	\$0	\$900	\$0
MM	44765	Barrett Street Partners, Inc.	2012-1646-DCL-E	HARRIS	7/28/2013	\$512	\$0	\$512	\$0
MM	46095	VANDERLEI, KORNELIS WILT *	2013-0221-OSS-E	LAMB	7/28/2013	\$825	\$165	\$660	\$0
MM	45846	H & S Constructors, Inc.	2012-2703-MLM-E	DIMMIT	8/3/2013	\$11,500	\$2,300	\$9,200	\$0
MM	44563	J & J SOIL SERVICE, INC.	2012-1423-MLM-E	HOUSTON	8/3/2013	\$12,250	\$0	\$12,250	\$0
MM	45302	River City Ready Mix, Inc.	2012-2174-MLM-E	BEXAR	8/3/2013	\$20,000	\$4,000	\$16,000	\$0
MM	45237	AG-Meier Industries, LLC	2012-2115-MLM-E	BELL	8/3/2013	\$15,375	\$3,075	\$6,150	\$6,150

Date Range Selected : 09/01/2012 - 08/31/2013

PGM	Case No.	Respondent Name	Docket#	County	Order Date	Penalty Assessed	Penalty Deferred	Payable Amount	SEP Offset	
MM	34430	Effluent Recycling, Inc.	2011-1973-MLM-E	TARRANT	8/3/2013	\$421,963	\$420,763	\$1,200	\$0	
MM	44348	National Electric Coil Co., L.P.	2012-1202-MLM-E	CAMERON	8/3/2013	\$20,164	\$4,032	\$16,132	\$0	
MM	46039	K & K Construction, Inc.	2013-0247-MLM-E	MONTGOMERY	8/8/2013	\$4,188	\$837	\$3,351	\$0	
MM	46250	Centex Scrap and Metal, Inc.	2013-0367-MLM-E	BELL	8/22/2013	\$2,000	\$400	\$1,600	\$0	
MM	45080	Derby Water Supply Corporation	2012-1958-MLM-E	FRIO	8/23/2013	\$4,712	\$0	\$4,712	\$0	
MM	45500	Blevins, Tommy	2012-2358-MLM-E	CALHOUN	8/23/2013	\$43,759	\$0	\$43,759	\$0	
MM	45955	Brown, Doris	2013-0090-MLM-E	MILAM	8/23/2013	\$2,729	\$0	\$2,729	\$0	
Total for Multi-Media Programs : 83						1,262,232.00	651,505.00	563,019.00	47,708.00	47,708.00
Total for all Programs :2,182						18,284,805.00	3,420,408.00	12,400,409.00	2,463,988.00	2,463,988.00

Summary of SEPs:

Total Orders : 2182
Orders with SEPs : 153
Orders with SEPs % : 7.0
Orders with SEP Offset % : 16.6

* There are Multiple Respondent Names associated to this Case No.

Appendix 2: List of SEP's & SEP Projects - FY 2013

Single Program

Date Range Selected : 09/01/2012 - 08/31/2013

PGM	Case No.	Respondent Name	Effective Date	Ratio	Assessed Amt	Deferred Amt	Payable Amt	SEP Cost	SEP Offset
AQ	45463	DCP Midstream, LP	06/13/2013	1.00:1	39,375.00	7,875.00	15,750.00	15,750.00	15,750.00
		POLLUTION PREVENTION	Railroad Commission of Texas - Alternative Fuels Clean School Bus Replacement Program. The contribution will be used in accordance with the SEP between the Third-Party Recipient and the TCEQ. Specifically, the contribution will be used to reduce nitrogen oxides, volatile organic compounds, carbon monoxide, and particulate matter emissions by replacing older diesel buses with newer buses that meet more stringent emission standards.					15,750.00	15,750.00
AQ	43829	Targa Downstream LLC	02/24/2013	1.00:1	30,264.00	6,052.00	12,106.00	12,106.00	12,106.00
		POLLUTION PREVENTION	The contribution will be used in accordance with the Supplemental Environmental Project Agreement between the Houston-Galveston AERCO and the Texas Commission on Environmental Quality. SEP monies will be used to pay for the cost of replacing older diesel buses with alternative fueled or clean diesel buses.					12,106.00	12,106.00
AQ	43842	Equistar Chemicals, LP	11/30/2012	1.00:1	25,000.00	0.00	12,500.00	12,500.00	12,500.00
		POLLUTION PREVENTION	The contribution will be used in accordance with the Supplemental Environmental Project Agreement between the Houston-Galveston AERCO and the Texas Commission on Environmental Quality. SEP monies will be used to pay for the cost of replacing older diesel buses with alternative fueled or clean diesel buses.					12,500.00	12,500.00
AQ	44533	Shell Oil Company	03/21/2013	1.00:1	7,500.00	1,500.00	3,000.00	3,000.00	3,000.00
		POLLUTION PREVENTION	The contribution will be used in accordance with the Supplemental Environmental Project Agreement between the Houston-Galveston AERCO and the Texas Commission on Environmental Quality. SEP monies will be used to pay for the cost of replacing older diesel buses with alternative fueled or clean diesel buses.					3,000.00	3,000.00
AQ	44001	Hidalgo County	11/22/2012	1.00:1	3,600.00	720.00	0.00	2,880.00	2,880.00
		POLLUTION PREVENTION	RC&D will coordinate with local city and county government officials to clean-up sites where tires have been disposed of illegally. Contributions will be used to clean up illegal tire sites. Eligible sites will be limited to areas where a responsible party can not be identified and where there is no preexisting obligation to clean up the site by the owner or government.					2,880.00	2,880.00
AQ	43301	Aero Components, Inc.	03/21/2013	1.00:1	6,008.00	1,201.00	0.00	4,807.00	4,807.00
		POLLUTION PREVENTION	SEP funds will be used to construct, operate, maintain, and potentially expand a network of continuous ambient monitoring stations ("CAMS") that monitor both air toxics and ozone precursors.					4,807.00	4,807.00
AQ	43500	Flint Hills Resources Port Arthur, LLC	06/03/2013	1.00:1	14,688.00	2,937.00	5,876.00	5,875.00	5,875.00
		POLLUTION PREVENTION	Performing Party shall operate, maintain, and potentially expand the existing Southeast Texas Regional Air Monitoring Network which includes nine monitoring stations currently at the following locations: 1) Beaumont CAM#2; 2) Cove School CAM #C695; 3) Mauriceville CAM#642; 4) Port Arthur (Motiva) Industrial Site CAM #C628; 5) Port Arthur Memorial High School campus CAM #C689; 6) Port Neches CAM #136; 7) Sabine Pass CAM #C640; 8) Southeast Texas Regional Airport CAM #C643; 9) West Orange CAM #C9.					5,875.00	5,875.00
AQ	43884	Ascend Performance Materials Operations LLC	11/11/2012	1.00:1	25,500.00	0.00	12,750.00	12,750.00	12,750.00
		POLLUTION PREVENTION	The contribution will be used in accordance with the Supplemental Environmental Project Agreement between the Houston-Galveston AERCO and the Texas Commission on Environmental Quality. SEP monies will be used to pay for the cost of replacing older diesel buses with alternative fueled or clean diesel buses.					12,750.00	12,750.00
AQ	44883	DCP Midstream, LP	04/27/2013	1.00:1	25,000.00	0.00	12,500.00	12,500.00	12,500.00

* There are Multiple Respondent Names associated to this Case No.

Appendix 2: List of SEP's & SEP Projects - FY 2013

Single Program

	POLLUTION PREVENTION	The school district, through an asbestos certified contractor, will remove asbestos from Central Elementary, the Borger High School Auditorium, and the Gateway Elementary. The asbestos present in these schools is currently stable and there is no requirement to remove it. The school district is removing the asbestos due to the age of the asbestos and the likelihood of increased traffic in the affected areas in the future.	12,500.00	12,500.00					
AQ	43780	E. I. du Pont de Nemours and Company	10/27/2012	1.00:1	11,040.00	0.00	5,520.00	5,520.00	5,520.00
	POLLUTION PREVENTION	SEP funds will be used to install or retrofit, operate, maintain, and potentially expand air monitoring stations in Harris County to continuously monitor ambient air for total non-methane hydrocarbons and hazardous air pollutants.	5,520.00	5,520.00					
AQ	45169	MEMC Pasadena, Inc.	08/26/2013	1.00:1	11,401.00	2,280.00	4,561.00	4,560.00	4,560.00
	POLLUTION PREVENTION	Project will fuse funds to aid local school districts, area transit agencies, and local governments in need of funding assistance to pay for the cost of the following activities to reduce emissions: 1) replacing older diesel buses with alternative fueled or clean diesel buses; or 2) retrofitting older diesel buses with new cleaner technology.	4,560.00	4,560.00					
AQ	43393	INVISTA S.a.r.l.	09/29/2012	1.00:1	16,800.00	3,360.00	6,720.00	6,720.00	6,720.00
	POLLUTION PREVENTION	The contribution will be to Texas PTA for the Clean School Bus Program in Texas Air Quality Control Region as set forth in an agreement between the Third-Party Recipient and the TCEQ.	6,720.00	6,720.00					
AQ	45120	Air Liquide Large Industries U.S. LP	05/02/2013	1.00:1	10,800.00	2,160.00	4,320.00	4,320.00	4,320.00
	POLLUTION PREVENTION	The contribution will be used in accordance with the Supplemental Environmental Project Agreement between the Houston-Galveston AERCO and the Texas Commission on Environmental Quality. SEP monies will be used to pay for the cost of replacing older diesel buses with alternative fueled or clean diesel buses.	4,320.00	4,320.00					
AQ	44510	Huntsman Petrochemical, LLC	06/03/2013	1.00:1	53,850.00	10,770.00	21,540.00	21,540.00	21,540.00
	POLLUTION PREVENTION	Conduct home energy audits and to assist low income residents in the West Port Arthur area in improving their homes' energy efficiency such as by caulking, weatherizing, insulating, and replacing heating and cooling systems and major appliances with new, energy efficient equipment.	21,540.00	21,540.00					
AQ	43326	Huntsman Petrochemical, LLC	06/03/2013	1.00:1	10,000.00	2,000.00	4,000.00	4,000.00	4,000.00
	POLLUTION PREVENTION	SEP funds will be used by the Third-Party Recipient to purchase equipment (such as automated canister samplers), hardware, software, and licenses to enable the monitoring, and for the cost of operating, maintaining, and periodically upgrading or adding to these air monitoring stations along with ancillary equipment approved by TCEQ.	4,000.00	4,000.00					
AQ	44160	Valero Refining-Texas, L.P.	03/09/2013	1.00:1	50,000.00	0.00	25,000.00	25,000.00	25,000.00
	POLLUTION PREVENTION	The contribution will be used in accordance with the Supplemental Environmental Project Agreement between the Houston-Galveston AERCO and the Texas Commission on Environmental Quality. SEP monies will be used to pay for the cost of replacing older diesel buses with alternative fueled or clean diesel buses.	25,000.00	25,000.00					
AQ	44671	The Dow Chemical Company	06/03/2013	1.00:1	41,502.00	8,300.00	16,601.00	16,601.00	16,601.00
	POLLUTION PREVENTION	The contribution will be used in accordance with the Supplemental Environmental Project Agreement between the Houston-Galveston AERCO and the Texas Commission on Environmental Quality. SEP monies will be used to pay for the cost of replacing older diesel buses with alternative fueled or clean diesel buses.	16,601.00	16,601.00					
AQ	44351	Huntsman Petrochemical, LLC	02/23/2013	1.00:1	6,563.00	1,312.00	2,626.00	2,625.00	2,625.00
	POLLUTION PREVENTION	Performing Party shall operate, maintain, and potentially expand the existing Southeast Texas Regional Air Monitoring Network which includes nine monitoring stations.	2,625.00	2,625.00					

* There are Multiple Respondent Names associated to this Case No.

Appendix 2: List of SEP's & SEP Projects - FY 2013

Single Program

AQ	43988	Total Petrochemicals & Refining USA, Inc.	04/27/2013	1.00:1	202,600.00	40,520.00	81,040.00	81,040.00	81,040.00
		POLLUTION PREVENTION	Performing Party shall operate, maintain, and potentially expand the existing Southeast Texas Regional Air Monitoring Network which includes nine monitoring stations.					81,040.00	81,040.00
AQ	43913	Huntsman Petrochemical, LLC	11/22/2012	1.00:1	7,500.00	1,500.00	3,000.00	3,000.00	3,000.00
		POLLUTION PREVENTION	Performing Party shall operate, maintain, and potentially expand the existing Southeast Texas Regional Air Monitoring Network which includes nine monitoring stations.					3,000.00	3,000.00
AQ	45178	Equistar Chemicals, LP	05/02/2013	1.00:1	14,250.00	2,850.00	5,700.00	5,700.00	5,700.00
		POLLUTION PREVENTION	The Respondent will contribute to Barbers Hill Independent School District's ("Barbers Hill ISD") Alternative Fueled Vehicle and Equipment Program in Chambers County. The contribution will be used in accordance with the Supplemental Environmental Project Agreement between Barbers Hill ISD and the Texas Commission on Environmental Quality.					5,700.00	5,700.00
AQ	44017	E. I. du Pont de Nemours and Company	01/12/2013	1.00:1	7,500.00	1,500.00	3,000.00	3,000.00	3,000.00
		POLLUTION PREVENTION	Performing Party shall operate, maintain, and potentially expand the existing Southeast Texas Regional Air Monitoring Network.					3,000.00	3,000.00
AQ	45442	ExxonMobil Oil Corporation	06/03/2013	1.00:1	25,000.00	0.00	12,500.00	12,500.00	12,500.00
		POLLUTION PREVENTION	The contribution will be to Texas Air Quality Research Center at Lamar University for the Flare Speciation and Air Quality Modeling project to be used as set forth in an agreement between the Third-Party Recipient and the TCEQ. SEP funds will be used for advanced modeling and simulations to identify the VOC species generated and emitted from industrial flares at chemical process facilities under various operating conditions and environmental conditions as well as determine the Combustion Efficiency (CE) and Destruction and Removal Efficiency (DRE).					12,500.00	12,500.00
AQ	42379	Custom Crates & Pallets Management, L.L.C	06/03/2013	1.00:1	3,125.00	0.00	1,563.00	1,562.00	1,562.00
		POLLUTION PREVENTION	RC&D will coordinate with local city and county government officials to clean-up sites where tires have been disposed of illegally. Contributions will be used to clean up illegal tire sites. Eligible sites will be limited to areas where a responsible party can not be identified and where there is no preexisting obligation to clean up the site by the owner or government. SEP monies will be used for the direct cost of collection and disposal of debris and tires.					1,562.00	1,562.00
AQ	41915	BAYLOR UNIVERSITY	11/11/2012	1.00:1	20,000.00	4,000.00	0.00	16,000.00	16,000.00
		POLLUTION PREVENTION	The Respondent shall contribute the SEP Offset Amount to the Third-Party Recipient named above. The contribution will be to Texas PTA for the Clean School Bus Program in Texas Air Quality Control Region as set forth in an agreement between the Third-Party Recipient and the TCEQ. Specifically, the contribution will be used to reimburse local school districts for the cost of the following activities to reduce emissions: 1) replacing older diesel buses with alternative fuelled or clean diesel buses; or 2) retrofitting older diesel buses with new, cleaner technology. All dollars contributed will be used solely for the direct cost of the project and no portion will be spent on administrative costs. The SEP will be done in accordance with all federal, state and local environmental laws and regulations					16,000.00	16,000.00
AQ	44054	The Dow Chemical Company	12/15/2012	1.00:1	19,689.00	3,937.00	7,876.00	7,876.00	7,876.00
		POLLUTION PREVENTION	The contribution will be used in accordance with the Supplemental Environmental Project Agreement between the Houston-Galveston AERCO and the Texas Commission on Environmental Quality. SEP monies will be used to pay for the cost of replacing older diesel buses with alternative fueled or clean diesel buses.					7,876.00	7,876.00
AQ	45312	Oxy Vinyls, LP	06/03/2013	1.00:1	16,000.00	3,200.00	6,400.00	6,400.00	6,400.00

* There are Multiple Respondent Names associated to this Case No.

Appendix 2: List of SEP's & SEP Projects - FY 2013

Single Program

		POLLUTION PREVENTION	SEP funds will be used to install or retrofit, operate, maintain, and potentially expand air monitoring stations in Harris County to continuously monitor ambient air for total non-methane hydrocarbons and hazardous air pollutants (HAPs). Specifically, SEP funds will be used to purchase equipment (such as automated canister samplers), hardware, software, and licenses to enable the monitoring.	6,400.00	6,400.00				
AQ	43804	E. I. du Pont de Nemours and Company	04/27/2013	1.00:1	20,251.00	4,050.00	8,101.00	8,100.00	8,100.00
		POLLUTION PREVENTION	The contribution will be used to reimburse local school districts for the cost of the following activities to reduce emissions: 1) replacing older diesel buses with alternative fuelled or clean diesel buses; or 2) retrofitting older diesel buses with new, cleaner technology. All dollars contributed will be used solely for the direct cost of the project and no portion will be spent on administrative costs.	8,100.00	8,100.00				
AQ	42299	Motiva Enterprises LLC	06/03/2013	1.00:1	92,450.00	18,490.00	36,980.00	36,980.00	36,980.00
		POLLUTION PREVENTION	SEP Funds will be used to conduct home energy audits, to make repairs and upgrades to older homes, and to cover the incremental cost of replacing older energy-inefficient appliances with more energy-efficient ones for low-income homeowners in the West Port Arthur area.	36,980.00	36,980.00				
AQ	43863	Marathon Petroleum Company LP	04/27/2013	1.00:1	32,450.00	0.00	16,225.00	16,225.00	16,225.00
		POLLUTION PREVENTION	The contribution will be to Texas PTA for the Clean School Bus Program in Texas Air Quality Control Region as set forth in an agreement between the Third-Party Recipient and the TCEQ. Specifically, the contribution will be used to reimburse local school districts for the cost of the following activities to reduce emissions.	16,225.00	16,225.00				
AQ	44584	Eagle Rock Field Services, L.P.	04/07/2013	1.00:1	27,157.00	5,431.00	10,863.00	10,863.00	10,863.00
		POLLUTION PREVENTION	The school district, through an asbestos certified contractor, will remove asbestos from Central Elementary, the Borger High School Auditorium, and the Gateway Elementary. The asbestos present in these schools is currently stable and there is no requirement to remove it. The school district is removing the asbestos due to the age of the asbestos and the likelihood of increased traffic in the affected areas in the future.	10,863.00	10,863.00				
AQ	46036	Huntsman Petrochemical, LLC	08/26/2013	1.00:1	13,126.00	2,625.00	5,251.00	5,250.00	5,250.00
		POLLUTION PREVENTION	Performing Party shall operate, maintain, and potentially expand the existing Southeast Texas Regional Air Monitoring Network which includes nine monitoring stations currently at the following locations: 1) Beaumont CAM#2; 2) Cove School CAM #C695; 3) Mauriceville CAM#642; 4) Port Arthur (Motiva) Industrial Site CAM #C628; 5) Port Arthur Memorial High School campus CAM #C689; 6) Port Neches CAM #136; 7) Sabine Pass CAM #C640; 8) Southeast Texas Regional Airport CAM #C643; 9) West Orange CAM #C9.	5,250.00	5,250.00				
AQ	43533	The Dow Chemical Company	09/29/2012	1.00:1	50,000.00	0.00	25,000.00	25,000.00	25,000.00
		POLLUTION PREVENTION	The contribution will be used in accordance with the Supplemental Environmental Project Agreement between the Houston-Galveston AERCO and the Texas Commission on Environmental Quality. SEP monies will be used to pay for the cost of replacing older diesel buses with alternative fueled or clean diesel buses.	25,000.00	25,000.00				
AQ	45213	Enterprise Products Operating LLC	06/03/2013	1.00:1	10,000.00	0.00	5,000.00	5,000.00	5,000.00
		POLLUTION PREVENTION	Performing Party shall use SEP Funds to perform energy efficiency upgrades on public buildings and infrastructure. Specifically, SEP Funds may only be used for: 1) the cost of conducting energy efficiency audits; 2) the incremental cost for construction or implementation of energy-efficiency upgrades (versus the cost of non-energy efficiency upgrades); 3) the incremental cost of purchase of more energy-efficient equipment or appliances (versus the cost of purchasing non-energy efficient equipment or appliances); or 4) other direct costs authorized in advance by TCEQ.	5,000.00	5,000.00				

* There are Multiple Respondent Names associated to this Case No.

Appendix 2: List of SEP's & SEP Projects - FY 2013

Single Program

AQ	43969	Formosa Plastics Corporation, Texas	12/15/2012	1.00:1	10,000.00	2,000.00	4,000.00	4,000.00	4,000.00
		POLLUTION PREVENTION	Project will fuse funds to aid local school districts, area transit agencies, and local governments in need of funding assistance to pay for the cost of the following activities to reduce emissions.					4,000.00	4,000.00
AQ	45586	Enterprise Products Operating LLC	08/03/2013	1.00:1	50,000.00	0.00	25,000.00	25,000.00	25,000.00
		POLLUTION PREVENTION	Performing Party shall use SEP Funds to perform energy efficiency upgrades on public buildings and infrastructure. Specifically, SEP Funds may only be used for: 1) the cost of conducting energy efficiency audits; 2) the incremental cost for construction or implementation of energy-efficiency upgrades (versus the cost of non-energy efficiency upgrades); 3) the incremental cost of purchase of more energy-efficient equipment or appliances (versus the cost of purchasing non-energy efficient equipment or appliances); or 4) other direct costs authorized in advance by TCEQ.					12,500.00	12,500.00
		POLLUTION PREVENTION	The Respondent will contribute to Barbers Hill Independent School District's ("Barbers Hill ISD") Alternative Fueled Vehicle and Equipment Program in Chambers County. The contribution will be used in accordance with the Supplemental Environmental Project Agreement between Barbers Hill ISD and the Texas Commission on Environmental Quality.					12,500.00	12,500.00
AQ	44778	Rescar Companies	03/21/2013	1.00:1	5,313.00	1,062.00	2,126.00	2,125.00	2,125.00
		POLLUTION PREVENTION	The contribution will be to the City of Baytown for the Hospital Remediation Project at Goose Creek. Specifically, the SEP Offset Amount will be used to demolish the existing building and parking surfaces, at the former San Jacinto Hospital located at 1105 Decker Drive and 1 Price Street in Baytown, Harris County, Texas, which will remove the source of asbestos, lead, mold, and runoff.					2,125.00	2,125.00
AQ	44033	NuStar Logistics, L.P.	10/13/2012	1.00:1	3,375.00	675.00	1,350.00	1,350.00	1,350.00
		POLLUTION PREVENTION	The contribution will be used in accordance with the Supplemental Environmental Project Agreement between the Houston-Galveston AERCO and the Texas Commission on Environmental Quality.					1,350.00	1,350.00
AQ	43096	JX Nippon Chemical Texas Inc.	10/27/2012	1.00:1	54,117.00	10,823.00	21,647.00	21,647.00	21,647.00
		POLLUTION PREVENTION	Project will fuse funds to aid local school districts, area transit agencies, and local governments in need of funding assistance to pay for the cost of the following activities to reduce emissions.					21,647.00	21,647.00
AQ	45822	Valero Refining-Texas, L.P.	07/28/2013	1.00:1	7,500.00	1,500.00	3,000.00	3,000.00	3,000.00
		POLLUTION PREVENTION	The contribution will be used in accordance with the Supplemental Environmental Project Agreement between the Houston-Galveston AERCO and the Texas Commission on Environmental Quality. SEP monies will be used to pay for the cost of replacing older diesel buses with alternative fueled or clean diesel buses.					3,000.00	3,000.00
AQ	44257	The Lubrizol Corporation	04/07/2013	1.00:1	15,350.00	3,070.00	6,140.00	6,140.00	6,140.00
		POLLUTION PREVENTION	SEP funds will be used to install or retrofit, operate, maintain, and potentially expand air monitoring stations in Harris County to continuously monitor ambient air for total non-methane hydrocarbons and hazardous air pollutants (HAPs). Specifically, SEP funds will be used to purchase equipment (such as automated canister samplers), hardware, software, and licenses to enable the monitoring.					6,140.00	6,140.00
AQ	43864	INVISTA S.a r.l.	12/15/2012	1.00:1	8,304.00	1,660.00	3,322.00	3,322.00	3,322.00
		POLLUTION PREVENTION	SEP funds will be used to install or retrofit, operate, maintain, and potentially expand air monitoring stations in Harris County to continuously monitor ambient air for total non-methane hydrocarbons and hazardous air pollutants (HAPs). Specifically, SEP funds will be used to purchase equipment (such as automated canister samplers), hardware, software, and licenses to enable the monitoring.					3,322.00	3,322.00
AQ	44184	Exterran Energy Solutions, L.P.	04/21/2013	1.00:1	5,995.00	1,199.00	2,398.00	2,398.00	2,398.00

* There are Multiple Respondent Names associated to this Case No.

Appendix 2: List of SEP's & SEP Projects - FY 2013

Single Program

		POLLUTION PREVENTION	Railroad Commission of Texas - Alternative Fuels Clean School Bus Replacement Program. The contribution will be used in accordance with the SEP between the Third-Party Recipient and the TCEQ. Specifically, the contribution will be used to reduce nitrogen oxides, volatile organic compounds, carbon monoxide, and particulate matter emissions by replacing older diesel buses with newer buses that meet more stringent emission standards.				2,398.00	2,398.00
AQ	43974	Flint Hills Resources Port Arthur, LLC	11/11/2012	1.00:1	7,500.00	1,500.00	3,000.00	3,000.00
		POLLUTION PREVENTION	Performing Party shall operate, maintain, and potentially expand the existing Southeast Texas Regional Air Monitoring Network which includes nine monitoring stations currently at the following locations: 1) Beaumont CAM#2; 2) Cove School CAM #C695; 3) Mauriceville CAM#642; 4) Port Arthur (Motiva) Industrial Site CAM #C628; 5) Port Arthur Memorial High School campus CAM #C689; 6) Port Neches CAM #136; 7) Sabine Pass CAM #C640; 8) Southeast Texas Regional Airport CAM #C643; 9) West Orange CAM #C9.				3,000.00	3,000.00
AQ	40903	Pasadena Refining System, Inc	02/10/2013	1.00:1	757,153.00	0.00	378,577.00	378,576.00
		POLLUTION PREVENTION	SEP monies will be used to pay for the cost of replacing older diesel buses with alternative fueled or clean diesel buses.				378,576.00	378,576.00
AQ	43617	Chevron Phillips Chemical Company LP	09/29/2012	1.00:1	25,000.00	0.00	12,500.00	12,500.00
		POLLUTION PREVENTION	SEP funds will be used to supplement existing operation of a network of ambient air monitoring stations that continuously measure and record concentrations of ambient air pollutants.				12,500.00	12,500.00
AQ	45478	E. I. du Pont de Nemours and Company	06/03/2013	1.00:1	13,126.00	2,625.00	5,251.00	5,250.00
		POLLUTION PREVENTION	The Respondent shall contribute the SEP Offset Amount to the Third-Party Recipient named above. The contribution will be to Texas PTA for the Clean School Bus Program in Texas Air Quality Control Region as set forth in an agreement between the Third-Party Recipient and the TCEQ.				5,250.00	5,250.00
AQ	44275	Equistar Chemicals, LP	02/23/2013	1.00:1	6,563.00	1,312.00	2,626.00	2,625.00
		POLLUTION PREVENTION	Performing Party shall use SEP Funds to perform energy efficiency upgrades on public buildings and infrastructure.				2,625.00	2,625.00
AQ	44419	BASF FINA Petrochemicals Limited Partnership	04/07/2013	1.00:1	12,850.00	2,570.00	5,140.00	5,140.00
		POLLUTION PREVENTION	The contribution will be to Texas Air Quality Research Center at Lamar University for the Flare Speciation and Air Quality Modeling project to be used as set forth in an agreement between the Third-Party Recipient and the TCEQ. SEP funds will be used for advanced modeling and simulations to identify the VOC species generated and emitted from industrial flares at chemical process facilities under various operating conditions and environmental conditions as well as determine the Combustion Efficiency and Destruction and Removal Efficiency.				5,140.00	5,140.00
AQ	44815	LANXESS Corporation	03/21/2013	1.00:1	7,438.00	1,487.00	2,976.00	2,975.00
		POLLUTION PREVENTION	SEP Funds will be used to conduct home energy audits, to make repairs and upgrades to older homes, and to cover the incremental cost of replacing older energy-inefficient appliances with more energy-efficient ones for low-income homeowners in the West Port Arthur area.				2,975.00	2,975.00
AQ	43868	United Structures of America, Inc.	11/30/2012	1.00:1	18,450.00	3,690.00	7,380.00	7,380.00
		POLLUTION PREVENTION	SEP monies will be used to pay for the cost of replacing older diesel buses with alternative fueled or clean diesel buses.				7,380.00	7,380.00
AQ	45520	INVISTA S.a.r.l.	08/03/2013	1.00:1	39,485.00	7,897.00	15,794.00	15,794.00

* There are Multiple Respondent Names associated to this Case No.

Appendix 2: List of SEP's & SEP Projects - FY 2013

Single Program

		POLLUTION PREVENTION	SEP funds will be used to install or retrofit, operate, maintain, and potentially expand air monitoring stations in Harris County to continuously monitor ambient air for total non-methane hydrocarbons and hazardous air pollutants (HAPs). Specifically, SEP funds will be used to purchase equipment (such as automated canister samplers), hardware, software, and licenses to enable the monitoring.	15,794.00	15,794.00				
AQ	44502	Chevron Phillips Chemical Company LP	06/13/2013	1.00:1	100,000.00	0.00	50,000.00	50,000.00	50,000.00
		POLLUTION REDUCTION	Contribute to West Port Arthur Home Energy Efficiency Program				25,000.00	25,000.00	
		POLLUTION REDUCTION	Contribute to Meteorological and Air Monitoring Network				25,000.00	25,000.00	
AQ	43535	ExxonMobil Oil Corporation	10/27/2012	1.00:1	13,125.00	2,625.00	5,250.00	5,250.00	5,250.00
		POLLUTION PREVENTION	Performing Party shall operate, maintain, and potentially expand the existing Southeast Texas Regional Air Monitoring Network.				5,250.00	5,250.00	
AQ	43522	Total Petrochemicals & Refining USA, Inc.	09/29/2012	1.00:1	13,125.00	2,625.00	5,250.00	5,250.00	5,250.00
		POLLUTION PREVENTION	SEP funds will be used by the Third-Party Recipient to purchase equipment (such as automated canister samplers), hardware, software, and licenses to enable the monitoring, and for the cost of operating, maintaining, and periodically upgrading or adding to these air monitoring stations along with ancillary equipment approved by TCEQ.				5,250.00	5,250.00	
IHW	44239	Effective Environmental, Inc.	03/21/2013	1.00:1	3,450.00	690.00	1,380.00	1,380.00	1,380.00
		POLLUTION PREVENTION	Project shall coordinate collection events for local residents to bring in household hazardous waste such as paint, thinners, pesticides, oil and gas, corrosive cleaners, and fertilizers for proper disposal. Where available, the projects may also offer electronics collection and recycling. SEP funds shall be used for collection, recycling and disposal.				1,380.00	1,380.00	
IHW	44758	Exxon Mobil Corporation	04/27/2013	1.00:1	20,000.00	4,000.00	8,000.00	8,000.00	8,000.00
		POLLUTION PREVENTION	Trash Bash is an annual event that entails the use of volunteers to clean up trash and pollutants from Galveston Bay and waterways in the San Jacinto watershed. The project has resulted in the removal of an average of 141.7 tons of trash and 729 abandoned tires annually from these waterways. SEP monies will pay for materials, supplies, disposal costs and transportation costs directly associated with the clean up of trash.				8,000.00	8,000.00	
IHW	42575	Exide Technologies	02/10/2013	1.00:1	592,868.00	0.00	296,434.00	296,434.00	296,434.00
		CLEAN UP	The SEP Offset Amount will be used to conduct tire collection events where residents will be able to drop off tires for proper disposal or recycling or to clean sites where tires have been disposed of illegally.				296,434.00	296,434.00	
IHW	44818	Gulf West Landfill TX, LP	05/02/2013	1.00:1	9,250.00	0.00	4,625.00	4,625.00	4,625.00
		POLLUTION PREVENTION	Contributions will be used to pay for labor and materials costs associated with implementing the Marsh Mania Project, which include restoring shoreline elevations, growing plants for shoreline restoration, and planting new habitat. Historic subsidence and erosion have resulted in shoreline elevations which are too low to support vegetation.				4,625.00	4,625.00	
IHW	45131	The Dow Chemical Company	08/03/2013	1.00:1	51,380.00	10,276.00	20,552.00	20,552.00	20,552.00
		POLLUTION PREVENTION	The contribution will be to the Friends of the River San Bernard for the Friends of the River San Bernard Natural Area Acquisition and Conservation Program, as set forth in the SEP Agreement referenced above between the Third Party Recipient and the TCEQ. The SEP offset amount will be used to preserve a contiguous wetland corridor along the San Bernard River in lower Fort Bend County.				20,552.00	20,552.00	
MSW	43778	Duval County	02/10/2013	1.00:1	8,915.00	1,783.00	0.00	7,132.00	7,132.00

* There are Multiple Respondent Names associated to this Case No.

Appendix 2: List of SEP's & SEP Projects - FY 2013

Single Program

	POLLUTION PREVENTION		Project shall coordinate collection events for local residents to bring in household hazardous waste such as paint, thinners, pesticides, oil and gas, corrosive cleaners, and fertilizers for proper disposal. Where available, the projects may also offer electronics collection and recycling. SEP funds shall be used for collection, recycling and disposal.				3,566.00	3,566.00
	POLLUTION PREVENTION		Project will coordinate with city and/or county government for the clean up of sites where trash and debris has been disposed of illegally. Eligible sites will be limited to those where a responsible party can not be identified, there is no preexisting obligation to clean up the site by the owner or the government, and reasonable efforts have already been taken to prevent the dumping.				3,566.00	3,566.00
PST	45684	Argos Ready Mix (South Central) Corp.	06/27/2013	1.00:1	2,954.00	590.00	1,182.00	1,182.00
	POLLUTION PREVENTION		Project shall coordinate collection events for local residents to bring in household hazardous waste such as paint, thinners, pesticides, oil and gas, corrosive cleaners, and fertilizers for proper disposal. Where available, the projects may also offer electronics collection and recycling. SEP funds shall be used for collection, recycling and disposal.				1,182.00	1,182.00
PST	44744	City of Pasadena	03/21/2013	1.00:1	6,300.00	1,260.00	0.00	5,040.00
	POLLUTION PREVENTION		Trash Bash is an annual event that entails the use of volunteers to clean up trash and pollutants from Galveston Bay and waterways in the San Jacinto watershed. The project has resulted in the removal of an average of 141.7 tons of trash and 729 abandoned tires annually from these waterways. SEP monies will pay for materials, supplies, disposal costs and transportation costs directly associated with the clean up of trash.				5,040.00	5,040.00
PST	45923	City of Houston	08/08/2013	1.00:1	5,000.00	1,000.00	0.00	4,000.00
	POLLUTION PREVENTION		The contribution will be to the Bayou Land Conservancy for the Spring Creek Greenway Project. The contribution will be used in accordance with the Supplemental Environmental Project Agreement between the Third-Party Recipient and the TCEQ (the "Project"). Specifically, this SEP will focus on preserving multiple tracts of land comprising approximately 1,000 acres in the riparian corridor east of FM 2978 and west of U.S. 59.				4,000.00	4,000.00
PST	45685	Alka Corporation	06/08/2013	1.00:1	3,893.00	778.00	1,558.00	1,557.00
	POLLUTION PREVENTION		Clean up of Illegal Dumpsites: Will collect and properly dispose of illegally dumped waste in Angelina County. Eligible sites will be limited to areas where a responsible party can not be identified and where there is no preexisting obligation to clean up the site by the owner. Eligible Counties: Angelina, Houston				1,557.00	1,557.00
PST	44091	City of Carrollton	10/26/2012	1.00:1	4,313.00	862.00	0.00	3,451.00
	POLLUTION PREVENTION		RC&D will coordinate with local city and county government officials to clean-up sites where tires have been disposed of illegally. Contributions will be used to clean up illegal tire sites.				3,451.00	3,451.00
PST	45438	Texas Department of Criminal Justice	06/01/2013	1.00:1	3,375.00	675.00	0.00	2,700.00
	POLLUTION PREVENTION		Project will repair or replace failing water systems or on-site wastewater systems for low-income homeowners. SEP funds will be used to pay for the labor and material costs related to repairing or replacing the failing systems. The recipients will not be charged for the cost of replacing or repairing the failing system.				2,700.00	2,700.00
PST	45765	Channelview ISD	06/08/2013	1.00:1	3,375.00	675.00	0.00	2,700.00

* There are Multiple Respondent Names associated to this Case No.

Appendix 2: List of SEP's & SEP Projects - FY 2013

Single Program

		POLLUTION PREVENTION	Trash Bash is an annual event that entails the use of volunteers to clean up trash and pollutants from Galveston Bay and waterways in the San Jacinto watershed. The project has resulted in the removal of an average of 141.7 tons of trash and 729 abandoned tires annually from these waterways. SEP monies will pay for materials, supplies, disposal costs and transportation costs directly associated with the clean up of trash.	2,700.00	2,700.00				
PST	44041	Texas Department of Transportation	06/01/2013	1.00:1	1,875.00	375.00	0.00	1,500.00	1,500.00
		POLLUTION PREVENTION	The contribution will be used in accordance with the SEP between the Third-Party Recipient and the TCEQ. Specifically, the contribution will be used to reduce nitrogen oxides, volatile organic compounds, carbon monoxide, and particulate matter emissions by replacing older diesel buses with newer buses that meet more stringent emission standards.	1,500.00				1,500.00	1,500.00
PST	44893	Pine Tree Independent School District	06/03/2013	1.00:1	18,500.00	3,700.00	0.00	14,800.00	14,800.00
		POLLUTION REDUCTION	Shall install the drainage system that will tie into the existing municipal drainage system in order to significantly reduce or eliminate siltation and erosion downstream	14,800.00				14,800.00	14,800.00
PST	44364	Texas Department of Transportation	04/07/2013	1.00:1	2,813.00	562.00	0.00	2,251.00	2,251.00
		POLLUTION PREVENTION	Houston Arboretum and Nature Center - Hurricane Ike Habitat Restoration and Removal of Invasive Species: The Project will restore the native wildlife habitat at the Arboretum which is located in a highly urban area.	2,251.00				2,251.00	2,251.00
PST	42905	Texas Department of Transportation	01/12/2013	1.00:1	2,250.00	450.00	0.00	1,800.00	1,800.00
		POLLUTION PREVENTION	Project will coordinate with city and/or county government for hte clean up of sites where trash and debris has been disposed of illegally. Eligible sites will be limited to those where a responsible party can not be identified, there is no preexisting obligation to clean up the site by the owner or the government, and reasonable efforts have already been taken to prevent the dumping.	1,800.00				1,800.00	1,800.00
PST	43689	Harris County	09/16/2012	1.00:1	2,250.00	450.00	0.00	1,800.00	1,800.00
		POLLUTION PREVENTION	Contributions will be used to pay for labor and materials costs associated with implementing the Marsh Mania Project, which include restoring shoreline elevations, growing plants for shoreline restoration, and planting new habitat.	1,800.00				1,800.00	1,800.00
PST	43722	Hemphill Independent School District	09/30/2012	1.00:1	4,500.00	900.00	0.00	3,600.00	3,600.00
		POLLUTION PREVENTION	Hurricane Ike Habitat Restoration and Removal of Invasive Species: The Project will restore the native wildlife habitat at the Arboretum which is located in a highly urban area. The restored forest will enhance water quality by serving as a filter for nutrients and other heavy metals thereby reducing the amount of pollutants reaching Buffalo Bayou.	3,600.00				3,600.00	3,600.00
PST	44600	Durham School Services, L.P.	03/03/2013	1.00:1	3,188.00	637.00	1,276.00	1,275.00	1,275.00
		POLLUTION PREVENTION	Project shall coordinate collection events for local residents to bring in household hazardous waste such as paint, thinners, pesticides, oil and gas, corrosive cleaners, and fertilizers for proper disposal. Where available, the projects may also offer electronics collection and recycling. SEP funds shall be used for collection, recycling and disposal.	637.00				637.00	637.00
		POLLUTION PREVENTION	Project will coordinate with city and/or county government for hte clean up of sites where trash and debris has been disposed of illegally. Eligible sites will be limited to those where a responsible party can not be identified, there is no preexisting obligation to clean up the site by the owner or the government, and reasonable efforts have already been taken to prevent the dumping. SEP funds shall be used for the direct cost of collection and disposal of the trash and debris.	638.00				638.00	638.00

* There are Multiple Respondent Names associated to this Case No.

Appendix 2: List of SEP's & SEP Projects - FY 2013

Single Program

PST	45612	Connel Oil Corp.	06/08/2013	1.00:1	3,375.00	675.00	1,350.00	1,350.00	1,350.00
		POLLUTION PREVENTION	The contribution will be to the Trans-Pecos Water & Land Trust for the Trans-Pecos Water Rights Acquisition Project. The contribution will be used in accordance with the Supplemental Environmental Project between the Third-Party Recipient and the TCEQ (the "Project"). Specifically, the SEP Offset Amount will be used to acquire, by lease or purchase, surface water rights from various owners of existing water rights in the Rio Grande River Basin in Texas.					1,350.00	1,350.00
PST	43637	Walker County	10/27/2012	1.00:1	11,500.00	2,300.00	0.00	9,200.00	9,200.00
		POLLUTION PREVENTION	Project will repair or replace failing water systems or on-site wastewater systems for low-income homeowners. SEP funds will be used to pay for the labor and material costs related to repairing or replacing the failing systems. The recipients will not be charged for the cost of replacing or repairing the failing system.					9,200.00	9,200.00
PST	45212	City of Wharton	05/11/2013	1.00:1	3,375.00	675.00	0.00	2,700.00	2,700.00
		POLLUTION PREVENTION	The Respondent shall contribute the SEP offset amount to the Third Party Recipient named above. The contribution will be to the Friends of the River San Bernard for the Friends of the River San Bernard Natural Area Acquisition and Conservation Program, as set forth in the SEP Agreement referenced above between the Third Party Recipient and the TCEQ. The SEP offset amount will be used to preserve a contiguous wetland corridor along the San Bernard River in lower Fort Bend County. Ducks Unlimited has protected an adjacent 114 acre tract with two conservation easements, but the contiguity of this wetland corridor greatly depends on the acquisition and preservation of the remaining acreage.					2,700.00	2,700.00
PST	45190	City of Stephenville	05/02/2013	1.00:1	2,813.00	562.00	0.00	2,251.00	2,251.00
		POLLUTION PREVENTION	RC&D will coordinate with local city and county government officials to clean-up sites where tires have been disposed of illegally. Contributions will be used to clean up illegal tire sites. Eligible sites will be limited to areas where a responsible party can not be identified and where there is no preexisting obligation to clean up the site by the owner or government. SEP monies will be used for the direct cost of collection and disposal of debris and tires.					2,251.00	2,251.00
PST	45531	Denton County	08/08/2013	1.00:1	2,813.00	562.00	0.00	2,251.00	2,251.00
		POLLUTION PREVENTION	Project shall coordinate collection events for local residents to bring in household hazardous waste such as paint, thinners, pesticides, oil and gas, corrosive cleaners, and fertilizers for proper disposal. Where available, the projects may also offer electronics collection and recycling. SEP funds shall be used for collection, recycling and disposal.					2,251.00	2,251.00
PST	44390	Wharton County	03/21/2013	1.00:1	5,000.00	1,000.00	0.00	4,000.00	4,000.00
		POLLUTION PREVENTION	The contribution will be to the Friends of the River San Bernard for the Friends of the River San Bernard Natural Area Acquisition and Conservation Program, as set forth in the SEP Agreement referenced above between the Third Party Recipient and the TCEQ. The SEP offset amount will be used to preserve a contiguous wetland corridor along the San Bernard River in lower Fort Bend County.					4,000.00	4,000.00
PST	43266	Texas Department of Transportation	09/16/2012	1.00:1	2,500.00	500.00	0.00	2,000.00	2,000.00
		POLLUTION PREVENTION	Railroad Commission of Texas - Alternative Fuels Clean School Bus Replacement Program. The contribution will be used in accordance with the SEP between the Third-Party Recipient and the TCEQ.					2,000.00	2,000.00
PST	44670	Harris County	03/03/2013	1.00:1	1,875.00	375.00	0.00	1,500.00	1,500.00

* There are Multiple Respondent Names associated to this Case No.

Appendix 2: List of SEP's & SEP Projects - FY 2013

Single Program

	POLLUTION PREVENTION	The contribution will be to the Bayou Land Conservancy for the Spring Creek Greenway Project. The contribution will be used in accordance with the Supplemental Environmental Project Agreement between the Third-Party Recipient and the TCEQ (the "Project"). Specifically, this SEP will focus on preserving multiple tracts of land comprising approximately 1,000 acres in the riparian corridor east of FM 2978 and west of U.S. 59.	1,500.00	1,500.00					
PST	43559	Texas Department of Transportation	06/01/2013	1.00:1	5,000.00	1,000.00	0.00	4,000.00	4,000.00
	POLLUTION PREVENTION	Railroad Commission of Texas - Alternative Fuels Clean School Bus Replacement Program. The contribution will be used in accordance with the SEP between the Third-Party Recipient and the TCEQ.						4,000.00	4,000.00
PST	44102	Veslan Properties, Inc.	12/16/2012	1.00:1	3,750.00	750.00	1,500.00	1,500.00	1,500.00
	POLLUTION PREVENTION	The SEP Offset Amount will be used to restore the 600-acre upland habitat at the Mitchell Lake Audubon Center and Sanctuary by removing non-native, exotic plant species and re-establishing native grasses, forbs, and woody vegetation. Native plants that will provide maximum benefit for the wildlife of Mitchell Lake will be reintroduced throughout the uplands. The SEP will be performed in accordance with all federal, state, and local environmental laws and regulations.						1,500.00	1,500.00
PST	43482	Brazos County	10/11/2012	1.00:1	6,250.00	0.00	0.00	6,250.00	6,250.00
	CLEAN UP	Respondent will contribute to the Texas Association of Resource Conservation and Development Areas, Inc. ("RC&D") for the Cleanup of Unauthorized Trash Dumps.						6,250.00	6,250.00
PST	45816	Stripes LLC	06/27/2013	1.00:1	6,750.00	1,350.00	2,700.00	2,700.00	2,700.00
	POLLUTION PREVENTION	Project shall coordinate collection events for local residents to bring in household hazardous waste such as paint, thinners, pesticides, oil and gas, corrosive cleaners, and fertilizers for proper disposal. Where available, the projects may also offer electronics collection and recycling. SEP funds shall be used for collection, recycling and disposal.						2,700.00	2,700.00
PWS	44748	Brazoria County Water Corporation	03/21/2013	1.00:1	450.00	90.00	180.00	180.00	180.00
	POLLUTION PREVENTION	Contributions will be used to pay for labor and materials costs associated with implementing the Marsh Mania Project, which include restoring shoreline elevations, growing plants for shoreline restoration, and planting new habitat.						180.00	180.00
PWS	44808	City of Plainview	06/03/2013	1.00:1	15,822.00	3,164.00	0.00	12,658.00	12,658.00
	POLLUTION PREVENTION	Project shall coordinate collection events for local residents to bring in household hazardous waste such as paint, thinners, pesticides, oil and gas, corrosive cleaners, and fertilizers for proper disposal. Where available, the projects may also offer electronics collection and recycling. SEP funds shall be used for collection, recycling and disposal.						12,658.00	12,658.00
WATER	44206	Garrett Flying Service, Inc.	04/21/2013	1.00:1	7,411.00	1,482.00	2,965.00	2,964.00	2,964.00
	POLLUTION PREVENTION	Brazoria County shall provide assistance to low income homeowners to repair or replace existing open, failing, or inadequately designed drinking water wells or to connect the household to central water service and plug the existing well.						2,964.00	2,964.00
WATER	43509	Thomas Hayre *	09/16/2012	1.00:1	2,500.00	500.00	1,000.00	1,000.00	1,000.00
	POLLUTION PREVENTION	The contribution will be to the Trans-Pecos Water & Land Trust for the Trans-Pecos Water Rights Acquisition Project. The contribution will be used in accordance with the Supplemental Environmental Project between the Third-Party Recipient and the TCEQ (the "Project").						1,000.00	1,000.00
WATER	44292	Somervell County	04/07/2013	1.00:1	50,500.00	10,100.00	0.00	40,400.00	40,400.00
	POLLUTION PREVENTION	Project will repair or replace failing water systems or on-site wastewater systems for low-income homeowners. SEP funds will be used to pay for the labor and material costs related to repairing or replacing the failing systems.						40,400.00	40,400.00

* There are Multiple Respondent Names associated to this Case No.

Appendix 2: List of SEP's & SEP Projects - FY 2013

Single Program

WQ	43059	City of Blanket	05/02/2013	1.00:1	7,257.00	0.00	0.00	7,257.00	7,257.00
		POLLUTION REDUCTION	Custom SEP: Respondent shall hold a one-day city-wide collection event to allow residents to dispose of tires, broken furniture, household chemicals, used paint, appliances without Freon, old mattresses, old carpet and padding, water heaters, junk metal, car batteries, computers and other electronics, pallets, and brush (Project 1). Respondent shall perform an erosion control project on the creek crossings on County Road 620 ("CR620"), latitude 31.817891, longitude -98.788827 and the creek crossing on Avenue "I," latitude 31.820793, longitude -98.788557 (Project 2).					7,257.00	7,257.00
WQ	44269	ConocoPhillips Company	08/03/2013	1.00:1	37,500.00	7,500.00	15,000.00	15,000.00	15,000.00
		POLLUTION PREVENTION	The contribution will be to the Friends of the River San Bernard for the Friends of the River San Bernard Natural Area Acquisition and Conservation Program, as set forth in the SEP Agreement referenced above between the Third Party Recipient and the TCEQ. The SEP offset amount will be used to preserve a contiguous wetland corridor along the San Bernard River in lower Fort Bend County.					15,000.00	15,000.00
WQ	42232	City of Hubbard	02/10/2013	1.00:1	52,708.00	10,541.00	0.00	42,167.00	42,167.00
		POLLUTION REDUCTION	Remove the existing bar screen and install a manually-cleaned course screening device and a bypass channel at the WWTP					42,167.00	42,167.00
WQ	44194	Port of Houston Authority	04/07/2013	1.00:1	8,250.00	1,650.00	0.00	6,600.00	6,600.00
		POLLUTION PREVENTION	Houston Arboretum and Nature Center - Hurricane Ike Habitat Restoration and Removal of Invasive Species: The Project will restore the native wildlife habitat at the Arboretum which is located in a highly urban area.					3,300.00	3,300.00
		POLLUTION PREVENTION	The contribution will be to the Bayou Land Conservancy for the Spring Creek Greenway Project. The contribution will be used in accordance with the Supplemental Environmental Project Agreement between the Third-Party Recipient and the TCEQ.					3,300.00	3,300.00
WQ	41819	City of Van Alstyne	12/15/2012	1.00:1	30,845.00	0.00	0.00	30,845.00	30,845.00
		POLLUTION PREVENTION	Project shall coordinate collection events for local residents to bring in household hazardous waste such as paint, thinners, pesticides, oil and gas, corrosive cleaners, and fertilizers for proper disposal. Where available, the projects may also offer electronics collection and recycling. SEP funds shall be used for collection, recycling and disposal.					30,845.00	30,845.00
WQ	43464	City of Marlin	11/30/2012	1.00:1	9,000.00	1,800.00	0.00	7,200.00	7,200.00
		POLLUTION REDUCTION	Respondent shall hold two (2) two-day city-wide collection events to allow residents to dispose of tires, appliances w/o Freon, and electronics.					7,200.00	7,200.00
WQ	44902	Texas Trucking Company Incorporated	04/07/2013	1.00:1	6,250.00	1,250.00	2,500.00	2,500.00	2,500.00
		POLLUTION PREVENTION	The contribution will be to the Austin Parks Foundation for the Restoration and Rehabilitation of the Barton Springs Pool Bypass Tunnel. The contribution will be used in accordance with the Supplemental Environmental Project Agreement between the Third-Party Recipient and the TCEQ. The deteriorated condition of the Barton Springs Pool Bypass tunnel results in a significant increase of pollutants from urban runoff into the pool.					2,500.00	2,500.00
WQ	43886	City of Thornton	06/13/2013	1.00:1	72,012.00	0.00	0.00	72,012.00	72,012.00
		POLLUTION REDUCTION	SEP Offset Amount shall be used for materials, supplies, equipment, and engineering services for one or more of the following: Weir gate, flow meter, variable-speed drives for sludge pumps, smoke test, and electronic equipment building construction					72,012.00	72,012.00
WQ	44442	Trophy Club Municipal Utility District 1	06/03/2013	1.00:1	50,500.00	10,100.00	0.00	40,400.00	40,400.00

* There are Multiple Respondent Names associated to this Case No.

Appendix 2: List of SEP's & SEP Projects - FY 2013

Single Program

		POLLUTION PREVENTION	Project shall coordinate collection events for local residents to bring in household hazardous waste such as paint, thinners, pesticides, oil and gas, corrosive cleaners, and fertilizers for proper disposal. Where available, the projects may also offer electronics collection and recycling. SEP funds shall be used for collection, recycling and disposal.				40,400.00	40,400.00
WQ	43786	Tall Timbers Utility Company, Inc. *	08/03/2013	1.00:1	60,000.00	0.00	30,000.00	30,000.00
		POLLUTION PREVENTION	Project will repair or replace failing water systems or on-site wastewater systems for low-income homeowners. SEP funds will be used to pay for the labor and material costs related to repairing or replacing the failing systems. The recipients will not be charged for the cost of replacing or repairing the failing system.				30,000.00	30,000.00
WQ	44676	San Antonio Water System	04/07/2013	1.00:1	39,375.00	0.00	0.00	39,375.00
		POLLUTION PREVENTION	Performing Party shall establish, operate and maintain water quality monitoring stations in streams, lakes, rivers, or other water bodies within one hundred miles of San Marcos, Texas. The stations will consist of ambient water quality monitoring instruments, meteorological instruments, and ancillary equipment. The primary objective of these new monitoring stations is to provide continuous monitoring of area water quality.				39,375.00	39,375.00
WQ	43274	City of Bishop	06/13/2013	1.00:1	35,880.00	0.00	0.00	35,880.00
		POLLUTION PREVENTION	RC&D will coordinate with local city and county government officials to clean-up sites where tires have been disposed of illegally. Contributions will be used to clean up illegal tire sites. Eligible sites will be limited to areas where a responsible party can not be identified and where there is no preexisting obligation to clean up the site by the owner or government.				35,880.00	35,880.00
WQ	45057	Texas Department of Criminal Justice	06/03/2013	1.00:1	11,550.00	0.00	0.00	11,550.00
		POLLUTION PREVENTION	Brazoria County shall provide assistance to low income homeowners to repair or replace failing or inadequately designed On-Site Sewage Facilities (OSSFs) within the county. Many of the OSSFs currently in operation in Brazoria County are substandard and result in the release of sewage in residential areas, public rights-of-way, and waterways.				11,550.00	11,550.00
WQ	43822	Woodmark Utilities, Inc. *	08/26/2013	1.00:1	47,182.00	0.00	23,591.00	23,591.00
		POLLUTION PREVENTION	Project will repair or replace failing water systems or on-site wastewater systems for low-income homeowners. SEP funds will be used to pay for the labor and material costs related to repairing or replacing the failing systems. The recipients will not be charged for the cost of replacing or repairing the failing system.				23,591.00	23,591.00
WQ	44232	City of Whitney	04/27/2013	1.00:1	7,820.00	1,564.00	0.00	6,256.00
		POLLUTION REDUCTION	Custom SEP: hold a one-day household hazardous waste collection event at no cost for city residents.				6,256.00	6,256.00
WQ	42122	Lamberti USA, Incorporated	04/27/2013	1.00:1	64,129.00	0.00	32,065.00	32,064.00
		ENVIRONMENTAL ENHANCEMENT	Pre-approved contribution to 3P Recipient				32,064.00	32,064.00
WQ	44987	Houston Refining LP	06/03/2013	1.00:1	22,500.00	4,500.00	9,000.00	9,000.00
		POLLUTION PREVENTION	SEP Offset Amount will be used to design and install a gate to trap floatable debris, trash, and oil that will be removed from the stream before flowing into Armand Bayou and Galveston Bay. The Third-Party Recipient shall use the SEP Offset Amount to pay a contractor to design, fabricate, install and maintain the Gate which will be located in the Preston Avenue median ditch between Fairmont Parkway and Crenshaw Road in Pasadena, Texas. The Gate will be designed to remove debris, but not cause flooding.				9,000.00	9,000.00
WQ	44408	NANCY N. RABB PROPERTIES, LTD.	03/03/2013	1.00:1	3,000.00	600.00	1,200.00	1,200.00

* There are Multiple Respondent Names associated to this Case No.

Appendix 2: List of SEP's & SEP Projects - FY 2013

Single Program

	POLLUTION PREVENTION	Performing Party shall establish, operate and maintain water quality monitoring stations in streams, lakes, rivers, or other water bodies within one hundred miles of San Marcos, Texas. The stations will consist of ambient water quality monitoring instruments, meteorological instruments, and ancillary equipment. The primary objective of these new monitoring stations is to provide continuous monitoring of area water quality.	1,200.00	1,200.00					
WQ	44267	Calpine Hidalgo Energy Center, L.P. *	01/12/2013	1.00:1	4,515.00	903.00	0.00	3,612.00	3,612.00
	POLLUTION PREVENTION	The SEP Offset Amount will be used to acquire, by lease or purchase, surface water rights from various owners of existing water rights in the Rio Grande River Basin in Texas. Within 30 days after water rights are acquired, Third-Party Recipient shall then apply to TCEQ to administratively amend the water rights permit or certificate of adjudication (collectively referred to as "permit") pursuant to Water Code, Section 11.0237.	3,612.00	3,612.00					
WQ	42506	City of Celina	02/24/2013	1.00:1	26,030.00	0.00	0.00	26,030.00	26,030.00
	POLLUTION REDUCTION	Shall utilize a rented sewer vacuum truck in order to remove silt, grease, and waste solids from various components of the wastewater system	26,030.00	26,030.00					
WQ	43004	City of Arlington	12/15/2012	1.00:1	11,250.00	0.00	0.00	11,250.00	11,250.00
	POLLUTION REDUCTION	Respondent shall purchase a litter trailer for public use in local clean-up efforts.	11,250.00	11,250.00					
WQ	44631	BOES, BARRY	06/01/2013	1.00:1	6,750.00	1,350.00	2,700.00	2,700.00	2,700.00
	POLLUTION PREVENTION	Performing Party shall establish, operate and maintain water quality monitoring stations in streams, lakes, rivers, or other water bodies within one hundred miles of San Marcos, Texas. The stations will consist of ambient water quality monitoring instruments, meteorological instruments, and ancillary equipment.	2,700.00	2,700.00					
WQ	46057	City of Cleveland	06/08/2013	1.00:1	1,375.00	275.00	0.00	1,100.00	1,100.00
	POLLUTION PREVENTION	Project will repair or replace failing water systems or on-site wastewater systems for low-income homeowners. SEP funds will be used to pay for the labor and material costs related to repairing or replacing the failing systems. The recipients will not be charged for the cost of replacing or repairing the failing system. Benefit: Protect water sources for drinking, recreation and wildlife from contamination from the failing treatment systems; protect public health from contaminated drinking water supplies.	1,100.00	1,100.00					
WQ	43750	City of Commerce	10/27/2012	1.00:1	12,225.00	0.00	0.00	12,225.00	12,225.00
	POLLUTION PREVENTION	RC&D will coordinate with local city and county government officials to clean-up sites where tires have been disposed of illegally. Contributions will be used to clean up illegal tire sites. Eligible sites will be limited to areas where a responsible party can not be identified and where there is no preexisting obligation to clean up the site by the owner or government.	12,225.00	12,225.00					
WQ	45099	City of Georgetown	06/03/2013	1.00:1	15,000.00	3,000.00	0.00	12,000.00	12,000.00
	POLLUTION PREVENTION	Project shall coordinate collection events for local residents to bring in household hazardous waste such as paint, thinners, pesticides, oil and gas, corrosive cleaners, and fertilizers for proper disposal. Where available, the projects may also offer electronics collection and recycling. SEP funds shall be used for collection, recycling and disposal.	12,000.00	12,000.00					
WQ	45944	City of Houston	08/03/2013	1.00:1	27,189.00	0.00	0.00	27,189.00	27,189.00
	POLLUTION PREVENTION	This SEP will focus on preserving multiple tracts of land comprising approximately 1,000 acres in the riparian corridor east of FM 2978 and west of U.S. 59. The Third-Party Recipient shall use SEP Funds to acquire conservation easements on these tracts to provide permanent protection and stewardship of these lands and waters. The Third-Party Recipient shall also use SEP Funds to conduct restoration work, including tree plantings, on these tracts, as needed.	27,189.00	27,189.00					

* There are Multiple Respondent Names associated to this Case No.

Appendix 2: List of SEP's & SEP Projects - FY 2013

Single Program

WQ	44273	Texas Department of Transportation	05/02/2013	1.00:1	13,500.00	0.00	0.00	13,500.00	13,500.00
		POLLUTION PREVENTION	Project will repair or replace failing water systems or on-site wastewater systems for low-income homeowners. SEP funds will be used to pay for the labor and material costs related to repairing or replacing the failing systems. The recipients will not be charged for the cost of replacing or repairing the failing system.					13,500.00	13,500.00
WQ	45587	City of Rogers	06/27/2013	1.00:1	13,188.00	2,637.00	0.00	10,551.00	10,551.00
		POLLUTION PREVENTION	Project shall coordinate collection events for local residents to bring in household hazardous waste such as paint, thinners, pesticides, oil and gas, corrosive cleaners, and fertilizers for proper disposal. Where available, the projects may also offer electronics collection and recycling. SEP funds shall be used for collection, recycling and disposal.					10,551.00	10,551.00
WQ	44416	City of Hereford	04/27/2013	1.00:1	10,499.00	2,099.00	0.00	8,400.00	8,400.00
		POLLUTION PREVENTION	RC&D will coordinate with local city and county government officials to clean-up sites where tires have been disposed of illegally. Contributions will be used to clean up illegal tire sites. Eligible sites will be limited to areas where a responsible party can not be identified and where there is no preexisting obligation to clean up the site by the owner or government. SEP monies will be used for the direct cost of collection and disposal of debris and tires.					8,400.00	8,400.00
WQ	43228	City of Kennard	11/30/2012	1.00:1	54,502.00	0.00	0.00	54,502.00	54,502.00
		POLLUTION REDUCTION	Installation of WWTP Effluent Disinfection System					54,502.00	54,502.00
WQ	43340	City of Fort Worth	10/27/2012	1.00:1	15,625.00	0.00	0.00	15,625.00	15,625.00
		POLLUTION PREVENTION	Project will repair or replace failing water systems or on-site wastewater systems for low-income homeowners.					15,625.00	15,625.00
WQ	43908	Gulf West Landfill TX, LP	11/11/2012	1.00:1	2,135.00	427.00	854.00	854.00	854.00
		POLLUTION PREVENTION	Contributions will be used to pay for labor and materials costs associated with implementing the Marsh Mania Project, which include restoring shoreline elevations, growing plants for shoreline restoration, and planting new habitat.					854.00	854.00
WQ	44409	Geo Specialty Chemicals, Inc.	04/07/2013	1.00:1	10,725.00	2,145.00	4,290.00	4,290.00	4,290.00
		POLLUTION PREVENTION	SEP Offset Amount will be used to design and install a gate to trap floatable debris, trash, and oil that will be removed from the stream before flowing into Armand Bayou and Galveston Bay. The Third-Party Recipient shall use the SEP Offset Amount to pay a contractor to design, fabricate, install and maintain the Gate which will be located in the Preston Avenue median ditch between Fairmont Parkway and Crenshaw Road in Pasadena, Texas.					4,290.00	4,290.00
WQ	43245	E. I. du Pont de Nemours and Company	11/11/2012	1.00:1	91,125.00	18,225.00	36,450.00	36,450.00	36,450.00
		POLLUTION PREVENTION	Contributions will be used to pay for labor and materials costs associated with implementing the Marsh Mania Project, which include restoring shoreline elevations, growing plants for shoreline restoration, and planting new habitat.					36,450.00	36,450.00
WQ	43462	City of Gunter	03/09/2013	1.00:1	7,667.00	1,533.00	0.00	6,134.00	6,134.00
		POLLUTION REDUCTION	Shall hire a contractor to remove sludge, re-stabilize four pond embankments, and install deeper baffles at WWTP					6,134.00	6,134.00
WQ	44874	Huntsman Propylene Oxide LLC *	06/03/2013	1.00:1	36,800.00	7,360.00	14,720.00	14,720.00	14,720.00
		POLLUTION PREVENTION	The Big Thicket National Preserve is a heavily forested area in southeast Texas that spans approximately 105,684 acres. The Preserve ranges through 250 miles of waterways across seven east Texas counties (Hardin, Jefferson, Orange, Jasper, Liberty, Polk, and Tyler Counties). The Neches River forms the eastern boundary. The Preserve is one of the most biologically diverse ecosystems in the world. In 2001, the Preserve was named a Globally Important Birding Area. In 2007 the Neches River was named in the top 10 Most Endangered Rivers by the American Rivers Association.					14,720.00	14,720.00

* There are Multiple Respondent Names associated to this Case No.

Appendix 2: List of SEP's & SEP Projects - FY 2013

Single Program

WQ	44492	City of Stockdale	05/11/2013	1.00:1	7,012.00	1,402.00	0.00	5,610.00	5,610.00
		POLLUTION PREVENTION	Project shall coordinate collection events for local residents to bring in household hazardous waste such as paint, thinners, pesticides, oil and gas, corrosive cleaners, and fertilizers for proper disposal. Where available, the projects may also offer electronics collection and recycling. SEP funds shall be used for collection, recycling and disposal.					5,610.00	5,610.00
WQ	42941	City of Leander	09/29/2012	1.00:1	33,000.00	0.00	0.00	33,000.00	33,000.00
		CLEAN UP	Respondent shall hold a one-day event for collecting tires, household hazardous waste, and large, bulky municipal solid waste including, but not limited to paint, used furniture, old mattresses, broken fences, and brush.					33,000.00	33,000.00
WQ	44428	City of Electra	02/03/2013	1.00:1	4,850.00	970.00	0.00	3,880.00	3,880.00
		POLLUTION PREVENTION	Project shall coordinate collection events for local residents to bring in household hazardous waste such as paint, thinners, pesticides, oil and gas, corrosive cleaners, and fertilizers for proper disposal. Where available, the projects may also offer electronics collection and recycling. SEP funds shall be used for collection, recycling and disposal.					3,880.00	3,880.00
WQ	44248	City of Alto	05/02/2013	1.00:1	7,500.00	1,500.00	0.00	6,000.00	6,000.00
		POLLUTION REDUCTION	The SEP Offset Amount shall be used for materials, supplies, and equipment for one or more of the following: bubble diffuser assemblies, weights and caps, diffuser sheaths and manufacturer's manual					6,000.00	6,000.00
WQ	42234	City Of Lockney	02/24/2013	1.00:1	20,475.00	4,095.00	0.00	16,380.00	16,380.00
		POLLUTION PREVENTION	Project will coordinate with city and/or county government for hte clean up of sites where trash and debris has been disposed of illegally. Eligible sites will be limited to those where a responsible party can not be identified, there is no preexisting obligation to clean up the site by the owner or the government, and reasonable efforts have already been taken to prevent the dumping.					16,380.00	16,380.00
WQ	44219	City of Bullard	05/02/2013	1.00:1	15,600.00	3,120.00	0.00	12,480.00	12,480.00
		POLLUTION REDUCTION	Compliance SEP: replace approx. 220 ft. of 6-in sewer line; set manhole; replace two bad taps					12,480.00	12,480.00
WQ	44911	City of Austin	04/07/2013	1.00:1	10,001.00	0.00	0.00	10,001.00	10,001.00
		POLLUTION PREVENTION	The contribution will be to the Travis Audubon Society, Inc. for the Baker Sanctuary Fence Project Phase III. The contribution will be used in accordance with the Supplemental Environmental Project between the Third-Party Recipient and the TCEQ (the "Project"). Specifically, the SEP Offset Amount will be used to install an eight-foot tall game fence along 1,900 feet of the northern end of the Baker Sanctuary in order to prevent erosion and habitat destruction from the deer. The Third-Party Recipient owns the Baker Sanctuary; a 690 acre habitat preserve located in northwest Travis County for state and federally endangered Golden-cheeked Warbler and other wildlife.					10,001.00	10,001.00
WQ	43877	City of Brazoria	02/24/2013	1.00:1	9,920.00	1,984.00	0.00	7,936.00	7,936.00
		POLLUTION PREVENTION	RC&D will coordinate with local city and county government officials to clean-up sites where tires have been disposed of illegally. Contributions will be used to clean up illegal tire sites. Eligible sites will be limited to areas where a responsible party can not be identified and where there is no preexisting obligation to clean up the site by the owner or government.					7,936.00	7,936.00
WQ	43621	City of Springtown	10/27/2012	1.00:1	30,350.00	0.00	0.00	30,350.00	30,350.00
		POLLUTION PREVENTION	Project will repair or replace failing water systems or on-site wastewater systems for low-income homeowners.					30,350.00	30,350.00
WQ	42595	North Texas Municipal Water District	04/07/2013	1.00:1	46,937.00	0.00	0.00	46,937.00	46,937.00

* There are Multiple Respondent Names associated to this Case No.

Appendix 2: List of SEP's & SEP Projects - FY 2013

Single Program

	POLLUTION PREVENTION	Project will repair or replace failing water systems or on-site wastewater systems for low-income homeowners. SEP funds will be used to pay for the labor and material costs related to repairing or replacing the failing systems.	46,937.00	46,937.00					
WQ	44790	BASF FINA Petrochemicals Limited Partnership	08/26/2013	1.00:1	14,250.00	0.00	7,125.00	7,125.00	7,125.00
	POLLUTION PREVENTION	The Big Thicket National Preserve is a heavily forested area in southeast Texas that spans approximately 105,684 acres. The Preserve ranges through 250 miles of waterways across seven east Texas counties (Hardin, Jefferson, Orange, Jasper, Liberty, Polk, and Tyler Counties).	7,125.00	7,125.00					
WQ	43164	City of Asherton	04/07/2013	1.00:1	25,680.00	0.00	0.00	25,680.00	25,680.00
	POLLUTION REDUCTION	SEP Offset Amount shall be used to purchase parallel pumps, motors, and panel electrical control boxes with alarms for each lift station	25,680.00	25,680.00					
WQ	44729	EAST CEDAR CREEK FWSD	04/07/2013	1.00:1	4,800.00	960.00	0.00	3,840.00	3,840.00
	POLLUTION PREVENTION	Project shall coordinate collection events for local residents to bring in household hazardous waste such as paint, thinners, pesticides, oil and gas, corrosive cleaners, and fertilizers for proper disposal. Where available, the projects may also offer electronics collection and recycling. SEP funds shall be used for collection, recycling and disposal.	3,840.00	3,840.00					
WQ	45855	Pilgrim's Pride Corporation	08/26/2013	1.00:1	63,987.00	0.00	31,994.00	31,993.00	31,993.00
	POLLUTION PREVENTION	Project will repair or replace failing water systems or on-site wastewater systems for low-income homeowners. SEP funds will be used to pay for the labor and material costs related to repairing or replacing the failing systems.	31,993.00	31,993.00					
WQ	45543	Air Liquide Large Industries U.S. LP	06/01/2013	1.00:1	4,970.00	994.00	1,988.00	1,988.00	1,988.00
	POLLUTION PREVENTION	Trash Bash is an annual event that entails the use of volunteers to clean up trash and pollutants from Galveston Bay and waterways in the San Jacinto watershed. The project has resulted in the removal of an average of 141.7 tons of trash and 729 abandoned tires annually from these waterways.	1,988.00	1,988.00					
WQ	45596	Bridgestone Retail Operations, LLC	05/02/2013	1.00:1	1,564.00	312.00	626.00	626.00	626.00
	POLLUTION PREVENTION	Respondent shall contribute the SEP offset amount to the Third-Party Recipient named above. The contribution will be to the Austin Parks Foundation for the Restoration and Rehabilitation of the Barton Springs Pool Bypass Tunnel.	626.00	626.00					
WQ	44751	City of Odessa	06/03/2013	1.00:1	7,937.00	1,587.00	0.00	6,350.00	6,350.00
	POLLUTION PREVENTION	Project shall coordinate collection events for local residents to bring in household hazardous waste such as paint, thinners, pesticides, oil and gas, corrosive cleaners, and fertilizers for proper disposal. Where available, the projects may also offer electronics collection and recycling. SEP funds shall be used for collection, recycling and disposal.	6,350.00	6,350.00					
WQ	43172	City of Mullin	02/10/2013	1.00:1	11,500.00	2,300.00	0.00	9,200.00	9,200.00
	POLLUTION REDUCTION	Respondent shall hire a certified contractor to vacuum out the clearwater effluent tank, cement around ten manholes and install manhole inflow protectors under each of the manhole covers	9,200.00	9,200.00					
WQ	45874	City of Moulton	06/27/2013	1.00:1	12,325.00	2,465.00	0.00	9,860.00	9,860.00
	POLLUTION PREVENTION	Project shall coordinate collection events for local residents to bring in household hazardous waste such as paint, thinners, pesticides, oil and gas, corrosive cleaners, and fertilizers for proper disposal. Where available, the projects may also offer electronics collection and recycling. SEP funds shall be used for collection, recycling and disposal.	9,860.00	9,860.00					
WQ	45893	City of Liberty Hill	08/08/2013	1.00:1	7,500.00	1,500.00	0.00	6,000.00	6,000.00

* There are Multiple Respondent Names associated to this Case No.

Appendix 2: List of SEP's & SEP Projects - FY 2013

Single Program

POLLUTION PREVENTION		Project will repair or replace failing water systems or on-site wastewater systems for low-income homeowners. SEP funds will be used to pay for the labor and material costs related to repairing or replacing the failing systems. The recipients will not be charged for the cost of replacing or repairing the failing system. Benefit: Protect water sources for drinking, recreation and wildlife from contamination from the failing treatment systems; protect public health from contaminated drinking water supplies.					6,000.00	6,000.00	
WQ	43758	Port of Houston Authority	10/13/2012	1.00:1	5,075.00	1,015.00	0.00	4,060.00	4,060.00
POLLUTION PREVENTION		Contributions will be used to pay for labor and materials costs associated with implementing the Marsh Mania Project, which include restoring shoreline elevations, growing plants for shoreline restoration, and planting new habitat.					4,060.00	4,060.00	
Count of Single Program Orders: 149			Total:	4,276,982.00	345,301.00	1,515,401.00	1,416,280.00	1,416,280.00	

* There are Multiple Respondent Names associated to this Case No.

Appendix 2: List of SEP's & SEP Projects - FY 2013

Multi-Media Program

Date Range Selected : 09/01/2012 - 08/31/2013

PGM	Case No.	Respondent Name	Effective Date	Ratio	Assessed Amt	Deferred Amt	Payable Amt	SEP Cost	SEP Offset
MM	41888	City of Big Spring	04/07/2013	1.00:1	13,015.00	0.00	0.00	13,015.00	13,015.00
		POLLUTION PREVENTION	RC&D will coordinate with local city and county government officials to clean-up sites where tires have been disposed of illegally. Contributions will be used to clean up illegal tire sites.					13,015.00	13,015.00
MM	45237	AG-Meier Industries, LLC	08/03/2013	1.00:1	15,375.00	3,075.00	6,150.00	6,150.00	6,150.00
		POLLUTION PREVENTION	Project will repair or replace failing water systems or on-site wastewater systems for low-income homeowners. SEP funds will be used to pay for the labor and material costs related to repairing or replacing the failing systems. The recipients will not be charged for the cost of replacing or repairing the failing system.					6,150.00	6,150.00
MM	43404	PMRT, Inc.	09/29/2012	1.00:1	37,233.00	7,446.00	14,894.00	14,893.00	14,893.00
		POLLUTION PREVENTION	Contributions will be used to pay for labor and materials costs associated with implementing the Marsh Mania Project, which include restoring shoreline elevations, growing plants for shoreline restoration, and planting new habitat.					14,893.00	14,893.00
MM	44094	New Birmingham Resources, LLC	02/10/2013	1.00:1	34,124.00	6,824.00	13,650.00	13,650.00	13,650.00
		POLLUTION PREVENTION	The contribution will be to The Conservation Fund for the Bunn's Lake Habitat Acquisition & Preservation Project. The contribution will be used in accordance with the SEP between the Third-Party Recipient and the TCEQ.					13,650.00	13,650.00
Count of Multi-Media Program Orders: 4				Total:	99,747.00	17,345.00	34,694.00	47,708.00	47,708.00
Grand Total Count of Orders: 153				Grand Total:	4,376,729.00	362,646.00	1,550,095.00	2,463,988.00	2,463,988.00

* There are Multiple Respondent Names associated to this Case No.

Appendix 3: List of Administrative Orders Issued FY2012

Singles Programs

Date Range Selected : 09/01/2011 - 08/31/2012

PGM	Case No.	Respondent Name	Docket#	County	Order Date	Penalty Assessed	Penalty Deferred	Payable Amount	SEP Offset
AQ	41266	Ballard Exploration Company, Inc.	2011-0352-AIR-E	LIBERTY	9/16/2011	\$32,500	\$6,500	\$26,000	\$0
AQ	41463	SPRINGER & SPRINGER, INC.	2011-0555-AIR-E	MONTGOMERY	9/16/2011	\$2,000	\$400	\$1,600	\$0
AQ	38434	Hamilton Oil, Inc.	2009-1561-AIR-E	VAL VERDE	9/16/2011	\$2,700	\$0	\$2,700	\$0
AQ	41158	KM Liquids Terminals LLC	2011-0250-AIR-E	HARRIS	9/16/2011	\$37,950	\$7,590	\$15,180	\$15,180
AQ	41555	Modisette Welding & Supply, LLC	2011-0657-AIR-E	GREGG	9/16/2011	\$1,050	\$210	\$840	\$0
AQ	41368	BP Amoco Chemical Company	2011-0461-AIR-E	GALVESTON	9/16/2011	\$2,354	\$470	\$1,884	\$0
AQ	41218	INVISTA S.a r.l.	2011-0310-AIR-E	VICTORIA	9/16/2011	\$5,625	\$1,125	\$2,250	\$2,250
AQ	41501	Red River Oilfield Services LLC	2011-0600-AIR-E	PARKER	9/16/2011	\$800	\$160	\$640	\$0
AQ	41265	Ballard Exploration Company, Inc.	2011-0353-AIR-E	LIBERTY	9/16/2011	\$32,500	\$6,500	\$26,000	\$0
AQ	41641	Borger Energy Associates, L.P.	2011-0741-AIR-E	HUTCHINSON	10/2/2011	\$1,060	\$212	\$848	\$0
AQ	41517	Total Petrochemicals & Refining USA, Inc.	2011-0603-AIR-E	HARRIS	10/2/2011	\$10,000	\$2,000	\$8,000	\$0
AQ	41233	ExxonMobil Oil Corporation	2011-0374-AIR-E	JEFFERSON	10/2/2011	\$10,000	\$2,000	\$4,000	\$4,000
AQ	41246	Anadarko E&P Company LP	2011-0360-AIR-E	PANOLA	10/2/2011	\$9,375	\$1,875	\$7,500	\$0
AQ	40691	Devon Energy Production Company, L.P.	2010-1830-AIR-E	*MULTIPLE	10/2/2011	\$72,777	\$14,554	\$58,223	\$0
AQ	41531	Veneerstone, LLC	2011-0623-AIR-E	COLLIN	10/2/2011	\$10,000	\$0	\$10,000	\$0
AQ	40911	INVISTA S.a r.l.	2010-2078-AIR-E	ORANGE	10/2/2011	\$14,850	\$2,970	\$5,940	\$5,940
AQ	41434	Equistar Chemicals, LP	2011-0530-AIR-E	HARRIS	10/2/2011	\$7,789	\$1,557	\$3,116	\$3,116
AQ	41478	Bar Constructors, Inc.	2011-0577-AIR-E	KAUFMAN	10/2/2011	\$2,100	\$420	\$840	\$840
AQ	41020	WTG Gas Processing, L.P.	2011-0122-AIR-E	HOWARD	10/2/2011	\$8,150	\$1,630	\$6,520	\$0
AQ	41383	Shell Oil Company	2011-0475-AIR-E	HARRIS	10/17/2011	\$10,000	\$0	\$5,000	\$5,000
AQ	38347	Albemarle Corporation	2009-1515-AIR-E	HARRIS	10/17/2011	\$1,823	\$364	\$1,459	\$0
AQ	41320	Oxy USA WTP LP	2011-0449-AIR-E	WINKLER	10/17/2011	\$3,750	\$750	\$3,000	\$0
AQ	41428	Flint Hills Resources Corpus Christi, LLC	2011-0529-AIR-E	NUECES	10/17/2011	\$6,650	\$1,330	\$5,320	\$0
AQ	41412	Chevron Phillips Chemical Company LP	2011-0506-AIR-E	BRAZORIA	10/17/2011	\$10,468	\$2,093	\$4,188	\$4,187
AQ	41215	Sand Hill Panola SWD #5 LLC	2011-0306-AIR-E	PANOLA	10/17/2011	\$4,806	\$961	\$3,845	\$0
AQ	39831	Valero Refining-Texas, L.P.	2010-0924-AIR-E	*MULTIPLE	11/3/2011	\$591,798	\$0	\$295,899	\$295,899
AQ	41235	ConocoPhillips Company	2011-0326-AIR-E	HUTCHINSON	11/3/2011	\$141,925	\$0	\$70,963	\$70,962
AQ	40297	Leading Edge Aviation Services Inc	2010-1408-AIR-E	POTTER	11/3/2011	\$45,500	\$0	\$45,500	\$0
AQ	41584	Firestone Polymers, LLC	2011-0655-AIR-E	ORANGE	11/3/2011	\$20,000	\$0	\$10,000	\$10,000
AQ	41518	Xtreme Collision Repair Inc.	2011-0604-AIR-E	COLLIN	11/3/2011	\$2,000	\$400	\$1,600	\$0
AQ	41514	INEOS USA LLC	2011-0614-AIR-E	BRAZORIA	11/3/2011	\$10,496	\$2,099	\$8,397	\$0
AQ	41471	NuStar Logistics, L.P.	2011-0569-AIR-E	GALVESTON	11/3/2011	\$6,100	\$1,220	\$2,440	\$2,440
AQ	41715	Hunt Oil Company	2011-0808-AIR-E	WILSON	11/3/2011	\$6,250	\$1,250	\$5,000	\$0
AQ	41570	Waste Management of Texas, Inc.	2011-0658-AIR-E	COMAL	11/18/2011	\$1,875	\$375	\$1,500	\$0
AQ	41532	Hidalgo County	2011-0622-AIR-E	HIDALGO	11/18/2011	\$3,000	\$600	\$2,400	\$0
AQ	39783	Diamond Shamrock Refining Company, L.P. *	2010-0909-MLM-E	*MULTIPLE	11/18/2011	\$292,291	\$58,456	\$165,781	\$68,054

Singles Programs

Appendix 3: List of Administrative Orders Issued FY2012

Date Range Selected : 09/01/2011 - 08/31/2012

PGM	Case No.	Respondent Name	Docket#	County	Order Date	Penalty Assessed	Penalty Deferred	Payable Amount	SEP Offset
AQ	41449	Ballard Exploration Company, Inc.	2011-0547-AIR-E	LIBERTY	11/18/2011	\$35,000	\$7,000	\$28,000	\$0
AQ	41425	Phillips 66 Pipeline LLC	2011-0523-AIR-E	*MULTIPLE	11/18/2011	\$48,400	\$9,680	\$38,720	\$0
AQ	41416	Rohm and Haas Texas Incorporated	2011-0510-AIR-E	HARRIS	11/18/2011	\$124,405	\$0	\$62,203	\$62,202
AQ	41485	The Dow Chemical Company	2011-0581-AIR-E	BRAZORIA	11/18/2011	\$10,000	\$2,000	\$4,000	\$4,000
AQ	41447	Enbridge Pipelines (East Texas) L.P.	2011-0548-AIR-E	FREESTONE	11/18/2011	\$3,110	\$622	\$2,488	\$0
AQ	41108	Lone Star NGL Mont Belvieu L.P.	2011-0212-AIR-E	HARRIS	11/18/2011	\$50,625	\$10,125	\$40,500	\$0
AQ	39924	Exxon Mobil Corporation	2010-1036-AIR-E	HARRIS	11/18/2011	\$40,000	\$0	\$20,000	\$20,000
AQ	41955	Arkema Inc.	2011-1069-AIR-E	HARRIS	12/19/2011	\$20,300	\$4,060	\$16,240	\$0
AQ	41754	Pecan Pipeline Company	2011-0870-AIR-E	MONTAGUE	12/19/2011	\$15,860	\$3,172	\$12,688	\$0
AQ	41553	E. I. du Pont de Nemours and Company	2011-0648-AIR-E	JEFFERSON	12/19/2011	\$30,102	\$6,020	\$12,041	\$12,041
AQ	41686	Lyondell Chemical Company	2011-0784-AIR-E	HARRIS	12/19/2011	\$6,625	\$1,325	\$2,650	\$2,650
AQ	41675	Valero Refining-Texas, L.P.	2011-0781-AIR-E	HARRIS	12/19/2011	\$26,880	\$5,376	\$21,504	\$0
AQ	41580	NuStar Terminals Partners TX L.P.	2011-0689-AIR-E	GALVESTON	12/19/2011	\$4,300	\$860	\$1,720	\$1,720
AQ	41815	Guardian Industries Corp.	2011-0933-AIR-E	NAVARRO	12/19/2011	\$3,075	\$615	\$2,460	\$0
AQ	41758	DCP Midstream, LP	2011-0861-AIR-E	HOOD	12/19/2011	\$9,875	\$1,975	\$0	\$7,900
AQ	41592	Devon Gas Services, L.P.	2011-0685-AIR-E	WISE	12/19/2011	\$5,250	\$1,050	\$4,200	\$0
AQ	41913	Earthgrains Baking Companies, Inc.	2011-1027-AIR-E	LAMAR	12/19/2011	\$1,875	\$375	\$1,500	\$0
AQ	41627	Equistar Chemicals, LP	2011-0727-AIR-E	BRAZORIA	12/19/2011	\$20,550	\$4,110	\$16,440	\$0
AQ	41367	Exxon Mobil Corporation	2011-0450-AIR-E	HARRIS	12/19/2011	\$30,000	\$6,000	\$12,000	\$12,000
AQ	40324	Ismael Arreola	2010-1440-AIR-E	DALLAS	12/19/2011	\$6,300	\$0	\$6,300	\$0
AQ	41735	Midwest Engine, Inc.	2011-0842-AIR-E	DALLAS	12/19/2011	\$3,150	\$630	\$2,520	\$0
AQ	41953	INEOS USA LLC	2011-1081-AIR-E	BRAZORIA	12/19/2011	\$10,496	\$0	\$10,496	\$0
AQ	41643	E. I. du Pont de Nemours and Company	2011-0757-AIR-E	HARRIS	12/19/2011	\$9,075	\$0	\$4,538	\$4,537
AQ	41607	L. H. Lacy Company, LTD.	2011-0705-AIR-E	DALLAS	12/19/2011	\$2,100	\$420	\$840	\$840
AQ	42069	Oldcastle BuildingEnvelope, Inc.	2011-1190-AIR-E	KAUFMAN	1/27/2012	\$12,730	\$2,546	\$10,184	\$0
AQ	42185	Arkema Inc.	2011-1353-AIR-E	JEFFERSON	1/27/2012	\$10,000	\$2,000	\$8,000	\$0
AQ	41571	ONEOK Hydrocarbon Southwest, LLC	2011-0659-AIR-E	CHAMBERS	1/27/2012	\$82,875	\$16,575	\$33,150	\$33,150
AQ	41680	Enbridge G & P (East Texas) L.P.	2011-0782-AIR-E	*MULTIPLE	1/27/2012	\$30,672	\$6,134	\$24,538	\$0
AQ	41727	Valero Refining-Texas, L.P.	2011-0991-AIR-E	GALVESTON	1/27/2012	\$10,000	\$0	\$5,000	\$5,000
AQ	41611	Diamond Shamrock Refining Company, L.P.	2011-0710-AIR-E	MOORE	1/27/2012	\$145,211	\$29,042	\$58,085	\$58,084
AQ	41844	ZOLTEK CORPORATION	2011-0956-AIR-E	TAYLOR	1/27/2012	\$32,660	\$6,532	\$26,128	\$0
AQ	41989	Prairie View A&M University	2011-1121-AIR-E	WALLER	1/27/2012	\$10,970	\$0	\$10,970	\$0
AQ	41684	Belvan Corp.	2011-0783-AIR-E	CROCKETT	1/27/2012	\$40,230	\$0	\$40,230	\$0
AQ	42178	Sivalls Inc	2011-1354-AIR-E	ECTOR	1/27/2012	\$35,000	\$7,000	\$28,000	\$0
AQ	41593	Motiva Enterprises LLC	2011-0688-AIR-E	JEFFERSON	1/27/2012	\$10,000	\$0	\$10,000	\$0
AQ	41814	David Longoria Trucking and Construction, LLC	2011-0934-AIR-E	DUVAL	1/27/2012	\$20,000	\$0	\$20,000	\$0
AQ	41777	Hilcorp Energy Company *	2011-0891-AIR-E	BRAZORIA	2/5/2012	\$14,800	\$2,960	\$11,840	\$0
AQ	41612	Ballard Exploration Company, Inc.	2011-0711-AIR-E	LIBERTY	2/5/2012	\$52,500	\$10,500	\$42,000	\$0

Singles Programs

Appendix 3: List of Administrative Orders Issued FY2012

Date Range Selected : 09/01/2011 - 08/31/2012

PGM	Case No.	Respondent Name	Docket#	County	Order Date	Penalty Assessed	Penalty Deferred	Payable Amount	SEP Offset
AQ	41613	Ballard Exploration Company, Inc.	2011-0712-AIR-E	LIBERTY	2/5/2012	\$62,500	\$12,500	\$50,000	\$0
AQ	41335	Enterprise Products Operating LLC	2011-0429-AIR-E	CHAMBERS	2/5/2012	\$66,925	\$13,385	\$26,770	\$26,770
AQ	41979	Davis Gas Processing, Inc.	2011-1119-AIR-E	REAGAN	2/5/2012	\$11,310	\$2,262	\$9,048	\$0
AQ	41614	Ballard Exploration Company, Inc.	2011-0713-AIR-E	HARRIS	2/5/2012	\$62,500	\$12,500	\$50,000	\$0
AQ	41990	NPL Construction Co	2011-1122-AIR-E	DALLAS	2/10/2012	\$4,800	\$960	\$3,840	\$0
AQ	41941	DCP Midstream, LP	2011-1062-AIR-E	MOORE	2/10/2012	\$3,950	\$790	\$1,580	\$1,580
AQ	42137	Martech, LLC	2011-1286-AIR-E	ELLIS	2/18/2012	\$8,750	\$1,750	\$0	\$7,000
AQ	41441	Exxon Mobil Corporation	2011-0541-AIR-E	HARRIS	2/18/2012	\$13,300	\$2,660	\$5,320	\$5,320
AQ	41755	Shell Oil Company *	2011-0860-AIR-E	HARRIS	2/18/2012	\$64,525	\$0	\$32,263	\$32,262
AQ	41256	SQUARE MILE ENERGY, L.L.C.	2011-0341-AIR-E	BRAZORIA	2/18/2012	\$40,440	\$8,088	\$16,176	\$16,176
AQ	42206	The Premcor Refining Group Inc.	2011-1355-AIR-E	JEFFERSON	2/18/2012	\$30,000	\$6,000	\$12,000	\$12,000
AQ	42347	Celanese Ltd.	2011-1501-AIR-E	MATAGORDA	2/18/2012	\$10,139	\$0	\$10,139	\$0
AQ	41734	ISP Technologies Inc.	2011-0841-AIR-E	GALVESTON	2/18/2012	\$13,520	\$2,704	\$10,816	\$0
AQ	42187	ConocoPhillips Company	2011-1328-AIR-E	HUTCHINSON	2/18/2012	\$19,750	\$3,950	\$7,900	\$7,900
AQ	41907	Strand Energy, L.C.	2011-1021-AIR-E	WALLER	2/18/2012	\$35,917	\$7,183	\$28,734	\$0
AQ	42263	VirTex Operating Company, Inc.	2011-1412-AIR-E	ATASCOSA	2/18/2012	\$14,250	\$2,850	\$11,400	\$0
AQ	15009	Magnum Blue Ribbons Feeds, Inc.	2011-1080-AIR-E	DEAF SMITH	2/18/2012	\$12,100	\$0	\$12,100	\$0
AQ	41589	TPC Group LLC	2011-0682-AIR-E	JEFFERSON	2/25/2012	\$6,800	\$1,360	\$5,440	\$0
AQ	41872	Lyondell Chemical Company	2011-0985-AIR-E	HARRIS	2/25/2012	\$6,550	\$1,310	\$2,620	\$2,620
AQ	41753	Alstom Power Inc.	2011-0871-AIR-E	HARRIS	3/3/2012	\$3,600	\$720	\$2,880	\$0
AQ	41759	EOG Resources, Inc.	2011-0866-AIR-E	LA SALLE	3/3/2012	\$1,500	\$300	\$1,200	\$0
AQ	42619	ConocoPhillips Company	2011-1766-AIR-E	BRAZORIA	3/3/2012	\$10,000	\$0	\$10,000	\$0
AQ	42376	INEOS USA LLC	2011-1585-AIR-E	BRAZORIA	3/3/2012	\$10,000	\$2,000	\$8,000	\$0
AQ	42638	Rio Grande Valley Sugar Growers, Inc.	2011-1785-AIR-E	HIDALGO	3/3/2012	\$14,900	\$2,980	\$11,920	\$0
AQ	43254	Exxon Mobil Corporation	2011-2336-AIR-E	HARRIS	3/3/2012	\$98,000	\$0	\$49,000	\$49,000
AQ	41740	Norit Americas, Inc.	2011-0850-AIR-E	HARRISON	3/3/2012	\$69,650	\$13,930	\$27,860	\$27,860
AQ	41474	Zack Burkett Co.	2011-0570-AIR-E	STEPHENS	3/16/2012	\$10,000	\$0	\$10,000	\$0
AQ	41716	Exxon Mobil Corporation	2011-0831-AIR-E	HARRIS	3/16/2012	\$10,000	\$2,000	\$4,000	\$4,000
AQ	42473	Merisol USA LLC	2011-1608-AIR-E	HARRIS	3/16/2012	\$21,625	\$4,325	\$17,300	\$0
AQ	40115	Arkema Inc.	2010-1235-AIR-E	JEFFERSON	3/16/2012	\$34,650	\$0	\$17,325	\$17,325
AQ	42389	Explorer Pipeline Company	2011-1522-AIR-E	JEFFERSON	3/16/2012	\$149,248	\$0	\$149,248	\$0
AQ	42270	Georgia-Pacific Gypsum LLC	2011-1418-AIR-E	HARDEMAN	3/16/2012	\$21,450	\$4,290	\$8,580	\$8,580
AQ	40286	Ash Grove Texas, L.P.	2010-1402-AIR-E	ELLIS	3/16/2012	\$10,975	\$0	\$10,975	\$0
AQ	41972	TPC Group LLC	2011-1090-AIR-E	JEFFERSON	3/18/2012	\$6,775	\$1,355	\$5,420	\$0
AQ	42268	Armortex, Inc.	2011-1419-AIR-E	GUADALUPE	3/18/2012	\$3,067	\$613	\$2,454	\$0
AQ	42379	Custom Crates & Pallets Management, L.L.C	2011-1521-AIR-E	EL PASO	3/18/2012	\$1,050	\$210	\$840	\$0
AQ	42004	Equistar Chemicals, LP	2011-1134-AIR-E	NUECES	3/18/2012	\$6,575	\$1,315	\$2,630	\$2,630
AQ	41940	Enterprise Products Operating LLC	2011-1056-AIR-E	HARRIS	3/18/2012	\$4,325	\$865	\$1,730	\$1,730

Singles Programs

Appendix 3: List of Administrative Orders Issued FY2012

Date Range Selected : 09/01/2011 - 08/31/2012

PGM	Case No.	Respondent Name	Docket#	County	Order Date	Penalty Assessed	Penalty Deferred	Payable Amount	SEP Offset
AQ	42292	Johann Haltermann, Ltd.	2011-1443-AIR-E	HARRIS	3/18/2012	\$6,950	\$1,390	\$5,560	\$0
AQ	42330	Milwhite, Inc.	2011-1479-AIR-E	CAMERON	3/18/2012	\$1,270	\$254	\$1,016	\$0
AQ	42428	Village Farms, L.P.	2011-1563-AIR-E	PRESIDIO	3/18/2012	\$900	\$180	\$720	\$0
AQ	42132	Pallet & Crating Co., Inc.	2011-1279-AIR-E	GRAYSON	3/18/2012	\$1,250	\$250	\$1,000	\$0
AQ	39849	Jose Alberto Trevino	2010-0950-AIR-E	WEBB	3/23/2012	\$1,050	\$0	\$1,050	\$0
AQ	40915	John Duncan	2011-0021-AIR-E	BRAZORIA	3/23/2012	\$6,147	\$0	\$6,147	\$0
AQ	41380	Crane Technologies, Inc.	2011-0474-AIR-E	BRAZORIA	4/1/2012	\$1,700	\$0	\$1,700	\$0
AQ	42449	Chevron Phillips Chemical Company LP	2011-1597-AIR-E	JEFFERSON	4/5/2012	\$18,775	\$3,755	\$7,510	\$7,510
AQ	42205	Ace World Companies Ltd.	2011-1351-AIR-E	TARRANT	4/5/2012	\$18,900	\$3,780	\$15,120	\$0
AQ	41615	Ballard Exploration Company, Inc.	2011-0714-AIR-E	HARRIS	4/5/2012	\$42,500	\$8,500	\$34,000	\$0
AQ	41797	Huntsman Petrochemical LLC	2011-0918-AIR-E	JEFFERSON	4/5/2012	\$30,000	\$6,000	\$12,000	\$12,000
AQ	42136	Enterprise Products Operating LLC	2011-1316-AIR-E	CHAMBERS	4/5/2012	\$10,569	\$2,113	\$4,228	\$4,228
AQ	40749	KMTX Properties, Inc.	2010-1895-AIR-E	JEFFERSON	4/5/2012	\$5,550	\$1,110	\$4,440	\$0
AQ	42325	Total Petrochemicals & Refining USA, Inc.	2011-1477-AIR-E	JEFFERSON	4/5/2012	\$269,775	\$53,955	\$107,910	\$107,910
AQ	39662	ACI Partners, LLC	2010-0756-AIR-E	BEXAR	4/5/2012	\$3,000	\$0	\$3,000	\$0
AQ	42533	Chevron Phillips Chemical Company LP	2011-1683-AIR-E	HUTCHINSON	4/5/2012	\$18,876	\$3,775	\$15,101	\$0
AQ	42269	INVISTA S.a.r.l.	2011-1420-AIR-E	VICTORIA	4/8/2012	\$4,725	\$945	\$1,890	\$1,890
AQ	42594	KM Liquids Terminals LLC	2011-1726-AIR-E	HARRIS	4/8/2012	\$224	\$44	\$180	\$0
AQ	42349	The Boeing Company	2011-1503-AIR-E	BEXAR	4/8/2012	\$2,050	\$410	\$1,640	\$0
AQ	41679	Kourosh K Babaahmadi	2011-0805-AIR-E	HARRIS	4/8/2012	\$1,675	\$335	\$1,340	\$0
AQ	42587	South Houston Green Power, LLC	2011-1729-AIR-E	GALVESTON	4/21/2012	\$2,175	\$435	\$1,740	\$0
AQ	42639	Kaneka Texas Corporation	2011-1787-AIR-E	HARRIS	4/21/2012	\$1,400	\$280	\$1,120	\$0
AQ	42599	National Oilwell Varco, L.P.	2011-1739-AIR-E	HARRIS	4/21/2012	\$6,650	\$1,330	\$5,320	\$0
AQ	42512	Upham Oil & Gas Company, L.P.	2011-1660-AIR-E	WISE	4/21/2012	\$1,875	\$375	\$1,500	\$0
AQ	42562	ONEOK Hydrocarbon Southwest, LLC	2011-1714-AIR-E	CHAMBERS	4/23/2012	\$9,650	\$1,930	\$7,720	\$0
AQ	42661	Ascend Performance Materials Operations LLC	2011-1808-AIR-E	BRAZORIA	4/23/2012	\$10,000	\$2,000	\$8,000	\$0
AQ	42747	Kinder Morgan Tejas Pipeline LLC	2011-1904-AIR-E	BRAZORIA	4/23/2012	\$12,650	\$2,530	\$10,120	\$0
AQ	40433	CITGO Refining and Chemicals Company L.P.	2010-1555-AIR-E	NUECES	4/23/2012	\$11,653	\$0	\$5,827	\$5,826
AQ	42427	Flint Hills Resources Port Arthur, LLC	2011-1562-AIR-E	JEFFERSON	4/23/2012	\$46,450	\$9,290	\$18,580	\$18,580
AQ	42742	Air Products LLC	2011-1886-AIR-E	HARRIS	4/23/2012	\$7,930	\$1,586	\$6,344	\$0
AQ	42369	Tarrant County	2011-1514-AIR-E	TARRANT	5/12/2012	\$6,000	\$1,200	\$4,800	\$0
AQ	42591	Crosstex North Texas Gathering, L.P.	2011-1727-AIR-E	PARKER	5/12/2012	\$6,475	\$1,295	\$5,180	\$0
AQ	42630	Styrolution America LLC	2011-1775-AIR-E	HARRIS	5/12/2012	\$4,966	\$993	\$3,973	\$0
AQ	42331	Hudson Products Corporation	2011-1480-AIR-E	FORT BEND	5/12/2012	\$5,180	\$1,036	\$4,144	\$0
AQ	42618	Cabot Corporation	2011-1762-AIR-E	GRAY	5/24/2012	\$6,100	\$1,220	\$4,880	\$0
AQ	42748	La Porte Methanol Company, L.P.	2011-1903-AIR-E	HARRIS	5/24/2012	\$2,950	\$590	\$2,360	\$0
AQ	43026	Texas Steel Conversion, Inc.	2011-2175-AIR-E	HARRIS	5/24/2012	\$1,125	\$225	\$900	\$0
AQ	42513	Texas City Cogeneration, LLC	2011-1649-AIR-E	GALVESTON	5/24/2012	\$1,825	\$365	\$730	\$730

Singles Programs

Appendix 3: List of Administrative Orders Issued FY2012

Date Range Selected : 09/01/2011 - 08/31/2012

PGM	Case No.	Respondent Name	Docket#	County	Order Date	Penalty Assessed	Penalty Deferred	Payable Amount	SEP Offset
AQ	43035	The Antique Drapery Rod Co., Inc	2011-2192-AIR-E	DALLAS	5/24/2012	\$6,300	\$1,260	\$5,040	\$0
AQ	42061	Aruba Petroleum, INC.	2011-1184-AIR-E	WISE	5/24/2012	\$3,605	\$721	\$0	\$2,884
AQ	42684	Bobby Kenimer	2011-1830-AIR-E	HUTCHINSON	5/24/2012	\$1,000	\$200	\$800	\$0
AQ	42561	Kuraray America, Inc.	2011-1701-AIR-E	HARRIS	5/25/2012	\$95,193	\$19,038	\$38,078	\$38,077
AQ	42607	Baytown Energy Center, LLC	2011-1747-AIR-E	CHAMBERS	5/25/2012	\$36,025	\$7,205	\$14,410	\$14,410
AQ	42254	BASF FINA Petrochemicals Limited Partnership	2011-1403-AIR-E	JEFFERSON	5/25/2012	\$20,130	\$4,026	\$8,052	\$8,052
AQ	42166	Shell Oil Company	2011-1311-AIR-E	HARRIS	5/25/2012	\$10,000	\$2,000	\$4,000	\$4,000
AQ	42578	E. I. du Pont de Nemours and Company	2011-1732-AIR-E	ORANGE	5/25/2012	\$10,535	\$2,107	\$4,214	\$4,214
AQ	42662	Chevron Phillips Chemical Company LP	2011-1807-AIR-E	HARRIS	5/25/2012	\$72,748	\$0	\$36,374	\$36,374
AQ	42433	Exxon Mobil Corporation	2011-1584-AIR-E	HARRIS	5/25/2012	\$113,958	\$22,791	\$45,584	\$45,583
AQ	42412	INVISTA S.a.r.l.	2011-1547-AIR-E	ORANGE	5/25/2012	\$36,100	\$7,220	\$14,440	\$14,440
AQ	43044	WILEY, BELO	2011-2191-AIR-E	ATASCOSA	6/7/2012	\$1,120	\$224	\$896	\$0
AQ	42785	Oxy Vinyls, LP	2011-1928-AIR-E	HARRIS	6/7/2012	\$5,275	\$1,055	\$2,110	\$2,110
AQ	42502	The Lubrizol Corporation	2011-1637-AIR-E	HARRIS	6/7/2012	\$3,425	\$685	\$2,740	\$0
AQ	42996	Wilkinson Jim Iron & Metal, Inc.	2011-2162-AIR-E	CAMERON	6/7/2012	\$3,400	\$680	\$2,720	\$0
AQ	41396	City Public Service	2011-0484-AIR-E	BEXAR	6/8/2012	\$24,000	\$4,800	\$0	\$19,200
AQ	42588	Texas State University - San Marcos	2011-1728-AIR-E	HAYS	6/8/2012	\$17,150	\$3,430	\$13,720	\$0
AQ	42579	Enterprise Products Operating LLC	2011-1731-AIR-E	CHAMBERS	6/8/2012	\$5,000	\$0	\$2,500	\$2,500
AQ	42843	BP Amoco Chemical Company	2011-1983-AIR-E	GALVESTON	6/8/2012	\$11,450	\$2,290	\$4,580	\$4,580
AQ	42584	Cowtown Gas Processing Partners L.P.	2011-1730-AIR-E	HOOD	6/8/2012	\$19,170	\$3,834	\$0	\$15,336
AQ	40542	PEREZ, JOE	2010-1686-AIR-E	TAYLOR	6/8/2012	\$1,300	\$0	\$1,300	\$0
AQ	41942	Exxon Mobil Corporation	2011-1061-AIR-E	HARRIS	6/8/2012	\$12,100	\$2,420	\$4,840	\$4,840
AQ	42207	Diamond Shamrock Refining Company, L.P.	2011-1350-AIR-E	LIVE OAK	6/8/2012	\$33,913	\$6,782	\$13,566	\$13,565
AQ	42681	Equistar Chemicals, LP	2011-1829-AIR-E	HARRIS	6/8/2012	\$10,000	\$0	\$5,000	\$5,000
AQ	41997	The Dow Chemical Company	2011-1123-AIR-E	BRAZORIA	6/8/2012	\$259,222	\$51,844	\$103,689	\$103,689
AQ	42063	Ascend Performance Materials Operations LLC	2011-1185-AIR-E	BRAZORIA	6/8/2012	\$113,629	\$22,725	\$45,452	\$45,452
AQ	42535	Eastman Chemical Company	2011-1691-AIR-E	HARRISON	6/8/2012	\$63,300	\$12,660	\$25,320	\$25,320
AQ	42448	Equistar Chemicals, LP	2011-1596-AIR-E	HARRIS	6/8/2012	\$20,000	\$4,000	\$8,000	\$8,000
AQ	41476	DeGeer Trucking, Inc.	2011-0576-AIR-E	PARKER	6/14/2012	\$800	\$0	\$800	\$0
AQ	41053	Black Bear Energy Services, LLC	2011-0147-AIR-E	FAYETTE	6/15/2012	\$4,200	\$0	\$4,200	\$0
AQ	41903	P-J-AUTO SALES INC	2011-1020-AIR-E	TARRANT	6/15/2012	\$500	\$0	\$500	\$0
AQ	43031	INEOS USA LLC	2011-2264-AIR-E	HARRIS	6/17/2012	\$3,450	\$690	\$2,760	\$0
AQ	43027	South Hampton Resources, Inc.	2011-2177-AIR-E	HARDIN	6/17/2012	\$3,822	\$764	\$1,529	\$1,529
AQ	43243	Swift Energy Operating, LLC	2012-0036-AIR-E	MCMULLEN	6/17/2012	\$2,925	\$585	\$2,340	\$0
AQ	42854	Bell Helicopter Textron Inc.	2011-1992-AIR-E	POTTER	6/17/2012	\$5,000	\$1,000	\$4,000	\$0
AQ	42300	Exxon Mobil Corporation	2011-1462-AIR-E	NACOGDOCHES	6/17/2012	\$6,750	\$1,350	\$5,400	\$0
AQ	42963	Flint Hills Resources Port Arthur, LLC	2011-2129-AIR-E	JEFFERSON	6/22/2012	\$12,400	\$2,480	\$4,960	\$4,960
AQ	42979	Ascend Performance Materials Operations LLC	2011-2133-AIR-E	BRAZORIA	6/22/2012	\$7,650	\$1,530	\$6,120	\$0

Singles Programs

Appendix 3: List of Administrative Orders Issued FY2012

Date Range Selected : 09/01/2011 - 08/31/2012

PGM	Case No.	Respondent Name	Docket#	County	Order Date	Penalty Assessed	Penalty Deferred	Payable Amount	SEP Offset
AQ	42936	Huntsman Petrochemical, LLC	2011-2099-AIR-E	JEFFERSON	6/22/2012	\$20,545	\$0	\$10,273	\$10,272
AQ	42791	Equistar Chemicals, LP	2011-1947-AIR-E	HARRIS	6/22/2012	\$10,571	\$2,114	\$4,229	\$4,228
AQ	43131	Chevron Phillips Chemical Company LP	2011-2293-AIR-E	HARRIS	7/6/2012	\$23,000	\$4,600	\$9,200	\$9,200
AQ	42636	INEOS USA LLC	2011-1788-AIR-E	BRAZORIA	7/6/2012	\$10,000	\$2,000	\$8,000	\$0
AQ	42999	Moss Bluff Hub LLC	2011-2161-AIR-E	LIBERTY	7/6/2012	\$36,720	\$7,344	\$29,376	\$0
AQ	43070	Eastman Chemical Company	2011-2228-AIR-E	HARRISON	7/6/2012	\$7,975	\$0	\$3,988	\$3,987
AQ	42514	Heather McD, Ltd.	2011-1648-AIR-E	CAMERON	7/6/2012	\$10,200	\$2,040	\$8,160	\$0
AQ	43121	Exxon Mobil Corporation	2011-2280-AIR-E	KLEBERG	7/6/2012	\$10,154	\$0	\$10,154	\$0
AQ	43289	Brazos Electric Power Cooperative, Inc.	2012-0099-AIR-E	JACK	7/6/2012	\$9,200	\$1,840	\$7,360	\$0
AQ	42817	SCCW Industrial Services, LLC	2011-1960-AIR-E	JEFFERSON	7/8/2012	\$4,000	\$800	\$3,200	\$0
AQ	42339	Freeport LNG Development, L.P.	2011-1500-AIR-E	BRAZORIA	7/8/2012	\$2,430	\$486	\$1,944	\$0
AQ	43302	Southline Metal Products Company	2012-0113-AIR-E	HARRIS	7/8/2012	\$2,625	\$525	\$2,100	\$0
AQ	42067	Bayer Corporation	2011-1191-AIR-E	CHAMBERS	7/8/2012	\$2,300	\$460	\$1,840	\$0
AQ	42403	VASQUEZ JOSE	2011-1544-AIR-E	HIDALGO	7/15/2012	\$2,040	\$0	\$2,040	\$0
AQ	43205	Cameron Technologies US, Inc.	2012-0011-AIR-E	MIDLAND	7/15/2012	\$5,250	\$1,050	\$4,200	\$0
AQ	43469	Ei Pollo Regio IP, LLC	2012-0284-AIR-E	COLLIN	7/15/2012	\$1,312	\$262	\$1,050	\$0
AQ	42947	Braden Exploration, LLC	2011-2113-AIR-E	WISE	8/2/2012	\$11,250	\$2,250	\$9,000	\$0
AQ	43111	The Dow Chemical Company	2011-2269-AIR-E	BRAZORIA	8/2/2012	\$10,000	\$2,000	\$4,000	\$4,000
AQ	43036	Motiva Enterprises LLC	2011-2212-AIR-E	JEFFERSON	8/2/2012	\$10,062	\$2,012	\$4,025	\$4,025
AQ	43225	Union Carbide Corporation	2012-0029-AIR-E	GALVESTON	8/2/2012	\$63,384	\$12,676	\$25,354	\$25,354
AQ	42669	DCP Midstream, LP	2011-1816-AIR-E	PANOLA	8/2/2012	\$631,628	\$0	\$315,814	\$315,814
AQ	42869	Davis Gas Processing, Inc.	2011-2008-AIR-E	REAGAN	8/2/2012	\$14,161	\$2,832	\$11,329	\$0
AQ	43276	Total Petrochemicals & Refining USA, Inc.	2012-0087-AIR-E	JEFFERSON	8/2/2012	\$25,000	\$0	\$12,500	\$12,500
AQ	43285	E. I. du Pont de Nemours and Company	2012-0093-AIR-E	HARRIS	8/5/2012	\$7,500	\$1,500	\$6,000	\$0
AQ	43451	VAL-TEX ASPHALT & ENVIRONMENTAL RECYCLING, INC.	2012-0265-AIR-E	DUVAL	8/5/2012	\$3,751	\$750	\$3,001	\$0
AQ	43244	Ed Bell Construction Company	2012-0040-AIR-E	COOKE	8/5/2012	\$938	\$187	\$751	\$0
AQ	43175	Oxy Vinyls, LP	2011-2352-AIR-E	HARRIS	8/5/2012	\$7,500	\$1,500	\$3,000	\$3,000
AQ	43595	Union Carbide Corporation	2012-0399-AIR-E	GALVESTON	8/5/2012	\$5,150	\$1,030	\$2,060	\$2,060
AQ	43146	Wieler, Jacob Dyck	2011-2306-AIR-E	LAMAR	8/5/2012	\$3,150	\$630	\$2,520	\$0
AQ	43281	Tanda Management LLC	2012-0100-AIR-E	HARRIS	8/5/2012	\$450	\$90	\$360	\$0
AQ	43618	Sterling Collision Centers, Inc.	2012-0442-AIR-E	TRAVIS	8/5/2012	\$4,500	\$900	\$3,600	\$0
AQ	43100	DCP Midstream, LP	2011-2257-AIR-E	ANDREWS	8/5/2012	\$3,125	\$625	\$2,500	\$0
AQ	43585	Shell Pipeline Company LP	2012-0401-AIR-E	HARRIS	8/5/2012	\$5,100	\$1,020	\$4,080	\$0
AQ	42332	NEF Partners, Inc.	2011-1482-AIR-E	WALLER	8/5/2012	\$6,516	\$1,303	\$5,213	\$0
AQ	43316	The Goodyear Tire & Rubber Company	2012-0136-AIR-E	JEFFERSON	8/12/2012	\$7,125	\$1,425	\$5,700	\$0
AQ	43749	Air Products LLC	2012-0567-AIR-E	HARRIS	8/12/2012	\$1,130	\$226	\$904	\$0
AQ	43415	Flint Hills Resources Corpus Christi, LLC	2012-0239-AIR-E	NUECES	8/12/2012	\$6,475	\$1,295	\$5,180	\$0

Singles Programs

Appendix 3: List of Administrative Orders Issued FY2012

Date Range Selected : 09/01/2011 - 08/31/2012

PGM	Case No.	Respondent Name	Docket#	County	Order Date	Penalty Assessed	Penalty Deferred	Payable Amount	SEP Offset
AQ	43632	IESI Tx Landfill LP	2012-0439-AIR-E	RUSK	8/12/2012	\$770	\$154	\$616	\$0
AQ	43155	BASF Corporation	2011-2315-AIR-E	HARRIS	8/17/2012	\$8,325	\$1,665	\$3,330	\$3,330
AQ	42804	Celanese Ltd.	2011-1945-AIR-E	MATAGORDA	8/17/2012	\$17,743	\$3,548	\$14,195	\$0
AQ	43809	Magellan Pipeline Terminals, L.P.	2012-0632-AIR-E	HARRIS	8/17/2012	\$112,750	\$0	\$112,750	\$0
AQ	42880	Union Carbide Corporation	2011-2024-AIR-E	GALVESTON	8/17/2012	\$11,550	\$2,310	\$4,620	\$4,620
AQ	43196	Occidental Chemical Corporation	2011-2362-AIR-E	SAN PATRICIO	8/17/2012	\$10,000	\$0	\$5,000	\$5,000
AQ	42965	Shell Oil Company *	2011-2121-AIR-E	HARRIS	8/17/2012	\$21,569	\$0	\$10,785	\$10,784
AQ	41530	Gardner Glass Products, Inc.	2011-0621-AIR-E	WALKER	8/17/2012	\$35,340	\$0	\$35,340	\$0
AQ	41860	LARRANAGA, GINA	2011-0975-AIR-E	BELL	8/22/2012	\$1,050	\$0	\$1,050	\$0
AQ	43630	LANXEES Corporation	2012-0440-AIR-E	ORANGE	8/26/2012	\$6,563	\$1,312	\$2,626	\$2,625
AQ	43280	Xexes, Inc.	2012-0086-AIR-E	HARRIS	8/26/2012	\$1,750	\$350	\$1,400	\$0
AQ	43583	Marlin Midstream, LLC	2012-0410-AIR-E	TYLER	8/26/2012	\$5,100	\$1,020	\$4,080	\$0
AQ	43777	Worsham Steed Gas Storage LLC	2012-0599-AIR-E	JACK	8/26/2012	\$2,475	\$495	\$1,980	\$0
AQ	42993	Enterprise Products Operating LLC	2011-2150-AIR-E	CHAMBERS	8/26/2012	\$3,725	\$745	\$1,490	\$1,490
AQ	43077	Shell Pipeline Company LP	2011-2227-AIR-E	JEFFERSON	8/27/2012	\$30,156	\$0	\$30,156	\$0
AQ	43168	Energy Corporation of America	2011-2327-AIR-E	FORT BEND	8/27/2012	\$16,521	\$3,304	\$13,217	\$0
Subtotal for AQ : 241						\$6,341,818	\$762,477	\$3,639,518	\$1,939,823
DC	40875	NIM's, Inc.	2010-2042-DCL-E	KAUFMAN	10/6/2011	\$7,586	\$0	\$7,586	\$0
DC	43555	FINE PRESS INC	2012-0362-DCL-E	HARRIS	8/12/2012	\$5,000	\$1,000	\$4,000	\$0
Subtotal for DC : 2						\$12,586	\$1,000	\$11,586	\$0
ER	41521	MDLS INC	2011-0611-MSW-E	GREGG	11/18/2011	\$1,691	\$338	\$1,353	\$0
Subtotal for ER : 1						\$1,691	\$338	\$1,353	\$0
IHW	39435	Vickers Industrial Coatings, Inc.	2010-0519-IHW-E	HARRIS	9/2/2011	\$93,520	\$0	\$93,520	\$0
IHW	41461	Structural Metals, Inc.	2011-0557-IHW-E	GUADALUPE	9/16/2011	\$5,525	\$1,105	\$2,210	\$2,210
IHW	40332	Conner Steel Products Inc.	2010-1443-IHW-E	TOM GREEN	10/17/2011	\$22,348	\$0	\$22,348	\$0
IHW	41406	Lewis, Sr., E.J.	2011-0511-IHW-E	JEFFERSON	10/17/2011	\$1,050	\$210	\$840	\$0
IHW	40019	Texas Industrial Box Maintenance, Inc	2010-1133-IHW-E	HARRIS	11/3/2011	\$19,890	\$0	\$19,890	\$0
IHW	41455	Falcon International Inc.	2011-0556-IHW-E	ECTOR	11/18/2011	\$1,050	\$210	\$840	\$0
IHW	41852	Lucite International, Inc.	2011-0967-IHW-E	JEFFERSON	12/19/2011	\$10,000	\$0	\$10,000	\$0
IHW	41292	Dude Fuller *	2011-0394-IHW-E	HARDIN	1/8/2012	\$19,650	\$0	\$19,650	\$0
IHW	41130	PENA, ANDREW	2011-0215-IHW-E	ELLIS	2/5/2012	\$18,340	\$14,502	\$3,838	\$0
IHW	41666	SEVILLE PROCESSING, INC	2011-0774-IHW-E	ELLIS	2/10/2012	\$5,250	\$1,050	\$4,200	\$0
IHW	41992	KOLDER, INC.	2011-1118-IHW-E	KAUFMAN	3/3/2012	\$20,940	\$4,188	\$16,752	\$0
IHW	42022	BASF Corporation	2011-1144-IHW-E	HARRIS	3/16/2012	\$42,750	\$8,550	\$17,100	\$17,100
IHW	41141	ROAK, PAULA	2011-0225-IHW-E	NACOGDOCHES	3/23/2012	\$1,050	\$0	\$1,050	\$0
IHW	42200	Clean Harbors Deer Park, LLC	2011-1348-IHW-E	HARRIS	4/8/2012	\$5,450	\$1,090	\$4,360	\$0
IHW	42574	Triumph Structures - East Texas, Inc.	2011-1713-IHW-E	GREGG	4/23/2012	\$10,470	\$2,094	\$4,188	\$4,188
IHW	42190	Texas Auto Salvage, Inc.	2011-1349-IHW-E	BEXAR	5/12/2012	\$3,570	\$714	\$2,856	\$0

Singles Programs

Appendix 3: List of Administrative Orders Issued FY2012

Date Range Selected : 09/01/2011 - 08/31/2012

PGM	Case No.	Respondent Name	Docket#	County	Order Date	Penalty Assessed	Penalty Deferred	Payable Amount	SEP Offset
IHW	40610	Sentinel Plating, Inc.	2010-1759-IHW-E	DALLAS	5/25/2012	\$60,500	\$12,100	\$48,400	\$0
IHW	42532	ConocoPhillips Company	2011-1680-IHW-E	HUTCHINSON	6/8/2012	\$37,500	\$7,500	\$15,000	\$15,000
IHW	40637	RAMIREZ, DANIEL DBA DANNY'S AUTO RECYCLING	2010-1838-IHW-E	BEXAR	6/14/2012	\$1,875	\$0	\$1,875	\$0
IHW	39795	Long Bow Development, LLC	2010-0906-MLM-E	BEXAR	6/14/2012	\$3,850	\$0	\$3,850	\$0
IHW	40754	E.H. BROKERAGE, INC.	2010-1896-IHW-E	DALLAS	6/22/2012	\$8,675	\$0	\$8,675	\$0
IHW	43161	Structural Metals, Inc.	2011-2321-IHW-E	GUADALUPE	8/5/2012	\$5,475	\$1,095	\$2,190	\$2,190
IHW	43428	BFI Waste Services of Texas, LP	2012-0248-IHW-E	HARRIS	8/12/2012	\$2,500	\$500	\$1,000	\$1,000
IHW	41583	Lane Plating Works, Inc.	2011-0662-IHW-E	DALLAS	8/27/2012	\$28,350	\$21,372	\$6,978	\$0
Subtotal for IHW : 24						\$429,578	\$76,280	\$311,610	\$41,688
IHWNF	41921	Chemical Research & Licensing Company	2011-1034-IHW-E	HARRIS	6/15/2012	\$4,000	\$0	\$4,000	\$0
Subtotal for IHWNP : 1						\$4,000	\$0	\$4,000	\$0
MSW	41426	MHBS, Inc.	2011-0524-MSW-E	DEWITT	9/16/2011	\$900	\$180	\$720	\$0
MSW	41407	Esker Payne	2011-0532-MSW-E	HARDIN	9/16/2011	\$262	\$52	\$210	\$0
MSW	37651	Christopher Atwood Leath *	2009-0728-MSW-E	EASTLAND	9/16/2011	\$5,250	\$0	\$5,250	\$0
MSW	37651	Ellen and Cecil Lou Frasier	2009-1049-MSW-E	EASTLAND	10/6/2011	\$5,250	\$0	\$5,250	\$0
MSW	41392	Lee Ann Potter	2011-0491-MSW-E	TRAVIS	10/17/2011	\$5,250	\$1,050	\$4,200	\$0
MSW	41172	J&J WELL SERVICE INC	2011-0264-MSW-E	TOM GREEN	10/17/2011	\$7,500	\$1,500	\$6,000	\$0
MSW	40407	Blackman, Warren	2010-1537-MSW-E	GRAYSON	10/22/2011	\$10,500	\$0	\$10,500	\$0
MSW	40720	SANCHEZ, EVA	2010-1882-MSW-E	HIDALGO	10/22/2011	\$2,625	\$0	\$2,625	\$0
MSW	40188	Casco Hauling & Excavating Co.	2010-1313-MSW-E	HARRIS	11/3/2011	\$10,500	\$2,100	\$8,400	\$0
MSW	40378	CATHEY, LARRY	2010-1495-MSW-E	MCLENNAN	11/3/2011	\$8,833	\$0	\$8,833	\$0
MSW	41515	City of Crosbyton	2011-0605-MSW-E	CROSBY	11/18/2011	\$4,500	\$900	\$3,600	\$0
MSW	41697	TX Energy Services, LLC	2011-0801-MSW-E	JIM WELLS	11/18/2011	\$11,908	\$2,381	\$9,527	\$0
MSW	36971	Industrial Scrap Materials, Inc.	2011-0007-MSW-E	TARRANT	11/18/2011	\$8,100	\$0	\$8,100	\$0
MSW	41363	MOBLEY, DAVID M	2011-0454-MSW-E	WHARTON	11/23/2011	\$1,000	\$0	\$1,000	\$0
MSW	40299	GUILLORY, ROY L *	2010-1420-MSW-E	NEWTON	12/19/2011	\$1,050	\$0	\$1,050	\$0
MSW	40920	Lubbock Industries, Inc. *	2011-0006-MSW-E	LUBBOCK	12/19/2011	\$5,500	\$0	\$5,500	\$0
MSW	41623	BURGOS, JORGE	2011-0725-MSW-E	TRAVIS	12/19/2011	\$2,500	\$500	\$2,000	\$0
MSW	40963	CASTRO, JUAN	2011-0054-MSW-E	CAMERON	12/19/2011	\$5,250	\$0	\$5,250	\$0
MSW	37080	CLOUD, ALVIN	2011-0189-MSW-E	*MULTIPLE	1/8/2012	\$5,160	\$0	\$5,160	\$0
MSW	41216	Jerry Waller Tire Service, Incorporated *	2011-0307-MSW-E	DALLAS	1/8/2012	\$43,260	\$0	\$43,260	\$0
MSW	41603	RICO, MARCELINO *	2011-0700-MSW-E	HIDALGO	1/8/2012	\$10,000	\$0	\$10,000	\$0
MSW	35702	Four States Recycling, Inc.	2010-1179-MSW-E	POTTER	1/27/2012	\$12,465	\$0	\$12,465	\$0
MSW	41352	BRANDON ZORN	2011-0483-MSW-E	CORYELL	2/10/2012	\$1,040	\$208	\$832	\$0
MSW	37042	Micro Dirt, Inc.	2009-0096-MSW-E	TRAVIS	2/16/2012	\$103,800	\$0	\$103,800	\$0
MSW	41836	Whole Woman's Health of Austin, LLC	2011-0954-MSW-E	TRAVIS	2/18/2012	\$22,980	\$4,596	\$18,384	\$0
MSW	42038	Stericycle, Inc.	2011-1157-MSW-E	BASTROP	2/18/2012	\$42,612	\$8,522	\$34,090	\$0
MSW	41833	Whole Woman's Health of McAllen, LLC	2011-0955-MSW-E	HIDALGO	2/18/2012	\$17,430	\$3,486	\$13,944	\$0

Singles Programs

Appendix 3: List of Administrative Orders Issued FY2012

Date Range Selected : 09/01/2011 - 08/31/2012

PGM	Case No.	Respondent Name	Docket#	County	Order Date	Penalty Assessed	Penalty Deferred	Payable Amount	SEP Offset
MSW	40796	Lonnie Bearden, Sr	2010-1935-MLM-E	TOM GREEN	2/25/2012	\$13,440	\$0	\$13,440	\$0
MSW	41801	SAN SEBASTIAN PARTNERS, LP	2011-0915-MSW-E	CHEROKEE	2/25/2012	\$6,575	\$1,315	\$5,260	\$0
MSW	41436	MICHAEL PARMA	2011-0534-MSW-E	DEWITT	2/25/2012	\$3,866	\$0	\$3,866	\$0
MSW	41435	LEE, TERRY F	2011-0533-MSW-E	DEWITT	2/25/2012	\$3,866	\$0	\$3,866	\$0
MSW	41974	Timber Solutions, Inc.	2011-1088-MSW-E	FORT BEND	3/3/2012	\$2,096	\$419	\$1,677	\$0
MSW	42836	KENNARD, J T III	2011-2119-MSW-E	TARRANT	3/12/2012	\$1,900	\$380	\$1,520	\$0
MSW	41827	LOKEY KEVIN	2011-0946-MSW-E	LUBBOCK	4/5/2012	\$68,845	\$13,769	\$55,076	\$0
MSW	41535	City of Victoria	2011-0626-MSW-E	VICTORIA	4/5/2012	\$47,700	\$9,540	\$38,160	\$0
MSW	42250	City Of Levelland	2011-1411-MSW-E	HOCKLEY	5/12/2012	\$2,950	\$590	\$0	\$2,360
MSW	42631	Grande Butane Company Inc.	2011-1784-MSW-E	STARR	5/12/2012	\$3,750	\$750	\$3,000	\$0
MSW	42417	SMITH, ROY WAYNE	2011-1559-MSW-E	MCCULLOCH	5/12/2012	\$2,750	\$550	\$2,200	\$0
MSW	43110	City Of Mason	2011-2277-MSW-E	MASON	5/24/2012	\$1,125	\$225	\$900	\$0
MSW	42566	Eagle Electronics Resources, Inc.	2011-1709-MSW-E	HARRIS	5/24/2012	\$7,053	\$1,410	\$5,643	\$0
MSW	42197	River City Rolloffs, Inc.	2011-1345-MSW-E	TRAVIS	5/24/2012	\$2,100	\$420	\$1,680	\$0
MSW	42949	RECON SERVICES, INC.	2011-2098-MSW-E	TRAVIS	5/24/2012	\$1,000	\$200	\$800	\$0
MSW	40230	RAMOS, HECTOR C *	2010-1359-MSW-E	ATASCOSA	5/25/2012	\$15,000	\$0	\$15,000	\$0
MSW	43001	Grand Haven Homes, L.P.	2011-2159-MSW-E	WILLIAMSON	6/7/2012	\$1,000	\$200	\$800	\$0
MSW	42179	PRUETT, SHELBA G *	2011-1323-MSW-E	CAMERON	6/14/2012	\$15,000	\$0	\$15,000	\$0
MSW	40330	Robert Keller	2010-1441-MSW-E	JONES	6/14/2012	\$18,401	\$0	\$18,401	\$0
MSW	42153	TREVINO, FERNANDO	2011-1301-MSW-E	CAMERON	6/14/2012	\$15,000	\$0	\$15,000	\$0
MSW	43051	City of Mercedes	2011-2204-MSW-E	HIDALGO	6/17/2012	\$3,750	\$750	\$3,000	\$0
MSW	42713	Partus Land, L.L.C.	2011-1862-MSW-E	BRAZOS	6/17/2012	\$5,250	\$1,050	\$4,200	\$0
MSW	42731	RGV TIRE RECYCLING GROUP LLC	2011-1879-MSW-E	HIDALGO	7/6/2012	\$15,000	\$3,000	\$12,000	\$0
MSW	42675	Lubbock Alternator & Supploy, Inc.	2011-1874-MSW-E	LUBBOCK	7/8/2012	\$2,500	\$500	\$2,000	\$0
MSW	42922	MARTINEZ, GLORIA	2011-2145-MSW-E	STARR	7/8/2012	\$1,050	\$210	\$840	\$0
MSW	43117	Los Campeones, Inc.	2011-2276-MSW-E	CAMERON	7/8/2012	\$4,200	\$840	\$3,360	\$0
MSW	42809	Arturo Ulloa	2011-1971-MSW-E	HIDALGO	7/8/2012	\$6,375	\$1,275	\$5,100	\$0
MSW	43040	Greenstar Mid-America, LLC	2011-2226-MSW-E	BEXAR	7/15/2012	\$1,650	\$330	\$660	\$660
MSW	42368	KING, DANNY JOE	2011-1510-MSW-E	MONTGOMERY	7/15/2012	\$525	\$0	\$525	\$0
MSW	42387	US Innovations, Inc.	2011-1473-MSW-E	DENTON	7/26/2012	\$15,700	\$0	\$15,700	\$0
MSW	42677	central state shingle recycling LLC	2011-1823-MSW-E	*MULTIPLE	7/26/2012	\$18,375	\$0	\$18,375	\$0
MSW	36880	ROBERTS, FRANK *	2011-2198-MSW-E	BOSQUE	7/26/2012	\$22,750	\$0	\$22,750	\$0
MSW	42397	MOON NATHAN W *	2011-1546-MSW-E	REEVES	7/27/2012	\$1,000	\$0	\$1,000	\$0
MSW	42950	J & M Truck Tire Shop, Inc.	2011-2101-MSW-E	BEXAR	8/2/2012	\$10,000	\$2,000	\$8,000	\$0
MSW	43176	Larry J. Appelt	2011-2345-MSW-E	LAVACA	8/5/2012	\$1,050	\$210	\$840	\$0
MSW	43248	ROLAND, MARVIN LEE	2012-0049-MSW-E	GONZALES	8/5/2012	\$1,250	\$250	\$1,000	\$0
MSW	43046	Eckert, Patti	2011-2197-MSW-E	KIMBLE	8/5/2012	\$1,312	\$262	\$1,050	\$0
MSW	42851	PAPE, SUSAN *	2011-1989-MSW-E	BEXAR	8/17/2012	\$900	\$0	\$900	\$0

Singles Programs

Appendix 3: List of Administrative Orders Issued FY2012

Date Range Selected : 09/01/2011 - 08/31/2012

PGM	Case No.	Respondent Name	Docket#	County	Order Date	Penalty Assessed	Penalty Deferred	Payable Amount	SEP Offset
MSW	42084	Cowtown Excavating Company	2011-1207-MSW-E	TARRANT	8/17/2012	\$12,500	\$0	\$12,500	\$0
MSW	43398	Molly-Jack Moser Waldrop	2012-0209-MSW-E	MENARD	8/26/2012	\$1,070	\$214	\$856	\$0
MSW	43473	Maverick County	2012-0283-MSW-E	MAVERICK	8/26/2012	\$1,050	\$210	\$840	\$0
MSW	43320	Lloyd Earl Hunt	2012-0141-MSW-E	TRAVIS	8/26/2012	\$1,187	\$237	\$950	\$0
MSW	43231	Nido, Ltd	2012-0292-MSW-E	GUADALUPE	8/27/2012	\$10,625	\$2,125	\$8,500	\$0
MSW	42211	City of Forest Hill	2011-1990-MSW-E	TARRANT	8/27/2012	\$10,500	\$0	\$10,500	\$0
Subtotal for MSW : 71						\$738,411	\$68,706	\$666,685	\$3,020
OL	40647	SCALES, JOHN A PE	2010-1793-LII-E	MCLENNAN	9/2/2011	\$1,037	\$0	\$1,037	\$0
OL	40271	TILLEY, MIKE JASON	2010-1385-LII-E	COLLIN	9/16/2011	\$1,018	\$0	\$1,018	\$0
OL	40712	DODD, TERRY	2010-1863-LII-E	WILLIAMSON	10/6/2011	\$262	\$0	\$262	\$0
OL	40761	SARTOR, JOHN	2010-1907-LII-E	VICTORIA	10/17/2011	\$1,840	\$0	\$1,840	\$0
OL	41152	HUDDLESTON, JON M	2011-0227-LII-E	BELL	11/6/2011	\$1,220	\$0	\$1,220	\$0
OL	41258	Stephen Hall	2011-0346-LII-E	COLLIN	11/23/2011	\$262	\$0	\$262	\$0
OL	41094	The Woodlands Lawn and Pool Services, LLC	2011-0184-LII-E	HARRIS	11/23/2011	\$787	\$0	\$787	\$0
OL	41290	CELIS, KATHERINE M	2011-0381-LII-E	DENTON	11/23/2011	\$431	\$0	\$431	\$0
OL	41523	SANCHEZ, JUAN	2011-0619-LII-E	HARRIS	11/23/2011	\$1,210	\$0	\$1,210	\$0
OL	40951	BARNES, THOMAS L JR	2011-0031-LII-E	HARRIS	12/19/2011	\$312	\$0	\$312	\$0
OL	41894	CROWLEY, CHARLES C	2011-1014-LII-E	BEXAR	12/19/2011	\$188	\$37	\$151	\$0
OL	41554	BENAVIDES, GILBERT	2011-0649-LII-E	LUBBOCK	1/8/2012	\$250	\$0	\$250	\$0
OL	38468	SANTOS, GEORGE	2011-1218-LII-E	HARRIS	2/16/2012	\$650	\$0	\$650	\$0
OL	42567	WIBLE, JOSH	2011-1692-WOC-E	TRAVIS	3/18/2012	\$210	\$0	\$210	\$0
OL	42666	WHITESIDE, LARRY W	2011-1811-LII-E	TARRANT	4/8/2012	\$225	\$45	\$180	\$0
OL	42576	WEST, RALPH	2011-1710-LII-E	DALLAS	4/8/2012	\$188	\$37	\$151	\$0
OL	41700	MORENO, CHRIS G	2011-0809-LII-E	DALLAS	4/25/2012	\$262	\$0	\$262	\$0
OL	42509	LOPEZ, CARLOS R	2011-1652-WOC-E	CONCHO	5/13/2012	\$1,367	\$0	\$1,367	\$0
OL	42492	CURB, TRAVIS R	2011-1635-LII-E	BELL	5/24/2012	\$1,125	\$225	\$900	\$0
OL	43416	MORENO, ELIDA	2012-0218-WOC-E	CONCHO	6/7/2012	\$210	\$0	\$210	\$0
OL	43279	CAROTHERS, CODY J	2012-0094-WOC-E	BURNET	6/7/2012	\$210	\$0	\$210	\$0
OL	42231	HARVEY, JASON M	2011-1377-LII-E	BASTROP	6/14/2012	\$742	\$0	\$742	\$0
OL	42559	CASTREJON, RICARDO	2011-1711-LII-E	DALLAS	6/15/2012	\$1,125	\$0	\$1,125	\$0
OL	43191	FULLER, PAUL	2011-2358-LII-E	WILLIAMSON	7/15/2012	\$450	\$90	\$360	\$0
OL	43894	KITELEY, MARY C	2012-0728-OSS-E	JOHNSON	8/5/2012	\$175	\$0	\$175	\$0
OL	43156	HAWKINS, HARVEY RAY	2011-2314-LII-E	TOM GREEN	8/5/2012	\$1,288	\$257	\$1,031	\$0
OL	42856	JOBE, DUSTIN	2011-1991-LII-E	POTTER	8/22/2012	\$742	\$0	\$742	\$0
Subtotal for OL : 27						\$17,786	\$691	\$17,095	\$0
PST	40998	Roohi-Joohi Inc.	2011-0091-PST-E	TRAVIS	9/2/2011	\$5,110	\$0	\$5,110	\$0
PST	41342	Z Q INVESTMENTS, INC.	2011-0445-PST-E	BEXAR	9/16/2011	\$7,000	\$1,400	\$5,600	\$0
PST	41171	YU, KUN WON	2011-0263-PST-E	DALLAS	9/16/2011	\$5,323	\$1,064	\$4,259	\$0

Singles Programs

Appendix 3: List of Administrative Orders Issued FY2012

Date Range Selected : 09/01/2011 - 08/31/2012

PGM	Case No.	Respondent Name	Docket#	County	Order Date	Penalty Assessed	Penalty Deferred	Payable Amount	SEP Offset
PST	37844	Federico C. Villarreal	2009-0942-PST-E	DEWITT	9/16/2011	\$7,875	\$4,275	\$3,600	\$0
PST	41255	Garza Miguel, Jr.	2011-0368-PST-E	STARR	9/16/2011	\$2,625	\$525	\$2,100	\$0
PST	41295	Panther Aviation, Inc.	2011-0389-PST-E	JOHNSON	9/16/2011	\$10,443	\$2,088	\$8,355	\$0
PST	41373	El Paso Independent School District	2011-0468-PST-E	EL PASO	9/16/2011	\$5,850	\$1,170	\$4,680	\$0
PST	41101	Texas Eastern Transmission, LP	2011-0194-PST-E	HARRIS	9/16/2011	\$2,005	\$401	\$1,604	\$0
PST	41174	AYRA INVESTMENT, INC.	2011-0268-PST-E	JEFFERSON	9/16/2011	\$7,878	\$1,575	\$6,303	\$0
PST	36539	Thomas Ralph and Thomas Janice	2008-1613-PST-E	HARRIS	9/16/2011	\$6,300	\$0	\$6,300	\$0
PST	40605	Jeffy's, Inc. dba Jeffys Exxon Mobil 2	2010-1756-PST-E	HARRIS	9/16/2011	\$2,923	\$0	\$2,923	\$0
PST	41419	Aziz Mansoor	2011-0515-PST-E	JOHNSON	9/16/2011	\$2,380	\$476	\$1,904	\$0
PST	41242	OSMANI, TY	2011-0392-PST-E	GRAYSON	9/16/2011	\$3,875	\$775	\$3,100	\$0
PST	41286	Ruble Petroleum, Inc.	2011-0377-PST-E	HUNT	9/16/2011	\$2,091	\$418	\$1,673	\$0
PST	41278	Knollwood Mercantile Company	2011-0387-PST-E	GRAYSON	9/16/2011	\$4,322	\$864	\$3,458	\$0
PST	40914	COMPLEX OMV INC	2010-2082-PST-E	HARRIS	9/16/2011	\$5,108	\$1,021	\$4,087	\$0
PST	41081	GENERAL BODY MANUFACTURING CO	2011-0197-PST-E	TARRANT	9/16/2011	\$3,098	\$619	\$2,479	\$0
PST	41418	Borders & Long Oil, Inc.	2011-0514-PST-E	KAUFMAN	9/16/2011	\$10,000	\$2,000	\$8,000	\$0
PST	28013	Aliahsan Nadia Enterprises, Inc.	2009-0476-PST-E	BEXAR	9/16/2011	\$30,155	\$19,176	\$10,979	\$0
PST	41464	Rogers Prairie Mercantile, Inc.	2011-0560-PST-E	LEON	9/16/2011	\$3,737	\$747	\$2,990	\$0
PST	41201	Irvin Petersen, Executor for the Estate of Dossie Foster	2011-0292-PST-E	BRAZOS	9/16/2011	\$2,625	\$525	\$2,100	\$0
PST	40422	NOUREEN INC	2010-1531-PST-E	MAVERICK	9/16/2011	\$2,625	\$0	\$2,625	\$0
PST	41252	The Wilson N. Jones Memorial Hospital	2011-0339-PST-E	GRAYSON	9/16/2011	\$6,300	\$1,260	\$5,040	\$0
PST	41479	Total Consolidation, Inc.	2011-0588-PST-E	DENTON	9/16/2011	\$2,348	\$469	\$1,879	\$0
PST	41370	RENTERIA, ESTEBAN REY	2011-0466-PST-E	ANDERSON	10/2/2011	\$2,625	\$525	\$2,100	\$0
PST	41550	Shanil Oil Company	2011-0639-PST-E	JEFFERSON	10/2/2011	\$7,033	\$1,406	\$5,627	\$0
PST	41567	ABUHAMRA, IBRAHIM	2011-0671-PST-E	HARRIS	10/2/2011	\$1,755	\$351	\$1,404	\$0
PST	41677	Sandford Oil Company Inc	2011-0787-PST-E	WISE	10/2/2011	\$3,875	\$775	\$3,100	\$0
PST	41207	Farias Octavio	2011-0299-PST-E	HARRIS	10/2/2011	\$5,500	\$1,100	\$4,400	\$0
PST	41791	Maund Automotive Group, LP	2011-0902-PST-E	TRAVIS	10/2/2011	\$2,352	\$470	\$1,882	\$0
PST	41296	Olympia C-Store Management LLC	2011-0390-PST-E	TARRANT	10/2/2011	\$6,455	\$1,291	\$5,164	\$0
PST	41157	Stars Impex, Inc.	2011-0249-PST-E	JOHNSON	10/2/2011	\$5,000	\$1,000	\$4,000	\$0
PST	41023	Kunwar Incorporated	2011-0132-PST-E	TARRANT	10/2/2011	\$2,250	\$450	\$1,800	\$0
PST	41605	RYK ENTERPRISES LLC	2011-0701-PST-E	JEFFERSON	10/2/2011	\$1,875	\$375	\$1,500	\$0
PST	41297	Speedexx Enterprise Inc.	2011-0391-PST-E	HARRIS	10/2/2011	\$2,750	\$550	\$2,200	\$0
PST	40982	MKSN Investments, LLC	2011-0080-PST-E	HARRIS	10/2/2011	\$4,500	\$900	\$3,600	\$0
PST	41622	KHOU-TV, L.P.	2011-0729-PST-E	HARRIS	10/2/2011	\$10,693	\$2,138	\$8,555	\$0
PST	40872	BEST OF LAMA INCORPORATED	2010-2031-PST-E	TARRANT	10/2/2011	\$2,500	\$500	\$2,000	\$0
PST	41322	Bismilla, Inc.	2011-0413-PST-E	HARRIS	10/2/2011	\$3,250	\$650	\$2,600	\$0
PST	41337	Omega Retail, Inc.	2011-0433-PST-E	HARRIS	10/2/2011	\$1,925	\$385	\$1,540	\$0
PST	41660	EZ Action Retail, L.P.	2011-0768-PST-E	FAYETTE	10/2/2011	\$1,985	\$397	\$1,588	\$0

Singles Programs

Appendix 3: List of Administrative Orders Issued FY2012

Date Range Selected : 09/01/2011 - 08/31/2012

PGM	Case No.	Respondent Name	Docket#	County	Order Date	Penalty Assessed	Penalty Deferred	Payable Amount	SEP Offset
PST	41133	Saykot Enterprises, Inc.	2011-0237-PST-E	TARRANT	10/2/2011	\$2,764	\$552	\$2,212	\$0
PST	31634	Haider A., Inc.	2010-2006-PST-E	HARRIS	10/5/2011	\$39,780	\$0	\$39,780	\$0
PST	40893	S & S Conveniences, Inc.	2010-2052-PST-E	TARRANT	10/5/2011	\$2,600	\$0	\$2,600	\$0
PST	40181	SANJIB, RAY *	2010-1302-PST-E	WILLIAMSON	10/5/2011	\$7,129	\$0	\$7,129	\$0
PST	40918	GARCIA, MEROSLEM *	2010-2085-PST-E	HARRIS	10/6/2011	\$3,675	\$0	\$3,675	\$0
PST	41375	Suren Simon of Cleburne, Inc.	2011-0473-PST-E	JOHNSON	10/17/2011	\$2,250	\$450	\$1,800	\$0
PST	41456	MAYO, DONALD SR	2011-0553-PST-E	HARRIS	10/17/2011	\$2,500	\$500	\$2,000	\$0
PST	41549	Texas Christian University	2011-0642-PST-E	TARRANT	10/17/2011	\$2,250	\$450	\$1,800	\$0
PST	39848	Don Finley	2010-0949-PST-E	JOHNSON	10/17/2011	\$4,725	\$0	\$4,725	\$0
PST	41556	Irkasa Inc.	2011-0652-PST-E	TARRANT	10/17/2011	\$1,625	\$325	\$1,300	\$0
PST	39894	Carolyn Fink	2010-0997-PST-E	JASPER	10/17/2011	\$1,000	\$0	\$1,000	\$0
PST	41635	H.K.R.G., INC.	2011-0734-PST-E	WILLIAMSON	10/17/2011	\$3,750	\$750	\$3,000	\$0
PST	41587	Compass USA Enterprises, Inc.	2011-0675-PST-E	HARRIS	10/17/2011	\$2,425	\$485	\$1,940	\$0
PST	41541	Dipert Travel & Transportation, Ltd.	2011-0633-PST-E	TARRANT	10/17/2011	\$3,529	\$705	\$2,824	\$0
PST	40184	GATES, ROBERT N	2010-1306-PST-E	TYLER	10/17/2011	\$3,500	\$0	\$3,500	\$0
PST	40783	Addison Enterprises Inc.	2010-1940-PST-E	DALLAS	10/17/2011	\$3,544	\$0	\$3,544	\$0
PST	41597	Budhwani & Virani, Inc.	2011-0693-PST-E	TARRANT	10/17/2011	\$3,220	\$644	\$2,576	\$0
PST	41284	City of Sherman	2011-0376-PST-E	GRAYSON	10/17/2011	\$1,875	\$375	\$1,500	\$0
PST	41302	COMMERCE QUICK STOP INC	2011-0398-PST-E	HUNT	10/17/2011	\$2,629	\$525	\$2,104	\$0
PST	41722	KAML INC.	2011-0827-PST-E	GALVESTON	10/17/2011	\$2,247	\$449	\$1,798	\$0
PST	40018	DOSSANI, AZIZ	2010-1158-PST-E	TARRANT	10/22/2011	\$3,173	\$0	\$3,173	\$0
PST	40895	SALEH, ADNEN M	2010-2060-PST-E	TARRANT	10/22/2011	\$5,122	\$0	\$5,122	\$0
PST	40707	Natalin Dorette Keenan	2010-1853-PST-E	HOUSTON	10/22/2011	\$3,675	\$0	\$3,675	\$0
PST	40862	Mendez, Rene *	2010-2028-PST-E	JEFFERSON	10/22/2011	\$2,625	\$0	\$2,625	\$0
PST	40769	Seaberg Farms, Inc.	2010-1912-PST-E	LIBERTY	10/22/2011	\$3,850	\$0	\$3,850	\$0
PST	39846	HUSSAIN, SHARIQ	2010-0965-PST-E	HARRIS	11/2/2011	\$16,410	\$0	\$16,410	\$0
PST	40701	Spurg, LLC	2010-1888-PST-E	JEFFERSON	11/2/2011	\$15,341	\$0	\$15,341	\$0
PST	41724	Mica Corporation	2011-0848-PST-E	TARRANT	11/3/2011	\$2,629	\$525	\$2,104	\$0
PST	39658	Thomas Petroleum, LLC	2010-0751-PST-E	*MULTIPLE	11/3/2011	\$84,004	\$0	\$42,002	\$42,002
PST	41625	Strasburger Enterprises, Inc.	2011-0746-PST-E	TRAVIS	11/3/2011	\$5,000	\$1,000	\$4,000	\$0
PST	41577	BINFORD, JOHNNY	2011-0677-PST-E	FAYETTE	11/3/2011	\$3,750	\$750	\$3,000	\$0
PST	41443	Anjani C-Store Inc	2011-0546-PST-E	BRAZORIA	11/3/2011	\$6,680	\$1,336	\$5,344	\$0
PST	40717	LAKHANI, MEHMOOD	2010-1858-PST-E	DALLAS	11/3/2011	\$9,750	\$0	\$9,750	\$0
PST	41200	Tuff Enterprise, Inc.	2011-0314-PST-E	FORT BEND	11/3/2011	\$5,625	\$1,125	\$4,500	\$0
PST	40904	ALY, SHAZIA	2011-0004-PST-E	DALLAS	11/3/2011	\$7,756	\$1,551	\$6,205	\$0
PST	41202	A & T Inc.	2011-0291-PST-E	ELLIS	11/3/2011	\$8,380	\$1,676	\$6,704	\$0
PST	41534	Trishakti Enterprises, Inc	2011-0625-PST-E	TARRANT	11/3/2011	\$2,300	\$460	\$1,840	\$0
PST	41786	BELTWAY STORES INC.	2011-0905-PST-E	HARRIS	11/3/2011	\$1,757	\$351	\$1,406	\$0

Singles Programs

Appendix 3: List of Administrative Orders Issued FY2012

Date Range Selected : 09/01/2011 - 08/31/2012

PGM	Case No.	Respondent Name	Docket#	County	Order Date	Penalty Assessed	Penalty Deferred	Payable Amount	SEP Offset
PST	38823	OLD TYMER ENTERPRISES, INC.	2009-1991-PST-E	BEXAR	11/6/2011	\$48,453	\$0	\$48,453	\$0
PST	41063	We Are Crazy, Inc.	2011-0275-PST-E	ORANGE	11/6/2011	\$4,178	\$0	\$4,178	\$0
PST	40883	Frankie Willis Executor Estate of Clovis Willis	2010-2039-PST-E	LIMESTONE	11/6/2011	\$3,375	\$0	\$3,375	\$0
PST	41149	ADIL, AQIL M	2011-0266-PST-E	CHAMBERS	11/6/2011	\$5,425	\$0	\$5,425	\$0
PST	40056	MOSLEY, ROBBIE	2010-1168-PST-E	LAMB	11/6/2011	\$3,675	\$0	\$3,675	\$0
PST	39681	MAI, TAM VAN *	2010-0773-PST-E	HARRIS	11/6/2011	\$4,069	\$0	\$4,069	\$0
PST	41551	Hurst-Eules-Bedford ISD	2011-0640-PST-E	TARRANT	11/18/2011	\$1,925	\$385	\$1,540	\$0
PST	41723	Sai Shiva Incorporated	2011-0828-PST-E	TRAVIS	11/18/2011	\$3,000	\$600	\$2,400	\$0
PST	40981	Dixie Mart, Inc.	2011-0072-PST-E	TARRANT	11/18/2011	\$15,082	\$0	\$15,082	\$0
PST	41573	Johnson Supply and Equipment Corporation	2011-0673-PST-E	HARRIS	11/18/2011	\$36,100	\$7,220	\$28,880	\$0
PST	41792	Stewart Delivery Service, Inc.	2011-0901-PST-E	TARRANT	11/18/2011	\$3,398	\$679	\$2,719	\$0
PST	40631	Nam Bui	2010-1782-PST-E	HARRIS	11/18/2011	\$10,341	\$0	\$10,341	\$0
PST	41620	YOUSEF, NIZAR	2011-0745-PST-E	TOM GREEN	11/18/2011	\$2,750	\$550	\$2,200	\$0
PST	41438	MARTY MECHANICAL, INC.	2011-0545-PST-E	DENTON	11/18/2011	\$4,273	\$854	\$3,419	\$0
PST	41537	Texan Convenience, Inc.	2011-0628-PST-E	TARRANT	11/18/2011	\$3,326	\$665	\$2,661	\$0
PST	41811	Star Houston, Inc.	2011-0923-PST-E	HARRIS	11/18/2011	\$2,392	\$478	\$1,914	\$0
PST	41522	SENER INVESTMENTS, LLC	2011-0613-PST-E	DALLAS	11/18/2011	\$2,359	\$471	\$1,888	\$0
PST	41516	SINGH, KASHMIR	2011-0612-PST-E	GRAYSON	11/18/2011	\$7,000	\$1,400	\$5,600	\$0
PST	41588	A A B Investment, Inc.	2011-0674-PST-E	HARRIS	11/18/2011	\$5,000	\$1,000	\$4,000	\$0
PST	41601	JWK AUTO GROUP INC	2011-0692-PST-E	TARRANT	11/18/2011	\$2,500	\$500	\$2,000	\$0
PST	41662	Heerji Corporation	2011-0770-PST-E	DALLAS	11/18/2011	\$4,600	\$920	\$3,680	\$0
PST	40097	Mona Enterprises, Inc.	2010-1220-PST-E	HARRIS	11/18/2011	\$8,186	\$0	\$8,186	\$0
PST	41475	TEJANI, ABDULALI K	2011-0572-PST-E	TARRANT	11/18/2011	\$8,172	\$1,634	\$6,538	\$0
PST	41481	Kurio Interests, L.L.C.	2011-0587-PST-E	HARRIS	11/18/2011	\$6,600	\$1,320	\$5,280	\$0
PST	39737	DOBANI INC.	2010-0834-PST-E	HARRIS	11/20/2011	\$9,303	\$0	\$9,303	\$0
PST	41209	Ninfa Montalvo *	2011-0301-PST-E	HARRIS	11/23/2011	\$5,500	\$0	\$5,500	\$0
PST	41234	TOUNLEY, DONNA M	2011-0325-PST-E	DENTON	11/23/2011	\$6,300	\$0	\$6,300	\$0
PST	41111	Womack, Larry	2011-0262-PST-E	HARRIS	11/23/2011	\$2,875	\$0	\$2,875	\$0
PST	41148	Bickett Terry	2011-0233-PST-E	CHAMBERS	11/23/2011	\$3,850	\$0	\$3,850	\$0
PST	41176	Pathan Investments, INC. DBA Time Out	2011-0270-PST-E	JEFFERSON	12/8/2011	\$6,184	\$0	\$6,184	\$0
PST	39774	RICKY INVESTMENTS INC.	2010-0881-PST-E	POLK	12/8/2011	\$47,350	\$0	\$47,350	\$0
PST	41323	Noel A Zamora	2011-0411-PST-E	STARR	12/8/2011	\$6,300	\$0	\$6,300	\$0
PST	41977	5 STAR FORTUNE INC.	2011-1085-PST-E	HARRIS	12/19/2011	\$2,500	\$500	\$2,000	\$0
PST	41993	JYKM Union, Inc.	2011-1110-PST-E	WILLIAMSON	12/19/2011	\$2,500	\$500	\$2,000	\$0
PST	41661	I-TEX Grocery, Inc.	2011-0769-PST-E	HARRIS	12/19/2011	\$4,130	\$826	\$3,304	\$0
PST	41014	Sona Ventures, Inc.	2011-0109-PST-E	HARRIS	12/19/2011	\$5,100	\$0	\$5,100	\$0
PST	41617	Con-way Freight Inc.	2011-0716-PST-E	HARRIS	12/19/2011	\$7,500	\$1,500	\$6,000	\$0
PST	42021	ZEE GLOBAL ENTERPRISE INC	2011-1130-PST-E	HARRIS	12/19/2011	\$2,429	\$485	\$1,944	\$0

Singles Programs

Appendix 3: List of Administrative Orders Issued FY2012

Date Range Selected : 09/01/2011 - 08/31/2012

PGM	Case No.	Respondent Name	Docket#	County	Order Date	Penalty Assessed	Penalty Deferred	Payable Amount	SEP Offset
PST	41649	Albert Khoa Corp	2011-0750-PST-E	HARRIS	12/19/2011	\$2,555	\$511	\$2,044	\$0
PST	41656	Vachana S Mao	2011-0762-PST-E	TARRANT	12/19/2011	\$1,155	\$231	\$924	\$0
PST	41890	Jupiter Food Mart, LLC	2011-1005-PST-E	TARRANT	12/19/2011	\$2,375	\$475	\$1,900	\$0
PST	42012	FH&S Enterprises, Inc.	2011-1113-PST-E	TARRANT	12/19/2011	\$1,540	\$308	\$1,232	\$0
PST	41832	Naqib Business Corporation	2011-0952-PST-E	HARRIS	12/19/2011	\$2,350	\$470	\$1,880	\$0
PST	41542	Crown Enterprises, Inc.	2011-0631-PST-E	TARRANT	12/19/2011	\$10,879	\$2,175	\$8,704	\$0
PST	40459	Northwest Petroleum LP	2010-1588-PST-E	HAYS	12/19/2011	\$8,004	\$0	\$8,004	\$0
PST	41599	City of Houston	2011-0699-PST-E	HARRIS	12/19/2011	\$14,475	\$2,895	\$11,580	\$0
PST	40956	A L Nizamani, Inc.	2011-0071-PST-E	HARRIS	12/19/2011	\$2,650	\$0	\$2,650	\$0
PST	41885	Save N More Corporation	2011-0999-PST-E	HARRIS	12/19/2011	\$3,000	\$600	\$2,400	\$0
PST	39973	OGHI Enterprises Inc.	2010-1094-PST-E	MONTGOMERY	12/19/2011	\$13,074	\$0	\$13,074	\$0
PST	41468	Ahefaz, LLC	2011-0566-PST-E	HARRIS	12/19/2011	\$9,694	\$1,938	\$7,756	\$0
PST	41015	MOMIN, AKBAR ALI *	2011-0117-PST-E	TRAVIS	12/19/2011	\$2,500	\$0	\$2,500	\$0
PST	40400	Tom Green County	2010-1516-PST-E	TOM GREEN	12/19/2011	\$3,000	\$0	\$3,000	\$0
PST	41822	Harris County Hospital District	2011-0938-PST-E	HARRIS	12/19/2011	\$2,250	\$450	\$1,800	\$0
PST	41950	Jack & Jeff, Inc.	2011-1059-PST-E	HARRIS	12/19/2011	\$8,137	\$1,627	\$6,510	\$0
PST	41701	Height's Exxon, Inc.	2011-0815-PST-E	HARRIS	12/19/2011	\$3,379	\$675	\$2,704	\$0
PST	41657	TEXAS UNITED ENTERPRISE INC	2011-0761-PST-E	GRAYSON	12/19/2011	\$5,129	\$1,025	\$4,104	\$0
PST	40803	PHAM, QUANG DANG	2010-1948-PST-E	HARRIS	12/19/2011	\$2,871	\$0	\$2,871	\$0
PST	41543	Hossain Makvandi	2011-0632-PST-E	ROCKWALL	12/19/2011	\$3,879	\$775	\$3,104	\$0
PST	41845	STK FOOD INC	2011-0960-PST-E	HARRIS	12/19/2011	\$5,200	\$1,040	\$4,160	\$0
PST	40865	E.Y.C. Corporation	2010-2026-PST-E	DALLAS	12/19/2011	\$2,000	\$0	\$2,000	\$0
PST	42032	LN Corporation	2011-1148-PST-E	HARRIS	12/19/2011	\$4,500	\$900	\$3,600	\$0
PST	41709	Joe Johs, Jr.	2011-0820-PST-E	MATAGORDA	12/19/2011	\$4,025	\$0	\$4,025	\$0
PST	41559	TCA International Investments, Inc.	2011-0668-PST-E	FAYETTE	12/19/2011	\$13,600	\$2,720	\$10,880	\$0
PST	41560	Lone Star Convenience Stores, Inc.	2011-0669-PST-E	TARRANT	12/19/2011	\$6,750	\$1,350	\$5,400	\$0
PST	41952	Main Street Business, Inc.	2011-1068-PST-E	HARRIS	12/19/2011	\$8,850	\$1,770	\$7,080	\$0
PST	41879	NAGI, VINOD	2011-0994-PST-E	WILLIAMSON	12/19/2011	\$4,500	\$900	\$3,600	\$0
PST	41087	Hashir Investments, Inc.	2011-0180-PST-E	TRAVIS	12/19/2011	\$2,629	\$0	\$2,629	\$0
PST	41568	ABF Freight System, Inc.	2011-0672-PST-E	HOUSTON	12/19/2011	\$2,500	\$500	\$2,000	\$0
PST	39526	Bluff Springs Enterprises Inc.	2010-0616-PST-E	TRAVIS	12/19/2011	\$11,897	\$0	\$11,897	\$0
PST	41655	Fondren ADP, Ltd.	2011-0760-PST-E	HARRIS	12/19/2011	\$3,050	\$610	\$2,440	\$0
PST	41751	Trinity Industries, Inc.	2011-0898-PST-E	TARRANT	12/19/2011	\$3,141	\$628	\$2,513	\$0
PST	41762	YOUNGBLOOD, ROBERT M	2011-0482-PST-E	TYLER	12/19/2011	\$2,500	\$0	\$2,500	\$0
PST	41632	MSBK, LLC	2011-0732-PST-E	ORANGE	12/19/2011	\$8,448	\$1,689	\$6,759	\$0
PST	41616	NAFISA INC	2011-0715-PST-E	TARRANT	12/19/2011	\$3,570	\$714	\$2,856	\$0
PST	41695	Austin Independent School District	2011-0799-PST-E	TRAVIS	12/19/2011	\$1,125	\$225	\$900	\$0
PST	42114	L. H. Chaney Materials, Inc.	2011-1250-PST-E	WISE	12/19/2011	\$3,876	\$775	\$3,101	\$0

Singles Programs

Appendix 3: List of Administrative Orders Issued FY2012

Date Range Selected : 09/01/2011 - 08/31/2012

PGM	Case No.	Respondent Name	Docket#	County	Order Date	Penalty Assessed	Penalty Deferred	Payable Amount	SEP Offset
PST	41776	Lakeside Country Club	2011-0920-PST-E	HARRIS	12/19/2011	\$2,250	\$450	\$1,800	\$0
PST	41929	JP Morgan Chase	2011-1041-PST-E	TARRANT	12/19/2011	\$6,555	\$1,311	\$5,244	\$0
PST	39572	Jerome H. Jansky	2010-0664-PST-E	HOUSTON	12/19/2011	\$6,300	\$0	\$6,300	\$0
PST	41790	KASHMIR ROAD LINES LLC	2011-0903-PST-E	HARRIS	12/19/2011	\$4,104	\$820	\$3,284	\$0
PST	42033	SIBLEY, EDWARD W	2011-1147-PST-E	HARRIS	12/19/2011	\$2,350	\$470	\$1,880	\$0
PST	41487	Mir Brothers Inc.	2011-0586-PST-E	HARRIS	12/19/2011	\$2,162	\$432	\$1,730	\$0
PST	40978	Anmol Investment, Inc.	2011-0059-PST-E	HARRIS	12/19/2011	\$2,550	\$0	\$2,550	\$0
PST	41813	LEJO Management, Inc.	2011-1055-PST-E	HARRIS	12/19/2011	\$3,050	\$610	\$2,440	\$0
PST	42052	Crane County Hospital District	2011-1177-PST-E	CRANE	12/19/2011	\$4,875	\$975	\$3,900	\$0
PST	41730	KASHMIR ROAD LINES LLC	2011-0834-PST-E	HARRIS	12/19/2011	\$5,748	\$1,149	\$4,599	\$0
PST	41604	Femato Enterprises, LLC	2011-0702-PST-E	BLANCO	12/19/2011	\$14,078	\$2,815	\$11,263	\$0
PST	39728	DALLAS MSA INC.	2010-0823-PST-E	TARRANT	12/19/2011	\$12,012	\$0	\$12,012	\$0
PST	40967	Oski LLC	2011-0045-PST-E	TRAVIS	12/19/2011	\$5,000	\$0	\$5,000	\$0
PST	41739	Mucklai Investments, Inv.	2011-0852-PST-E	TARRANT	12/19/2011	\$4,600	\$920	\$3,680	\$0
PST	39629	PHAM, QUANG DANG	2011-0853-PST-E	HARRIS	12/19/2011	\$3,406	\$0	\$3,406	\$0
PST	41608	Addison Enterprises Inc.	2011-0704-PST-E	ROCKWALL	12/19/2011	\$3,500	\$700	\$2,800	\$0
PST	41688	ASHFAQE ENTERPRISES, INC.	2011-0814-PST-E	TARRANT	12/19/2011	\$3,835	\$767	\$3,068	\$0
PST	42130	JAMES WOOD MOTORS INC	2011-1276-PST-E	WISE	12/19/2011	\$2,500	\$500	\$2,000	\$0
PST	40990	A & H Petroleum Inc.	2011-0078-PST-E	TARRANT	12/19/2011	\$5,000	\$0	\$5,000	\$0
PST	41564	Kauser Energy Inc.	2011-0670-PST-E	DENTON	12/19/2011	\$4,210	\$842	\$3,368	\$0
PST	41270	BRUTON, JERRY	2011-0386-PST-E	NAVARRO	12/19/2011	\$2,625	\$0	\$2,625	\$0
PST	41951	Hill Country Telephone Cooperative, Inc.	2011-1058-PST-E	KERR	12/19/2011	\$2,250	\$450	\$1,800	\$0
PST	41222	K & A Retail Inc.	2011-0340-PST-E	DALLAS	1/8/2012	\$3,154	\$0	\$3,154	\$0
PST	40860	M & K Pantry LLC	2010-2021-PST-E	HARDIN	1/8/2012	\$3,675	\$0	\$3,675	\$0
PST	41261	Felix Rodriguez *	2011-0349-PST-E	*MULTIPLE	1/8/2012	\$6,300	\$0	\$6,300	\$0
PST	41557	IZ, Inc.	2011-0653-PST-E	*MULTIPLE	1/8/2012	\$16,780	\$0	\$16,780	\$0
PST	40921	Desi Group, Inc.	2011-0005-PST-E	DALLAS	1/8/2012	\$44,085	\$0	\$44,085	\$0
PST	41348	Al-Museer, Inc.	2011-0444-PST-E	HARRIS	1/8/2012	\$4,025	\$0	\$4,025	\$0
PST	41527	GALINDO, LEOPOLDO E	2011-0646-PST-E	CRANE	1/8/2012	\$65,000	\$0	\$65,000	\$0
PST	15492	M & K Pantry LLC	2011-0638-PST-E	HARDIN	1/25/2012	\$28,125	\$0	\$28,125	\$0
PST	41923	VOSS ROAD EXXON, LLC	2011-1054-PST-E	HARRIS	1/27/2012	\$7,929	\$1,585	\$6,344	\$0
PST	41910	City of Houston	2011-1023-PST-E	HARRIS	1/27/2012	\$7,600	\$1,520	\$6,080	\$0
PST	42034	Quick Gas & Lube Inc.	2011-1142-PST-E	HARRIS	1/27/2012	\$25,584	\$5,116	\$20,468	\$0
PST	41782	Ahmad, Masood	2011-0895-PST-E	JEFFERSON	1/27/2012	\$9,677	\$1,935	\$7,742	\$0
PST	42134	HOMEYER, CARL	2011-1278-PST-E	BURLESON	1/27/2012	\$9,011	\$1,802	\$7,209	\$0
PST	41831	SAAI, LLC	2011-0953-PST-E	FAYETTE	1/27/2012	\$12,012	\$2,402	\$9,610	\$0
PST	41469	Hernandez Petroleum, Inc.	2011-0567-PST-E	WEBB	2/8/2012	\$5,000	\$0	\$5,000	\$0
PST	41389	Walterscheid Meat Co.	2011-0485-PST-E	COOKE	2/10/2012	\$2,136	\$427	\$1,709	\$0

Singles Programs

Appendix 3: List of Administrative Orders Issued FY2012

Date Range Selected : 09/01/2011 - 08/31/2012

PGM	Case No.	Respondent Name	Docket#	County	Order Date	Penalty Assessed	Penalty Deferred	Payable Amount	SEP Offset
PST	41747	Victron Stores, L.P.	2011-0859-PST-E	TARRANT	2/10/2012	\$2,600	\$520	\$2,080	\$0
PST	42121	International Business Connection, Inc.	2011-1290-PST-E	TARRANT	2/10/2012	\$2,250	\$450	\$1,800	\$0
PST	40899	SHAFIQ, MOHAMMAD	2010-2087-PST-E	MONTGOMERY	2/10/2012	\$3,668	\$733	\$2,935	\$0
PST	41984	Bogga Enterprises LLC	2011-1109-PST-E	HARRIS	2/10/2012	\$2,675	\$535	\$2,140	\$0
PST	41633	Cross Street Service, Inc.	2011-0733-PST-E	TARRANT	2/10/2012	\$3,150	\$630	\$2,520	\$0
PST	41586	UHS of Texoma, Inc.	2011-0676-PST-E	GRAYSON	2/10/2012	\$3,000	\$600	\$2,400	\$0
PST	41810	King Fuels, Inc.	2011-0922-PST-E	HARRIS	2/10/2012	\$3,850	\$770	\$3,080	\$0
PST	42064	Hit Mi Entertainment, Inc.	2011-1182-PST-E	HARRIS	2/10/2012	\$2,429	\$485	\$1,944	\$0
PST	41769	Habibco, Inc.	2011-0879-PST-E	TRAVIS	2/10/2012	\$2,500	\$500	\$2,000	\$0
PST	41711	HRH Investments, LP	2011-0821-PST-E	TARRANT	2/10/2012	\$4,800	\$960	\$3,840	\$0
PST	41257	SAEED, MOHAMMAD	2011-0343-PST-E	JOHNSON	2/13/2012	\$2,500	\$0	\$2,500	\$0
PST	40772	SLOAN, JAMES BROOK	2010-1934-PST-E	JOHNSON	2/13/2012	\$2,625	\$0	\$2,625	\$0
PST	41855	GEO ENTERPRISES INC.	2011-0959-PST-E	HARRIS	2/13/2012	\$3,100	\$0	\$3,100	\$0
PST	41799	Bis C-Store, Inc.	2011-1001-PST-E	HARRIS	2/13/2012	\$4,600	\$0	\$4,600	\$0
PST	40577	NAMINATH INVESTMENT, INC.	2010-1723-PST-E	GALVESTON	2/13/2012	\$4,875	\$0	\$4,875	\$0
PST	41333	IGLESIAS, JESUS	2011-0458-PST-E	HIDALGO	2/13/2012	\$5,408	\$0	\$5,408	\$0
PST	38619	Chwiki Corp.	2009-1756-PST-E	DALLAS	2/16/2012	\$9,350	\$140	\$9,210	\$0
PST	41848	Ashok K Sharma *	2011-0968-PST-E	TARRANT	2/16/2012	\$2,120	\$0	\$2,120	\$0
PST	42311	CUSA GCT, LLC	2011-1459-PST-E	HARRIS	2/18/2012	\$13,611	\$2,722	\$10,889	\$0
PST	42119	Rahil, Incorporated	2011-1262-PST-E	BEXAR	2/18/2012	\$36,637	\$7,327	\$29,310	\$0
PST	41934	MOOSA INC. LLC	2011-1050-PST-E	HARRIS	2/18/2012	\$12,705	\$2,541	\$10,164	\$0
PST	41973	Kachmar Enterprises, Inc.	2011-1087-PST-E	HARRIS	2/22/2012	\$24,065	\$0	\$24,065	\$0
PST	41685	Al-Imran Enterprises, Inc.	2011-0788-PST-E	HARRIS	2/25/2012	\$2,650	\$530	\$2,120	\$0
PST	42080	Sadash Corporation	2011-1200-PST-E	WISE	2/25/2012	\$3,879	\$775	\$3,104	\$0
PST	42177	KBCH, LLC	2011-1321-PST-E	WISE	2/25/2012	\$2,497	\$499	\$1,998	\$0
PST	42040	Food Fast Corporation	2011-1159-PST-E	KAUFMAN	2/25/2012	\$1,000	\$200	\$800	\$0
PST	42039	VJP CORPORATION	2011-1155-PST-E	TARRANT	2/25/2012	\$5,229	\$1,045	\$4,184	\$0
PST	42054	Vuyuru Interests, Inc.	2011-1179-PST-E	MONTGOMERY	2/25/2012	\$2,404	\$480	\$1,924	\$0
PST	41744	Federal Aviation Administration	2011-0855-PST-E	TARRANT	2/25/2012	\$4,500	\$900	\$3,600	\$0
PST	41417	Charlsie Ann Evans Wilkins	2011-0513-PST-E	GRAYSON	2/25/2012	\$5,075	\$0	\$5,075	\$0
PST	42088	LUU, KATHY	2011-1209-PST-E	HARRIS	2/25/2012	\$6,329	\$1,265	\$5,064	\$0
PST	41892	Smithco Marketing Corporation	2011-1009-PST-E	KIMBLE	2/25/2012	\$3,750	\$750	\$3,000	\$0
PST	42176	Hall Oil Company, Inc.	2011-1320-PST-E	HOPKINS	2/25/2012	\$2,001	\$400	\$1,601	\$0
PST	42308	SARA PANTRY INC	2011-1457-PST-E	GRIMES	2/25/2012	\$2,004	\$400	\$1,604	\$0
PST	42267	All-Tex Erection Systems, Inc.	2011-1415-PST-E	HARRIS	2/25/2012	\$2,641	\$528	\$2,113	\$0
PST	41912	Jack Cooper Transport Co., Inc.	2011-1038-PST-E	TARRANT	2/25/2012	\$6,749	\$1,349	\$5,400	\$0
PST	42071	Kd Allseason, Inc.	2011-1197-PST-E	HARRIS	2/25/2012	\$5,500	\$1,100	\$4,400	\$0
PST	42124	Kountry Korner Store, Inc.	2011-1271-PST-E	WISE	2/25/2012	\$2,004	\$400	\$1,604	\$0

Singles Programs

Appendix 3: List of Administrative Orders Issued FY2012

Date Range Selected : 09/01/2011 - 08/31/2012

PGM	Case No.	Respondent Name	Docket#	County	Order Date	Penalty Assessed	Penalty Deferred	Payable Amount	SEP Offset
PST	41795	STONE TRUCKING COMPANY, INC.	2011-0900-PST-E	LIVE OAK	2/25/2012	\$3,590	\$718	\$2,872	\$0
PST	41654	Prudencia Andrade	2011-0759-PST-E	CAMERON	2/25/2012	\$3,500	\$0	\$3,500	\$0
PST	41936	Kenneth W. Blevins	2011-1049-PST-E	LIVE OAK	2/25/2012	\$4,265	\$853	\$3,412	\$0
PST	42020	SAM LIM INC	2011-1237-PST-E	TARRANT	2/25/2012	\$3,600	\$720	\$2,880	\$0
PST	40824	QUICKWAYS INC	2010-1974-PST-E	TARRANT	2/25/2012	\$2,217	\$443	\$1,774	\$0
PST	42249	T&L Golden Star, Inc.	2011-1396-PST-E	HENDERSON	2/25/2012	\$1,125	\$225	\$900	\$0
PST	42024	Bhai Business, LLC	2011-1138-PST-E	HARRIS	2/25/2012	\$2,550	\$510	\$2,040	\$0
PST	42154	Wilkins & Pyeatt, Inc.	2011-1295-PST-E	LAMAR	2/25/2012	\$2,629	\$525	\$2,104	\$0
PST	42174	Hebron Enterprises, Inc.	2011-1317-PST-E	WISE	2/25/2012	\$1,000	\$200	\$800	\$0
PST	42159	Coston & Son, Inc.	2011-1299-PST-E	LAMAR	2/25/2012	\$3,850	\$770	\$3,080	\$0
PST	42294	Leibham Milk Transport, Inc.	2011-1438-PST-E	GRIMES	2/25/2012	\$2,379	\$475	\$1,904	\$0
PST	42141	E.Z. Good Inc.	2011-1287-PST-E	HARRIS	2/25/2012	\$2,600	\$520	\$2,080	\$0
PST	41301	REID, TERESA	2011-0397-PST-E	JOHNSON	2/25/2012	\$2,629	\$0	\$2,629	\$0
PST	41937	Avis Rent A Car System, Inc.	2011-1048-PST-E	HARRIS	2/25/2012	\$2,500	\$500	\$2,000	\$0
PST	41293	PATEL, BHASKAR R	2011-0382-PST-E	BRAZORIA	2/25/2012	\$3,500	\$0	\$3,500	\$0
PST	42065	2000 IIG Inc. dba Diamond Smart 2	2011-1193-PST-E	HARRIS	2/25/2012	\$2,933	\$586	\$2,347	\$0
PST	40599	HARDEN, DAVID	2010-1775-PST-E	WALKER	2/26/2012	\$3,500	\$3,500	\$0	\$0
PST	41800	New Caney Enterprise, Inc.	2011-0914-PST-E	MONTGOMERY	3/1/2012	\$3,952	\$0	\$3,952	\$0
PST	35348	STANLEY, C M JR	2008-0219-PST-E	GREGG	3/1/2012	\$3,675	\$0	\$3,675	\$0
PST	41901	S.R.R. Investments, Inc.	2011-1011-PST-E	TRAVIS	3/1/2012	\$5,000	\$0	\$5,000	\$0
PST	41175	Fifa Inc.	2011-0267-PST-E	TARRANT	3/1/2012	\$1,925	\$0	\$1,925	\$0
PST	41010	Arsh Trading, Inc.	2011-0107-PST-E	TRAVIS	3/1/2012	\$5,000	\$0	\$5,000	\$0
PST	41177	Scyene Mobil, L.L.C.	2011-0269-PST-E	DALLAS	3/1/2012	\$5,410	\$0	\$5,410	\$0
PST	41308	GK SINGH ENTERPRISES, L.L.C.	2011-0404-PST-E	GRAYSON	3/1/2012	\$3,372	\$0	\$3,372	\$0
PST	41919	MATAR, FOUAD	2011-1030-PST-E	HARRIS	3/1/2012	\$3,050	\$0	\$3,050	\$0
PST	41948	William Grocery, Inc.	2011-1060-PST-E	WILLIAMSON	3/3/2012	\$3,500	\$700	\$2,800	\$0
PST	41899	YILDIRIM, IZZET	2011-1012-PST-E	HARRIS	3/3/2012	\$2,600	\$520	\$2,080	\$0
PST	42028	New Mart Corporation	2011-1139-PST-E	FORT BEND	3/3/2012	\$3,155	\$631	\$2,524	\$0
PST	41705	Gova Enterprise, Inc.	2011-0818-PST-E	HARRIS	3/3/2012	\$4,979	\$995	\$3,984	\$0
PST	41870	2SAM, INCORPORATED	2011-0983-PST-E	TRAVIS	3/3/2012	\$2,886	\$577	\$2,309	\$0
PST	42161	MATLOCK, JOHN A	2011-1309-PST-E	KAUFMAN	3/3/2012	\$1,875	\$375	\$1,500	\$0
PST	41930	Excellent Inc.	2011-1052-PST-E	HARRIS	3/3/2012	\$4,700	\$940	\$3,760	\$0
PST	41750	STELLA LINK BUSINESS LLC	2011-0863-PST-E	HARRIS	3/3/2012	\$2,880	\$576	\$2,304	\$0
PST	42371	KAPADIA SADLER DEVELOPMENT INC	2011-1512-PST-E	HENDERSON	3/3/2012	\$11,208	\$2,241	\$8,967	\$0
PST	41720	610 ENTERPRISES INC.	2011-0838-PST-E	HARRIS	3/3/2012	\$5,100	\$1,020	\$4,080	\$0
PST	42066	Spring Branch ISD	2011-1187-PST-E	HARRIS	3/3/2012	\$1,925	\$385	\$1,540	\$0
PST	42009	A C Mobile Inc	2011-1137-PST-E	HARRIS	3/3/2012	\$3,500	\$700	\$2,800	\$0
PST	41783	Vishnu Priya, LLC	2011-0894-PST-E	DALLAS	3/3/2012	\$2,550	\$510	\$2,040	\$0

Singles Programs

Appendix 3: List of Administrative Orders Issued FY2012

Date Range Selected : 09/01/2011 - 08/31/2012

PGM	Case No.	Respondent Name	Docket#	County	Order Date	Penalty Assessed	Penalty Deferred	Payable Amount	SEP Offset
PST	42081	Phuong Gia Corporation	2011-1201-PST-E	HOPKINS	3/3/2012	\$3,880	\$776	\$3,104	\$0
PST	42127	Asmats, L. L. C.	2011-1274-PST-E	HARRIS	3/3/2012	\$2,350	\$470	\$1,880	\$0
PST	41013	HoustonAustin Investments, LLC.	2011-0111-PST-E	TRAVIS	3/3/2012	\$3,879	\$775	\$3,104	\$0
PST	41861	NYLA, Inc.	2011-0981-PST-E	HARRIS	3/3/2012	\$1,925	\$385	\$1,540	\$0
PST	41789	FGH Insulation Co.	2011-0904-PST-E	HARRIS	3/3/2012	\$2,361	\$472	\$1,889	\$0
PST	42109	West End Auto-Works, Inc.	2011-1246-PST-E	HARRIS	3/3/2012	\$7,833	\$1,566	\$6,267	\$0
PST	40187	ZQS CORPORATION, INC. *	2010-1326-PST-E	GALVESTON	3/9/2012	\$19,868	\$0	\$19,868	\$0
PST	41578	QUICKWAYS INC	2011-0678-PST-E	TARRANT	3/9/2012	\$3,570	\$0	\$3,570	\$0
PST	41962	SINGH, SUNY	2011-1078-PST-E	WASHINGTON	3/16/2012	\$8,742	\$0	\$8,742	\$0
PST	42098	Commercial Metals Company	2011-1233-PST-E	DALLAS	3/18/2012	\$1,875	\$375	\$1,500	\$0
PST	41880	Avis Rent A Car System, Inc.	2011-0993-PST-E	DALLAS	3/18/2012	\$2,500	\$500	\$2,000	\$0
PST	42326	TRAN, CAROL PHAM	2011-1474-PST-E	TARRANT	3/18/2012	\$2,250	\$450	\$1,800	\$0
PST	42209	Mica Corporation	2011-1335-PST-E	HARRIS	3/18/2012	\$2,500	\$500	\$2,000	\$0
PST	42003	NGUYEN, LINDA PHUONG HONG	2011-1128-PST-E	HARRIS	3/18/2012	\$5,150	\$1,030	\$4,120	\$0
PST	41909	Mohammed K. Ali	2011-1024-PST-E	HARRIS	3/18/2012	\$3,425	\$685	\$2,740	\$0
PST	42160	Athens Twin Ventures, Inc.	2011-1310-PST-E	HENDERSON	3/18/2012	\$3,879	\$775	\$3,104	\$0
PST	42144	U S REALTY HOLDINGS LTD	2011-1292-PST-E	JOHNSON	3/18/2012	\$2,629	\$525	\$2,104	\$0
PST	41956	AAM, Inc.	2011-1106-PST-E	DALLAS	3/18/2012	\$2,900	\$580	\$2,320	\$0
PST	41785	MAINALI CORPORATION	2011-0906-PST-E	WISE	3/18/2012	\$1,999	\$399	\$1,600	\$0
PST	42238	Diamond A Inc.	2011-1385-PST-E	WILLIAMSON	3/18/2012	\$3,879	\$775	\$3,104	\$0
PST	41849	ANMOL & ASSOCIATES INC	2011-0984-PST-E	TARRANT	3/18/2012	\$2,250	\$450	\$900	\$900
PST	42552	Crocker Crane LP	2011-1689-PST-E	DALLAS	3/18/2012	\$2,379	\$475	\$1,904	\$0
PST	42083	Miller Grove Farm Supply, Inc.	2011-1236-PST-E	HOPKINS	3/18/2012	\$2,379	\$475	\$1,904	\$0
PST	42204	LAYTON, LARRY	2011-1380-PST-E	HOPKINS	3/18/2012	\$3,880	\$776	\$3,104	\$0
PST	42266	JAVAID, MUHAMMAD K	2011-1417-PST-E	HARRIS	3/18/2012	\$2,379	\$475	\$1,904	\$0
PST	42314	Oleg Corporation	2011-1598-PST-E	HARRIS	3/18/2012	\$2,250	\$450	\$1,800	\$0
PST	41864	NEMRY, NASHAT	2011-0971-PST-E	HARRIS	3/18/2012	\$5,229	\$1,045	\$4,184	\$0
PST	42242	N. R. S. Investments, Inc.	2011-1392-PST-E	TARRANT	3/18/2012	\$5,046	\$1,009	\$4,037	\$0
PST	42058	M. S. Kari & Associates, Inc.	2011-1188-PST-E	HARRIS	3/18/2012	\$1,000	\$200	\$800	\$0
PST	42208	NEEL KAMAL INC	2011-1336-PST-E	WILLIAMSON	3/18/2012	\$5,129	\$1,025	\$4,104	\$0
PST	42243	Creedmoor Country Grocery, Inc.	2011-1393-PST-E	TRAVIS	3/18/2012	\$2,629	\$525	\$2,104	\$0
PST	42324	ALTAMESA FINE FOOD LLP.	2011-1502-PST-E	TARRANT	3/18/2012	\$2,814	\$562	\$2,252	\$0
PST	42125	Vasan, Inc.	2011-1272-PST-E	KENDALL	3/18/2012	\$2,041	\$408	\$1,633	\$0
PST	42167	Neutze Properties, Ltd.	2011-1379-PST-E	KENDALL	3/18/2012	\$3,500	\$700	\$2,800	\$0
PST	42245	ALI, ADEEL	2011-1395-PST-E	ELLIS	3/18/2012	\$3,629	\$725	\$2,904	\$0
PST	42120	Jack's Grocery, Inc.	2011-1289-PST-E	HARRIS	3/18/2012	\$4,629	\$925	\$3,704	\$0
PST	42226	ALYCO INC	2011-1373-PST-E	WILLIAMSON	3/18/2012	\$2,500	\$500	\$2,000	\$0
PST	42293	SABIR BUSINESS INC.	2011-1437-PST-E	HARRIS	3/18/2012	\$2,300	\$460	\$1,840	\$0

Singles Programs

Appendix 3: List of Administrative Orders Issued FY2012

Date Range Selected : 09/01/2011 - 08/31/2012

PGM	Case No.	Respondent Name	Docket#	County	Order Date	Penalty Assessed	Penalty Deferred	Payable Amount	SEP Offset
PST	42035	NGO, HONG PHUOC	2011-1146-PST-E	HARRIS	3/18/2012	\$5,200	\$1,040	\$4,160	\$0
PST	42163	CHONG & MOON INVESTMENT LLC	2011-1306-PST-E	HARRIS	3/18/2012	\$4,050	\$810	\$3,240	\$0
PST	42060	Aelina Enterprises, Inc.	2011-1181-PST-E	WILLIAMSON	3/18/2012	\$5,129	\$1,025	\$4,104	\$0
PST	42046	MAHARATHI, INC	2011-1168-PST-E	LAMAR	3/18/2012	\$3,893	\$778	\$3,115	\$0
PST	42423	S. H. AND I, LLC	2011-1556-PST-E	HARRIS	3/18/2012	\$2,800	\$560	\$2,240	\$0
PST	41981	TANWAR, SHASHI C	2011-1108-PST-E	TARRANT	3/18/2012	\$4,720	\$944	\$3,776	\$0
PST	42195	Sohani, Inc.	2011-1339-PST-E	JOHNSON	3/18/2012	\$2,500	\$500	\$2,000	\$0
PST	42062	Texas Youth Commission	2011-1194-PST-E	LEE	3/18/2012	\$2,500	\$500	\$2,000	\$0
PST	42049	Valley Feed Mill Inc. of Paris	2011-1170-PST-E	LAMAR	3/18/2012	\$2,500	\$500	\$2,000	\$0
PST	41708	CO-CATHEDRAL OF THE SACRED HEART CATHOLIC PARISH	2011-0819-PST-E	HARRIS	3/18/2012	\$900	\$180	\$720	\$0
PST	42053	Tajani Oil Inc.	2011-1178-PST-E	TARRANT	3/18/2012	\$6,250	\$1,250	\$5,000	\$0
PST	42329	Wilbert's Service Station, Inc.	2011-1476-PST-E	LEE	3/18/2012	\$2,629	\$525	\$2,104	\$0
PST	42074	AMERICAN BIRD INC	2011-1198-PST-E	DALLAS	3/18/2012	\$2,379	\$475	\$1,904	\$0
PST	42265	U&N, Inc	2011-1414-PST-E	HARRIS	3/18/2012	\$2,500	\$500	\$2,000	\$0
PST	42048	B. K. Trading, Inc.	2011-1169-PST-E	LAMAR	3/23/2012	\$3,629	\$0	\$3,629	\$0
PST	41349	REYES, CARLOS	2011-0448-PST-E	DALLAS	3/23/2012	\$2,750	\$0	\$2,750	\$0
PST	41376	Canaris Dan	2011-0472-PST-E	COLORADO	4/1/2012	\$6,600	\$0	\$6,600	\$0
PST	41994	Chef Point, L.L.C.	2011-1111-PST-E	TARRANT	4/1/2012	\$2,500	\$0	\$2,500	\$0
PST	39014	Ghotra Ventures Inc	2010-0056-PST-E	BEXAR	4/1/2012	\$2,625	\$0	\$2,625	\$0
PST	41038	720 Lamar Place, L. C.	2011-0133-PST-E	TRAVIS	4/1/2012	\$3,750	\$0	\$3,750	\$0
PST	42258	JOTKAMAL INC	2011-1407-PST-E	DALLAS	4/1/2012	\$3,277	\$0	\$3,277	\$0
PST	42093	C K GROUP ENTERPRISE INC	2011-1210-PST-E	ARANSAS	4/1/2012	\$2,629	\$0	\$2,629	\$0
PST	41809	ABRAMS BUSINESS INC	2011-0921-PST-E	TARRANT	4/5/2012	\$10,013	\$0	\$10,013	\$0
PST	42529	NIXON PARTNERS LLC	2011-1663-PST-E	GONZALES	4/5/2012	\$30,780	\$6,156	\$24,624	\$0
PST	41070	CHATARPAL, THAKOOR	2011-0165-PST-E	HARRIS	4/5/2012	\$9,300	\$0	\$9,300	\$0
PST	42450	Texas Renaissance Festivals, Inc.	2011-1590-PST-E	GRIMES	4/5/2012	\$12,745	\$2,549	\$10,196	\$0
PST	36831	LADHANI, AMIRALI *	2010-1576-PST-E	ATASCOSA	4/5/2012	\$31,105	\$0	\$31,105	\$0
PST	40859	Simone Stores Inc	2010-2032-PST-E	HARDIN	4/5/2012	\$8,622	\$0	\$8,622	\$0
PST	41196	NOORANI & BROTHERS, INC.	2011-0355-PST-E	HARRIS	4/5/2012	\$19,820	\$0	\$19,820	\$0
PST	40365	FVC FOOD MART INC	2010-1487-PST-E	FORT BEND	4/5/2012	\$8,486	\$4,886	\$3,600	\$0
PST	42212	Becky Wheeler *	2011-1357-PST-E	LAMAR	4/5/2012	\$8,667	\$1,733	\$6,934	\$0
PST	42240	Appletree, Inc.	2011-1386-PST-E	VAN ZANDT	4/8/2012	\$3,880	\$776	\$3,104	\$0
PST	41314	HERNANDEZ, ELENA	2011-0410-PST-E	CAMERON	4/8/2012	\$5,250	\$1,050	\$4,200	\$0
PST	42531	HAIQA INC	2011-1675-PST-E	HARRIS	4/8/2012	\$2,525	\$505	\$2,020	\$0
PST	42264	Cody Company, Inc.	2011-1413-PST-E	ELLIS	4/8/2012	\$2,005	\$401	\$1,604	\$0
PST	41761	Border Stop, Inc.	2011-0872-PST-E	HARRIS	4/8/2012	\$2,379	\$475	\$1,904	\$0
PST	42309	Availi Enterprise, Inc.	2011-1458-PST-E	HARRIS	4/8/2012	\$2,750	\$550	\$2,200	\$0

Singles Programs

Appendix 3: List of Administrative Orders Issued FY2012

Date Range Selected : 09/01/2011 - 08/31/2012

PGM	Case No.	Respondent Name	Docket#	County	Order Date	Penalty Assessed	Penalty Deferred	Payable Amount	SEP Offset
PST	42393	MACON, THOMAS MIKE	2011-1527-PST-E	ELLIS	4/8/2012	\$5,129	\$1,025	\$4,104	\$0
PST	42616	Shanar Bros. Enterprises, Inc.	2011-1759-PST-E	HARRIS	4/8/2012	\$2,250	\$450	\$1,800	\$0
PST	42525	BREWER, JOHNNY C JR	2011-1656-PST-E	BURLESON	4/8/2012	\$2,379	\$475	\$1,904	\$0
PST	42345	JAFARI, JAMAL	2011-1493-PST-E	TARRANT	4/8/2012	\$2,350	\$470	\$1,880	\$0
PST	42814	MLLCA INC	2011-1953-PST-E	WISE	4/8/2012	\$3,986	\$797	\$3,189	\$0
PST	42735	N & S Trading LLC	2011-1877-PST-E	TARRANT	4/8/2012	\$2,500	\$500	\$2,000	\$0
PST	42222	Mahek & Malika, Inc.	2011-1365-PST-E	DALLAS	4/8/2012	\$2,500	\$500	\$2,000	\$0
PST	42350	Navasota ISD	2011-1662-PST-E	GRIMES	4/8/2012	\$1,125	\$225	\$900	\$0
PST	42252	New West American, Incorporated	2011-1398-PST-E	TARRANT	4/8/2012	\$4,610	\$922	\$3,688	\$0
PST	42279	Robana, Inc.	2011-1425-PST-E	HARRIS	4/8/2012	\$5,100	\$1,020	\$4,080	\$0
PST	42335	DURANT, TOM	2011-1485-PST-E	TARRANT	4/8/2012	\$4,129	\$825	\$3,304	\$0
PST	42655	Wolfenson Electric, Inc.	2011-1802-PST-E	HARRIS	4/8/2012	\$2,500	\$500	\$2,000	\$0
PST	42307	King Fuels, Inc.	2011-1456-PST-E	HARRIS	4/8/2012	\$4,500	\$900	\$3,600	\$0
PST	42233	Kohinoor Business, Inc.	2011-1375-PST-E	WILLIAMSON	4/8/2012	\$5,129	\$1,025	\$4,104	\$0
PST	41609	MAYO, DONALD SR	2011-0706-PST-E	HARRIS	4/8/2012	\$6,629	\$1,325	\$5,304	\$0
PST	42585	NGUYEN, PHI DINH	2011-1733-PST-E	HARRIS	4/8/2012	\$2,350	\$470	\$1,880	\$0
PST	42722	Houlette Petroleum, Inc.	2011-1888-PST-E	PARMER	4/8/2012	\$1,988	\$397	\$1,591	\$0
PST	42301	JAE'S ALL SEASONS MARKET, INC.	2011-1448-PST-E	HARRIS	4/8/2012	\$5,000	\$1,000	\$4,000	\$0
PST	42007	T'S EXPRESS, INC.	2011-1343-PST-E	HARRIS	4/8/2012	\$2,730	\$546	\$2,184	\$0
PST	42711	Silverton Oil Co., Inc.	2011-1860-PST-E	BRISCOE	4/8/2012	\$2,629	\$525	\$2,104	\$0
PST	42372	West End Interests, Inc.	2011-1513-PST-E	GALVESTON	4/8/2012	\$2,837	\$567	\$2,270	\$0
PST	42516	ARIJA & ALISHAN INVESTMENT INC	2011-1657-PST-E	HARRIS	4/8/2012	\$2,550	\$510	\$2,040	\$0
PST	42170	PVSS Enterprises, Inc.	2011-1342-PST-E	HARRIS	4/8/2012	\$6,500	\$1,300	\$5,200	\$0
PST	42402	David Maddox	2011-1553-PST-E	KAUFMAN	4/8/2012	\$2,004	\$400	\$1,604	\$0
PST	42445	Ambassador Jet Center, Ltd.	2011-1573-PST-E	DALLAS	4/8/2012	\$1,733	\$346	\$1,387	\$0
PST	42341	ARARI 1 ENTERPRISE	2011-1497-PST-E	GRAYSON	4/8/2012	\$2,629	\$525	\$2,104	\$0
PST	42418	ADIB, BAHIG	2011-1554-PST-E	DALLAS	4/8/2012	\$2,250	\$450	\$1,800	\$0
PST	42097	SALEEM, MOHAMMAD	2011-1234-PST-E	JOHNSON	4/8/2012	\$2,250	\$450	\$1,800	\$0
PST	42188	Jack White Enterprises, Inc.	2011-1340-PST-E	POLK	4/8/2012	\$5,250	\$1,050	\$4,200	\$0
PST	42405	Kismat, Inc.	2011-1535-PST-E	TARRANT	4/8/2012	\$2,550	\$510	\$2,040	\$0
PST	42515	SINGH, KASHMIR	2011-1651-PST-E	GRAYSON	4/8/2012	\$2,505	\$501	\$2,004	\$0
PST	41698	Farhat Brothers, Inc.	2011-0802-PST-E	TARRANT	4/8/2012	\$5,100	\$1,020	\$4,080	\$0
PST	42628	Jena Business, Inc.	2011-1772-PST-E	WILLIAMSON	4/8/2012	\$2,629	\$525	\$2,104	\$0
PST	42157	AMEJ Corporation	2011-1297-PST-E	WISE	4/8/2012	\$3,879	\$775	\$3,104	\$0
PST	42343	CDK Investments, Inc.	2011-1495-PST-E	VAN ZANDT	4/8/2012	\$3,880	\$776	\$3,104	\$0
PST	42344	Lancaster Express, Inc.	2011-1494-PST-E	DALLAS	4/8/2012	\$4,590	\$918	\$3,672	\$0
PST	42244	City of Houston	2011-1394-PST-E	HARRIS	4/8/2012	\$900	\$180	\$720	\$0
PST	42481	I.L.F. Enterprises, Inc.	2011-1613-PST-E	HARRIS	4/8/2012	\$2,550	\$510	\$2,040	\$0

Singles Programs

Appendix 3: List of Administrative Orders Issued FY2012

Date Range Selected : 09/01/2011 - 08/31/2012

PGM	Case No.	Respondent Name	Docket#	County	Order Date	Penalty Assessed	Penalty Deferred	Payable Amount	SEP Offset
PST	42297	S. W. Greer Company, Inc.	2011-1447-PST-E	HARRIS	4/8/2012	\$2,500	\$500	\$2,000	\$0
PST	42451	Meghna Enterprise, Inc.	2011-1591-PST-E	WASHINGTON	4/8/2012	\$4,500	\$900	\$3,600	\$0
PST	41887	KNA Business, Inc.	2011-1006-PST-E	HARRIS	4/8/2012	\$2,250	\$450	\$1,800	\$0
PST	42528	FALLBROOK BUSINESS INC	2011-1734-PST-E	HARRIS	4/8/2012	\$4,500	\$900	\$3,600	\$0
PST	34882	BASHEER, MOHAMMED	2010-0503-PST-E	GALVESTON	4/14/2012	\$39,964	\$0	\$39,964	\$0
PST	42749	Horizon Retail, L.L.C.	2011-1897-PST-E	HARRIS	4/21/2012	\$2,425	\$485	\$1,940	\$0
PST	42613	ANA, INC.	2011-1751-PST-E	HARRIS	4/21/2012	\$5,300	\$1,060	\$4,240	\$0
PST	42498	N H A J, L.C.	2011-1658-PST-E	HARRIS	4/21/2012	\$6,229	\$1,245	\$4,984	\$0
PST	41932	AASIF Corporation	2011-1051-PST-E	JEFFERSON	4/21/2012	\$2,625	\$525	\$2,100	\$0
PST	42480	A R ENTERPRISES, INC.	2011-1614-PST-E	HARRIS	4/21/2012	\$2,300	\$460	\$1,840	\$0
PST	42554	SUN SHINE STAR CORPORATION	2011-1687-PST-E	HARRIS	4/21/2012	\$2,300	\$460	\$1,840	\$0
PST	42673	Dixie In Inc.	2011-1818-PST-E	HARRIS	4/21/2012	\$3,920	\$784	\$3,136	\$0
PST	42503	OH, JEE SUNG	2011-1872-PST-E	DALLAS	4/21/2012	\$770	\$154	\$616	\$0
PST	42715	Hays-Porter Oil Co. LLC	2011-1871-PST-E	BAYLOR	4/21/2012	\$2,379	\$475	\$1,904	\$0
PST	42253	KIM, YOUNG G	2011-1399-PST-E	HARRIS	4/21/2012	\$2,679	\$535	\$2,144	\$0
PST	42479	Ideal Business, Inc.	2011-1615-PST-E	HARRIS	4/21/2012	\$2,129	\$425	\$1,704	\$0
PST	42570	New Mart Corporation	2011-1705-PST-E	FORT BEND	4/21/2012	\$2,424	\$484	\$1,940	\$0
PST	42280	Coastal Investment Group, LLC	2011-1454-PST-E	HUNT	4/21/2012	\$2,004	\$400	\$1,604	\$0
PST	42414	RAAA, Inc.	2011-1541-PST-E	*MULTIPLE	4/21/2012	\$2,600	\$520	\$2,080	\$0
PST	42573	Bravo Aviation, L.L.C.	2011-1704-PST-E	JASPER	4/21/2012	\$1,500	\$300	\$1,200	\$0
PST	42497	KOTRIWALLA L L C	2011-1655-PST-E	HARRIS	4/21/2012	\$2,250	\$450	\$1,800	\$0
PST	42553	BELL, LUNA	2011-1688-PST-E	ARANSAS	4/21/2012	\$2,379	\$475	\$1,904	\$0
PST	41983	Walia Ventures Inc	2011-1096-PST-E	HARRIS	4/21/2012	\$2,500	\$500	\$2,000	\$0
PST	42468	Walnut Hill I-35 Enterprises, L.L.C.	2011-1391-PST-E	DALLAS	4/23/2012	\$16,200	\$3,240	\$12,960	\$0
PST	40940	Joe Westmoreland	2011-0025-PST-E	HENDERSON	4/28/2012	\$2,625	\$0	\$2,625	\$0
PST	39972	RATLIFF, EDWARD	2010-1087-PST-E	MONTAGUE	5/11/2012	\$2,625	\$0	\$2,625	\$0
PST	42680	Neutze Properties, Ltd.	2011-1827-PST-E	VAL VERDE	5/12/2012	\$2,500	\$500	\$2,000	\$0
PST	42430	Addison Enterprises Inc.	2011-1579-PST-E	HARRIS	5/12/2012	\$3,100	\$620	\$2,480	\$0
PST	42351	DJ GROUP, LLC	2011-1504-PST-E	HARRIS	5/12/2012	\$2,175	\$435	\$1,740	\$0
PST	41905	S.S.G. Fuel Service, Inc.	2011-1026-PST-E	HARRIS	5/12/2012	\$6,500	\$1,300	\$5,200	\$0
PST	42225	Foster, Doyle W	2011-1384-PST-E	WILLIAMSON	5/12/2012	\$2,500	\$500	\$2,000	\$0
PST	42050	ZNY Enterprises, Inc.	2011-1176-PST-E	TARRANT	5/12/2012	\$3,570	\$714	\$2,856	\$0
PST	42808	Beniks Corporation	2011-2081-PST-E	DALLAS	5/12/2012	\$1,625	\$325	\$1,300	\$0
PST	41851	Sam's East, Inc.	2011-1150-PST-E	TARRANT	5/12/2012	\$750	\$150	\$600	\$0
PST	42147	Bushra Corporation	2011-1304-PST-E	ELLIS	5/12/2012	\$4,250	\$850	\$3,400	\$0
PST	42470	THEODOSIOU, JOHN	2011-1603-PST-E	HARRIS	5/12/2012	\$5,208	\$1,041	\$4,167	\$0
PST	42452	Blinn College	2011-1592-PST-E	WASHINGTON	5/12/2012	\$2,500	\$500	\$2,000	\$0
PST	41954	SKSB Corporation	2011-1079-PST-E	DALLAS	5/12/2012	\$3,850	\$770	\$3,080	\$0

Singles Programs

Appendix 3: List of Administrative Orders Issued FY2012

Date Range Selected : 09/01/2011 - 08/31/2012

PGM	Case No.	Respondent Name	Docket#	County	Order Date	Penalty Assessed	Penalty Deferred	Payable Amount	SEP Offset
PST	42495	D.N.D. Corporation	2011-1632-PST-E	TARRANT	5/12/2012	\$3,500	\$700	\$2,800	\$0
PST	42441	CREEKBEND RETAILERS, LLC	2011-1574-PST-E	HARRIS	5/12/2012	\$2,550	\$510	\$2,040	\$0
PST	42550	E.Z. Good Inc.	2011-1690-PST-E	HARRIS	5/12/2012	\$2,629	\$525	\$2,104	\$0
PST	42760	Jatin Enterprises, Inc.	2011-1908-PST-E	HARRIS	5/12/2012	\$5,027	\$1,005	\$4,022	\$0
PST	42431	JAI SHREE OM CORPORATION	2011-1578-PST-E	VAN ZANDT	5/12/2012	\$4,500	\$900	\$3,600	\$0
PST	42296	REEYAN BUSINESS, INC.	2011-1439-PST-E	HARRIS	5/12/2012	\$4,000	\$800	\$3,200	\$0
PST	41283	Petropark Fuel & Food Inc.	2011-0372-PST-E	HARRIS	5/12/2012	\$4,500	\$900	\$3,600	\$0
PST	42524	WE-2 Enterprises, Inc.	2011-1661-PST-E	HARRIS	5/12/2012	\$2,600	\$520	\$2,080	\$0
PST	41969	West Chimney Enterprises, Inc.	2011-1075-PST-E	HARRIS	5/12/2012	\$4,629	\$925	\$3,704	\$0
PST	42556	BFI Waste Services of Texas, LP	2011-1698-PST-E	HARRIS	5/12/2012	\$4,738	\$947	\$1,896	\$1,895
PST	41180	Laporte Industries, L.L.C.	2011-0298-PST-E	HARRIS	5/13/2012	\$4,550	\$0	\$4,550	\$0
PST	42229	B. K. Trading, Inc.	2011-1374-PST-E	LAMAR	5/13/2012	\$2,629	\$0	\$2,629	\$0
PST	42085	RODRIGUEZ, GUADALUPE	2011-1206-PST-E	LA SALLE	5/13/2012	\$5,250	\$0	\$5,250	\$0
PST	42129	KHAWAJA, ATA UR RAHMAN	2011-1275-PST-E	HARRIS	5/16/2012	\$6,000	\$0	\$6,000	\$0
PST	42198	RH Terrell Management, LLC	2011-1338-PST-E	KAUFMAN	5/16/2012	\$8,064	\$0	\$8,064	\$0
PST	42790	Eagle Kim Inc.	2011-1938-PST-E	ROCKWALL	5/24/2012	\$2,005	\$401	\$1,604	\$0
PST	42858	GK Mart Fuel Investments, LLC *	2011-1995-PST-E	LA SALLE	5/24/2012	\$5,250	\$1,050	\$4,200	\$0
PST	42674	U.S. Empire Enterprises Inc.	2011-1822-PST-E	DALLAS	5/24/2012	\$2,550	\$510	\$2,040	\$0
PST	42652	Kolkhorst Petroleum Company	2011-1810-PST-E	BRAZOS	5/24/2012	\$4,500	\$900	\$3,600	\$0
PST	42868	HENG, MONICA	2011-2058-PST-E	NACOGDOCHES	5/24/2012	\$2,379	\$475	\$1,904	\$0
PST	42650	MARTY MECHANICAL, INC.	2011-1800-PST-E	DALLAS	5/24/2012	\$2,750	\$550	\$2,200	\$0
PST	42904	Davis and Wardlaw Oil Co., Inc.	2011-2056-PST-E	BAYLOR	5/24/2012	\$2,504	\$500	\$2,004	\$0
PST	42840	Munir Armad Munawar	2011-1981-PST-E	SAN PATRICIO	5/24/2012	\$900	\$180	\$720	\$0
PST	42472	City of Garland	2011-1601-PST-E	DALLAS	5/24/2012	\$4,875	\$975	\$0	\$3,900
PST	42889	HO, DUC HAN	2011-2032-PST-E	HARRIS	5/24/2012	\$1,975	\$395	\$1,580	\$0
PST	42980	Sewell Village Cadillac Company, INC.	2011-2123-PST-E	DALLAS	5/24/2012	\$1,875	\$375	\$1,500	\$0
PST	42543	Central Transport, LLC	2011-1723-PST-E	DALLAS	5/24/2012	\$5,201	\$1,040	\$4,161	\$0
PST	42632	PATEL, MOHAMMED NASEEM	2011-1812-PST-E	TARRANT	5/24/2012	\$1,625	\$325	\$1,300	\$0
PST	42555	KASHMIR ROAD LINES LLC	2011-1686-PST-E	HARRIS	5/24/2012	\$5,200	\$1,040	\$4,160	\$0
PST	42961	Sewell Village Cadillac Company, INC.	2011-2128-PST-E	DALLAS	5/24/2012	\$1,875	\$375	\$1,500	\$0
PST	42937	Neutze Properties, Ltd.	2011-2084-PST-E	UVALDE	5/24/2012	\$2,500	\$500	\$2,000	\$0
PST	42852	Wagnon Family, L.P.	2011-1987-PST-E	LAMAR	5/24/2012	\$2,004	\$400	\$1,604	\$0
PST	42551	Colo4, LLC	2011-1771-PST-E	DALLAS	5/24/2012	\$2,377	\$475	\$1,902	\$0
PST	42910	Jimmie Hahn Partnership, Ltd.	2011-2051-PST-E	WASHINGTON	5/24/2012	\$1,875	\$375	\$1,500	\$0
PST	42648	PAVANPUTRA HANUMAN INC	2011-1804-PST-E	NACOGDOCHES	5/24/2012	\$3,500	\$700	\$2,800	\$0
PST	42897	Sevtex, Inc.	2011-2035-PST-E	BRAZOS	5/24/2012	\$2,250	\$450	\$1,800	\$0
PST	42835	Burns, Jamie	2011-1972-PST-E	LUBBOCK	5/24/2012	\$2,500	\$500	\$2,000	\$0
PST	42577	TRUONG, PHAT	2011-1703-PST-E	JEFFERSON	5/24/2012	\$970	\$194	\$776	\$0

Singles Programs

Appendix 3: List of Administrative Orders Issued FY2012

Date Range Selected : 09/01/2011 - 08/31/2012

PGM	Case No.	Respondent Name	Docket#	County	Order Date	Penalty Assessed	Penalty Deferred	Payable Amount	SEP Offset
PST	42692	CAPPS, BARRY	2011-2059-PST-E	FREESTONE	5/24/2012	\$5,000	\$1,000	\$4,000	\$0
PST	42881	ZRZ Corporation	2011-2018-PST-E	BRAZOS	5/24/2012	\$1,875	\$375	\$1,500	\$0
PST	42793	KANG, YOUNG SOO	2011-1937-PST-E	HARRIS	5/24/2012	\$2,250	\$450	\$1,800	\$0
PST	42753	Sunshine Food Mart, Inc.	2011-1896-PST-E	NACOGDOCHES	5/24/2012	\$2,629	\$525	\$2,104	\$0
PST	42853	DAUNA'S, LLC	2011-2001-PST-E	GILLESPIE	5/24/2012	\$2,005	\$401	\$1,604	\$0
PST	42712	N-N-Out Convenience Store	2011-1861-PST-E	ECTOR	5/24/2012	\$1,129	\$225	\$904	\$0
PST	42909	SUSANNE'S CORPORATION	2011-2052-PST-E	DALLAS	5/24/2012	\$975	\$195	\$780	\$0
PST	42611	Tristar Convenience Stores, Inc.	2011-1752-PST-E	HARRIS	5/24/2012	\$2,550	\$510	\$2,040	\$0
PST	42845	KHAWAJA, ATA UR RAHMAN	2011-1979-PST-E	HARRIS	5/25/2012	\$4,673	\$0	\$4,673	\$0
PST	42444	WBZ LLC *	2011-1623-PST-E	HARRIS	5/25/2012	\$12,527	\$2,505	\$10,022	\$0
PST	42670	TAWAKUL INVESTMENTS INC	2011-1815-PST-E	DALLAS	5/25/2012	\$8,679	\$1,735	\$6,944	\$0
PST	43108	Thomas N Harrison	2011-2266-PST-E	GALVESTON	6/7/2012	\$2,163	\$432	\$1,731	\$0
PST	42776	Phal & Mui, Inc.	2011-1922-PST-E	DALLAS	6/7/2012	\$5,649	\$1,129	\$4,520	\$0
PST	42455	Shaku Brothers Inc.	2011-1593-PST-E	HARRIS	6/7/2012	\$6,822	\$1,364	\$5,458	\$0
PST	42649	Harris County	2011-1803-PST-E	HARRIS	6/7/2012	\$3,400	\$680	\$0	\$2,720
PST	42887	Traversari USA LLC	2011-2027-PST-E	HARRIS	6/7/2012	\$2,557	\$511	\$2,046	\$0
PST	43170	Car Spa, Inc. dba Car Spa Car Wash	2011-2325-PST-E	DALLAS	6/7/2012	\$1,925	\$385	\$1,540	\$0
PST	42822	Newton ISD	2011-1956-PST-E	NEWTON	6/7/2012	\$1,875	\$375	\$1,500	\$0
PST	42863	S & L Services, Inc.	2011-1998-PST-E	HARRIS	6/7/2012	\$4,600	\$920	\$3,680	\$0
PST	42210	Austin Mac Haik Ford Lincoln LTD	2011-1334-PST-E	WILLIAMSON	6/7/2012	\$2,379	\$475	\$952	\$952
PST	42295	M & F, Inc.	2011-1470-PST-E	HARRIS	6/7/2012	\$3,500	\$700	\$2,800	\$0
PST	42982	TRAN, JENNY	2011-2143-PST-E	DALLAS	6/7/2012	\$5,870	\$1,174	\$4,696	\$0
PST	43011	S N S GROUP INC.	2011-2152-PST-E	ELLIS	6/7/2012	\$1,125	\$225	\$900	\$0
PST	43043	United Site Services of Texas, Inc.	2011-2182-PST-E	DALLAS	6/7/2012	\$4,129	\$825	\$3,304	\$0
PST	42914	New Star Investments, Inc.	2011-2049-PST-E	HARRIS	6/7/2012	\$1,975	\$395	\$1,580	\$0
PST	42721	CHU-DINH CORPORATION	2011-1882-PST-E	HARRIS	6/7/2012	\$3,570	\$714	\$2,856	\$0
PST	43015	GN Inc.	2011-2165-PST-E	GREGG	6/7/2012	\$3,627	\$725	\$2,902	\$0
PST	43054	HEB Grocery Company, LP	2011-2205-PST-E	HARRIS	6/7/2012	\$6,861	\$1,372	\$5,489	\$0
PST	43124	ENNIS S & D LLC	2011-2286-PST-E	ELLIS	6/7/2012	\$1,875	\$375	\$1,500	\$0
PST	42983	Athens Independent School District	2011-2136-PST-E	HENDERSON	6/7/2012	\$2,500	\$500	\$2,000	\$0
PST	43090	SS & SY Investments, Inc.	2011-2239-PST-E	WISE	6/7/2012	\$2,004	\$400	\$1,604	\$0
PST	43201	U.S. Mart, Inc.	2011-2367-PST-E	FORT BEND	6/7/2012	\$5,100	\$1,020	\$4,080	\$0
PST	42819	R & R Suleiman LLC	2011-1952-PST-E	DALLAS	6/7/2012	\$5,545	\$1,109	\$4,436	\$0
PST	43084	NIAKAN, HAMID *	2011-2241-PST-E	KAUFMAN	6/7/2012	\$1,875	\$375	\$1,500	\$0
PST	43034	Hamilton Holdings, L.P.	2011-2186-PST-E	LUBBOCK	6/7/2012	\$2,500	\$500	\$2,000	\$0
PST	43118	Ennis ISD	2011-2275-PST-E	ELLIS	6/7/2012	\$2,250	\$450	\$1,800	\$0
PST	42825	U.S. Mart, Inc.	2011-1962-PST-E	HARRIS	6/7/2012	\$5,200	\$1,040	\$4,160	\$0
PST	41835	MURAS, MARION	2011-0943-PST-E	LEE	6/7/2012	\$2,250	\$450	\$1,800	\$0

Singles Programs

Appendix 3: List of Administrative Orders Issued FY2012

Date Range Selected : 09/01/2011 - 08/31/2012

PGM	Case No.	Respondent Name	Docket#	County	Order Date	Penalty Assessed	Penalty Deferred	Payable Amount	SEP Offset
PST	43079	Methodist Hospitals Of Dallas	2011-2222-PST-E	DALLAS	6/7/2012	\$4,500	\$900	\$3,600	\$0
PST	42687	AARIN C-STORE INC	2011-1834-PST-E	HARRIS	6/7/2012	\$2,679	\$535	\$2,144	\$0
PST	42821	ASM Gasha Inc	2011-1961-PST-E	DALLAS	6/7/2012	\$5,029	\$1,005	\$4,024	\$0
PST	42847	TEXAS BLUE STAR ENTERPRISES INC.	2011-1988-PST-E	HARRIS	6/7/2012	\$2,425	\$485	\$1,940	\$0
PST	43271	Singh and Sunny Corporation	2012-0075-PST-E	HENDERSON	6/7/2012	\$2,250	\$450	\$1,800	\$0
PST	43022	ERDAGI, VEHBI	2011-2173-PST-E	SAN PATRICIO	6/7/2012	\$4,375	\$875	\$3,500	\$0
PST	42766	Crown Enterprises, Inc.	2011-1912-PST-E	HARRIS	6/7/2012	\$2,500	\$500	\$2,000	\$0
PST	43045	Terrill Petroleum Co., Inc.	2011-2181-PST-E	SABINE	6/7/2012	\$2,641	\$528	\$2,113	\$0
PST	42580	Win-Mark Properties, Ltd	2011-1722-PST-E	HARRIS	6/7/2012	\$2,250	\$450	\$1,800	\$0
PST	42663	GULKAS INC	2011-1799-PST-E	BRAZORIA	6/8/2012	\$8,926	\$1,785	\$7,141	\$0
PST	42872	Southwest Convenience Stores, LLC	2011-2012-PST-E	WICHITA	6/8/2012	\$11,000	\$2,200	\$8,800	\$0
PST	42610	JAE'S ALL SEASONS MARKET, INC.	2011-1753-PST-E	HARRIS	6/8/2012	\$16,042	\$3,208	\$12,834	\$0
PST	42487	North Texas Convenience Stores, Inc.	2011-1619-PST-E	TARRANT	6/8/2012	\$21,850	\$4,370	\$17,480	\$0
PST	42461	Jian Enterprises Inc.	2011-1605-PST-E	DALLAS	6/13/2012	\$5,100	\$0	\$5,100	\$0
PST	41869	Riverside Texas Enterprises, Inc.	2011-0977-PST-E	TARRANT	6/13/2012	\$6,600	\$0	\$6,600	\$0
PST	42218	Waynette Pollock Brasuell	2011-1372-PST-E	TYLER	6/14/2012	\$3,850	\$0	\$3,850	\$0
PST	41183	Anum Texas Corp	2011-0279-PST-E	TARRANT	6/14/2012	\$3,121	\$0	\$3,121	\$0
PST	41472	Sharon Gorman Locher Rogers	2011-0573-PST-E	HARRIS	6/14/2012	\$3,325	\$0	\$3,325	\$0
PST	41365	Paulette Hagle	2011-0465-PST-E	HASKELL	6/14/2012	\$6,000	\$0	\$6,000	\$0
PST	42070	Gramsn Fuels, Inc.	2011-1186-PST-E	DALLAS	6/14/2012	\$2,500	\$0	\$2,500	\$0
PST	41414	BUKHARI, NADIA	2011-0509-PST-E	JEFFERSON	6/14/2012	\$16,123	\$0	\$16,123	\$0
PST	41939	Cervenka Enterprises, Inc.	2011-1047-PST-E	TOM GREEN	6/14/2012	\$11,338	\$0	\$11,338	\$0
PST	42286	Alinas Estate, Inc.	2011-1435-PST-E	DALLAS	6/14/2012	\$2,250	\$0	\$2,250	\$0
PST	42696	ANISA BUSINESS, LLC	2011-1853-PST-E	HARRIS	6/15/2012	\$2,550	\$0	\$2,550	\$0
PST	42477	HO XLA, INC	2011-1616-PST-E	HARRIS	6/15/2012	\$2,378	\$0	\$2,378	\$0
PST	42489	Richmond Mart, L.L.C.	2011-1627-PST-E	HARRIS	6/15/2012	\$2,550	\$0	\$2,550	\$0
PST	42494	K.R. Andani Corporation	2011-1633-PST-E	DALLAS	6/15/2012	\$2,550	\$0	\$2,550	\$0
PST	42704	Lama Enterprises, Inc.	2011-1850-PST-E	NUECES	6/15/2012	\$3,570	\$0	\$3,570	\$0
PST	42665	Mistry Enterprises Inc.	2011-1797-PST-E	DALLAS	6/15/2012	\$2,765	\$0	\$2,765	\$0
PST	42583	Tristar Convenience Stores, Inc.	2011-1721-PST-E	HARRIS	6/15/2012	\$2,550	\$0	\$2,550	\$0
PST	41748	MOUDRY, EDWIN	2011-0858-PST-E	HARRIS	6/15/2012	\$2,629	\$0	\$2,629	\$0
PST	42700	SYDNI Inc.	2011-1848-PST-E	HARRIS	6/15/2012	\$5,000	\$0	\$5,000	\$0
PST	42399	DAYNA 100 INVESTMENTS, INC.	2011-1534-PST-E	HARRIS	6/15/2012	\$950	\$0	\$950	\$0
PST	42701	Windwater Inc.	2011-1852-PST-E	HARRIS	6/15/2012	\$2,550	\$0	\$2,550	\$0
PST	43039	Richmond Mart, L.L.C.	2011-2195-PST-E	HARRIS	6/15/2012	\$2,269	\$0	\$2,269	\$0
PST	42857	Ans Fina Business Enterprises Inc	2011-1996-PST-E	DALLAS	6/15/2012	\$4,795	\$0	\$4,795	\$0
PST	41505	NAJM, ADNAN	2011-0598-PST-E	HARRIS	6/15/2012	\$3,044	\$0	\$3,044	\$0
PST	41866	LEE, SEOUNG WOO	2011-0979-PST-E	DALLAS	6/15/2012	\$2,550	\$0	\$2,550	\$0

Singles Programs

Appendix 3: List of Administrative Orders Issued FY2012

Date Range Selected : 09/01/2011 - 08/31/2012

PGM	Case No.	Respondent Name	Docket#	County	Order Date	Penalty Assessed	Penalty Deferred	Payable Amount	SEP Offset
PST	41884	Universal Enterprises, Inc.	2011-1000-PST-E	HARRIS	6/15/2012	\$3,098	\$0	\$3,098	\$0
PST	41381	Longhorn Horizon, Inc.	2011-0478-PST-E	JOHNSON	6/15/2012	\$2,500	\$0	\$2,500	\$0
PST	42106	5 Star Diamond, LLC	2011-1242-PST-E	DALLAS	6/15/2012	\$4,906	\$0	\$4,906	\$0
PST	41978	Two Pillars Investments, Inc	2011-1107-PST-E	TARRANT	6/15/2012	\$3,250	\$0	\$3,250	\$0
PST	42251	WILLHITE, TREVOR J	2011-1397-PST-E	WILLIAMSON	6/15/2012	\$3,104	\$0	\$3,104	\$0
PST	42557	Dawani Business, Inc. *	2011-1697-PST-E	MONTGOMERY	6/15/2012	\$1,875	\$0	\$1,875	\$0
PST	42220	RAINEY, BENTON	2011-1363-PST-E	DELTA	6/15/2012	\$2,629	\$0	\$2,629	\$0
PST	42527	Quick AI, Inc.	2011-1735-PST-E	WISE	6/15/2012	\$2,550	\$0	\$1,275	\$1,275
PST	42998	DOOST LLC	2011-2167-PST-E	DALLAS	6/17/2012	\$2,550	\$510	\$2,040	\$0
PST	42862	ISS Groups Inc.	2011-1999-PST-E	HARDIN	6/17/2012	\$3,353	\$670	\$2,683	\$0
PST	42977	S.K. Teng Corp.	2011-2125-PST-E	NACOGDOCHES	6/17/2012	\$5,529	\$1,105	\$4,424	\$0
PST	43139	Pyramid Land Development Company	2011-2304-PST-E	FREESTONE	6/17/2012	\$2,250	\$450	\$1,800	\$0
PST	42765	DCJR Enterprises, Inc.	2011-1914-PST-E	SAN PATRICIO	6/17/2012	\$4,000	\$800	\$1,600	\$1,600
PST	42327	Javeria Enterprises Inc	2011-1475-PST-E	HARRIS	6/17/2012	\$3,100	\$620	\$2,480	\$0
PST	43058	Shy Investment, Inc.	2011-2209-PST-E	NUECES	6/17/2012	\$3,000	\$600	\$2,400	\$0
PST	43014	Stream Realty Partners LP	2011-2179-PST-E	DALLAS	6/17/2012	\$4,409	\$881	\$3,528	\$0
PST	43075	NGUYEN, MINDY HUYNH	2011-2223-PST-E	HARRIS	6/17/2012	\$2,679	\$535	\$2,144	\$0
PST	43138	Husam Enterprises Inc	2011-2295-PST-E	HARRIS	6/17/2012	\$5,100	\$1,020	\$4,080	\$0
PST	43019	Planters Grain Cooperative of Odem, Texas	2011-2170-PST-E	SAN PATRICIO	6/17/2012	\$1,125	\$225	\$900	\$0
PST	43135	Southwest Convenience Stores, LLC	2011-2298-PST-E	ECTOR	6/17/2012	\$1,375	\$275	\$1,100	\$0
PST	42903	JUMA, KARIM	2011-2057-PST-E	WICHITA	6/17/2012	\$5,129	\$1,025	\$4,104	\$0
PST	42842	SHREE HARIOM CORPORATION	2011-1980-PST-E	BANDERA	6/17/2012	\$4,092	\$818	\$3,274	\$0
PST	43187	LAM, TIMMY J *	2011-2348-PST-E	KAUFMAN	6/17/2012	\$2,005	\$401	\$1,604	\$0
PST	42985	ESSA INC	2011-2137-PST-E	HARRIS	6/17/2012	\$3,545	\$709	\$2,836	\$0
PST	42997	MUSLEH, HANNA	2011-2156-PST-E	HARRIS	6/17/2012	\$2,055	\$411	\$1,644	\$0
PST	43356	Z & S Corporation	2012-0169-PST-E	VAN ZANDT	6/17/2012	\$2,379	\$475	\$1,904	\$0
PST	42952	Rains Independent School District	2011-2109-PST-E	RAINS	6/17/2012	\$6,600	\$1,320	\$5,280	\$0
PST	43208	WEST HOUSTON INFINITI, LTD.	2012-0008-PST-E	HARRIS	6/17/2012	\$2,500	\$500	\$2,000	\$0
PST	42323	Pala Inc	2011-1481-PST-E	HARRIS	6/17/2012	\$4,600	\$920	\$3,680	\$0
PST	43197	Pottsboro Independent School District	2011-2364-PST-E	GRAYSON	6/17/2012	\$2,500	\$500	\$2,000	\$0
PST	42213	Zaydan Corporation, Inc.	2011-1359-PST-E	LLANO	6/17/2012	\$6,129	\$1,225	\$4,904	\$0
PST	43253	Caruthers Oil Co., Inc.	2012-0051-PST-E	WISE	6/17/2012	\$2,500	\$500	\$2,000	\$0
PST	42818	NGUYEN, THANH K	2011-1964-PST-E	DALLAS	6/17/2012	\$1,875	\$375	\$1,500	\$0
PST	42820	Amindus Service, LLC	2011-1957-PST-E	HARRIS	6/17/2012	\$1,754	\$350	\$1,404	\$0
PST	43052	BK Golden Silver, Inc.	2011-2219-PST-E	HENDERSON	6/17/2012	\$2,387	\$477	\$1,910	\$0
PST	43306	Charles Busbey	2012-0120-PST-E	GRAYSON	6/17/2012	\$2,004	\$400	\$1,604	\$0
PST	42984	Athens Twin Ventures, Inc.	2011-2138-PST-E	HENDERSON	6/17/2012	\$5,126	\$1,025	\$4,101	\$0
PST	42955	Susser Petroleum Company LLC	2011-2106-PST-E	BEXAR	6/17/2012	\$5,000	\$1,000	\$4,000	\$0

Singles Programs

Appendix 3: List of Administrative Orders Issued FY2012

Date Range Selected : 09/01/2011 - 08/31/2012

PGM	Case No.	Respondent Name	Docket#	County	Order Date	Penalty Assessed	Penalty Deferred	Payable Amount	SEP Offset
PST	43003	Racetrac Petroleum, Inc.	2011-2154-PST-E	DALLAS	6/17/2012	\$2,625	\$525	\$2,100	\$0
PST	42155	Star Serve, Inc.	2011-1305-PST-E	HARRIS	6/17/2012	\$5,200	\$1,040	\$4,160	\$0
PST	42683	Campbell Oil Co.	2011-1826-PST-E	*MULTIPLE	6/17/2012	\$5,129	\$1,025	\$4,104	\$0
PST	42943	BROWN, DONNIE R	2011-2111-PST-E	HARRIS	6/17/2012	\$2,550	\$510	\$2,040	\$0
PST	43264	SPBK National Inc	2012-0078-PST-E	ROCKWALL	6/17/2012	\$2,379	\$475	\$1,904	\$0
PST	42586	Eko Group, Inc.	2011-1720-PST-E	HARRIS	6/17/2012	\$4,829	\$965	\$3,864	\$0
PST	42493	GWD Operating, LTD.	2011-1634-PST-E	DALLAS	6/17/2012	\$2,550	\$510	\$2,040	\$0
PST	42899	CRYSTAL INTERNATIONAL, INC.	2011-2045-PST-E	DALLAS	6/17/2012	\$4,485	\$897	\$3,588	\$0
PST	42907	Boonville Food Mart, LLC	2011-2054-PST-E	BRAZOS	6/17/2012	\$3,500	\$700	\$2,800	\$0
PST	42796	United Petroleum Transports, Inc.	2011-1936-PST-E	ECTOR	6/17/2012	\$7,359	\$1,471	\$5,888	\$0
PST	42871	Tristar Convenience Stores, Inc.	2011-2013-PST-E	HARRIS	6/22/2012	\$10,964	\$2,192	\$8,772	\$0
PST	42703	Ann, Inc.	2011-1851-PST-E	DALLAS	6/22/2012	\$8,750	\$1,750	\$7,000	\$0
PST	42463	VIRANI, ZOHRA	2011-1604-PST-E	MCLENNAN	6/27/2012	\$4,830	\$0	\$4,830	\$0
PST	41908	VENZON, STEPHEN A	2011-1025-PST-E	LEE	6/28/2012	\$2,500	\$0	\$2,500	\$0
PST	41975	MISHA ENTERPRISES INC.	2011-1086-PST-E	LLANO	6/28/2012	\$11,349	\$0	\$11,349	\$0
PST	41505	NAJM, ECATERINA	2011-0598-PST-E	HARRIS	6/28/2012	\$3,669	\$0	\$3,669	\$0
PST	42409	Sahas Business, Inc.	2011-1538-PST-E	HARRIS	6/28/2012	\$6,750	\$0	\$6,750	\$0
PST	42099	KR MINA INC	2011-1232-PST-E	HARRIS	6/28/2012	\$7,328	\$0	\$7,328	\$0
PST	41731	NGUYEN, THONG VAN	2011-0835-PST-E	TARRANT	6/28/2012	\$12,081	\$0	\$12,081	\$0
PST	42287	Rusche Oil Co., Inc.	2011-1436-PST-E	LLANO	6/28/2012	\$15,956	\$0	\$15,956	\$0
PST	42078	CJY Investments, L.L.C.	2011-1199-PST-E	COLLIN	6/28/2012	\$16,511	\$0	\$16,511	\$0
PST	43150	S ALWADI , INC.	2011-2307-PST-E	ELLIS	7/6/2012	\$8,772	\$1,754	\$7,018	\$0
PST	41765	Takhar & Son, L.L.C.	2011-0875-PST-E	GRAYSON	7/6/2012	\$12,012	\$2,402	\$9,610	\$0
PST	42827	Kirk Sheet Metal Company, Inc.	2011-2135-PST-E	DALLAS	7/6/2012	\$14,981	\$2,996	\$11,985	\$0
PST	43272	Racetrac Petroleum, Inc.	2012-0074-PST-E	DALLAS	7/6/2012	\$7,658	\$1,531	\$6,127	\$0
PST	43128	Bonham ISD	2011-2291-PST-E	FANNIN	7/8/2012	\$2,500	\$500	\$2,000	\$0
PST	42803	Market Truck Stop INC.	2011-1933-PST-E	HARRIS	7/8/2012	\$6,300	\$1,260	\$5,040	\$0
PST	43409	Davis Motor Crane Service, Inc.	2012-0242-PST-E	DALLAS	7/8/2012	\$2,250	\$450	\$1,800	\$0
PST	43300	SUNG, MICHAEL	2012-0103-PST-E	KAUFMAN	7/8/2012	\$2,635	\$527	\$2,108	\$0
PST	43038	Zeena Corporation	2011-2185-PST-E	ELLIS	7/8/2012	\$3,880	\$776	\$3,104	\$0
PST	43032	Wm. G. Johnson Oil Co.	2011-2196-PST-E	HENDERSON	7/8/2012	\$6,504	\$1,300	\$5,204	\$0
PST	43049	Frank M. Martinez	2011-2193-PST-E	MAVERICK	7/8/2012	\$1,875	\$375	\$1,500	\$0
PST	43120	Shree-JI Corporation	2011-2279-PST-E	HENDERSON	7/8/2012	\$3,885	\$777	\$3,108	\$0
PST	43141	DIEP, SANG THANH	2011-2303-PST-E	HARRIS	7/8/2012	\$2,350	\$470	\$1,880	\$0
PST	42757	BZ ENTERPRISES INC	2011-1906-PST-E	DALLAS	7/8/2012	\$6,123	\$1,224	\$4,899	\$0
PST	43081	FUEL DEPOT, LLC	2011-2243-PST-E	EL PASO	7/8/2012	\$3,342	\$668	\$2,674	\$0
PST	43017	Sand Inc.	2011-2164-PST-E	ELLIS	7/8/2012	\$1,875	\$375	\$1,500	\$0
PST	43171	DANIEL, GILBERT A	2011-2324-PST-E	FREESTONE	7/8/2012	\$2,004	\$400	\$1,604	\$0

Singles Programs

Appendix 3: List of Administrative Orders Issued FY2012

Date Range Selected : 09/01/2011 - 08/31/2012

PGM	Case No.	Respondent Name	Docket#	County	Order Date	Penalty Assessed	Penalty Deferred	Payable Amount	SEP Offset
PST	43213	Shaan Group, Inc.	2012-0014-PST-E	HARRIS	7/8/2012	\$2,300	\$460	\$1,840	\$0
PST	42877	GOOD LUCK EXXON INC	2011-2014-PST-E	JEFFERSON	7/8/2012	\$4,864	\$972	\$3,892	\$0
PST	43291	Metro National Corporation	2012-0096-PST-E	HARRIS	7/8/2012	\$3,733	\$746	\$2,987	\$0
PST	42902	Nita Corporation	2011-2043-PST-E	DALLAS	7/8/2012	\$4,750	\$950	\$3,800	\$0
PST	42886	Susser Petroleum Company LLC	2011-2029-PST-E	BEXAR	7/8/2012	\$3,750	\$750	\$3,000	\$0
PST	43047	Hong & Taft, Inc.	2011-2201-PST-E	HARRIS	7/8/2012	\$7,206	\$1,441	\$5,765	\$0
PST	43179	CJ CHARLES DEVELOPMENT INC	2012-0010-PST-E	DALLAS	7/8/2012	\$4,013	\$802	\$3,211	\$0
PST	43223	Bisma-Zaeem, Inc.	2012-0012-PST-E	VAN ZANDT	7/8/2012	\$3,638	\$727	\$2,911	\$0
PST	43390	Susser Petroleum Company LLC	2012-0198-PST-E	HARRIS	7/8/2012	\$2,625	\$525	\$2,100	\$0
PST	42953	Susser Petroleum Company LLC	2011-2108-PST-E	BEXAR	7/8/2012	\$5,000	\$1,000	\$4,000	\$0
PST	43328	City of Ennis	2012-0156-PST-E	ELLIS	7/8/2012	\$1,875	\$375	\$1,500	\$0
PST	43305	Tim Cooper Farm Enterprises, L.P.	2012-0121-PST-E	FREESTONE	7/8/2012	\$2,008	\$401	\$1,607	\$0
PST	43295	KARAM Z ENTERPRISES INC.	2012-0107-PST-E	JEFFERSON	7/8/2012	\$6,163	\$1,232	\$4,931	\$0
PST	43041	Commercial Metals Company	2011-2184-PST-E	DALLAS	7/8/2012	\$1,875	\$375	\$1,500	\$0
PST	42930	NATHAN INVESTMENTS LLC	2011-2074-PST-E	BRAZOS	7/8/2012	\$3,750	\$750	\$3,000	\$0
PST	43441	Bond Enterprises, Inc. dba Bond's First Stop	2012-0255-PST-E	FREESTONE	7/8/2012	\$2,754	\$550	\$2,204	\$0
PST	43152	COTTURA INC	2011-2312-PST-E	DALLAS	7/8/2012	\$5,100	\$1,020	\$4,080	\$0
PST	43186	M & S BROTHERS, INC.	2011-2349-PST-E	ORANGE	7/8/2012	\$7,426	\$1,485	\$5,941	\$0
PST	43391	KIM, SONG IL	2012-0197-PST-E	HARRIS	7/8/2012	\$3,342	\$668	\$2,674	\$0
PST	43467	Federal Express Corporation	2012-0290-PST-E	HARRIS	7/8/2012	\$3,342	\$668	\$2,674	\$0
PST	43020	ASA MANAGEMENT, INC.	2011-2211-PST-E	ELLIS	7/8/2012	\$2,942	\$588	\$2,354	\$0
PST	43136	MERINO, EUFROCINA	2011-2297-PST-E	ORANGE	7/8/2012	\$2,923	\$584	\$2,339	\$0
PST	42975	FUEL DEPOT, LLC	2011-2127-PST-E	EL PASO	7/8/2012	\$3,416	\$683	\$2,733	\$0
PST	41704	Aziz Enterprises, LLC	2011-0817-PST-E	JOHNSON	7/15/2012	\$5,129	\$0	\$5,129	\$0
PST	43042	David Maddox	2011-2183-PST-E	HENDERSON	7/15/2012	\$2,004	\$400	\$1,604	\$0
PST	43095	Baylor Health Care System	2011-2236-PST-E	DALLAS	7/15/2012	\$2,766	\$553	\$2,213	\$0
PST	43182	ANA Holdings, LLC	2011-2350-PST-E	HENDERSON	7/15/2012	\$2,500	\$500	\$2,000	\$0
PST	42560	PARKS, BEN B	2011-1706-PST-E	EL PASO	7/15/2012	\$13,668	\$0	\$13,668	\$0
PST	42282	Allied Trading Corporation dba A & Q Chevron Food Mart	2011-1429-PST-E	HARRIS	7/15/2012	\$2,250	\$450	\$1,800	\$0
PST	43504	SHARDA CONVENIENCE STORE, INC.	2012-0319-PST-E	ARANSAS	7/15/2012	\$2,635	\$527	\$2,108	\$0
PST	43000	M.A.A.R. ENTERPRISES LLC	2011-2166-PST-E	HENDERSON	7/15/2012	\$6,219	\$1,243	\$4,976	\$0
PST	43293	Luis Suarez	2012-0095-PST-E	ECTOR	7/15/2012	\$2,625	\$525	\$2,100	\$0
PST	43460	Haider Corporation	2012-0268-PST-E	WICHITA	7/15/2012	\$2,250	\$450	\$1,800	\$0
PST	42217	RUIZ, OSCAR	2011-1371-PST-E	LA SALLE	7/15/2012	\$8,925	\$0	\$8,925	\$0
PST	43239	SESSUMS, BRADLEY	2012-0037-PST-E	LAMAR	7/15/2012	\$5,150	\$1,030	\$4,120	\$0
PST	43414	NAGI, VINOD	2012-0230-PST-E	WILLIAMSON	7/15/2012	\$2,500	\$500	\$2,000	\$0
PST	41736	Shahzab & Sara, Inc.	2011-0849-PST-E	HARRIS	7/15/2012	\$2,550	\$510	\$2,040	\$0
PST	43166	Shakil Enterprises Inc.	2011-2323-PST-E	HENDERSON	7/15/2012	\$2,629	\$525	\$2,104	\$0

Singles Programs

Appendix 3: List of Administrative Orders Issued FY2012

Date Range Selected : 09/01/2011 - 08/31/2012

PGM	Case No.	Respondent Name	Docket#	County	Order Date	Penalty Assessed	Penalty Deferred	Payable Amount	SEP Offset
PST	43400	Nueces Electric Cooperative, Inc.	2012-0207-PST-E	NUECES	7/15/2012	\$3,000	\$600	\$2,400	\$0
PST	43154	B & F and Sons, LLC	2011-2310-PST-E	ELLIS	7/15/2012	\$3,125	\$625	\$2,500	\$0
PST	43092	Leo Business, Inc.	2011-2238-PST-E	HARRIS	7/15/2012	\$4,354	\$870	\$3,484	\$0
PST	42256	Sahand, Inc.	2011-1400-PST-E	TARRANT	7/15/2012	\$750	\$150	\$600	\$0
PST	43387	Ellis County	2012-0201-PST-E	ELLIS	7/15/2012	\$2,500	\$500	\$2,000	\$0
PST	43284	JONES, JACKIE S	2012-0091-PST-E	HOPKINS	7/15/2012	\$1,875	\$375	\$1,500	\$0
PST	43408	HEM, SOPHORN	2012-0233-PST-E	LAMAR	7/15/2012	\$3,500	\$700	\$2,800	\$0
PST	42728	Mehtab Enterprise, LLC	2011-1868-PST-E	HARRIS	7/15/2012	\$5,147	\$1,029	\$4,118	\$0
PST	43185	SWAMI SHREEHARI LLC	2011-2340-PST-E	KAUFMAN	7/15/2012	\$1,875	\$375	\$1,500	\$0
PST	43067	Oil Patch Petroleum, Inc.	2011-2225-PST-E	NUECES	7/15/2012	\$5,000	\$1,000	\$4,000	\$0
PST	42156	Beechnut Food Stores, Inc.	2011-1296-PST-E	HARRIS	7/25/2012	\$3,175	\$0	\$3,175	\$0
PST	42622	ALIKE INC.	2011-1767-PST-E	DALLAS	7/26/2012	\$10,695	\$0	\$10,695	\$0
PST	42426	Sharp Investments, Inc.	2011-1558-PST-E	HARRIS	7/26/2012	\$75,100	\$0	\$75,100	\$0
PST	42302	SAO LIM CORPORATION	2011-1449-PST-E	DALLAS	7/26/2012	\$2,100	\$0	\$2,100	\$0
PST	42789	TEXAS BLUE STAR ENTERPRISES INC.	2011-1939-PST-E	HARRIS	7/27/2012	\$5,100	\$0	\$5,100	\$0
PST	42968	NIMMA, SABITHA	2011-2132-PST-E	NACOGDOCHES	7/27/2012	\$3,000	\$0	\$3,000	\$0
PST	39474	DURHAM, GARY C	2010-0554-PST-E	DALLAS	7/27/2012	\$2,625	\$0	\$2,625	\$0
PST	42829	Alief Petroleum, LP	2011-1969-PST-E	HARRIS	7/27/2012	\$3,699	\$0	\$3,699	\$0
PST	42976	CLAY BUSINESS INC	2011-2126-PST-E	HARRIS	8/2/2012	\$9,000	\$1,800	\$7,200	\$0
PST	41119	Husnain AFTAB Enterprises, Inc.	2011-0211-MLM-E	ORANGE	8/2/2012	\$51,456	\$0	\$51,456	\$0
PST	43137	Reed Shell Inc.	2011-2296-PST-E	HARRIS	8/2/2012	\$11,548	\$2,309	\$9,239	\$0
PST	42706	Bay Area Healthcare Group, Ltd.	2011-1857-PST-E	NUECES	8/2/2012	\$7,576	\$1,515	\$6,061	\$0
PST	42981	ASB Enterprises, Inc.	2011-2130-PST-E	JEFFERSON	8/2/2012	\$18,213	\$3,642	\$14,571	\$0
PST	43260	Lake Texoma Highport, L.L.C.	2012-0058-PST-E	GRAYSON	8/2/2012	\$14,192	\$2,838	\$11,354	\$0
PST	42846	INS Emerald, L.L.C.	2011-1978-PST-E	TARRANT	8/2/2012	\$21,441	\$4,287	\$17,154	\$0
PST	41646	Greenpaw Properties, L.P.	2011-0749-PST-E	HARRIS	8/2/2012	\$3,850	\$3,850	\$0	\$0
PST	41767	Briargrove, LLC	2011-0881-PST-E	HARRIS	8/2/2012	\$10,449	\$2,089	\$8,360	\$0
PST	43541	Centerville Independent School District	2012-0511-PST-E	LEON	8/5/2012	\$2,500	\$500	\$2,000	\$0
PST	41372	ARG Partners, Ltd.	2011-0467-PST-E	GRAYSON	8/5/2012	\$3,750	\$750	\$3,000	\$0
PST	43286	GSC Enterprises, Inc.	2012-0090-PST-E	HOPKINS	8/5/2012	\$3,880	\$776	\$3,104	\$0
PST	42131	MAKARA ENTERPRISE LP	2011-1277-PST-E	HUNT	8/5/2012	\$2,250	\$450	\$1,800	\$0
PST	43389	Fort Bend Independent School District	2012-0199-PST-E	FORT BEND	8/5/2012	\$1,000	\$200	\$800	\$0
PST	42411	Al-Royal Inc.	2011-1539-PST-E	GRIMES	8/5/2012	\$2,004	\$400	\$1,604	\$0
PST	43685	Aneeka & Safeer, Inc.	2012-0505-PST-E	HARRIS	8/5/2012	\$2,000	\$400	\$1,600	\$0
PST	43481	Mexia Independent School District	2012-0296-PST-E	LIMESTONE	8/5/2012	\$2,000	\$400	\$1,600	\$0
PST	43567	Dallas County Schools	2012-0392-PST-E	DALLAS	8/5/2012	\$2,500	\$500	\$2,000	\$0
PST	43530	TT & C LLC	2012-0349-PST-E	JEFFERSON	8/5/2012	\$3,547	\$709	\$2,838	\$0
PST	43195	SKY 2 C, INC.	2011-2361-PST-E	HARRIS	8/5/2012	\$5,500	\$1,100	\$4,400	\$0

Singles Programs

Appendix 3: List of Administrative Orders Issued FY2012

Date Range Selected : 09/01/2011 - 08/31/2012

PGM	Case No.	Respondent Name	Docket#	County	Order Date	Penalty Assessed	Penalty Deferred	Payable Amount	SEP Offset
PST	43954	DANA, AMAL	2012-0797-PST-E	TARRANT	8/5/2012	\$875	\$0	\$875	\$0
PST	43134	Samira, Inc.	2011-2294-PST-E	HARRIS	8/5/2012	\$2,679	\$535	\$2,144	\$0
PST	43215	Victron Stores, L.P.	2012-0025-PST-E	ELLIS	8/5/2012	\$2,500	\$500	\$2,000	\$0
PST	41328	City of Pasadena	2011-0432-PST-E	HARRIS	8/5/2012	\$7,350	\$1,470	\$5,880	\$0
PST	43143	B. K. Trading, Inc.	2011-2301-PST-E	LAMAR	8/5/2012	\$6,129	\$1,225	\$4,904	\$0
PST	43420	Rand Oil Co, LP	2012-0226-PST-E	LIMESTONE	8/5/2012	\$2,250	\$450	\$1,800	\$0
PST	43527	Crete Carrier Corporation	2012-0352-PST-E	DALLAS	8/5/2012	\$2,016	\$403	\$1,613	\$0
PST	43395	Comfort Country Store, Inc.	2012-0205-PST-E	KENDALL	8/5/2012	\$2,250	\$450	\$1,800	\$0
PST	43611	KEVINS TEXAS QUICK STOP INC	2012-0416-PST-E	OLDHAM	8/5/2012	\$2,054	\$410	\$1,644	\$0
PST	43299	ALIS MARKET INC	2012-0104-PST-E	KAUFMAN	8/5/2012	\$2,250	\$450	\$1,800	\$0
PST	43313	RASANA INC	2012-0115-PST-E	KAUFMAN	8/5/2012	\$3,500	\$700	\$2,800	\$0
PST	42593	City of Lockhart	2011-1718-PST-E	CALDWELL	8/5/2012	\$1,875	\$375	\$1,500	\$0
PST	42691	MALLOY GROUP INC	2011-2006-PST-E	DALLAS	8/5/2012	\$5,625	\$1,125	\$4,500	\$0
PST	43353	New Mart Corporation	2012-0193-PST-E	HARRIS	8/5/2012	\$2,550	\$510	\$2,040	\$0
PST	42882	Naqib Enterprises, Inc.	2011-2068-PST-E	HARRIS	8/5/2012	\$6,120	\$1,224	\$4,896	\$0
PST	42959	Hasina Inc.	2011-2104-PST-E	HARRIS	8/5/2012	\$1,625	\$325	\$1,300	\$0
PST	42915	City of Dallas *	2011-2048-PST-E	DALLAS	8/5/2012	\$2,500	\$500	\$2,000	\$0
PST	43126	ZAMAN, MUHAMMAD	2011-2284-PST-E	SAN PATRICIO	8/5/2012	\$1,754	\$350	\$1,404	\$0
PST	43063	FAA HOUSTON TRACON DISTRICT 190	2011-2218-PST-E	HARRIS	8/5/2012	\$1,875	\$375	\$1,500	\$0
PST	43429	Corporation of the Presiding Bishop of the Church of Jesus Christ of Latter-day Saints	2012-0219-PST-E	DALLAS	8/5/2012	\$1,875	\$375	\$1,500	\$0
PST	43180	DANIEL, GILBERT JR *	2012-0009-PST-E	FREESTONE	8/5/2012	\$3,875	\$775	\$3,100	\$0
PST	43349	Sahar Enterprises, Inc.	2012-0161-PST-E	HARRIS	8/5/2012	\$4,179	\$835	\$3,344	\$0
PST	43028	EKN Corporation	2011-2256-PST-E	HARRIS	8/5/2012	\$2,554	\$510	\$2,044	\$0
PST	43449	Jiva Corporation Inc	2012-0262-PST-E	HARRIS	8/5/2012	\$1,975	\$395	\$1,580	\$0
PST	43199	JAMES, DAVID T *	2011-2368-PST-E	FREESTONE	8/5/2012	\$3,881	\$776	\$3,105	\$0
PST	43571	STOWE, MARK *	2012-0375-PST-E	ANGELINA	8/5/2012	\$1,876	\$375	\$1,501	\$0
PST	42342	Sira C-Store, Inc.	2011-1496-PST-E	HARRIS	8/5/2012	\$2,250	\$450	\$1,800	\$0
PST	43344	DV ENTERPRISES INC	2012-0158-PST-E	ELLIS	8/5/2012	\$3,885	\$777	\$3,108	\$0
PST	43633	MANILA CORPORATION	2012-0430-PST-E	HARRIS	8/5/2012	\$4,500	\$900	\$3,600	\$0
PST	43010	Jacinto Enterprises, Inc.	2011-2203-PST-E	MAVERICK	8/5/2012	\$2,180	\$436	\$1,744	\$0
PST	42745	ALIBHAI, BAHADURALI G	2011-1898-PST-E	DALLAS	8/5/2012	\$2,000	\$400	\$1,600	\$0
PST	42534	City of Arlington	2011-1707-PST-E	TARRANT	8/5/2012	\$6,100	\$1,220	\$0	\$4,880
PST	43265	Con-way Freight Inc.	2012-0077-PST-E	DALLAS	8/5/2012	\$2,625	\$525	\$2,100	\$0
PST	43548	VST Enterprises Inc	2012-0372-PST-E	DALLAS	8/5/2012	\$1,300	\$260	\$1,040	\$0
PST	43153	Pioneer Food Mart Inc	2011-2311-PST-E	VAN ZANDT	8/5/2012	\$2,379	\$475	\$1,904	\$0
PST	43319	Kea Investments, Inc.	2012-0129-PST-E	HENDERSON	8/12/2012	\$2,250	\$450	\$1,800	\$0
PST	43463	Ruby Enterprises, Inc.	2012-0272-PST-E	HARRIS	8/12/2012	\$2,250	\$450	\$1,800	\$0

Singles Programs

Appendix 3: List of Administrative Orders Issued FY2012

Date Range Selected : 09/01/2011 - 08/31/2012

PGM	Case No.	Respondent Name	Docket#	County	Order Date	Penalty Assessed	Penalty Deferred	Payable Amount	SEP Offset
PST	43524	DUVALL WILLIAM A	2012-0338-PST-E	MONTAGUE	8/12/2012	\$1,000	\$200	\$800	\$0
PST	43834	AL-AQSA ENTERPRISES INC	2012-0671-PST-E	CHEROKEE	8/12/2012	\$2,250	\$450	\$1,800	\$0
PST	43584	M & J One Stop LLC	2012-0390-PST-E	TARRANT	8/12/2012	\$6,112	\$1,222	\$4,890	\$0
PST	43167	CLAYBOURN, STEPHEN CRAIG	2011-2328-PST-E	JACK	8/12/2012	\$5,626	\$1,125	\$4,501	\$0
PST	43702	Southern Star Concrete, Inc.	2012-0514-PST-E	DALLAS	8/12/2012	\$2,250	\$450	\$1,800	\$0
PST	43099	AKSONS ENTERPRISE INC	2011-2255-PST-E	BEXAR	8/12/2012	\$2,500	\$500	\$2,000	\$0
PST	43564	ConocoPhillips Company	2012-0381-PST-E	HARRIS	8/12/2012	\$6,109	\$1,221	\$4,888	\$0
PST	43692	Duggan Industries, Inc.	2012-0619-PST-E	DALLAS	8/12/2012	\$1,999	\$399	\$1,600	\$0
PST	43725	S & T Food Mart Inc.	2012-0539-PST-E	DALLAS	8/12/2012	\$1,925	\$385	\$1,540	\$0
PST	43241	UHS of Texoma, Inc.	2012-0031-PST-E	GRAYSON	8/12/2012	\$2,250	\$450	\$1,800	\$0
PST	43726	PEAVY, BILLY	2012-0538-PST-E	HARDIN	8/12/2012	\$5,560	\$1,112	\$4,448	\$0
PST	43790	TORRES, JAVIER	2012-0604-PST-E	MAVERICK	8/12/2012	\$2,379	\$475	\$1,904	\$0
PST	43323	Imran Investments, Inc.	2012-0127-PST-E	GALVESTON	8/12/2012	\$5,306	\$1,061	\$4,245	\$0
PST	43379	Brothers Petroleum, Inc.	2012-0187-PST-E	BEXAR	8/12/2012	\$4,500	\$900	\$3,600	\$0
PST	43445	Sunshine VN1, L.P.	2012-0259-PST-E	HARRIS	8/12/2012	\$2,250	\$450	\$1,800	\$0
PST	43009	HAGERMAN, NAOMI	2011-2153-PST-E	WHEELER	8/12/2012	\$6,230	\$1,246	\$4,984	\$0
PST	43623	Mike's Broadway, Inc.	2012-0432-PST-E	GALVESTON	8/12/2012	\$2,482	\$496	\$1,986	\$0
PST	43772	Southstar Enterprises, Inc.	2012-0592-PST-E	HARRIS	8/12/2012	\$2,000	\$400	\$1,600	\$0
PST	43734	Aquatics, Inc.	2012-0546-PST-E	DALLAS	8/12/2012	\$4,413	\$882	\$3,531	\$0
PST	43440	Huma Corporation	2012-0250-PST-E	DALLAS	8/12/2012	\$2,961	\$592	\$2,369	\$0
PST	43399	Aldine Independent School District	2012-0208-PST-E	HARRIS	8/12/2012	\$6,660	\$1,332	\$5,328	\$0
PST	43072	JEET BUSINESS INC.	2012-0097-PST-E	HARRIS	8/12/2012	\$2,695	\$539	\$2,156	\$0
PST	43687	ADJP, INC.	2012-0492-PST-E	HARDIN	8/12/2012	\$2,754	\$550	\$2,204	\$0
PST	43639	LTHM Dallas - Operations, LLC	2012-0425-PST-E	DALLAS	8/12/2012	\$4,650	\$930	\$3,720	\$0
PST	43388	United Corporation	2012-0200-PST-E	LIMESTONE	8/12/2012	\$2,380	\$476	\$1,904	\$0
PST	43149	Cowboy Quick Stop Inc.	2011-2308-PST-E	KAUFMAN	8/12/2012	\$2,061	\$412	\$1,649	\$0
PST	43029	H & K Beverage Corp.	2011-2207-PST-E	DALLAS	8/17/2012	\$20,105	\$4,021	\$16,084	\$0
PST	43307	WESTOVER AND WESTOVER GROUP, LLC	2012-0119-PST-E	DALLAS	8/17/2012	\$15,971	\$3,194	\$12,777	\$0
PST	42878	ROCHA, RAY	2011-2038-PST-E	SABINE	8/17/2012	\$12,714	\$2,542	\$10,172	\$0
PST	42708	MC. D. C., Inc.	2011-1856-PST-E	JEFFERSON	8/17/2012	\$8,356	\$1,670	\$6,686	\$0
PST	42716	JIND INTERESTS LLC	2011-1870-PST-E	HARRIS	8/17/2012	\$11,715	\$0	\$11,715	\$0
PST	43177	F.T. Woods Construction Services, Inc.	2011-2354-PST-E	WILLIAMSON	8/17/2012	\$8,895	\$1,779	\$7,116	\$0
PST	41718	Zeam, Incorporated	2011-0823-PST-E	TARRANT	8/19/2012	\$5,500	\$0	\$5,500	\$0
PST	43076	T & M Beer and Wine, Inc.	2011-2245-PST-E	DALLAS	8/19/2012	\$5,100	\$0	\$5,100	\$0
PST	42603	INS Emerald, L.L.C.	2011-1760-PST-E	DALLAS	8/19/2012	\$7,125	\$0	\$7,125	\$0
PST	42768	YU, KUN WON	2011-1929-PST-E	DALLAS	8/19/2012	\$7,449	\$0	\$7,449	\$0
PST	42604	Nas and S Corporation	2011-1757-PST-E	DALLAS	8/19/2012	\$5,624	\$0	\$5,624	\$0
PST	42030	Hadi & Aga Store Management LLC	2011-1140-PST-E	TARRANT	8/19/2012	\$2,550	\$0	\$2,550	\$0

Singles Programs

Appendix 3: List of Administrative Orders Issued FY2012

Date Range Selected : 09/01/2011 - 08/31/2012

PGM	Case No.	Respondent Name	Docket#	County	Order Date	Penalty Assessed	Penalty Deferred	Payable Amount	SEP Offset
PST	42456	Dania October LLC	2011-1594-PST-E	TARRANT	8/22/2012	\$7,500	\$0	\$7,500	\$0
PST	42717	DES Corporation	2011-1869-PST-E	MONTAGUE	8/22/2012	\$9,987	\$0	\$9,987	\$0
PST	41631	RASHID INC.	2011-0730-PST-E	HARRIS	8/22/2012	\$1,350	\$0	\$1,350	\$0
PST	41964	SM & LEE INC	2011-1076-PST-E	DALLAS	8/22/2012	\$2,629	\$0	\$2,629	\$0
PST	43523	NGUYEN, TRIEU MINH	2012-0336-PST-E	HUTCHINSON	8/26/2012	\$2,380	\$476	\$1,904	\$0
PST	43526	Phuquy Enterprises Inc	2012-0337-PST-E	HARRIS	8/26/2012	\$2,000	\$400	\$1,600	\$0
PST	43181	J. D. Abrams, L. P.	2011-2344-PST-E	HARRIS	8/26/2012	\$2,004	\$400	\$1,604	\$0
PST	43832	MDM FARM SUPPLY & SERVICE, INC.	2012-0656-PST-E	HANSFORD	8/26/2012	\$2,383	\$476	\$1,907	\$0
PST	43648	Rinzim Investments, Inc.	2012-0453-PST-E	JEFFERSON	8/26/2012	\$7,079	\$1,415	\$5,664	\$0
PST	43233	Starline, Inc.	2012-0063-PST-E	HENDERSON	8/26/2012	\$2,006	\$401	\$1,605	\$0
PST	43431	Petroleum Wholesale, L.P.	2012-0241-PST-E	HARRIS	8/26/2012	\$2,538	\$507	\$2,031	\$0
PST	43574	Limestone County	2012-0380-PST-E	LIMESTONE	8/26/2012	\$6,000	\$1,200	\$0	\$4,800
PST	43355	YOUSEF, IMRAN	2012-0167-PST-E	HARRIS	8/26/2012	\$2,629	\$525	\$2,104	\$0
PST	43234	New A Malik, Inc.	2012-0059-PST-E	KAUFMAN	8/26/2012	\$2,250	\$450	\$1,800	\$0
PST	43369	SAJJAD, MOHAMMAD	2012-0177-PST-E	JEFFERSON	8/26/2012	\$7,176	\$1,434	\$5,742	\$0
PST	43706	Harris County Hospital District	2012-0520-PST-E	HARRIS	8/26/2012	\$1,875	\$375	\$1,500	\$0
PST	43450	Hoodbro Enterprises, Inc.	2012-0261-PST-E	DALLAS	8/26/2012	\$5,740	\$1,148	\$4,592	\$0
PST	42690	Centergas Fuels, Inc.	2011-1844-PST-E	*MULTIPLE	8/26/2012	\$4,370	\$873	\$3,497	\$0
PST	43743	Rockwall Beverage Center, Inc.	2012-0558-PST-E	DALLAS	8/26/2012	\$4,475	\$895	\$3,580	\$0
PST	43715	Sawani Enterprises, Inc.	2012-0532-PST-E	HARRIS	8/26/2012	\$1,755	\$351	\$1,404	\$0
PST	43579	PADGETT, HENRY L	2012-0377-PST-E	LEON	8/26/2012	\$2,630	\$526	\$2,104	\$0
PST	43331	TMT, Inc.	2012-0130-PST-E	DALLAS	8/26/2012	\$4,520	\$904	\$3,616	\$0
PST	43475	SUPERIOR USA CARWASH INC.	2012-0288-PST-E	HARRIS	8/26/2012	\$750	\$150	\$600	\$0
PST	43878	Houston Country Club	2012-0725-PST-E	HARRIS	8/26/2012	\$2,625	\$525	\$2,100	\$0
PST	43720	Majestic Fuel Supplies, LLC	2012-0534-PST-E	DALLAS	8/26/2012	\$3,000	\$600	\$2,400	\$0
PST	43712	United Fuel & Energy Corporation	2012-0529-PST-E	ANDREWS	8/26/2012	\$3,751	\$750	\$3,001	\$0
PST	43552	Kincheloe Oil Company	2012-0360-PST-E	DALLAS	8/26/2012	\$2,017	\$403	\$1,614	\$0
PST	43553	Yaa Ali Corporation	2012-0382-PST-E	SAN JACINTO	8/27/2012	\$8,879	\$0	\$8,879	\$0
PST	43392	Samrod Corporation	2012-0234-PST-E	DALLAS	8/27/2012	\$7,693	\$1,538	\$6,155	\$0
PST	41868	Tristar Convenience Stores, Inc.	2011-0978-PST-E	HARRIS	8/27/2012	\$30,780	\$0	\$30,780	\$0
PST	42816	SCOBEE, RANDY	2011-1958-PST-E	WICHITA	8/27/2012	\$13,600	\$0	\$13,600	\$0
PST	42888	City of Fort Worth	2011-2033-PST-E	TARRANT	8/27/2012	\$8,000	\$1,600	\$6,400	\$0
PST	40743	New Sarr Corporation	2010-1890-PST-E	TARRANT	8/27/2012	\$9,197	\$5,597	\$3,600	\$0
PST	43582	Ash-Jen Properties, Inc.	2012-0385-PST-E	SAN PATRICIO	8/27/2012	\$11,000	\$2,200	\$8,800	\$0
PST	42315	One Stop Food Stores, Inc.	2011-1370-PST-E	DALLAS	8/27/2012	\$11,237	\$0	\$11,237	\$0
PST	41651	Town & Country Food Stores, Inc.	2011-0751-PST-E	LAMB	8/27/2012	\$8,750	\$0	\$8,750	\$0
PST	43577	S A K GROCERY INC.	2012-0391-PST-E	BRAZOS	8/27/2012	\$8,329	\$1,665	\$6,664	\$0
PST	42096	PLANO SHELL INC	2011-1235-PST-E	TARRANT	8/27/2012	\$24,525	\$0	\$24,525	\$0

Singles Programs

Appendix 3: List of Administrative Orders Issued FY2012

Date Range Selected : 09/01/2011 - 08/31/2012

PGM	Case No.	Respondent Name	Docket#	County	Order Date	Penalty Assessed	Penalty Deferred	Payable Amount	SEP Offset
PST	42884	CELINA SHELL FOOD MART, INC	2011-2023-PST-E	COLLIN	8/27/2012	\$39,573	\$7,914	\$31,659	\$0
PST	42978	Momentum Investment, Inc.	2011-2124-PST-E	CHAMBERS	8/27/2012	\$34,850	\$6,970	\$27,880	\$0
PST	42737	SAANIYA & ARMAAN EXPRESS MART INC	2011-1900-PST-E	BRAZOS	8/27/2012	\$10,494	\$2,098	\$8,396	\$0
PST	43644	NORAMI ENTERPRISES INC	2012-0447-PST-E	WHARTON	8/27/2012	\$8,006	\$1,601	\$6,405	\$0
Subtotal for PST : 803						\$4,279,030	\$570,847	\$3,643,259	\$64,924
PWS	34348	Evelyn Patricia Walker	2010-0901-PWS-E	POLK	9/2/2011	\$3,960	\$0	\$3,960	\$0
PWS	40501	HUSTEAD, YETTA	2010-1633-PWS-E	BRAZORIA	9/2/2011	\$1,953	\$0	\$1,953	\$0
PWS	41068	RV Express Amarillo, LLC	2011-0163-PWS-E	POTTER	9/16/2011	\$2,136	\$0	\$2,136	\$0
PWS	40335	A Texas Blue Moon Corporation *	2010-1445-PWS-E	TRAVIS	9/16/2011	\$1,784	\$0	\$1,784	\$0
PWS	41411	Gulflander Partners Group, L.P.	2011-0505-PWS-E		9/16/2011	\$660	\$132	\$528	\$0
PWS	39920	RICHARD J DUDA	2010-1023-PWS-E	KAUFMAN	9/16/2011	\$3,542	\$0	\$3,542	\$0
PWS	41340	BLAIR, RAY W	2011-0434-PWS-E	DENTON	9/16/2011	\$172	\$0	\$172	\$0
PWS	40988	Leon Junction Water Supply Corporation	2011-0082-PWS-E	CORYELL	9/16/2011	\$1,288	\$257	\$1,031	\$0
PWS	41415	Cracker Barrel, Inc.	2011-0518-PWS-E	VICTORIA	10/2/2011	\$949	\$189	\$760	\$0
PWS	39925	Weatherford Holdings, L.P.	2010-1103-PWS-E	PARKER	10/2/2011	\$7,667	\$0	\$7,667	\$0
PWS	41427	Janie Riddle	2011-0536-PWS-E	PARKER	10/2/2011	\$3,098	\$0	\$3,098	\$0
PWS	41272	Skidmore Water Supply Corporation	2011-0370-PWS-E	BEE	10/2/2011	\$1,280	\$256	\$1,024	\$0
PWS	41529	City Of Roaring Springs	2011-0620-PWS-E	MOTLEY	10/2/2011	\$275	\$55	\$220	\$0
PWS	40305	GILLOTT, DAVID T	2010-1418-PWS-E	WISE	10/6/2011	\$1,785	\$0	\$1,785	\$0
PWS	40613	GENERAL SAMS OFF ROAD PARK, INC.	2010-1769-PWS-E	WALKER	10/6/2011	\$3,185	\$0	\$3,185	\$0
PWS	41388	Pallet Companies, Inc.	2011-0488-PWS-E	HARRIS	10/17/2011	\$2,558	\$0	\$2,558	\$0
PWS	40775	Matt Boren *	2010-1954-PWS-E	SHELBY	10/17/2011	\$2,628	\$0	\$2,628	\$0
PWS	38136	FULLER, VIRGINIA FRANKLIN	2009-1295-PWS-E	LUBBOCK	10/17/2011	\$2,799	\$0	\$2,799	\$0
PWS	41566	Heart O' Texas Council of the Boy Scouts of America	2011-0651-PWS-E	BELL	10/17/2011	\$3,352	\$0	\$3,352	\$0
PWS	41548	Clara Hills Civic Association	2011-0696-PWS-E	BURLESON	10/17/2011	\$422	\$0	\$422	\$0
PWS	40500	Savs Investments, Inc.	2010-1634-PWS-E	BLANCO	10/17/2011	\$3,920	\$0	\$3,920	\$0
PWS	39951	Jaycee's Children Center, Inc.	2010-1070-PWS-E	HARRIS	10/17/2011	\$3,407	\$0	\$3,407	\$0
PWS	37830	Mirando City Water Supply Corporation	2011-0318-PWS-E	WEBB	10/17/2011	\$4,389	\$0	\$4,389	\$0
PWS	41421	OCP -Tres Rios LLC	2011-0535-PWS-E	SOMERVELL	10/17/2011	\$3,034	\$0	\$3,034	\$0
PWS	40797	BENITEZ, OSCAR	2010-1939-PWS-E	FORT BEND	10/22/2011	\$3,077	\$0	\$3,077	\$0
PWS	39615	Lake Corpus Christi RV Park & Marina, L.L.C.	2010-0737-PWS-E	LIVE OAK	10/22/2011	\$1,681	\$0	\$1,681	\$0
PWS	40355	5510 Acorn L.L.C.	2010-1471-PWS-E	HARRIS	11/3/2011	\$23,268	\$0	\$23,268	\$0
PWS	40129	City of Scottsville	2010-1254-PWS-E	HARRISON	11/3/2011	\$4,372	\$0	\$4,372	\$0
PWS	39336	City of Alpine	2010-0421-PWS-E	BREWSTER	11/3/2011	\$7,270	\$0	\$0	\$7,270
PWS	41644	American Pioneer Investments, Inc.	2011-0763-PWS-E	HARRIS	11/3/2011	\$2,124	\$424	\$1,700	\$0
PWS	41602	Copperas Cove MHC, LLC	2011-0694-PWS-E	CORYELL	11/3/2011	\$1,732	\$0	\$866	\$866
PWS	37771	Moore's Water System of Beaver Lake, Inc. *	2011-0596-PWS-E	MCLENNAN	11/6/2011	\$576	\$0	\$576	\$0
PWS	37288	City of Stanton	2011-0752-PWS-E	MARTIN	11/18/2011	\$895	\$0	\$895	\$0

Singles Programs

Appendix 3: List of Administrative Orders Issued FY2012

Date Range Selected : 09/01/2011 - 08/31/2012

PGM	Case No.	Respondent Name	Docket#	County	Order Date	Penalty Assessed	Penalty Deferred	Payable Amount	SEP Offset
PWS	41524	City Of Menard	2011-0708-PWS-E	MENARD	11/18/2011	\$767	\$153	\$614	\$0
PWS	41840	City of Anson	2011-0958-PWS-E	JONES	11/18/2011	\$940	\$188	\$752	\$0
PWS	40782	Medina, Dora	2010-1918-PWS-E	EL PASO	11/18/2011	\$5,656	\$0	\$5,656	\$0
PWS	41309	Daves's Roofing Siding and Metal Buildings LLC	2011-0435-PWS-E	LUBBOCK	11/18/2011	\$5,379	\$0	\$5,379	\$0
PWS	41591	Village Farms, L.P.	2011-0686-PWS-E	*MULTIPLE	11/18/2011	\$4,807	\$0	\$2,404	\$2,403
PWS	41300	MATA, LORENZO E	2011-0324-WOC-E	WEBB	11/18/2011	\$1,125	\$225	\$900	\$0
PWS	41816	SOUTH LAKE PARK SERVICES INC	2011-0927-PWS-E	TARRANT	11/18/2011	\$1,000	\$0	\$1,000	\$0
PWS	41689	BRUSH COUNTRY DEVELOPMENT CORPORATION	2011-0796-PWS-E	DUVAL	11/18/2011	\$488	\$97	\$391	\$0
PWS	41211	HUTCHESON, CECIL D	2011-0309-PWS-E	LUBBOCK	11/23/2011	\$324	\$0	\$324	\$0
PWS	41891	MOORE, JOHN L *	2011-1008-PWS-E	MCLENNAN	12/8/2011	\$4,138	\$0	\$4,138	\$0
PWS	41820	City of Center	2011-0951-PWS-E	SHELBY	12/19/2011	\$855	\$171	\$684	\$0
PWS	41693	City of Lawn	2011-0798-PWS-E	TAYLOR	12/19/2011	\$1,732	\$0	\$1,732	\$0
PWS	39125	SOLIMAN, MOSTAFA A	2010-0222-PWS-E	WALLER	12/19/2011	\$3,748	\$0	\$3,748	\$0
PWS	41271	Tlaloc Outdoors, Inc.	2011-0361-PWS-E	VAL VERDE	12/19/2011	\$1,163	\$0	\$1,163	\$0
PWS	34461	T S Ranch & Retreat, Inc.	2010-1069-PWS-E	PARKER	12/19/2011	\$910	\$0	\$910	\$0
PWS	41710	City of Kerrville	2011-0825-PWS-E	KERR	12/19/2011	\$695	\$0	\$695	\$0
PWS	41610	University of Texas of the Permian Basin	2011-0709-PWS-E	MIDLAND	12/19/2011	\$913	\$0	\$0	\$913
PWS	36524	Highland Park Water Supply Corporation	2010-1944-PWS-E	BOSQUE	12/19/2011	\$650	\$0	\$650	\$0
PWS	42072	HORN, CHARLES KENNETH	2011-1192-PWS-E	BURNET	12/19/2011	\$1,376	\$0	\$1,376	\$0
PWS	41823	NELIUS, HOWARD T	2011-0937-PWS-E	AUSTIN	12/19/2011	\$2,697	\$0	\$2,697	\$0
PWS	41746	City of Whitney	2011-0856-PWS-E	HILL	12/19/2011	\$2,500	\$500	\$2,000	\$0
PWS	41804	City of Ackerly	2011-0917-PWS-E	DAWSON	12/19/2011	\$825	\$165	\$660	\$0
PWS	40126	Arthur Thompson Post No. 8905, Veteran of Foreign Wars of the United States Cypress Texas	2010-1241-PWS-E	HARRIS	1/5/2012	\$4,375	\$0	\$4,375	\$0
PWS	41775	ABDELHAK, MARDOCHE	2011-0888-PWS-E	BEXAR	1/8/2012	\$8,697	\$0	\$8,697	\$0
PWS	41510	Savs Investments, Inc.	2011-0635-PWS-E	BLANCO	1/8/2012	\$2,597	\$0	\$2,597	\$0
PWS	36668	BILLINGS, RICHARD	2011-1046-PWS-E	GUADALUPE	1/8/2012	\$1,531	\$0	\$1,531	\$0
PWS	41318	SOLALINDE, ALFREDO M	2011-0469-PWS-E	HARRIS	1/8/2012	\$1,478	\$0	\$1,478	\$0
PWS	40608	LYBARGER, LOYAL	2010-1755-MLM-E	HARRIS	1/8/2012	\$2,620	\$0	\$2,620	\$0
PWS	41405	Consumers Water Inc.	2011-0501-UTL-E	HARRIS	1/8/2012	\$10,946	\$0	\$10,946	\$0
PWS	42107	Happy Hill Farm Children's Home, Inc.	2011-1318-PWS-E	SOMERVELL	1/27/2012	\$3,480	\$0	\$3,480	\$0
PWS	41877	Olmito Water Supply Corporation	2011-0990-PWS-E	CAMERON	1/27/2012	\$6,240	\$0	\$6,240	\$0
PWS	42105	ZARS, LIEF	2011-1229-PWS-E	KENDALL	1/27/2012	\$4,743	\$0	\$4,743	\$0
PWS	40302	White Oak Estates MHC LLC	2010-1574-PWS-E	MONTGOMERY	1/27/2012	\$5,532	\$0	\$5,532	\$0
PWS	41760	Whitharral Water and Sewer Service Supply Corporation	2011-0874-PWS-E	HOCKLEY	1/27/2012	\$950	\$0	\$950	\$0
PWS	41918	PRINCESS, INC.	2011-1028-PWS-E	HARRIS	2/5/2012	\$6,854	\$0	\$6,854	\$0
PWS	41947	City of Rochester	2011-1044-PWS-E	HASKELL	2/5/2012	\$1,145	\$0	\$1,145	\$0
PWS	41968	Margarito Flores *	2011-1084-PWS-E	GILLESPIE	2/5/2012	\$3,165	\$0	\$3,165	\$0

Singles Programs

Appendix 3: List of Administrative Orders Issued FY2012

Date Range Selected : 09/01/2011 - 08/31/2012

PGM	Case No.	Respondent Name	Docket#	County	Order Date	Penalty Assessed	Penalty Deferred	Payable Amount	SEP Offset
PWS	42077	Union Tank Car Company	2011-1196-PWS-E	HARRIS	2/10/2012	\$870	\$174	\$696	\$0
PWS	41325	MORGENTHALER, EDWIN T	2011-0415-PWS-E	BRAZORIA	2/10/2012	\$2,297	\$459	\$1,838	\$0
PWS	41402	Suburban Utility Co	2011-0499-UTL-E	HARRIS	2/13/2012	\$5,348	\$0	\$5,348	\$0
PWS	41403	Community Utility Company	2011-0500-UTL-E	HARRIS	2/13/2012	\$1,080	\$0	\$1,080	\$0
PWS	42171	BABB, TERRY L SR	2011-1313-PWS-E	HENDERSON	2/16/2012	\$1,932	\$0	\$1,932	\$0
PWS	41856	CHRISTOPHER W DUNCAN	2011-0970-PWS-E	ANGELINA	2/16/2012	\$330	\$0	\$330	\$0
PWS	42006	RICHARD J DUDA	2011-1126-PWS-E	KAUFMAN	2/16/2012	\$2,904	\$0	\$2,904	\$0
PWS	36172	SULLIVAN, RICHARD	2011-0911-PWS-E	LUBBOCK	2/16/2012	\$28,954	\$0	\$28,954	\$0
PWS	41621	DESAI, PRATAP	2011-0721-PWS-E	HARRIS	2/18/2012	\$7,942	\$0	\$7,942	\$0
PWS	41828	DENSMAN, KENNETH D	2011-0941-PWS-E	VICTORIA	2/18/2012	\$5,105	\$0	\$5,105	\$0
PWS	42000	City of Liberty	2011-1103-PWS-E	LIBERTY	2/25/2012	\$2,440	\$488	\$1,952	\$0
PWS	41552	BLACK, MELISSA *	2011-0641-PWS-E	ERATH	2/25/2012	\$2,243	\$0	\$2,243	\$0
PWS	41996	Shauna Lynn McGee LLC	2011-1102-PWS-E	TRAVIS	2/25/2012	\$2,788	\$0	\$2,788	\$0
PWS	42538	City of Ballinger	2011-1671-PWS-E	RUNNELS	3/3/2012	\$368	\$0	\$368	\$0
PWS	41764	Central Bowie County Water Supply Corporation	2011-0873-PWS-E	BOWIE	3/3/2012	\$3,634	\$726	\$2,908	\$0
PWS	41925	A&M Silver, Inc.	2011-1037-PWS-E	HARRIS	3/3/2012	\$1,516	\$303	\$1,213	\$0
PWS	40600	City of Bartlett	2010-1749-PWS-E	WILLIAMSON	3/3/2012	\$672	\$134	\$538	\$0
PWS	42261	River Bend Water Services, Inc.	2011-1409-PWS-E	MATAGORDA	3/3/2012	\$422	\$0	\$422	\$0
PWS	42056	Deanville Water Supply Corporation	2011-1174-PWS-E	BURLESON	3/16/2012	\$3,480	\$0	\$3,480	\$0
PWS	40652	Peach Creek Dam & Lake Club	2010-1807-PWS-E	MONTGOMERY	3/16/2012	\$8,449	\$8,449	\$0	\$0
PWS	42367	CHARLIE BROWN'S LEARNING CENTER	2011-1509-PWS-E	LUBBOCK	3/16/2012	\$3,590	\$0	\$3,590	\$0
PWS	41854	PEREZ, ELIZABETH	2011-0957-PWS-E	WEBB	3/16/2012	\$6,002	\$0	\$6,002	\$0
PWS	42169	THE UNIVERSAL CHURCH	2011-1312-PWS-E	EL PASO	3/16/2012	\$3,397	\$0	\$3,397	\$0
PWS	42036	Stone Gate Golf Course, L.C.	2011-1172-PWS-E	LUBBOCK	3/18/2012	\$534	\$106	\$428	\$0
PWS	42008	Bartley Woods WSC	2011-1104-PWS-E	FANNIN	3/18/2012	\$160	\$32	\$128	\$0
PWS	42037	Perry Wsc	2011-1154-PWS-E	FALLS	3/18/2012	\$287	\$57	\$230	\$0
PWS	41841	Minsa Corporation	2011-0949-PWS-E	BAILEY	3/18/2012	\$3,994	\$798	\$3,196	\$0
PWS	42511	City of Ranger	2011-1674-PWS-E	EASTLAND	3/18/2012	\$270	\$54	\$216	\$0
PWS	42336	ROMERO, GERARDO M *	2011-1483-PWS-E	HIDALGO	4/5/2012	\$3,010	\$0	\$3,010	\$0
PWS	40291	AMK Properties L L C	2010-1405-PWS-E	BEXAR	4/5/2012	\$7,370	\$0	\$7,370	\$0
PWS	42398	BOROFF, ESTHER E	2011-1526-PWS-E	ECTOR	4/5/2012	\$1,807	\$0	\$1,807	\$0
PWS	41933	Sahil Management Ltd.	2011-1045-PWS-E	BEXAR	4/5/2012	\$4,249	\$0	\$4,249	\$0
PWS	37429	DOLEN, DANNY J	2010-1837-PWS-E	LIMESTONE	4/5/2012	\$897	\$0	\$897	\$0
PWS	42434	Morton Valley WSC	2011-1588-PWS-E	EASTLAND	4/8/2012	\$265	\$53	\$212	\$0
PWS	42285	MACGINNIS, JAMES L	2011-1445-WOC-E	TYLER	4/8/2012	\$1,688	\$337	\$1,351	\$0
PWS	42778	City of Hewitt	2011-1923-PWS-E	MCLENNAN	4/8/2012	\$630	\$126	\$504	\$0
PWS	42633	City of Cottonwood Shores	2011-1779-PWS-E	BURNET	4/8/2012	\$654	\$130	\$524	\$0
PWS	42623	White River Development Co., Inc.	2011-1778-PWS-E	CROSBY	4/8/2012	\$250	\$50	\$200	\$0

Singles Programs

Appendix 3: List of Administrative Orders Issued FY2012

Date Range Selected : 09/01/2011 - 08/31/2012

PGM	Case No.	Respondent Name	Docket#	County	Order Date	Penalty Assessed	Penalty Deferred	Payable Amount	SEP Offset
PWS	42446	Mosheim Wsc	2011-1571-PWS-E	BOSQUE	4/8/2012	\$360	\$72	\$288	\$0
PWS	42698	Laguna Tres, Inc.	2011-1845-PWS-E	HOOD	4/8/2012	\$310	\$62	\$248	\$0
PWS	42288	Carroll Water Supply Corporation	2011-1446-PWS-E	SMITH	4/21/2012	\$570	\$114	\$456	\$0
PWS	42637	Acton MUD	2011-1780-PWS-E	HOOD	4/21/2012	\$1,430	\$286	\$1,144	\$0
PWS	42536	City of Bellevue	2011-1673-PWS-E	CLAY	4/21/2012	\$1,143	\$228	\$915	\$0
PWS	41460	Monticello Drive Estates, Inc.	2011-0554-PWS-E	PARKER	4/21/2012	\$1,570	\$314	\$1,256	\$0
PWS	42076	Park Hills Baptist Church of Austin, Texas	2011-1205-PWS-E	TRAVIS	4/21/2012	\$1,210	\$242	\$968	\$0
PWS	42892	Roosevelt Independent School District	2011-2031-PWS-E	LUBBOCK	4/21/2012	\$100	\$20	\$80	\$0
PWS	42938	Hidalgo County Municipal Utility District 1	2011-2087-PWS-E	HIDALGO	4/21/2012	\$1,160	\$232	\$928	\$0
PWS	42388	Palo Duro Service Company, Inc.	2011-1582-MLM-E	WISE	4/21/2012	\$939	\$187	\$752	\$0
PWS	42935	City of Robinson	2011-2077-PWS-E	MCLENNAN	4/21/2012	\$768	\$153	\$615	\$0
PWS	42544	NATIONAL RETAIL PROPERTIES, INC.	2011-1694-PWS-E	POTTER	4/21/2012	\$4,263	\$852	\$3,411	\$0
PWS	42340	City of Runaway Bay	2011-1487-PWS-E	WISE	4/21/2012	\$377	\$0	\$377	\$0
PWS	42051	Seaboard International, Inc.	2011-1173-PWS-E	HARRIS	4/23/2012	\$840	\$0	\$840	\$0
PWS	42859	Al's Investments Inc DBA Al's North Texas Property Management, Inc.	2011-1993-PWS-E	WISE	4/23/2012	\$6,220	\$0	\$6,220	\$0
PWS	41707	FENOGLIO, DAVID A	2011-0824-PWS-E	MONTAGUE	4/25/2012	\$4,238	\$0	\$4,238	\$0
PWS	42202	WHITE, CURTIS	2011-1333-PWS-E	SAN AUGUSTINE	4/25/2012	\$2,077	\$0	\$2,077	\$0
PWS	42104	Buena Vista WSC	2011-1245-PWS-E	SHELBY	5/12/2012	\$4,289	\$857	\$3,432	\$0
PWS	42284	Warren Water Supply Corporation	2011-1428-PWS-E	TYLER	5/12/2012	\$2,075	\$415	\$1,660	\$0
PWS	42883	The Bitter Creek WSC	2011-2025-PWS-E	NOLAN	5/12/2012	\$272	\$54	\$218	\$0
PWS	42283	Eola Water Supply Corporation	2011-1451-MLM-E	CONCHO	5/12/2012	\$2,225	\$445	\$1,780	\$0
PWS	42168	HUTCHESON, CECIL D	2011-1315-PWS-E	LUBBOCK	5/13/2012	\$21,030	\$0	\$21,030	\$0
PWS	41928	High Gabriel Water Supply Corporation	2011-1040-PWS-E	WILLIAMSON	5/13/2012	\$3,841	\$0	\$3,841	\$0
PWS	42334	City of Shallowater	2011-1491-PWS-E	LUBBOCK	5/24/2012	\$1,276	\$255	\$1,021	\$0
PWS	42699	Monarch Utilities I L.P.	2011-1846-PWS-E	TYLER	5/24/2012	\$886	\$177	\$709	\$0
PWS	42898	Morgan Mill WSC	2011-2040-PWS-E	ERATH	5/24/2012	\$440	\$88	\$352	\$0
PWS	42885	Aqua Texas, Inc.	2011-2022-PWS-E	HAYS	5/24/2012	\$312	\$62	\$250	\$0
PWS	42991	Creedmoor-MAHA Water Supply Corporation	2011-2148-PWS-E	TRAVIS	5/24/2012	\$387	\$77	\$310	\$0
PWS	42634	City of O'Brien	2011-1781-PWS-E	HASKELL	5/24/2012	\$1,976	\$395	\$1,581	\$0
PWS	42645	City of Caddo Mills	2011-1796-PWS-E	HUNT	5/25/2012	\$1,165	\$0	\$1,165	\$0
PWS	42893	Texan Tulip, Inc.	2011-2030-PWS-E	GALVESTON	5/25/2012	\$1,360	\$0	\$1,360	\$0
PWS	42779	CCI-MBM II, L.P.	2011-1924-PWS-E	BRAZORIA	6/7/2012	\$727	\$145	\$582	\$0
PWS	42447	Beltran, Jose O. *	2011-1653-PWS-E	STARR	6/7/2012	\$612	\$122	\$490	\$0
PWS	42682	DLUGOSCH, PETE A	2011-1831-PWS-E	DEWITT	6/7/2012	\$325	\$65	\$260	\$0
PWS	43203	Upper Leon River Municipal Water District	2011-2365-PWS-E	COMANCHE	6/7/2012	\$680	\$136	\$544	\$0
PWS	42987	P C S Development Company	2011-2141-PWS-E	ORANGE	6/7/2012	\$346	\$69	\$277	\$0
PWS	42609	Dragon Products, Ltd.	2011-1750-PWS-E	HARDIN	6/7/2012	\$675	\$135	\$540	\$0

Singles Programs

Appendix 3: List of Administrative Orders Issued FY2012

Date Range Selected : 09/01/2011 - 08/31/2012

PGM	Case No.	Respondent Name	Docket#	County	Order Date	Penalty Assessed	Penalty Deferred	Payable Amount	SEP Offset
PWS	43013	Nico Tyme Water Co-op, Inc.	2011-2163-PWS-E	BEXAR	6/7/2012	\$1,083	\$216	\$867	\$0
PWS	42572	Taylor Petroleum Companies, Inc.	2011-1702-PWS-E	LUBBOCK	6/8/2012	\$4,355	\$0	\$4,355	\$0
PWS	41881	RICHTER, FRANCISCA	2011-0992-PWS-E	EL PASO	6/8/2012	\$1,620	\$0	\$1,620	\$0
PWS	42019	City of Adrian	2011-1165-PWS-E	OLDHAM	6/8/2012	\$3,262	\$0	\$3,262	\$0
PWS	41995	Derby Water Supply Corporation	2011-1101-PWS-E	FRIO	6/14/2012	\$5,010	\$0	\$5,010	\$0
PWS	41935	WILLIAMS, PATRICIA *	2011-1073-PWS-E	MIDLAND	6/14/2012	\$10,938	\$0	\$10,938	\$0
PWS	41390	HORVATH, SHAWN M	2011-0489-PWS-E	DENTON	6/14/2012	\$10,991	\$0	\$10,991	\$0
PWS	42569	Line Camp Partners, LLC	2011-1717-PWS-E	HOOD	6/15/2012	\$1,828	\$0	\$1,828	\$0
PWS	43132	City of Gregory	2011-2289-PWS-E	SAN PATRICIO	6/17/2012	\$2,470	\$494	\$1,976	\$0
PWS	43068	NORTH HUNT SUD	2011-2214-PWS-E	HUNT	6/17/2012	\$1,340	\$267	\$1,073	\$0
PWS	42839	Rio WSC	2011-1974-PWS-E	STARR	6/17/2012	\$2,773	\$554	\$2,219	\$0
PWS	42988	Gonzales County Water Supply Corporation	2011-2140-PWS-E	GONZALES	6/17/2012	\$5,786	\$1,156	\$4,630	\$0
PWS	42539	Buchanan Lake Village, Inc.	2011-1670-PWS-E	LLANO	6/22/2012	\$1,575	\$0	\$1,575	\$0
PWS	42224	Chinatown Waterworks, Inc.	2011-1383-PWS-E	WILLIAMSON	6/28/2012	\$1,084	\$0	\$1,084	\$0
PWS	42173	Nigton-Wakefield Water Supply Corporation	2011-1322-PWS-E	TRINITY	7/6/2012	\$1,564	\$0	\$1,564	\$0
PWS	41658	First Baptist Church of Jonestown, Texas	2011-0765-PWS-E	TRAVIS	7/6/2012	\$2,610	\$0	\$2,610	\$0
PWS	42848	Munson Point Property Owners Association	2011-1986-PWS-E	GRAYSON	7/6/2012	\$1,055	\$0	\$1,055	\$0
PWS	43767	BERRY, BRANDON J	2012-0581-WOC-E	MCLENNAN	7/8/2012	\$175	\$0	\$175	\$0
PWS	42102	REEVES, KAREN	2011-1240-PWS-E	COOKE	7/8/2012	\$6,121	\$1,223	\$4,898	\$0
PWS	42146	Catholic Charities of the Archdiocese of Galveston-Houston	2011-1293-PWS-E	HARRIS	7/8/2012	\$1,200	\$240	\$960	\$0
PWS	40615	WONG, RAYMOND	2010-1763-UTL-E	HARRIS	7/15/2012	\$420	\$84	\$336	\$0
PWS	43771	HALE, WILLIAM A	2012-0579-WOC-E	KLEBERG	7/15/2012	\$175	\$0	\$175	\$0
PWS	43432	City of Goldthwaite	2012-0240-PWS-E	MILLS	7/15/2012	\$172	\$34	\$138	\$0
PWS	43489	Cimarron Municipal Utility District	2012-0305-PWS-E	HARRIS	7/15/2012	\$1,500	\$300	\$1,200	\$0
PWS	43360	Segovia Inc.	2012-0175-PWS-E	KIMBLE	7/15/2012	\$107	\$21	\$86	\$0
PWS	42092	STEWART, STEVEN P *	2011-1230-PWS-E	LIMESTONE	7/26/2012	\$4,313	\$0	\$4,313	\$0
PWS	41982	GONZALES, RAMON C JR	2011-1099-PWS-E	MIDLAND	7/26/2012	\$3,938	\$0	\$3,938	\$0
PWS	43224	Smith, William Donald	2012-0021-PWS-E	HARRIS	7/27/2012	\$140	\$0	\$140	\$0
PWS	42581	O'Neal, Robert R.	2011-1716-PWS-E	HARRIS	7/27/2012	\$2,442	\$0	\$2,442	\$0
PWS	42828	City of Eagle Pass Water Works System	2011-1967-PWS-E	MAVERICK	8/2/2012	\$5,913	\$0	\$5,913	\$0
PWS	42537	SESSO, MICHAEL	2011-1672-PWS-E	VAL VERDE	8/2/2012	\$1,995	\$0	\$1,995	\$0
PWS	42016	Presidio County Water Improvement District 1	2011-1127-PWS-E	PRESIDIO	8/2/2012	\$2,037	\$0	\$2,037	\$0
PWS	42246	VANOVER, RHONDA C *	2011-1390-PWS-E	LUBBOCK	8/2/2012	\$5,679	\$0	\$5,679	\$0
PWS	42992	HIBDON, STEVEN A *	2011-2147-PWS-E	BANDERA	8/5/2012	\$3,599	\$719	\$2,880	\$0
PWS	43275	Woodlake Josserand WSC	2012-0070-PWS-E	TRINITY	8/5/2012	\$729	\$145	\$584	\$0
PWS	43405	South Kirbyville Rural Water Supply Corporation	2012-0247-MLM-E	JASPER	8/12/2012	\$402	\$80	\$322	\$0
PWS	43656	Laneville Water Supply Corporation	2012-0458-PWS-E	RUSK	8/12/2012	\$106	\$20	\$86	\$0

Singles Programs

Appendix 3: List of Administrative Orders Issued FY2012

Date Range Selected : 09/01/2011 - 08/31/2012

PGM	Case No.	Respondent Name	Docket#	County	Order Date	Penalty Assessed	Penalty Deferred	Payable Amount	SEP Offset
PWS	43358	Faulkey Gully MUD	2012-0168-PWS-E	HARRIS	8/12/2012	\$612	\$122	\$490	\$0
PWS	43364	City Of Robert Lee	2012-0173-PWS-E	COKE	8/12/2012	\$588	\$117	\$471	\$0
PWS	43255	Duchman, Ltd.	2012-0053-PWS-E	HAYS	8/12/2012	\$550	\$110	\$440	\$0
PWS	43501	Val Verde County WCID Comstock	2012-0321-PWS-E	VAL VERDE	8/12/2012	\$920	\$184	\$736	\$0
PWS	43267	BRADBERRY, TIMOTHY M	2012-0071-PWS-E	WISE	8/12/2012	\$1,144	\$228	\$916	\$0
PWS	42082	GARZA, HENRY M	2011-1281-PWS-E	HAYS	8/17/2012	\$2,892	\$0	\$2,892	\$0
PWS	41873	MORRIS, LESLIE L	2011-0982-PWS-E	HARRIS	8/17/2012	\$1,151	\$0	\$1,151	\$0
PWS	42128	K C Utilities, Inc.	2011-1270-PWS-E	BRAZORIA	8/17/2012	\$1,000	\$0	\$1,000	\$0
PWS	42644	Sam's Truck Stop Business, Inc.	2011-1792-PWS-E	CULBERSON	8/17/2012	\$3,340	\$0	\$3,340	\$0
PWS	41653	Ms. Molly's LLC	2011-0764-PWS-E	COLORADO	8/17/2012	\$3,476	\$0	\$3,476	\$0
PWS	41944	LEGGETT, PAUL	2011-1067-PWS-E	PANOLA	8/17/2012	\$5,279	\$0	\$5,279	\$0
PWS	43652	Hilco United Services, Inc.	2012-0477-PWS-E	HILL	8/26/2012	\$1,605	\$321	\$1,284	\$0
PWS	43107	City of Weslaco	2011-2260-PWS-E	HIDALGO	8/26/2012	\$1,111	\$222	\$889	\$0
PWS	43259	Baker Hughes Oilfield Operations, Inc.	2012-0056-PWS-E	WALLER	8/26/2012	\$1,015	\$203	\$812	\$0
PWS	42927	Lakeshore Utility Company	2011-2073-PWS-E	HENDERSON	8/26/2012	\$350	\$70	\$280	\$0
PWS	43130	Texas H2O, Inc.	2011-2334-PWS-E	HOOD	8/26/2012	\$1,220	\$244	\$976	\$0
PWS	43581	Debbie Block	2012-0414-MLM-E	ORANGE	8/26/2012	\$279	\$55	\$224	\$0
PWS	43230	Waller County Mobile Home Water Corporation	2012-0020-PWS-E	WALLER	8/27/2012	\$117	\$0	\$117	\$0
PWS	41976	Donald E Crane	2011-1125-PWS-E	MIDLAND	8/27/2012	\$8,551	\$0	\$8,551	\$0
Subtotal for PWS : 201						\$542,288	\$28,976	\$501,860	\$11,452
WATEI	41806	Mewbourne Oil Company	2011-0936-WR-E	OCHILTREE	9/16/2011	\$350	\$0	\$350	\$0
WATEI	41958	R. K. Hall Construction, LTD.	2011-1092-WR-E	GRAYSON	10/17/2011	\$350	\$0	\$350	\$0
WATEI	41957	Knife River Corporation - South	2011-1094-WR-E	KAUFMAN	10/17/2011	\$875	\$0	\$875	\$0
WATEI	41883	B. C. SPRABERRY FARMING & RANCHING, LTD.	2011-1004-WR-E	JONES	11/3/2011	\$750	\$150	\$600	\$0
WATEI	42116	Fluid Disposal Specialties, Inc.	2011-1267-WR-E	SAN AUGUSTINE	11/18/2011	\$350	\$0	\$350	\$0
WATEI	40869	CITY CONCRETE, INC.	2010-2071-WR-E	JACK	12/19/2011	\$500	\$100	\$400	\$0
WATEI	42189	Regal Energy Operating, L.L.C.	2011-1378-WR-E	WISE	3/3/2012	\$850	\$170	\$680	\$0
WATEI	42545	PATEL, RAY	2011-1667-WR-E	DENTON	3/18/2012	\$350	\$0	\$350	\$0
WATEI	42850	FRIDAY, CHRIS	2011-2020-WR-E	SHELBY	3/18/2012	\$350	\$0	\$350	\$0
WATEI	42800	Ebeling Water Supply Corporation	2011-1975-WR-E	HALE	6/7/2012	\$525	\$105	\$420	\$0
WATEI	42912	Ricky Bonds Septic Systems & Water Wells LLC	2011-2065-WR-E	WALLER	6/8/2012	\$3,350	\$670	\$2,680	\$0
WATEI	42940	ESE WE MAKE TRACKS INC	2011-2086-WR-E	MONTGOMERY	7/8/2012	\$6,368	\$1,273	\$5,095	\$0
WATEI	42733	Devon Energy Production Company, L.P.	2011-1876-WR-E	WISE	7/8/2012	\$1,850	\$370	\$1,480	\$0
WATEI	42917	PINTO CONSTRUCTION CO INC	2011-2061-WR-E	NACOGDOCHES	7/8/2012	\$7,414	\$1,482	\$5,932	\$0
WATEI	43892	WTL Sand and Gravel, L.L.C.	2012-0716-WR-E	GRAY	8/5/2012	\$875	\$0	\$875	\$0
WATEI	44010	WALLER, CLARENCE	2012-0846-WR-E	SHACKELFORD	8/5/2012	\$350	\$0	\$350	\$0
WATEI	43232	Pecan Plantation Owners Association, Inc.	2012-0144-WR-E	HOOD	8/12/2012	\$250	\$50	\$200	\$0
WATEI	43123	Lenmo, Inc.	2011-2281-WR-E	HOOD	8/12/2012	\$250	\$50	\$200	\$0

Singles Programs

Appendix 3: List of Administrative Orders Issued FY2012

Date Range Selected : 09/01/2011 - 08/31/2012

PGM	Case No.	Respondent Name	Docket#	County	Order Date	Penalty Assessed	Penalty Deferred	Payable Amount	SEP Offset
WATEI	42775	Sugartree, Inc.	2011-1921-WR-E	PARKER	8/12/2012	\$1,500	\$300	\$1,200	\$0
WATEI	42305	CANAN OPERATING INC	2011-1453-WR-E	CLAY	8/17/2012	\$4,850	\$0	\$4,850	\$0
WATEI	42651	FRERICH MATERIALS, LLC	2011-1849-WR-E	RUNNELS	8/19/2012	\$2,868	\$0	\$2,868	\$0
Subtotal for WATERIGHT : 21						\$35,175	\$4,720	\$30,455	\$0
WQ	39837	LAMENDOLA, MICHAEL	2010-0942-WQ-E	TRAVIS	9/2/2011	\$7,700	\$0	\$7,700	\$0
WQ	41208	ExxonMobil Oil Corporation	2011-0300-IWD-E	JEFFERSON	9/16/2011	\$23,900	\$4,780	\$9,560	\$9,560
WQ	41423	City of Tatum	2011-0528-MWD-E	RUSK	9/16/2011	\$11,120	\$2,224	\$0	\$8,896
WQ	41321	Horizon Regional Municipal Utility District	2011-0422-MWD-E	EL PASO	9/16/2011	\$3,420	\$684	\$2,736	\$0
WQ	41251	City of San Marcos	2011-0336-EAQ-E	HAYS	9/16/2011	\$4,000	\$800	\$0	\$3,200
WQ	40639	City of Bridgeport	2010-1786-MWD-E	WISE	9/16/2011	\$37,020	\$37,020	\$0	\$0
WQ	41273	City of Rosebud	2011-0367-MWD-E	FALLS	9/16/2011	\$9,100	\$1,820	\$7,280	\$0
WQ	41519	JARVIS CHRISTIAN COLLEGE	2011-0609-MWD-E	WOOD	9/16/2011	\$1,313	\$262	\$1,051	\$0
WQ	41598	Hydro Conduit of Texas, LP	2011-0690-IWD-E	BRAZORIA	9/16/2011	\$1,300	\$260	\$1,040	\$0
WQ	41959	Trican Well Service, L.P.	2011-1082-WQ-E	SAN PATRICIO	9/16/2011	\$700	\$0	\$700	\$0
WQ	41287	Forestar (USA) Real Estate Group Inc.	2011-0423-EAQ-E	WILLIAMSON	9/16/2011	\$7,500	\$1,500	\$3,000	\$3,000
WQ	41509	City of Raymondville	2011-0607-MWD-E	WILLACY	9/16/2011	\$7,150	\$1,430	\$5,720	\$0
WQ	41237	City of Bogata	2011-0327-MWD-E	RED RIVER	9/16/2011	\$4,550	\$0	\$4,550	\$0
WQ	40684	Exide Technologies	2010-1818-IWD-E	COLLIN	9/16/2011	\$32,940	\$6,588	\$26,352	\$0
WQ	41313	FALCON HOSPITALITY, INC.	2011-0408-EAQ-E	WILLIAMSON	9/16/2011	\$3,000	\$600	\$2,400	\$0
WQ	41410	Victoria County Wcid 1	2011-0526-MWD-E	VICTORIA	9/16/2011	\$8,360	\$0	\$8,360	\$0
WQ	40151	MITCHELL JR, ARTHUR	2010-1276-SLG-E	RUSK	9/16/2011	\$3,053	\$610	\$2,443	\$0
WQ	41344	Quail Creek MUD	2011-0443-MWD-E	VICTORIA	9/16/2011	\$805	\$161	\$644	\$0
WQ	41280	Zapata County	2011-0371-MWD-E	ZAPATA	10/2/2011	\$13,200	\$2,640	\$0	\$10,560
WQ	41305	City of Lefors	2011-0493-MWD-E	GRAY	10/2/2011	\$3,550	\$0	\$3,550	\$0
WQ	41452	City Of Lexington	2011-0549-MWD-E	LEE	10/2/2011	\$6,670	\$1,334	\$0	\$5,336
WQ	41507	Upper Leon River Municipal Water District	2011-0601-MWD-E	COMANCHE	10/2/2011	\$4,960	\$992	\$3,968	\$0
WQ	41467	Quarters, LLC	2011-0565-MWD-E	HARRIS	10/2/2011	\$1,202	\$240	\$962	\$0
WQ	41091	Texas Parks and Wildlife Department	2011-0221-MWD-E	TAYLOR	10/2/2011	\$1,380	\$276	\$0	\$1,104
WQ	41565	City of Coolidge	2011-0665-MWD-E	LIMESTONE	10/2/2011	\$1,820	\$364	\$1,456	\$0
WQ	41336	West Wise Special Utility District	2011-0438-WQ-E	WISE	10/2/2011	\$4,200	\$840	\$0	\$3,360
WQ	41400	Fort Bend County MUD 130	2011-0494-MWD-E	FORT BEND	10/2/2011	\$14,840	\$0	\$14,840	\$0
WQ	41360	Lake Municipal Utility District	2011-0455-MWD-E	HARRIS	10/2/2011	\$1,200	\$240	\$960	\$0
WQ	41227	City of Pampa	2011-0316-MWD-E	GRAY	10/2/2011	\$9,500	\$1,900	\$7,600	\$0
WQ	41544	City of Killeen	2011-0634-WQ-E	BELL	10/17/2011	\$10,000	\$0	\$10,000	\$0
WQ	41385	City of Calvert	2011-0476-MWD-E	ROBERTSON	10/17/2011	\$6,464	\$0	\$0	\$6,464
WQ	41781	Bentina Homes, Ltd.	2011-1091-WQ-E	BELL	10/17/2011	\$700	\$0	\$700	\$0
WQ	41137	Clean Harbors Deer Park, L.P.	2011-0253-IWD-E	HARRIS	10/17/2011	\$23,900	\$4,780	\$9,560	\$9,560
WQ	41433	Llano Ready Mix, Inc.	2011-0531-IWD-E	LLANO	10/17/2011	\$1,200	\$240	\$960	\$0

Singles Programs

Appendix 3: List of Administrative Orders Issued FY2012

Date Range Selected : 09/01/2011 - 08/31/2012

PGM	Case No.	Respondent Name	Docket#	County	Order Date	Penalty Assessed	Penalty Deferred	Payable Amount	SEP Offset
WQ	33143	Advantage Asphalt Products, Ltd.	2009-1305-WQ-E	ARMSTRONG	10/17/2011	\$16,032	\$0	\$16,032	\$0
WQ	41000	Westfield Mobil Home Community, Ltd. dba Westfield Mobile Home Park	2011-0113-MWD-E	HARRIS	10/22/2011	\$4,800	\$0	\$4,800	\$0
WQ	40737	ATC Transport, L.L.C.	2010-1876-WQ-E	WEBB	10/22/2011	\$1,050	\$0	\$1,050	\$0
WQ	41536	Atchley Lumber & Supply, Inc. *	2011-0627-WQ-E	TRINITY	11/3/2011	\$1,050	\$210	\$840	\$0
WQ	41526	Wallach Concrete, Inc.	2011-0618-IWD-E	ANDREWS	11/3/2011	\$3,360	\$672	\$2,688	\$0
WQ	41749	Prairiland ISD	2011-0867-MWD-E	LAMAR	11/3/2011	\$500	\$100	\$400	\$0
WQ	41355	Fall Creek Utility Company, Inc.	2011-0525-MWD-E	HOOD	11/3/2011	\$8,960	\$1,792	\$7,168	\$0
WQ	41694	Circle T Promotions, Ltd.	2011-0811-MWD-E	HAMILTON	11/3/2011	\$5,680	\$1,136	\$4,544	\$0
WQ	32428	City of Bartlett	2010-1257-MWD-E	BELL	11/3/2011	\$35,772	\$0	\$35,772	\$0
WQ	41579	C/B/K DOMINION DEVELOPMENT LTD	2011-0661-EAQ-E	BEXAR	11/3/2011	\$750	\$150	\$600	\$0
WQ	42075	PIXLEY, ROBERT W	2011-1243-OSI-E	POLK	11/3/2011	\$175	\$0	\$175	\$0
WQ	39581	Beyer, Jimmy Gaylon	2010-0742-WQ-E	ERATH	11/3/2011	\$15,750	\$0	\$15,750	\$0
WQ	41520	T.F.R. ENTERPRISES, INC	2011-0610-EAQ-E	WILLIAMSON	11/3/2011	\$1,875	\$375	\$1,500	\$0
WQ	41264	Texas A & M University at Galveston Development	2011-0378-MWD-E	GALVESTON	11/3/2011	\$1,140	\$228	\$912	\$0
WQ	42108	BEHRENS, JACKIE	2011-1247-OSI-E	MCCULLOCH	11/3/2011	\$210	\$0	\$210	\$0
WQ	41304	Bloomington Independent School District	2011-0395-MWD-E	VICTORIA	11/3/2011	\$3,008	\$0	\$3,008	\$0
WQ	41630	Rapido Redi-Mix Inc *	2011-0728-IWD-E	HARRIS	11/3/2011	\$1,400	\$280	\$1,120	\$0
WQ	40630	US Department of the Army	2010-1783-IWD-E	BEXAR	11/3/2011	\$361	\$0	\$361	\$0
WQ	39143	Jackson County Water Control and Improvement District No. 2	2010-0259-MWD-E	JACKSON	11/3/2011	\$11,280	\$0	\$11,280	\$0
WQ	40817	Head Family Partnership, Ltd.	2010-1960-IWD-E	HARRISON	11/6/2011	\$6,355	\$0	\$6,355	\$0
WQ	41100	South Fort Worth RV Ranch, LLC	2011-0193-MWD-E	JOHNSON	11/6/2011	\$5,220	\$0	\$5,220	\$0
WQ	40147	J. B. Services Construction, Inc.	2010-1267-WQ-E	BRAZORIA	11/6/2011	\$3,000	\$0	\$3,000	\$0
WQ	39025	TRIPLETTE, RONALD	2010-0097-SLG-E	BRAZOS	11/6/2011	\$7,000	\$0	\$7,000	\$0
WQ	37063	DIAMOND T RANCH DEVELOPMENT INC	2009-0105-EAQ-E	BEXAR	11/6/2011	\$2,600	\$0	\$2,600	\$0
WQ	38762	Big D Hazmat, Inc. *	2009-1905-IWD-E	GREGG	11/16/2011	\$10,000	\$0	\$10,000	\$0
WQ	41628	White Oak Utilities, Inc.	2011-0723-MWD-E	MONTGOMERY	11/18/2011	\$11,340	\$0	\$11,340	\$0
WQ	41448	City of Gilmer	2011-0551-MWD-E	UPSHUR	11/18/2011	\$14,025	\$2,805	\$11,220	\$0
WQ	41112	Aqua Development, Inc.	2011-0230-MWD-E	TRAVIS	11/18/2011	\$4,582	\$916	\$3,666	\$0
WQ	41647	City of Byers	2011-0743-MWD-E	CLAY	11/18/2011	\$7,285	\$1,457	\$5,828	\$0
WQ	40729	City of Sonora	2010-1891-MWD-E	SUTTON	11/18/2011	\$30,986	\$0	\$30,986	\$0
WQ	41115	J & N Development, Inc.	2011-0209-EAQ-E	WILLIAMSON	11/18/2011	\$3,060	\$612	\$2,448	\$0
WQ	41618	Magellan Terminals Holdings, L.P.	2011-0717-IWD-E	HARRIS	11/18/2011	\$2,660	\$532	\$2,128	\$0
WQ	42115	XTO Energy Inc.	2011-1269-WQ-E	SHELBY	11/18/2011	\$700	\$0	\$700	\$0
WQ	41486	City of Pearland	2011-0585-MWD-E	BRAZORIA	11/18/2011	\$8,700	\$1,740	\$6,960	\$0
WQ	42110	Black Canyon Construction Company	2011-1268-WQ-E	KENDALL	11/18/2011	\$700	\$0	\$700	\$0
WQ	41794	City of Murchison	2011-0907-MWD-E	HENDERSON	11/18/2011	\$5,406	\$1,081	\$4,325	\$0
WQ	41687	City of Harker Heights	2011-0810-MWD-E	BELL	11/18/2011	\$9,700	\$0	\$9,700	\$0

Singles Programs

Appendix 3: List of Administrative Orders Issued FY2012

Date Range Selected : 09/01/2011 - 08/31/2012

PGM	Case No.	Respondent Name	Docket#	County	Order Date	Penalty Assessed	Penalty Deferred	Payable Amount	SEP Offset
WQ	38544	DeBERRY FORESTRY & WILDLIFE MANAGMENT, LLC	2011-0243-WQ-E	UPSHUR	11/18/2011	\$15,000	\$0	\$15,000	\$0
WQ	41446	BP Products North America Inc.	2011-0615-IWD-E	GALVESTON	11/18/2011	\$15,225	\$3,045	\$12,180	\$0
WQ	41190	Star G Construction, LLC.	2011-0285-WQ-E	PARKER	11/23/2011	\$1,050	\$0	\$1,050	\$0
WQ	41071	ROBINSON, KAREN	2011-0183-OSS-E	FORT BEND	11/23/2011	\$525	\$0	\$525	\$0
WQ	41009	Langguth, Robert	2011-0104-WQ-E	BELL	11/23/2011	\$2,200	\$0	\$2,200	\$0
WQ	41546	PK-RE Development Company, Inc	2011-0027-MWD-E	TRAVIS	12/19/2011	\$4,177	\$835	\$3,342	\$0
WQ	41134	City of La Joya	2011-0244-MWD-E	HIDALGO	12/19/2011	\$16,700	\$3,340	\$0	\$13,360
WQ	40076	Stone Hedge Utility Co., Inc.	2010-1185-MWD-E	MONTGOMERY	12/19/2011	\$13,994	\$0	\$13,994	\$0
WQ	39840	Daffron Partners, Ltd.	2010-0937-WQ-E	TRAVIS	12/19/2011	\$1,050	\$0	\$1,050	\$0
WQ	41770	Country Club Retirement Community, L.P.	2011-0883-MWD-E	HILL	12/19/2011	\$990	\$198	\$792	\$0
WQ	41793	United States Army Corps of Engineers	2011-0908-MWD-E	WILLIAMSON	12/19/2011	\$14,700	\$2,940	\$11,760	\$0
WQ	41645	National Oilwell Varco, L.P.	2011-0742-IWD-E	HARRIS	12/19/2011	\$1,380	\$276	\$1,104	\$0
WQ	42186	New Birmingham Resources, LLC	2011-1361-WQ-E	CHEROKEE	12/19/2011	\$700	\$0	\$700	\$0
WQ	41893	PIXLEY, ROBERT W	2011-1010-OSI-E	POLK	12/19/2011	\$225	\$45	\$180	\$0
WQ	41444	Hereford Renewable Energy, LLC *	2011-0664-IWD-E	DEAF SMITH	12/19/2011	\$1,000	\$200	\$800	\$0
WQ	42118	City of Mount Vernon	2011-1257-MWD-E	FRANKLIN	12/19/2011	\$1,520	\$304	\$1,216	\$0
WQ	41728	City of Lott	2011-0833-MWD-E	FALLS	12/19/2011	\$9,579	\$1,915	\$7,664	\$0
WQ	41673	Gerald Osterkamp *	2011-0813-OSS-E	BAILEY	12/19/2011	\$750	\$150	\$600	\$0
WQ	41676	Prestige Gunitite of North Texas, LTD.	2011-0785-IWD-E	TARRANT	12/19/2011	\$4,460	\$892	\$3,568	\$0
WQ	42117	Firestone Polymers, LLC	2011-1258-IWD-E	ORANGE	12/19/2011	\$7,900	\$1,580	\$6,320	\$0
WQ	41807	JARRELL INDEPENDENT SCHOOL DISTRICT	2011-0919-MWD-E	WILLIAMSON	12/19/2011	\$6,930	\$1,386	\$0	\$5,544
WQ	41495	Sebastian Municipal Utility District	2011-0594-MWD-E	CAMERON	12/19/2011	\$2,457	\$491	\$1,966	\$0
WQ	41690	Esperanza Water Service Company, Inc.	2011-0791-IWD-E	HUDSPETH	12/19/2011	\$4,857	\$971	\$3,886	\$0
WQ	41223	City of Dilley	2011-0347-MWD-E	FRIO	12/19/2011	\$5,290	\$1,058	\$4,232	\$0
WQ	41692	Lajitas Municipal Services Company LLC	2011-0793-MWD-E	BREWSTER	12/19/2011	\$1,260	\$252	\$1,008	\$0
WQ	41473	Petroleum Wholesale, L.P.	2011-0571-IWD-E	HARRIS	12/19/2011	\$13,125	\$2,625	\$10,500	\$0
WQ	40513	City of Sabinal	2010-1656-MWD-E	UVALDE	12/19/2011	\$10,720	\$0	\$10,720	\$0
WQ	41961	City of Killeen	2011-1072-WQ-E	BELL	12/19/2011	\$5,000	\$0	\$5,000	\$0
WQ	40725	Zapata County	2010-1950-MWD-E	ZAPATA	12/19/2011	\$74,860	\$0	\$0	\$74,860
WQ	41582	Bilma PUD	2011-0683-MWD-E	HARRIS	12/19/2011	\$990	\$198	\$792	\$0
WQ	41480	Trailer Wheel & Frame Co.	2011-0579-OSS-E	HARRIS	12/19/2011	\$1,756	\$351	\$1,405	\$0
WQ	41713	City of Lone Star	2011-0812-MWD-E	MORRIS	12/19/2011	\$4,120	\$824	\$3,296	\$0
WQ	41667	Stone Hedge Utility Co., Inc.	2011-0776-MWD-E	MONTGOMERY	1/8/2012	\$40,347	\$0	\$40,347	\$0
WQ	41205	ZAMORA, ALEX	2011-0304-OSI-E	EL PASO	1/8/2012	\$736	\$0	\$736	\$0
WQ	41067	Class Ready Mix	2011-0161-IWD-E	*MULTIPLE	1/8/2012	\$14,501	\$0	\$14,501	\$0
WQ	40622	Meadowland Utility Corporation	2010-1767-MWD-E	*MULTIPLE	1/8/2012	\$132,302	\$0	\$132,302	\$0
WQ	41226	VALDEZ, EDUARDO	2011-0315-OSS-E	BRAZORIA	1/8/2012	\$1,100	\$0	\$1,100	\$0
WQ	41083	City of Jacksonville	2011-0203-MWD-E	CHEROKEE	1/27/2012	\$43,702	\$8,740	\$0	\$34,962

Singles Programs

Appendix 3: List of Administrative Orders Issued FY2012

Date Range Selected : 09/01/2011 - 08/31/2012

PGM	Case No.	Respondent Name	Docket#	County	Order Date	Penalty Assessed	Penalty Deferred	Payable Amount	SEP Offset
WQ	41914	AVG-Austin, LP	2011-1035-EAQ-E	TRAVIS	1/27/2012	\$15,400	\$3,080	\$12,320	\$0
WQ	41442	Oda, Mike	2011-0544-MWD-E	FORT BEND	1/27/2012	\$12,575	\$2,515	\$10,060	\$0
WQ	40477	City of Carrollton	2010-1619-WQ-E	DALLAS	1/27/2012	\$23,600	\$0	\$0	\$23,600
WQ	41857	Trinity Bay Conservation District	2011-0969-MWD-E	CHAMBERS	1/27/2012	\$20,925	\$4,185	\$0	\$16,740
WQ	40497	Calabrian Corporation	2010-1631-IWD-E	JEFFERSON	1/27/2012	\$38,870	\$0	\$38,870	\$0
WQ	41960	Sadlers Smokehouse Ltd	2011-1066-WQ-E	RUSK	1/27/2012	\$18,600	\$0	\$18,600	\$0
WQ	41191	Gulf Copper & Manufacturing Corporation	2011-0284-IWD-E	GALVESTON	1/27/2012	\$11,426	\$2,285	\$4,571	\$4,570
WQ	39993	K C Utilities, Inc.	2010-1111-MWD-E	BRAZORIA	1/27/2012	\$34,510	\$0	\$34,510	\$0
WQ	42023	City of Madisonville	2011-1131-MWD-E	MADISON	2/5/2012	\$7,860	\$1,572	\$0	\$6,288
WQ	41916	City of Commerce	2011-1032-MWD-E	HUNT	2/5/2012	\$38,800	\$0	\$0	\$38,800
WQ	42045	City of Hubbard	2011-1162-MWD-E	HILL	2/5/2012	\$20,400	\$0	\$0	\$20,400
WQ	41669	Pegasus Polymers Bebelux Inc.	2011-0775-IWD-E	HARRIS	2/5/2012	\$14,985	\$2,997	\$11,988	\$0
WQ	41316	City of Killeen *	2011-0420-WQ-E	BELL	2/5/2012	\$15,000	\$0	\$15,000	\$0
WQ	42090	City of Willow Park	2011-1238-MWD-E	PARKER	2/5/2012	\$8,850	\$0	\$8,850	\$0
WQ	42010	City of Nacogdoches	2011-1116-MWD-E	NACOGDOCHES	2/5/2012	\$8,300	\$1,660	\$6,640	\$0
WQ	41345	Prida Construction, Inc.	2011-0617-WQ-E	GALVESTON	2/10/2012	\$2,924	\$584	\$2,340	\$0
WQ	40908	New Waverly Sound Investments, LLC	2010-2066-WQ-E	WALLER	2/10/2012	\$2,500	\$0	\$2,500	\$0
WQ	41569	Mirando City Water Supply Corporation	2011-0666-MWD-E	WEBB	2/10/2012	\$1,155	\$231	\$924	\$0
WQ	41539	MOORE WATER SUPPLY CORPORATION	2011-0643-MWD-E	FRIO	2/10/2012	\$1,790	\$358	\$1,432	\$0
WQ	41752	Brownsville Navigation District	2011-0889-MWD-E	CAMERON	2/10/2012	\$1,512	\$302	\$1,210	\$0
WQ	41540	Dorsett Brothers Concrete Supply, Inc.	2011-0644-IWD-E	HARRIS	2/10/2012	\$1,400	\$280	\$1,120	\$0
WQ	42454	165 Howe, L.P.	2011-1587-WQ-E	DENTON	2/10/2012	\$700	\$0	\$700	\$0
WQ	42526	G & G Enterprises, Inc.	2011-1666-WQ-E	ORANGE	2/10/2012	\$700	\$0	\$700	\$0
WQ	42440	Edna Lumber Co., Inc.	2011-1567-WQ-E	COMAL	2/10/2012	\$700	\$0	\$700	\$0
WQ	42439	Prater Equipment Co., Inc.	2011-1568-WQ-E	PALO PINTO	2/10/2012	\$700	\$0	\$700	\$0
WQ	41773	City of Chandler	2011-0887-MWD-E	HENDERSON	2/10/2012	\$1,550	\$310	\$1,240	\$0
WQ	41114	Texas Concrete Enterprise, L.L.C.	2011-0207-IWD-E	HARRIS	2/10/2012	\$2,940	\$588	\$2,352	\$0
WQ	41803	City of Caldwell	2011-0929-MWD-E	BURLESON	2/10/2012	\$1,092	\$218	\$874	\$0
WQ	42259	Lutheran Outdoors Ministry of Texas, Inc.	2011-1408-MWD-E	FAYETTE	2/10/2012	\$6,080	\$1,216	\$4,864	\$0
WQ	41858	Bayou Pines LLC	2011-0973-MWD-E	ORANGE	2/10/2012	\$4,480	\$896	\$3,584	\$0
WQ	42437	ATLANTIC AVIATION CORPORATION	2011-1569-WQ-E	EL PASO	2/10/2012	\$700	\$0	\$700	\$0
WQ	41843	Study Butte WSC	2011-0965-IWD-E	BREWSTER	2/10/2012	\$7,140	\$1,428	\$5,712	\$0
WQ	42432	BUC-EE'S, LTD.	2011-1570-WQ-E	COMAL	2/10/2012	\$700	\$0	\$700	\$0
WQ	41638	ACME READYMIX LTD. LLP	2011-0754-IWD-E	JIM WELLS	2/13/2012	\$1,400	\$0	\$1,400	\$0
WQ	41118	Hamilton Custom Service, Inc.	2011-0216-SLG-E	YOUNG	2/16/2012	\$12,064	\$0	\$12,064	\$0
WQ	41457	Jatra International, Inc.	2011-0558-MWD-E	FREESTONE	2/16/2012	\$17,680	\$0	\$17,680	\$0
WQ	42457	City of Fort Worth	2011-1595-MWD-E	TARRANT	2/18/2012	\$10,000	\$0	\$0	\$10,000
WQ	41780	Hyder, Syed Nooridun	2011-0896-MWD-E	BRAZOS	2/18/2012	\$75,507	\$0	\$75,507	\$0

Singles Programs

Appendix 3: List of Administrative Orders Issued FY2012

Date Range Selected : 09/01/2011 - 08/31/2012

PGM	Case No.	Respondent Name	Docket#	County	Order Date	Penalty Assessed	Penalty Deferred	Payable Amount	SEP Offset
WQ	40260	City of La Coste	2010-1373-MWD-E	MEDINA	2/18/2012	\$28,860	\$0	\$28,860	\$0
WQ	41193	C & R WATER SUPPLY INC.	2011-0342-MWD-E	MONTGOMERY	2/18/2012	\$23,419	\$4,683	\$18,736	\$0
WQ	41624	Aqua Development, Inc.	2011-0731-MWD-E	WISE	2/18/2012	\$10,525	\$0	\$10,525	\$0
WQ	36641	City of Kosse	2008-1629-MWD-E	LIMESTONE	2/18/2012	\$43,250	\$43,250	\$0	\$0
WQ	33751	Westex Capital, LTD.	2010-1491-WQ-E	KENDALL	2/18/2012	\$14,520	\$0	\$14,520	\$0
WQ	41774	City of Santa Rosa	2011-0886-MWD-E	CAMERON	2/18/2012	\$7,992	\$1,598	\$6,394	\$0
WQ	42191	McAllen Construction, Inc.	2011-1332-WQ-E	CAMERON	2/25/2012	\$750	\$150	\$600	\$0
WQ	42094	Aldine Independent School District	2011-1213-MWD-E	HARRIS	2/25/2012	\$2,720	\$544	\$2,176	\$0
WQ	42111	Aldine Independent School District	2011-1256-MWD-E	HARRIS	2/25/2012	\$6,700	\$1,340	\$5,360	\$0
WQ	41902	City of Floydada	2011-1019-MWD-E	FLOYD	2/25/2012	\$7,060	\$1,412	\$5,648	\$0
WQ	41847	MHC TT, Inc.	2011-0963-MWD-E	HILL	2/25/2012	\$1,000	\$200	\$800	\$0
WQ	42043	471 LAND, INC.	2011-1259-EAQ-E	MEDINA	2/25/2012	\$750	\$150	\$600	\$0
WQ	41600	HALL AND SONS TRANSPORT INC	2011-0698-WQ-E	BEXAR	2/25/2012	\$3,150	\$0	\$3,150	\$0
WQ	41949	BOZE ENTERPRISES II, LLC	2011-1057-SLG-E	HARRIS	2/25/2012	\$5,550	\$1,110	\$4,440	\$0
WQ	42395	City of Palestine	2011-1531-MWD-E	ANDERSON	3/3/2012	\$13,200	\$0	\$13,200	\$0
WQ	42055	City of Buffalo	2011-1183-MWD-E	LEON	3/3/2012	\$2,020	\$404	\$1,616	\$0
WQ	41719	City of Schertz	2011-0847-MWD-E	BEXAR	3/3/2012	\$1,150	\$230	\$920	\$0
WQ	41525	Tex Mix Partners, LTD	2011-0630-IWD-E	WILLIAMSON	3/3/2012	\$721	\$144	\$577	\$0
WQ	42377	MOTOROLA NORTHWEST PROPERTY OWNERS, INC.	2011-1532-EAQ-E	WILLIAMSON	3/3/2012	\$16,125	\$3,225	\$12,900	\$0
WQ	41683	CROSSWINDS I PARTNERSHIP LTD	2011-0797-EAQ-E	BEXAR	3/3/2012	\$5,000	\$1,000	\$4,000	\$0
WQ	41488	City of Newton	2011-0584-MWD-E	NEWTON	3/3/2012	\$5,370	\$1,074	\$4,296	\$0
WQ	42505	City of Mexia	2011-1644-MWD-E	LIMESTONE	3/16/2012	\$15,900	\$3,180	\$12,720	\$0
WQ	42138	Jarvis, Robert H.	2011-1284-MWD-E	HARRIS	3/16/2012	\$9,285	\$1,857	\$7,428	\$0
WQ	42273	Jasper County Wcid 1	2011-1426-MWD-E	JASPER	3/16/2012	\$6,150	\$0	\$6,150	\$0
WQ	40551	City of Tyler	2010-1697-MWD-E	SMITH	3/16/2012	\$41,400	\$0	\$0	\$41,400
WQ	42192	M.F. Site Construction, Inc.	2011-1331-WQ-E	CAMERON	3/18/2012	\$750	\$150	\$600	\$0
WQ	42401	City of Teague	2011-1542-MWD-E	FREESTONE	3/18/2012	\$4,040	\$808	\$3,232	\$0
WQ	42193	Gilbane Building Company	2011-1330-WQ-E	CAMERON	3/18/2012	\$750	\$150	\$600	\$0
WQ	42408	HAND, NEAIL	2011-1543-EAQ-E	TRAVIS	3/18/2012	\$900	\$180	\$720	\$0
WQ	42235	VIZZA WASH LIMITED PARTNERSHIP	2011-1389-MLM-E	WILLIAMSON	3/18/2012	\$1,500	\$300	\$1,200	\$0
WQ	42730	Ragin Construction, LLC	2011-1866-WQ-E	GREGG	3/18/2012	\$700	\$0	\$700	\$0
WQ	42337	City of Corrigan	2011-1498-MWD-E	POLK	3/18/2012	\$4,960	\$992	\$3,968	\$0
WQ	42654	Hallmark, Jerry	2011-1794-WQ-E	TAYLOR	3/18/2012	\$700	\$0	\$700	\$0
WQ	42657	Metzger Construction Company	2011-1795-WQ-E	MONTGOMERY	3/18/2012	\$700	\$0	\$700	\$0
WQ	42729	LAWSON, CHUCK	2011-1867-WQ-E	TAYLOR	3/18/2012	\$700	\$0	\$700	\$0
WQ	42150	City of Merkel	2011-1307-MWD-E	TAYLOR	3/18/2012	\$1,000	\$200	\$800	\$0
WQ	42087	Spring Center, Inc.	2011-1211-MWD-E	HARRIS	3/18/2012	\$4,020	\$804	\$3,216	\$0
WQ	41850	SEC Energy Products & Services, L.P.	2011-1003-MWD-E	HARRIS	3/18/2012	\$1,856	\$371	\$1,485	\$0

Singles Programs

Appendix 3: List of Administrative Orders Issued FY2012

Date Range Selected : 09/01/2011 - 08/31/2012

PGM	Case No.	Respondent Name	Docket#	County	Order Date	Penalty Assessed	Penalty Deferred	Payable Amount	SEP Offset
WQ	42089	Northwest Harris County Municipal Utility District 32	2011-1212-MWD-E	HARRIS	3/18/2012	\$4,400	\$880	\$3,520	\$0
WQ	42590	Magnolia ISD	2011-1725-MWD-E	MONTGOMERY	3/18/2012	\$5,820	\$1,164	\$4,656	\$0
WQ	41470	City of Elsa	2011-0564-MWD-E	HIDALGO	4/1/2012	\$5,725	\$0	\$5,725	\$0
WQ	42530	City of Kerrville	2011-1664-MWD-E	KERR	4/5/2012	\$15,500	\$0	\$15,500	\$0
WQ	42465	Hudspeth County Water Control And Improvement District 1	2011-1628-MWD-E	HUDSPETH	4/5/2012	\$13,500	\$2,700	\$10,800	\$0
WQ	42620	City of Refugio	2011-1768-MWD-E	REFUGIO	4/5/2012	\$8,190	\$1,638	\$6,552	\$0
WQ	42247	Wilbarger Creek Municipal Utility District 2	2011-1423-MWD-E	TRAVIS	4/8/2012	\$3,585	\$717	\$2,868	\$0
WQ	41538	Williams Concrete Products, Inc.	2011-0629-IWD-E	DALLAS	4/8/2012	\$1,260	\$252	\$1,008	\$0
WQ	42215	El Paso County Water Control Improvement District 4	2011-1367-MWD-E	EL PASO	4/8/2012	\$6,250	\$1,250	\$5,000	\$0
WQ	42248	Boling Municipal Water District	2011-1422-MWD-E	WHARTON	4/8/2012	\$2,520	\$504	\$2,016	\$0
WQ	42180	DUVALL, MELISSA *	2011-1327-MLM-E	COMAL	4/8/2012	\$7,200	\$1,440	\$2,880	\$2,880
WQ	42612	Harris County Municipal Utility District 189	2011-1755-MWD-E	HARRIS	4/8/2012	\$5,190	\$1,038	\$4,152	\$0
WQ	42112	City of Cisco	2011-1248-MWD-E	EASTLAND	4/8/2012	\$7,320	\$1,464	\$5,856	\$0
WQ	42183	Town of Woodloch	2011-1326-MWD-E	MONTGOMERY	4/8/2012	\$5,100	\$1,020	\$4,080	\$0
WQ	42668	CMH Parks, Inc.	2011-1820-MWD-E	COLLIN	4/8/2012	\$1,070	\$214	\$856	\$0
WQ	42849	Park Avenue Construction Ltd	2011-2009-WQ-E	TOM GREEN	4/8/2012	\$700	\$0	\$700	\$0
WQ	42298	Aldine Independent School District	2011-1484-MWD-E	HARRIS	4/8/2012	\$5,760	\$1,152	\$4,608	\$0
WQ	42597	City of Carrizo Springs	2011-1736-MWD-E	DIMMIT	4/8/2012	\$4,410	\$882	\$3,528	\$0
WQ	42548	Stephenville Mobile Home Park, Ltd.	2011-1677-MWD-E	ERATH	4/8/2012	\$3,380	\$676	\$2,704	\$0
WQ	42275	Kaufman County Fresh Water Supply District No 1A	2011-1427-MWD-E	KAUFMAN	4/8/2012	\$5,550	\$1,110	\$4,440	\$0
WQ	42627	San Antonio Water System	2011-1774-EAQ-E	BEXAR	4/8/2012	\$1,500	\$300	\$0	\$1,200
WQ	43089	Caldwell Tanks, Inc.	2011-2233-WQ-E	ANDERSON	4/21/2012	\$700	\$0	\$700	\$0
WQ	42518	SPILLANE & ASSOCIATES, INC.	2011-1682-EAQ-E	WILLIAMSON	4/21/2012	\$1,500	\$300	\$1,200	\$0
WQ	42488	City of Streetman	2011-1624-MWD-E	FREESTONE	4/21/2012	\$5,844	\$1,168	\$4,676	\$0
WQ	42394	City of Bardwell	2011-1530-MWD-E	ELLIS	4/21/2012	\$4,110	\$822	\$3,288	\$0
WQ	42313	BOH Indian Springs TX, L.P.	2011-1499-EAQ-E	BEXAR	4/21/2012	\$1,875	\$375	\$1,500	\$0
WQ	42436	Texas Tile Manufacturing LLC	2011-1583-IWD-E	HARRIS	4/23/2012	\$8,484	\$1,696	\$6,788	\$0
WQ	42392	City of Brazoria	2011-1529-MWD-E	BRAZORIA	4/23/2012	\$14,920	\$0	\$14,920	\$0
WQ	41889	Cargill Meat Solutions Corporation	2011-1347-IWD-E	HALE	4/23/2012	\$12,700	\$2,540	\$10,160	\$0
WQ	42542	City of Roxton	2011-1679-MWD-E	LAMAR	4/23/2012	\$8,835	\$1,767	\$7,068	\$0
WQ	40268	Teen Challenge of Texas	2010-1380-MWD-E	NUECES	4/23/2012	\$23,595	\$0	\$23,595	\$0
WQ	42565	City of Lovelady	2011-1699-MWD-E	HOUSTON	4/23/2012	\$10,200	\$0	\$10,200	\$0
WQ	42656	Igloo Products Corp.	2011-1806-IWD-E	WALLER	4/23/2012	\$13,620	\$0	\$13,620	\$0
WQ	42805	Gary W Purser Construction Ltd.	2011-1931-WQ-E	BELL	5/12/2012	\$2,500	\$500	\$2,000	\$0
WQ	42686	Texas A&M University	2011-1832-MWD-E	JEFFERSON	5/12/2012	\$2,403	\$480	\$1,923	\$0
WQ	42228	Mahesh Investments-Lake Fork, L.L.C.	2011-1376-MWD-E	WOOD	5/12/2012	\$570	\$114	\$456	\$0
WQ	42272	Solhjou, Bahram	2011-1430-MWD-E	HARRIS	5/12/2012	\$3,528	\$705	\$2,823	\$0

Singles Programs

Appendix 3: List of Administrative Orders Issued FY2012

Date Range Selected : 09/01/2011 - 08/31/2012

PGM	Case No.	Respondent Name	Docket#	County	Order Date	Penalty Assessed	Penalty Deferred	Payable Amount	SEP Offset
WQ	42724	City of Karnes City	2011-1883-MWD-E	KARNES	5/24/2012	\$1,200	\$240	\$960	\$0
WQ	42807	BREWER, RICKY	2011-1948-SLG-E	TRAVIS	5/24/2012	\$2,250	\$450	\$1,800	\$0
WQ	42501	Eola Water Supply Corporation	2011-1659-MWD-E	CONCHO	5/24/2012	\$1,940	\$388	\$1,552	\$0
WQ	42727	City of Muenster	2011-1873-MWD-E	COOKE	5/24/2012	\$1,920	\$384	\$1,536	\$0
WQ	42415	City of Newton	2011-1548-MWD-E	NEWTON	5/24/2012	\$7,300	\$1,460	\$5,840	\$0
WQ	42719	Azteca Milling, L. P.	2011-1885-IWD-E	HALE	5/24/2012	\$2,120	\$424	\$1,696	\$0
WQ	41945	Rice Consolidated Independent School District	2011-1114-MWD-E	COLORADO	5/24/2012	\$4,200	\$840	\$3,360	\$0
WQ	42844	City of Runaway Bay	2011-1982-MWD-E	WISE	5/24/2012	\$7,130	\$1,426	\$5,704	\$0
WQ	42508	AAA Sanitation, Inc.	2011-1642-SLG-E	SMITH	5/25/2012	\$12,960	\$2,592	\$10,368	\$0
WQ	42746	Peaster Independent School District Public Facility Corporation	2011-1901-MWD-E	PARKER	5/25/2012	\$7,300	\$0	\$7,300	\$0
WQ	43037	Northeast Texas Community College Foundation	2011-2188-MWD-E	TITUS	6/7/2012	\$5,678	\$1,135	\$4,543	\$0
WQ	43217	MOSSBURG, JACK	2012-0018-WQ-E	HARDIN	6/7/2012	\$700	\$0	\$700	\$0
WQ	42464	Ranch Utilities, L.P.	2011-1609-MWD-E	PARKER	6/7/2012	\$6,390	\$1,278	\$5,112	\$0
WQ	43218	Southern Crushed Concrete, LLC	2012-0017-WQ-E	MONTGOMERY	6/7/2012	\$700	\$0	\$700	\$0
WQ	43086	WARM SPRINGS FOUNDATION INC	2011-2247-MWD-E	GONZALES	6/7/2012	\$832	\$166	\$666	\$0
WQ	42755	Pitts Ready Mix of Burkburnett, Inc.	2011-1910-IWD-E	WICHITA	6/7/2012	\$5,978	\$1,195	\$4,783	\$0
WQ	42770	TACKETT, TERRY	2011-1926-SLG-E	*MULTIPLE	6/7/2012	\$1,187	\$237	\$950	\$0
WQ	42626	Big Oaks Municipal Utility District	2011-1773-MWD-E	FORT BEND	6/7/2012	\$1,350	\$270	\$1,080	\$0
WQ	41639	April Plaza Marina, Inc.	2011-0803-MWD-E	MONTGOMERY	6/8/2012	\$10,646	\$2,129	\$8,517	\$0
WQ	42879	City of Austin	2011-2019-MWD-E	TRAVIS	6/8/2012	\$13,050	\$0	\$0	\$13,050
WQ	39984	Eastland County Water Supply District	2011-1612-MWD-E	EASTLAND	6/8/2012	\$8,990	\$0	\$8,990	\$0
WQ	37591	M.R. Patel *	2011-0177-MWD-E	LIBERTY	6/8/2012	\$52,627	\$0	\$52,627	\$0
WQ	42310	Stafford Mobile Home Park, Inc.	2011-1460-MWD-E	FORT BEND	6/8/2012	\$13,425	\$2,685	\$10,740	\$0
WQ	43065	INEOS USA LLC	2011-2221-IWD-E	HARRIS	6/8/2012	\$17,490	\$3,498	\$13,992	\$0
WQ	41626	Bhakta, Ravindra *	2011-0724-MWD-E	HARRIS	6/15/2012	\$6,360	\$0	\$6,360	\$0
WQ	42582	MAYFIELD, MIKE L	2011-1749-SLG-E	MONTAGUE	6/15/2012	\$1,238	\$0	\$1,238	\$0
WQ	42890	San Antonio Water System	2011-2034-MWD-E	BEXAR	6/17/2012	\$4,100	\$820	\$0	\$3,280
WQ	42289	City of Petrolia	2011-1440-MWD-E	CLAY	6/17/2012	\$5,564	\$1,112	\$4,452	\$0
WQ	43006	ATA Land, L.P.	2011-2160-EAQ-E	TRAVIS	6/17/2012	\$4,025	\$805	\$3,220	\$0
WQ	43012	Aqua Utilities, Inc.	2011-2168-MWD-E	HAYS	6/17/2012	\$3,479	\$695	\$2,784	\$0
WQ	42986	City of Krum	2011-2139-MWD-E	DENTON	6/17/2012	\$6,238	\$1,247	\$4,991	\$0
WQ	42689	City of Asherton	2011-1837-MWD-E	DIMMIT	6/17/2012	\$2,730	\$546	\$2,184	\$0
WQ	42784	Fort Hancock Water Control and Improvement District	2011-1943-MWD-E	HUDSPETH	6/22/2012	\$13,770	\$2,754	\$11,016	\$0
WQ	43088	Mallard Point WWTP, LLC	2011-2246-MWD-E	HUNT	6/22/2012	\$7,934	\$1,586	\$6,348	\$0
WQ	42660	CROSSWINDS I PARTNERSHIP LTD	2011-1813-EAQ-E	BEXAR	6/22/2012	\$13,750	\$2,750	\$11,000	\$0
WQ	41288	YFZ Land, LLC	2011-0379-MLM-E	SCHLEICHER	6/22/2012	\$30,582	\$0	\$30,582	\$0
WQ	42005	Briarwood Lutheran Ministries	2011-1115-MWD-E	DENTON	6/22/2012	\$4,137	\$0	\$4,137	\$0

Singles Programs

Appendix 3: List of Administrative Orders Issued FY2012

Date Range Selected : 09/01/2011 - 08/31/2012

PGM	Case No.	Respondent Name	Docket#	County	Order Date	Penalty Assessed	Penalty Deferred	Payable Amount	SEP Offset
WQ	42960	Aqua Utilities, Inc.	2011-2118-MWD-E	HARRIS	6/22/2012	\$6,300	\$0	\$6,300	\$0
WQ	42271	City of Cotulla	2011-1421-MWD-E	LA SALLE	6/22/2012	\$7,680	\$1,536	\$0	\$6,144
WQ	42792	Paisano Redi-Mix Inc	2011-1942-IWD-E	TARRANT	6/22/2012	\$30,003	\$6,000	\$24,003	\$0
WQ	41839	CITY CONCRETE, INC.	2011-0966-IWD-E	WICHITA	6/22/2012	\$27,614	\$5,522	\$22,092	\$0
WQ	42375	Balcones Distilling LLC	2011-1517-WQ-E	MCLENNAN	6/22/2012	\$7,500	\$0	\$7,500	\$0
WQ	42013	Karbalai, Rita Laura Redow	2011-1117-MWD-E	HARRIS	6/22/2012	\$17,640	\$0	\$17,640	\$0
WQ	42373	Mages Group, LLC	2011-1516-WQ-E	NACOGDOCHES	7/6/2012	\$7,875	\$1,575	\$6,300	\$0
WQ	42558	City of Morton	2011-1700-MWD-E	COCHRAN	7/6/2012	\$9,350	\$1,870	\$7,480	\$0
WQ	41965	CPS Energy	2012-0468-WQ-E	BEXAR	7/8/2012	\$700	\$0	\$700	\$0
WQ	42946	SARATOGA HOMES OF TEXAS AUSTIN, LLC	2011-2094-WQ-E	BELL	7/8/2012	\$700	\$0	\$700	\$0
WQ	43277	City of Los Fresnos	2012-0081-MWD-E	CAMERON	7/8/2012	\$4,375	\$875	\$3,500	\$0
WQ	43114	Mira Vista, Inc.	2012-0142-WQ-E	TAYLOR	7/8/2012	\$3,375	\$675	\$2,700	\$0
WQ	42945	North Orange Water & Sewer, LLC	2011-2100-MWD-E	ORANGE	7/8/2012	\$4,708	\$941	\$3,767	\$0
WQ	42954	Prue Bend Homeowners Association, Inc.	2011-2103-EAQ-E	BEXAR	7/8/2012	\$3,050	\$610	\$2,440	\$0
WQ	43194	KENMARK HOMES, LP	2011-2359-WQ-E	PARKER	7/8/2012	\$2,500	\$500	\$2,000	\$0
WQ	42957	Metroplex Quarry's Inc.	2011-2112-IWD-E	PALO PINTO	7/15/2012	\$1,848	\$369	\$1,479	\$0
WQ	43402	WATERPARK MANAGEMENT, INC.	2012-0210-WQ-E	COMAL	7/15/2012	\$2,300	\$460	\$1,840	\$0
WQ	42519	Paver Investments Limited Partnership	2011-1681-EAQ-E	TRAVIS	7/15/2012	\$2,000	\$400	\$1,600	\$0
WQ	43461	Rhodia Inc.	2012-0279-IWD-E	WILBARGER	7/15/2012	\$6,128	\$1,225	\$4,903	\$0
WQ	43249	DRY COMAL CREEK VINEYARDS, INC.	2012-0085-EAQ-E	COMAL	7/15/2012	\$5,625	\$1,125	\$4,500	\$0
WQ	42390	BARR, DOUGLAS LEE	2011-1575-WQ-E	NUECES	7/15/2012	\$4,080	\$0	\$4,080	\$0
WQ	43430	Texas Airstream Harbor, Inc.	2012-0246-MWD-E	ANGELINA	7/15/2012	\$3,982	\$796	\$3,186	\$0
WQ	43188	2100 Ross Realty LP	2011-2351-IWD-E	DALLAS	7/15/2012	\$1,050	\$210	\$840	\$0
WQ	40891	Lopez De Nava, Luis Medina *	2010-2058-IHW-E	WEBB	7/27/2012	\$2,625	\$0	\$2,625	\$0
WQ	43330	TA Operating LLC	2012-0133-MWD-E	HILL	8/2/2012	\$35,875	\$0	\$35,875	\$0
WQ	41339	Nueces County Water Control and Improvement District No. 5	2011-0431-MWD-E	NUECES	8/2/2012	\$87,605	\$62,730	\$24,875	\$0
WQ	43212	Trinity Pines Conference Center, Inc.	2012-0047-MWD-E	TRINITY	8/2/2012	\$9,450	\$0	\$9,450	\$0
WQ	43173	Montgomery County WCID 1	2011-2332-MWD-E	MONTGOMERY	8/2/2012	\$13,800	\$2,760	\$11,040	\$0
WQ	42466	City of Yorktown	2011-1610-MWD-E	DEWITT	8/2/2012	\$27,540	\$0	\$27,540	\$0
WQ	41506	J&S Water Company, L. L. C.	2011-0599-MWD-E	HARRIS	8/2/2012	\$27,434	\$5,486	\$21,948	\$0
WQ	43257	City of Magnolia	2012-0055-MWD-E	MONTGOMERY	8/5/2012	\$1,773	\$354	\$1,419	\$0
WQ	43410	Texas Community Bank National Association	2012-0238-EAQ-E	BEXAR	8/5/2012	\$1,250	\$250	\$1,000	\$0
WQ	43714	Blake Site Corp.	2012-0530-WQ-E	TARRANT	8/5/2012	\$938	\$187	\$751	\$0
WQ	43350	Chemical Specialties, Inc.	2012-0165-IWD-E	BRAZORIA	8/5/2012	\$3,140	\$628	\$2,512	\$0
WQ	43893	Oncor Electric Delivery Company LLC	2012-0718-WQ-E	ARCHER	8/5/2012	\$875	\$0	\$875	\$0
WQ	43273	City of Rhome	2012-0083-MWD-E	WISE	8/5/2012	\$2,200	\$440	\$1,760	\$0
WQ	43895	Joe Bland Construction, L.P.	2012-0717-WQ-E	WILLIAMSON	8/5/2012	\$875	\$0	\$875	\$0

Singles Programs

Appendix 3: List of Administrative Orders Issued FY2012

Date Range Selected : 09/01/2011 - 08/31/2012

PGM	Case No.	Respondent Name	Docket#	County	Order Date	Penalty Assessed	Penalty Deferred	Payable Amount	SEP Offset
WQ	43401	Thomas Excavating, Inc.	2012-0211-WQ-E	PARKER	8/5/2012	\$938	\$187	\$751	\$0
WQ	44007	GAMBLIN, JAMES D	2012-0848-WQ-E	MONTAGUE	8/12/2012	\$875	\$0	\$875	\$0
WQ	44008	Weiss Sand and Clay, LP	2012-0870-WQ-E	FORT BEND	8/12/2012	\$700	\$0	\$700	\$0
WQ	43622	Southwestern Public Service Company	2012-0437-IWD-E	LAMB	8/12/2012	\$990	\$198	\$792	\$0
WQ	43376	S & L Aero, INC.	2012-0253-WQ-E	EL PASO	8/12/2012	\$1,875	\$375	\$1,500	\$0
WQ	44009	Mueller Co.	2012-0847-WQ-E	CAMERON	8/12/2012	\$875	\$0	\$875	\$0
WQ	43109	City of Royse City	2011-2273-MWD-E	ROCKWALL	8/17/2012	\$6,000	\$0	\$0	\$6,000
WQ	42813	Marine Quest - Hidden Cove, L.P.	2011-1955-MWD-E	DENTON	8/17/2012	\$8,484	\$0	\$8,484	\$0
WQ	41453	City of Orange	2011-0552-MWD-E	ORANGE	8/17/2012	\$98,350	\$0	\$0	\$98,350
WQ	43030	Walnut Cove Water Supply Corporation	2011-2178-MWD-E	MONTGOMERY	8/17/2012	\$29,350	\$0	\$29,350	\$0
WQ	42834	City of Port Arthur	2011-1977-MWD-E	JEFFERSON	8/19/2012	\$3,300	\$0	\$3,300	\$0
WQ	44117	Rex-Hide Industries, Inc.	2012-0959-WQ-E	SMITH	8/26/2012	\$875	\$0	\$875	\$0
WQ	43471	City of Valley View	2012-0282-MWD-E	COOKE	8/26/2012	\$4,388	\$877	\$3,511	\$0
WQ	43411	Blue Bell Manor Utility Co., Inc. *	2012-0235-MWD-E	HARRIS	8/26/2012	\$3,015	\$603	\$2,412	\$0
WQ	44085	Southeastern Freight Lines, Inc.	2012-0923-WQ-E	WICHITA	8/26/2012	\$875	\$0	\$875	\$0
WQ	44115	WRL General Contractors, Ltd.	2012-0961-WQ-E	HENDERSON	8/26/2012	\$875	\$0	\$875	\$0
WQ	44116	Batchelder Construction, Inc.	2012-0960-WQ-E	BEXAR	8/26/2012	\$875	\$0	\$875	\$0
WQ	44084	Wolff Construction, LP	2012-0924-WQ-E	BELL	8/26/2012	\$875	\$0	\$875	\$0
WQ	43189	Mohiuddin, Syed Asif	2012-0043-OSS-E	FORT BEND	8/26/2012	\$1,779	\$355	\$1,424	\$0
WQ	43521	Trinity River Authority Of Texas	2012-0422-WQ-E	TARRANT	8/27/2012	\$5,625	\$0	\$5,625	\$0
WQ	43572	PL Propylene LLC	2012-0376-IWD-E	HARRIS	8/27/2012	\$18,000	\$3,600	\$7,200	\$7,200
WQ	43122	Sasson, Eli Gravierl	2011-2292-MWD-E	HARRIS	8/27/2012	\$16,125	\$3,225	\$12,900	\$0
WQ	41691	ANDREWS, CHESTER ALTON	2011-0792-MWD-E	TARRANT	8/27/2012	\$43,269	\$35,309	\$7,960	\$0
Subtotal for WQ : 319						\$2,880,685	\$417,731	\$1,973,286	\$489,668
WWA	41156	CLOWDUS, LAURENCE ELMER	2011-0248-AGR-E	HAMILTON	10/17/2011	\$1,010	\$202	\$808	\$0
WWA	39491	SCHOUTEN, NOVA D *	2010-0585-AGR-E	ERATH	10/17/2011	\$2,600	\$0	\$2,600	\$0
WWA	39017	SCHOUTEN, NOVA D *	2010-0093-AGR-E	BOSQUE	11/3/2011	\$5,200	\$0	\$5,200	\$0
WWA	41648	WEST, RONNIE DEWAYNE	2011-0740-AGR-E	JOHNSON	11/18/2011	\$2,250	\$450	\$1,800	\$0
WWA	40387	PX Feeders LLC	2010-1534-AGR-E	HAMILTON	12/19/2011	\$1,050	\$0	\$1,050	\$0
WWA	41737	R.J. Dairy, L.L.C. *	2011-0846-AGR-E	ERATH	12/19/2011	\$8,090	\$1,618	\$6,472	\$0
WWA	40495	HUNT, ROBERT E III	2010-1655-AGR-E	PARKER	2/13/2012	\$2,625	\$0	\$2,625	\$0
WWA	42182	Briseno, Arturo	2011-1329-AGR-E	ERATH	3/18/2012	\$1,640	\$328	\$1,312	\$0
WWA	42833	Talsma, Klaas	2011-1984-AGR-E	ERATH	6/17/2012	\$3,300	\$660	\$2,640	\$0
WWA	38311	Omar Aviles	2009-1441-AGR-E	ERATH	7/8/2012	\$1,020	\$204	\$816	\$0
WWA	43060	Koke, Johan Gerrit	2011-2270-AGR-E	ERATH	8/12/2012	\$4,480	\$896	\$3,584	\$0
Subtotal for WWA : 11						\$33,265	\$4,358	\$28,907	\$0
Total for Singles Programs : 1,722					15,316,313.00	1,936,124.00	10,829,614.00	2,550,575.00	2,550,575.00

Date Range Selected : 09/01/2011 - 08/31/2012

PGM	Case No.	Respondent Name	Docket#	County	Order Date	Penalty Assessed	Penalty Deferred	Payable Amount	SEP Offset
MM	41195	Trinity So PTN, L.P.	2011-0289-UTL-E	HARRIS	9/16/2011	\$194	\$38	\$156	\$0
MM	41341	Yes Communities, Inc.	2011-0437-UTL-E	HARRIS	9/16/2011	\$436	\$87	\$349	\$0
MM	41971	CLICK, LEW	2011-1083-WOC-E	ERATH	9/16/2011	\$210	\$0	\$210	\$0
MM	41900	HERRIN, DUSTIN	2011-1022-WOC-E	NEWTON	9/16/2011	\$210	\$0	\$210	\$0
MM	40674	Moorpark Village, Inc. dba Moorpark Village Water System	2010-1813-UTL-E	HARRIS	9/16/2011	\$428	\$0	\$428	\$0
MM	41379	City of Pasadena	2011-0519-UTL-E	HARRIS	9/16/2011	\$525	\$105	\$420	\$0
MM	41805	DAUGHTRY, JESSE R	2011-0925-WOC-E	WALLER	9/16/2011	\$210	\$0	\$210	\$0
MM	40024	Gainesville Foundry, Inc.	2010-1132-MLM-E	COOKE	9/16/2011	\$56,465	\$0	\$56,465	\$0
MM	41043	Linda W Ball	2011-0156-UTL-E	HARRIS	10/2/2011	\$735	\$147	\$588	\$0
MM	41358	Houston Airport Hospitality LP	2011-0460-UTL-E	HARRIS	10/2/2011	\$695	\$139	\$556	\$0
MM	40626	Harris County Water Corporation	2010-1776-UTL-E	HARRIS	10/2/2011	\$448	\$89	\$359	\$0
MM	39036	GAVLICK, JOHN R	2010-0117-AIR-E	ELLIS	10/6/2011	\$1	\$0	\$1	\$0
MM	40646	Greenwood Place Civic Club, Inc.	2010-1799-UTL-E	HARRIS	10/6/2011	\$428	\$0	\$428	\$0
MM	38221	SWT Farm & Ranch Supply	2009-1377-MLM-E	*MULTIPLE	10/6/2011	\$9,000	\$9,000	\$0	\$0
MM	39596	Vacation Home Builders, Inc.	2010-0706-MLM-E	POLK	10/17/2011	\$4,637	\$0	\$4,637	\$0
MM	41276	J Mac Tool Inc	2011-0366-MLM-E	TARRANT	10/17/2011	\$2,200	\$440	\$1,760	\$0
MM	41494	Sequoia Improvement District	2011-0589-UTL-E	HARRIS	10/17/2011	\$577	\$115	\$462	\$0
MM	41378	Bammel Forest Utility Company	2011-0497-UTL-E	HARRIS	10/17/2011	\$262	\$52	\$210	\$0
MM	39899	CORY, BYRON	2010-1005-MLM-E	*MULTIPLE	10/22/2011	\$4,780	\$0	\$4,780	\$0
MM	39142	ESPARZA RODOLFO	2010-0244-MLM-E	EL PASO	10/22/2011	\$13,155	\$9,555	\$3,600	\$0
MM	40767	PARSONS, LEON JR	2010-1754-MLM-E	HARDIN	10/22/2011	\$2,109	\$0	\$2,109	\$0
MM	41027	TREVINO, GREGORY	2011-0124-MLM-E	GALVESTON	10/22/2011	\$4,866	\$0	\$4,866	\$0
MM	40966	DAVIS, HAROLD G	2011-0074-MLM-E	GRIMES	10/22/2011	\$2,950	\$0	\$2,950	\$0
MM	41397	CSE Spring Branch LLC	2011-0507-UTL-E	HARRIS	11/3/2011	\$333	\$66	\$267	\$0
MM	41398	CSE The Village LLC	2011-0508-UTL-E	HARRIS	11/3/2011	\$321	\$64	\$257	\$0
MM	39677	Tadeo B Pina JR	2010-0770-MLM-E	*MULTIPLE	11/3/2011	\$8,340	\$0	\$8,340	\$0
MM	41477	PLASCENCIA, ALFREDO	2011-0575-MLM-E	REFUGIO	11/3/2011	\$1,972	\$394	\$1,578	\$0
MM	41369	Murphy Oil USA, Inc.	2011-0462-EAQ-E	WILLIAMSON	11/3/2011	\$2,760	\$552	\$2,208	\$0
MM	40451	MCKNIGHT, CECIL L *	2010-1620-IHW-E	LIBERTY	11/6/2011	\$67,425	\$0	\$67,425	\$0
MM	41361	Mannan, Timothy Ray	2011-0453-MLM-E	JOHNSON	11/6/2011	\$2,047	\$0	\$2,047	\$0
MM	40531	BLUE, GARY	2010-1673-MLM-E	WINKLER	11/6/2011	\$2,505	\$0	\$2,505	\$0
MM	41732	Lake Municipal Utility District	2011-0836-UTL-E	HARRIS	11/18/2011	\$630	\$126	\$504	\$0
MM	39991	Aldine Community Care Center, Inc.	2010-1109-MLM-E	HARRIS	12/8/2011	\$46,478	\$0	\$46,478	\$0
MM	42316	MACGINNIS, THOMAS H	2011-1467-WOC-E	TYLER	12/19/2011	\$210	\$0	\$210	\$0
MM	42165	GOODMAN, ROBERT A	2011-1319-PWS-E	LYNN	12/19/2011	\$210	\$0	\$210	\$0
MM	41353	City of Port Aransas	2011-0512-MLM-E	NUECES	12/19/2011	\$13,925	\$2,785	\$11,140	\$0
MM	42317	ARMSTRONG, TRAVIS W	2011-1466-WOC-E	HILL	12/19/2011	\$210	\$0	\$210	\$0
MM	42318	HICKS, WILLIAM STERLING	2011-1465-WOC-E	HILL	12/19/2011	\$210	\$0	\$210	\$0

Date Range Selected : 09/01/2011 - 08/31/2012

PGM	Case No.	Respondent Name	Docket#	County	Order Date	Penalty Assessed	Penalty Deferred	Payable Amount	SEP Offset
MM	38426	Bisma-Zaeem, Inc.	2009-1555-MLM-E	VAN ZANDT	12/19/2011	\$13,468	\$0	\$13,468	\$0
MM	41382	Harris County Municipal Utility District 420	2011-0480-UTL-E	HARRIS	12/19/2011	\$475	\$95	\$380	\$0
MM	41663	WHITE CLEANERS & LAUNDRY INC	2011-0766-DCL-E	CAMERON	12/19/2011	\$3,015	\$603	\$2,412	\$0
MM	41224	Hunt County	2011-0319-MSW-E	HUNT	12/19/2011	\$10,000	\$0	\$0	\$10,000
MM	41771	City of Dell City	2011-0884-MLM-E	HUDSPETH	12/19/2011	\$9,138	\$1,827	\$7,311	\$0
MM	40035	Am Ja, Inc.	2010-1145-DCL-E	*MULTIPLE	12/19/2011	\$2,655	\$0	\$2,655	\$0
MM	38528	PERRY JR, GILBERT WAYNE	2009-1687-IHW-E	VAN ZANDT	1/8/2012	\$4,700	\$0	\$4,700	\$0
MM	40703	City of Driscoll	2010-1852-MLM-E	NUECES	1/27/2012	\$12,000	\$2,400	\$9,600	\$0
MM	42496	MINALDI, BEVERLY LEE	2011-1576-WOC-E	JEFFERSON	2/10/2012	\$210	\$0	\$210	\$0
MM	42385	JOHNSON, DON JR	2011-1518-WOC-E	ANGELINA	2/10/2012	\$210	\$0	\$210	\$0
MM	42459	OWEN, IVAR V	2011-1600-WOC-E	WILLIAMSON	2/10/2012	\$210	\$0	\$210	\$0
MM	41413	MILAGRO INTERESTS, INC.	2011-0517-UTL-E	HARRIS	2/10/2012	\$315	\$63	\$252	\$0
MM	41362	Kingsland Estates Water Supply Corporation	2011-0479-UTL-E	HARRIS	2/10/2012	\$472	\$94	\$378	\$0
MM	32665	I. 35 Sandpit, Inc. *	2010-1027-MSW-E	JOHNSON	2/13/2012	\$6,480	\$0	\$6,480	\$0
MM	42201	Union Pacific Railroad Company	2011-1433-WQ-E	DALLAS	2/18/2012	\$11,250	\$0	\$11,250	\$0
MM	41798	Levelland/Hockley County Ethanol, LLC	2011-0913-MLM-E	HOCKLEY	2/25/2012	\$5,830	\$1,166	\$4,664	\$0
MM	41594	West Yukon Estates LLC	2011-0695-UTL-E	HARRIS	3/1/2012	\$450	\$0	\$450	\$0
MM	41842	James A Derryberry	2011-1039-MLM-E	SAN JACINTO	3/3/2012	\$3,074	\$614	\$2,460	\$0
MM	40697	City of Mart	2010-1844-MLM-E	MCLENNAN	3/16/2012	\$48,405	\$43,672	\$4,733	\$0
MM	42750	JARAMILLO, HIPOLITO JR	2011-1893-WOC-E	REFUGIO	3/18/2012	\$210	\$0	\$210	\$0
MM	41634	City of Hilshire Village	2011-0738-UTL-E	HARRIS	3/18/2012	\$588	\$117	\$471	\$0
MM	42751	PEREZ, ALBERT R	2011-1892-WOC-E	REFUGIO	3/18/2012	\$210	\$0	\$210	\$0
MM	40475	Fisher, Gerald	2010-1608-IHW-E	HARRIS	3/23/2012	\$2,200	\$0	\$2,200	\$0
MM	39912	SLC Construction LLC	2010-1019-MLM-E	*MULTIPLE	3/23/2012	\$35,600	\$0	\$35,600	\$0
MM	42924	LOPEZ, ROBERT	2011-2072-WOC-E	EL PASO	4/8/2012	\$210	\$0	\$210	\$0
MM	42925	GARCIA, MIGUEL A	2011-2071-WOC-E	EL PASO	4/8/2012	\$210	\$0	\$210	\$0
MM	43192	FOUST, MARK T	2011-2355-WOC-E	HARDIN	4/21/2012	\$210	\$0	\$210	\$0
MM	43237	RIOS, JUAN	2012-0019-WOC-E	BURNET	4/21/2012	\$210	\$0	\$210	\$0
MM	42333	Lone Star Ready-Mix, L.P.	2011-1489-MLM-E	WILLIAMSON	5/12/2012	\$4,900	\$980	\$3,920	\$0
MM	42507	Nueces County Water Control and Improvement District 3	2011-1645-MLM-E	NUECES	5/12/2012	\$3,503	\$700	\$2,803	\$0
MM	41825	OCONNOR, LOUIS	2011-0947-MLM-E	GALVESTON	5/13/2012	\$3,192	\$0	\$3,192	\$0
MM	42420	City of Nederland	2011-1560-MLM-E	JEFFERSON	5/24/2012	\$4,650	\$930	\$3,720	\$0
MM	42230	The Consolidated Water Supply Corporation	2011-1508-MLM-E	HOUSTON	5/24/2012	\$992	\$198	\$794	\$0
MM	42500	F A L C Enterprises, LLC.	2011-1646-MLM-E	EL PASO	5/24/2012	\$4,965	\$993	\$3,972	\$0
MM	42718	Artemio Martinez	2011-1875-MLM-E	CAMERON	5/25/2012	\$10,431	\$2,086	\$8,345	\$0
MM	41784	Coil Tubing Services, L. L. C.	2011-0916-MLM-E	JIM WELLS	5/25/2012	\$16,904	\$3,380	\$13,524	\$0
MM	39930	PANKRATZ, THOMAS	2010-1105-MLM-E	KENDALL	5/25/2012	\$7,404	\$0	\$7,404	\$0
MM	42255	MeadWestvaco Texas, L.P.	2011-1402-MLM-E	*MULTIPLE	5/25/2012	\$7,966	\$1,592	\$6,374	\$0

Date Range Selected : 09/01/2011 - 08/31/2012

PGM	Case No.	Respondent Name	Docket#	County	Order Date	Penalty Assessed	Penalty Deferred	Payable Amount	SEP Offset	
MM	42621	GOMEZ, ROGER	2011-1769-MLM-E	BAILEY	5/25/2012	\$9,000	\$1,800	\$7,200	\$0	
MM	42799	City of Ropesville	2011-1944-MLM-E	HOCKLEY	6/7/2012	\$5,950	\$1,190	\$4,760	\$0	
MM	42916	Clear Lake Services, Inc.	2011-2060-MLM-E	HARRIS	6/8/2012	\$9,527	\$1,904	\$7,623	\$0	
MM	36265	VASQUEZ, MARK A	2010-1973-MLM-E	BEXAR	6/8/2012	\$30,444	\$0	\$30,444	\$0	
MM	42027	PAPE, SHANE *	2011-1151-MLM-E	BEXAR	6/14/2012	\$88,275	\$0	\$88,275	\$0	
MM	38671	Cynthia Ann Batiste	2011-1765-MLM-E	JEFFERSON	6/14/2012	\$10,400	\$0	\$10,400	\$0	
MM	42257	GARZA, ALBERTO *	2011-1405-MLM-E	CAMERON	6/15/2012	\$7,500	\$0	\$7,500	\$0	
MM	41922	Lummus Technology Inc.	2011-1033-IHW-E	HARRIS	6/15/2012	\$4,000	\$0	\$4,000	\$0	
MM	41796	Farrell, Lee Ann	2011-0910-MLM-E	SAN JACINTO	6/15/2012	\$2,784	\$1,584	\$1,200	\$0	
MM	42900	Seneca Water Supply Corporation	2011-2042-MLM-E	TYLER	6/17/2012	\$3,395	\$679	\$2,716	\$0	
MM	42864	BRIDGEPORT TRUCK MANUFACTURING, INC.	2011-2000-MLM-E	WISE	6/17/2012	\$5,792	\$1,158	\$4,634	\$0	
MM	41338	REALTY ALLIANCE *	2011-0430-IHW-E	*MULTIPLE	6/22/2012	\$5,000	\$0	\$5,000	\$0	
MM	43773	BUSH, BILLY J	2012-0578-WOC-E	EASTLAND	7/8/2012	\$175	\$0	\$175	\$0	
MM	43766	CANTU, LONGINO J JR	2012-0582-WOC-E	JONES	7/8/2012	\$175	\$0	\$175	\$0	
MM	43770	LINSTAEDTER, RONNIE	2012-0580-WOC-E	MILAM	7/15/2012	\$175	\$0	\$175	\$0	
MM	43774	KRESTA, CLYDE R	2012-0577-WOC-E	RUNNELS	7/15/2012	\$175	\$0	\$175	\$0	
MM	42667	MARTIN, KENNETH	2011-1889-MLM-E	ORANGE	7/26/2012	\$9,975	\$0	\$9,975	\$0	
MM	41721	City of Edinburg	2011-0862-MLM-E	HIDALGO	8/2/2012	\$12,000	\$2,400	\$0	\$9,600	
MM	43984	WEBSTER, ORDIA B	2012-0810-WOC-E	REFUGIO	8/5/2012	\$175	\$0	\$175	\$0	
MM	43207	E. S. Water Utility Consolidators Inc.	2012-0028-MLM-E	MONTGOMERY	8/5/2012	\$160	\$32	\$128	\$0	
MM	42615	Newell Recycling Company of El Paso, L.P.	2011-1758-MLM-E	EL PASO	8/5/2012	\$4,837	\$967	\$3,870	\$0	
MM	43252	LTT & HK Investments, LLP	2012-0052-DCL-E	HARRIS	8/5/2012	\$3,775	\$755	\$3,020	\$0	
MM	43910	GOMEZ, ERNESTO E	2012-0719-WOC-E	LYNN	8/5/2012	\$175	\$0	\$175	\$0	
MM	43508	Thelin Recycling Company, L.P. *	2012-0325-MLM-E	JOHNSON	8/12/2012	\$750	\$150	\$600	\$0	
MM	41260	Effective Environmental, Inc.	2011-0348-MLM-E	NAVARRO	8/17/2012	\$16,375	\$0	\$8,188	\$8,187	
MM	42911	City of Domino	2011-2047-MLM-E	CASS	8/17/2012	\$2,642	\$0	\$2,642	\$0	
MM	44050	ROBERT STANLEY EDWARDS	2012-0933-WOC-E	JOHNSON	8/26/2012	\$175	\$0	\$175	\$0	
MM	42641	Exterran Energy Solutions LP	2011-1838-MLM-E	VICTORIA	8/27/2012	\$21,241	\$4,248	\$8,497	\$8,496	
Total for Multi-Media Programs : 104						745,056.00	102,131.00	606,642.00	36,283.00	36,283.00
Total for all Programs :1,826						16,061,369.00	2,038,255.00	11,436,256.00	2,586,858.00	2,586,858.00

Summary of SEPs:

Total Orders : 1826
Orders with SEPs : 146
Orders with SEPs % : 8.0
Orders with SEP Offset % : 18.4

* There are Multiple Respondent Names associated to this Case No.

Appendix 4: List of SEP's & SEP Projects - FY2012

Single Program

Date Range Selected : 09/01/2011 - 08/31/2012

PGM	Case No.	Respondent Name	Effective Date	Ratio	Assessed Amt	Deferred Amt	Payable Amt	SEP Cost	SEP Offset
AQ	42269	INVISTA S.a r.l.	04/08/2012	1.00:1	4,725.00	945.00	1,890.00	1,890.00	1,890.00
		POLLUTION PREVENTION	The Respondent shall contribute the SEP Offset Amount to the Third-Party Recipient named above. The contribution will be to Texas PTA for the Clean School Bus Program in Texas Air Quality Control Region as set forth in an agreement between the Third-Party Recipient and the TCEQ. Specifically, the contribution will be used to reimburse local school districts for the cost of the following activities to reduce emissions: 1) replacing older diesel buses with alternative fuelled or clean diesel buses; or 2) retrofitting older diesel buses with new, cleaner technology. All dollars contributed will be used solely for the direct cost of the project and no portion will be spent on administrative costs. The SEP will be done in accordance with all federal, state and local environmental laws and regulations					1,890.00	1,890.00
AQ	42561	Kuraray America, Inc.	05/25/2012	1.00:1	95,193.00	19,038.00	38,078.00	38,077.00	38,077.00
		POLLUTION PREVENTION	SEP funds will be used to supplement existing operation of a network of ambient air monitoring stations that continuously measure and record concentrations of ambient air pollutants.					38,077.00	38,077.00
AQ	43131	Chevron Phillips Chemical Company LP	07/06/2012	1.00:1	23,000.00	4,600.00	9,200.00	9,200.00	9,200.00
		POLLUTION PREVENTION	SEP funds will be used to install or retrofit, operate, maintain, and potentially expand air monitoring stations in Harris County to continuously monitor ambient air for total non-methane hydrocarbons and hazardous air pollutants (HAPs). Specifically, SEP funds will be used to purchase equipment (such as automated canister samplers), hardware, software, and licenses to enable the monitoring.					9,200.00	9,200.00
AQ	43155	BASF Corporation	08/17/2012	1.00:1	8,325.00	1,665.00	3,330.00	3,330.00	3,330.00
		POLLUTION PREVENTION	SEP funds will be used to supplement existing operation of a network of ambient air monitoring stations that continuously measure and record concentrations of ambient air pollutants.					3,330.00	3,330.00
AQ	41396	City Public Service	06/08/2012	1.00:1	24,000.00	4,800.00	0.00	19,200.00	19,200.00
		POLLUTION PREVENTION	Project will fuse funds to aid local school districts, area transit agencies, and local governments in need of funding assistance to pay for the cost of the following activities to reduce emissions: 1) replacing older diesel buses with alternative fueled or clean diesel buses; or 2) retrofitting older diesel buses with new cleaner technology. RC&D shall disburse funds to school districts, area transit agencies, or local governments on a needs-rated basis, using non-attainment area status, condition of buses, or economic status of recipient as possible rating factors if competition for funds exists. Minimum Contribution: \$1,500					19,200.00	19,200.00
AQ	43630	LANXESS Corporation	08/26/2012	1.00:1	6,563.00	1,312.00	2,626.00	2,625.00	2,625.00
		POLLUTION PREVENTION	Project will fuse funds to aid local school districts, area transit agencies, and local governments in need of funding assistance to pay for the cost of activities to reduce emissions.					2,625.00	2,625.00
AQ	41383	Shell Oil Company	10/17/2011	1.00:1	10,000.00	0.00	5,000.00	5,000.00	5,000.00

* There are Multiple Respondent Names associated to this Case No.

Appendix 4: List of SEP's & SEP Projects - FY2012

Single Program

POLLUTION PREVENTION	<p>The Respondent will contribute to Barbers Hill Independent School District's ("Barbers Hill ISD") Alternative Fueled Vehicle and Equipment Program in Chambers County. The contribution will be used in accordance with the Supplemental Environmental Project Agreement between Barbers Hill ISD and the Texas Commission on Environmental Quality. SEP monies will be used to retire current diesel-powered or gasoline powered vehicles and equipment and replace those vehicles and equipment with alternative-fueled vehicles and equipment; convert current vehicles and equipment to alternative-fueled equipment; or retrofit current gasoline or diesel-powered equipment.</p> <p>Environmental Benefits: Replacement of gasoline and diesel powered lawnmowers, heavy equipment, and vehicles with lower-emission items will reduce air pollution emissions of particulate matter (PM), volatile organic carbon (VOC) compounds, nitrogen oxides (NOx), and other pollutants associated with the combustion of fuel.</p>	5,000.00	5,000.00
----------------------	---	----------	----------

AQ	39783	Valero Refining-Texas, L.P. *	11/18/2011	1.00:1	292,291.00	58,456.00	165,781.00	68,054.00	68,054.00
	POLLUTION PREVENTION	Respondent shall contribute the SEP Offset Amount to the Third-Party Recipient named above. The contribution will be to the Bayou Land Conservancy for the Spring Creek Greenway Project. The contribution will be used in accordance with the Supplemental Environmental Project Agreement between the Third-Party Recipient and the TCEQ (the "Project"). Specifically, this SEP will focus on preserving multiple tracts of land comprising approximately 1,000 acres in the riparian corridor east of FM 2978 and west of U.S. 59. The Third-Party Recipient shall use SEP Funds to acquire conservation easements on these tracts to provide permanent protection and stewardship of these lands and waters. The Third-Party Recipient shall also use SEP Funds to conduct restoration work, including tree plantings, on these tracts, as needed. All property acquired in whole or in part with SEP Funds must be preserved in perpetuity through a conservation easement that complies with Subchapter A, Chapter 183, Texas Na						29,758.00	29,758.00
	POLLUTION PREVENTION	AutoCheck is a remote vehicle emission sensing system that identifies polluting vehicles and informs the vehicle operators about the health of their vehicle via a large electronic sign. Once a vehicle is identified, qualified service stations perform repairs on identified polluting vehicles. Pre and post emissions tests are performed and tracked, and the service stations are reimbursed for their expenses. SEP monies will be used to pay for repair vouchers, equipment maintenance, and a program operator. The SEP will be performed in accordance with all federal, state and local environmental laws and regulations.						34,250.00	34,250.00
	POLLUTION PREVENTION	SEP funds will be used by the Third-Party Recipient to purchase equipment (such as automated canister samplers), hardware, software, and licenses to enable the monitoring, and for the cost of operating, maintaining, and periodically upgrading or adding to these air monitoring stations along with ancillary equipment approved by TCEQ. Performing Party shall ensure that the data is validated and sent to TCEQ's Leading Environmental Analysis and Display (LEADS) system. All costs associated with the collection, transfer, and formatting of these data to be compatible with the LEADS system is the responsibility of the Third-Party Recipient.						4,046.00	4,046.00

AQ	43111	The Dow Chemical Company	08/02/2012	1.00:1	10,000.00	2,000.00	4,000.00	4,000.00	4,000.00
	POLLUTION PREVENTION	The contribution will be used in accordance with the Supplemental Environmental Project Agreement between the Houston-Galveston AERCO and the Texas Commission on Environmental Quality. SEP monies will be used to pay for the cost of replacing older diesel buses with alternative fueled or clean diesel buses.						4,000.00	4,000.00

* There are Multiple Respondent Names associated to this Case No.

Appendix 4: List of SEP's & SEP Projects - FY2012

Single Program

AQ	42607	Baytown Energy Center, LLC	05/25/2012	1.00:1	36,025.00	7,205.00	14,410.00	14,410.00	14,410.00
		POLLUTION PREVENTION	SEP monies will be used to pay for the cost of replacing older diesel buses with alternative fueled or clean diesel buses.				14,410.00	14,410.00	
AQ	41233	ExxonMobil Oil Corporation	10/02/2011	1.00:1	10,000.00	2,000.00	4,000.00	4,000.00	4,000.00
		POLLUTION PREVENTION	SEP funds will be used by the Third-Party Recipient to purchase equipment (such as automated canister samplers), hardware, software, and licenses to enable the monitoring, and for the cost of operating, maintaining, and periodically upgrading or adding to these air monitoring stations along with ancillary equipment approved by TCEQ. Performing Party shall ensure that the data is validated and sent to TCEQ's Leading Environmental Analysis and Display (LEADS) system. All costs associated with the collection, transfer, and formatting of these data to be compatible with the LEADS system is the responsibility of the Third-Party Recipient.				4,000.00	4,000.00	
AQ	42254	BASF FINA Petrochemicals Limited Partnership	05/25/2012	1.00:1	20,130.00	4,026.00	8,052.00	8,052.00	8,052.00
		POLLUTION PREVENTION	Conduct home energy audits and to assist low income residents in the West Port Arthur area in improving their homes' energy efficiency such as by caulking, weatherizing, insulating, and replacing heating and cooling systems and major appliances with new, energy efficient equipment.				8,052.00	8,052.00	
AQ	42785	Oxy Vinyls, LP	06/07/2012	1.00:1	5,275.00	1,055.00	2,110.00	2,110.00	2,110.00
		POLLUTION PREVENTION	SEP funds will be used to supplement existing operation of a network of ambient air monitoring stations that continuously measure and record concentrations of ambient air pollutants. Specifically, SEP Funds will be used to operate, maintain, and potentially expand portions of the existing ambient air quality monitoring network in the Houston area in order to continue to provide information on data quality and trends to the public, TCEQ, and industry representatives.				2,110.00	2,110.00	
AQ	41553	E. I. du Pont de Nemours and Company	12/19/2011	1.00:1	30,102.00	6,020.00	12,041.00	12,041.00	12,041.00
		POLLUTION PREVENTION	Respondent shall contribute the SEP Offset Amount to the Third-Party Recipient named above. The contribution will be to Texas Air Research Center for the Flare Minimization and Air Quality Modeling project. The contribution will be used in accordance with the Supplemental Environmental Project executed on October 30, 2009, between the Third-Party Recipient and the TCEQ (the "Project"). Specifically, the SEP Offset Amount will be used for advanced modeling involving utilizing optimization and plant-wide dynamic simulation to cause reductions in flaring during turnaround operations at industrial facilities. Flaring during turnaround operations (startups and shutdowns) at industrial facilities is a substantial source of both volatile organic compounds (VOCs) and highly reactive volatile organic compounds (HRVOCs), and flaring results in considerable loss of energy and resources. Reductions in VOC and HRVOC emissions are expected to occur primarily through reducing the duration of turnar				12,041.00	12,041.00	
AQ	42137	Martech, LLC	02/18/2012	1.00:1	8,750.00	1,750.00	0.00	7,000.00	7,000.00
		POLLUTION PREVENTION	SEP funds will be used to construct, operate, maintain, and potentially expand a network of continuous ambient monitoring stations ("CAMS") that monitor both air toxics and ozone precursors.				7,000.00	7,000.00	
AQ	43036	Motiva Enterprises LLC	08/02/2012	1.00:1	10,062.00	2,012.00	4,025.00	4,025.00	4,025.00

* There are Multiple Respondent Names associated to this Case No.

Appendix 4: List of SEP's & SEP Projects - FY2012

Single Program

	POLLUTION PREVENTION	SEP Funds will be used to conduct home energy audits, to make repairs and upgrades to older homes, and to cover the incremental cost of replacing older energy-inefficient appliances with more energy-efficient ones for low-income homeowners in the West Port Arthur area.	4,025.00	4,025.00					
AQ	42449	Chevron Phillips Chemical Company LP	04/05/2012	1.00:1	18,775.00	3,755.00	7,510.00	7,510.00	7,510.00
	POLLUTION PREVENTION	Conduct home energy audits and to assist low income residents in the West Port Arthur area in improving their homes' energy efficiency such as by caulking, weatherizing, insulating, and replacing heating and cooling systems and major appliances with new, energy efficient equipment.	7,510.00	7,510.00					
AQ	41416	Rohm and Haas Texas Incorporated	11/18/2011	1.00:1	124,405.00	0.00	62,203.00	62,202.00	62,202.00
	POLLUTION PREVENTION	The contribution will be used in accordance with the Supplemental Environmental Project Agreement between the Houston-Galveston AERCO and the Texas Commission on Environmental Quality. SEP monies will be used to pay for the cost of replacing older diesel buses with alternative fueled or clean diesel buses.	62,202.00	62,202.00					
AQ	41485	The Dow Chemical Company	11/18/2011	1.00:1	10,000.00	2,000.00	4,000.00	4,000.00	4,000.00
	POLLUTION PREVENTION	The contribution will be used in accordance with the Supplemental Environmental Project Agreement between the Houston-Galveston AERCO and the Texas Commission on Environmental Quality. SEP monies will be used to pay for the cost of replacing older diesel buses with alternative fueled or clean diesel buses.	4,000.00	4,000.00					
AQ	42579	Enterprise Products Operating LLC	06/08/2012	1.00:1	5,000.00	0.00	2,500.00	2,500.00	2,500.00
	POLLUTION PREVENTION	SEP monies will be used to pay for the cost of replacing older diesel buses with alternative fueled or clean diesel buses.	2,500.00	2,500.00					
AQ	39831	Valero Refining-Texas, L.P.	11/03/2011	1.00:1	591,798.00	0.00	295,899.00	295,899.00	295,899.00
	POLLUTION PREVENTION	<p>The Respondent shall contribute to the Third-Party Recipient pursuant to the agreement between the Third-Party Recipient and the TCEQ. Specifically, the contribution will be used to aid local school districts, area transit agencies, and local governments in need of funding assistance to pay for the cost of the following activities to reduce emissions: 1) replacing older diesel buses with alternative fuelled or clean diesel buses; or 2) retrofitting older diesel buses with new, cleaner technology. The funds will be disbursed on a needs-rated basis, using non-attainment area status, condition of buses, and economic status of the recipient as possible rating factors if competition for the funds exists. To maximize funds, retrofitting will take priority over replacement of buses. Older buses deemed not suitable for retrofitting will be permanently retired and sold only for scrap.</p> <p>Acceptable retrofit technologies include particulate matter traps, diesel particulate matter filters, nitrogen oxides (NOx) reduction catalyst technology in combination with diesel particulate filters, and other emission control technologies that are developed and approved by the United States Environmental Protection Agency ("EPA") or the California Air Resources Board. invoices and other documentation to show that the retrofits were completed. Retrofit technologies include particulate matter traps, diesel particulate matter filters, NOx reduction catalyst technology in combination with diesel particulate filters, and other emission control technologies that are developed and approved by EPA or the California Air Resources Board.</p>	295,899.00	295,899.00					

* There are Multiple Respondent Names associated to this Case No.

Appendix 4: List of SEP's & SEP Projects - FY2012

Single Program

AQ	41686	Lyondell Chemical Company	12/19/2011	1.00:1	6,625.00	1,325.00	2,650.00	2,650.00	2,650.00
		POLLUTION PREVENTION	<p>The Respondent shall contribute the SEP offset amount to the Third-Party Recipient named above. The contribution will be to The Sheltering Arms to be used for the Sheltering Arms Weatherization Assistance Program as set forth in the Agreement between the Third-Party Recipient and TCEQ. The SEP offset amount shall be used to perform energy efficiency upgrades on low-income homes in Harris County. Specifically, the SEP offset amount may only be used for: 1) purchase and installation of compact fluorescent light bulbs; 2) the incremental cost of replacement of energy-inefficient fans and refrigerators with energy-efficient models; 3) the incremental cost of replacement of energy-inefficient washers and dryers with energy-efficient models; 4) sheetrock repairs to sustain and protect new attic insulation; 5) floor repairs to prevent air leaks; 6) repairs to patches made to sheetrock during the addition of all new insulation; and 7) other direct costs authorized in advance by TCEQ.</p>					2,650.00	2,650.00
AQ	42166	Shell Oil Company	05/25/2012	1.00:1	10,000.00	2,000.00	4,000.00	4,000.00	4,000.00
		POLLUTION PREVENTION	<p>The contribution will be used in accordance with the Supplemental Environmental Project Agreement between the Houston-Galveston AERCO and the Texas Commission on Environmental Quality. SEP monies will be used to pay for the cost of replacing older diesel buses with alternative fueled or clean diesel buses.</p>					4,000.00	4,000.00
AQ	41571	ONEOK Hydrocarbon Southwest, LLC	01/27/2012	1.00:1	82,875.00	16,575.00	33,150.00	33,150.00	33,150.00
		POLLUTION PREVENTION	<p>Performing Party shall use SEP Funds to perform energy efficiency upgrades on public buildings and infrastructure. Specifically, SEP Funds may only be used for: 1) the cost of conducting energy efficiency audits; 2) the incremental cost for construction or implementation of energy-efficiency upgrades (versus the cost of non-energy efficiency upgrades); 3) the incremental cost of purchase of more energy-efficient equipment or appliances (versus the cost of purchasing non-energy efficient equipment or appliances); or 4) other direct costs authorized in advance by TCEQ.</p> <p>Environmental Benefits: reduce fuel and electricity usage for heating and cooling and other day-to-day operations. These reductions will reduce emissions of particulate matter (PM), volatile organic carbon (VOC) compounds, nitrogen oxides (NOx), and other pollutants associated with the combustion of fuel and generation of electricity.</p>					33,150.00	33,150.00
AQ	41441	Exxon Mobil Corporation	02/18/2012	1.00:1	13,300.00	2,660.00	5,320.00	5,320.00	5,320.00
		POLLUTION PREVENTION	<p>The contribution will be used in accordance with the Supplemental Environmental Project Agreement between the Houston-Galveston AERCO and the Texas Commission on Environmental Quality. SEP monies will be used to pay for the cost of replacing older diesel buses with alternative fueled or clean diesel buses.</p>					5,320.00	5,320.00
AQ	43070	Eastman Chemical Company	07/06/2012	1.00:1	7,975.00	0.00	3,988.00	3,987.00	3,987.00

* There are Multiple Respondent Names associated to this Case No.

Appendix 4: List of SEP's & SEP Projects - FY2012

Single Program

	POLLUTION PREVENTION	The Respondent shall contribute the SEP Offset Amount to the Third-Party Recipient named above. The contribution will be to Texas PTA for the Clean School Bus Program in Texas Air Quality Control Region as set forth in an agreement between the Third-Party Recipient and the TCEQ. Specifically, the contribution will be used to reimburse local school districts for the cost of the following activities to reduce emissions: 1) replacing older diesel buses with alternative fuelled or clean diesel buses; or 2) retrofitting older diesel buses with new, cleaner technology. All dollars contributed will be used solely for the direct cost of the project and no portion will be spent on administrative costs. The SEP will be done in accordance with all federal, state and local environmental laws and regulations					3,987.00	3,987.00	
AQ	43027	South Hampton Resources, Inc.	06/17/2012	1.00:1	3,822.00	764.00	1,529.00	1,529.00	1,529.00
	POLLUTION PREVENTION	The Respondent shall contribute the SEP Offset Amount to the Third-Party Recipient named above. The contribution will be to Texas PTA for the Clean School Bus Program in Texas Air Quality Control Region as set forth in an agreement between the Third-Party Recipient and the TCEQ. Specifically, the contribution will be used to reimburse local school districts for the cost of the following activities to reduce emissions: 1) replacing older diesel buses with alternative fuelled or clean diesel buses; or 2) retrofitting older diesel buses with new, cleaner technology. All dollars contributed will be used solely for the direct cost of the project and no portion will be spent on administrative costs. The SEP will be done in accordance with all federal, state and local environmental laws and regulations					1,529.00	1,529.00	
AQ	43225	Union Carbide Corporation	08/02/2012	1.00:1	63,384.00	12,676.00	25,354.00	25,354.00	25,354.00
	POLLUTION PREVENTION	The contribution will be used in accordance with the Supplemental Environmental Project Agreement between the Houston-Galveston AERCO and the Texas Commission on Environmental Quality.					25,354.00	25,354.00	
AQ	42669	DCP Midstream, LP	08/02/2012	1.00:1	631,628.00	0.00	315,814.00	315,814.00	315,814.00
	POLLUTION PREVENTION	The contribution will be used in accordance with the SEP between the Third-Party Recipient and the TCEQ. Specifically, the contribution will be used to reduce nitrogen oxides, volatile organic compounds, carbon monoxide, and particulate matter emissions by replacing older diesel buses with newer buses that meet more stringent emission standards.					315,814.00	315,814.00	
AQ	41580	NuStar Terminals Partners TX L.P.	12/19/2011	1.00:1	4,300.00	860.00	1,720.00	1,720.00	1,720.00
	POLLUTION PREVENTION	SEP funds will be used to supplement existing operation of a network of ambient air monitoring stations that continuously measure and record concentrations of ambient air pollutants. Specifically, SEP Funds will be used to operate, maintain, and potentially expand portions of the existing ambient air quality monitoring network in the Houston area in order to continue to provide information on data quality and trends to the public, TCEQ, and industry representatives.					1,720.00	1,720.00	
AQ	41235	ConocoPhillips Company	11/03/2011	1.00:1	141,925.00	0.00	70,963.00	70,962.00	70,962.00

* There are Multiple Respondent Names associated to this Case No.

Appendix 4: List of SEP's & SEP Projects - FY2012

Single Program

	POLLUTION PREVENTION	The Respondent shall contribute the SEP Offset Amount to the Third-Party Recipient named above. The contribution will be to Texas PTA for the Clean School Bus Program in Texas Air Quality Control Region as set forth in an agreement between the Third-Party Recipient and the TCEQ. Specifically, the contribution will be used to reimburse local school districts for the cost of the following activities to reduce emissions: 1) replacing older diesel buses with alternative fuelled or clean diesel buses; or 2) retrofitting older diesel buses with new, cleaner technology. All dollars contributed will be used solely for the direct cost of the project and no portion will be spent on administrative costs. The SEP will be done in accordance with all federal, state and local environmental laws and regulations	70,962.00	70,962.00					
AQ	42880	Union Carbide Corporation	08/17/2012	1.00:1	11,550.00	2,310.00	4,620.00	4,620.00	4,620.00
	POLLUTION PREVENTION	The contribution will be used in accordance with the Supplemental Environmental Project Agreement between the Houston-Galveston AERCO and the Texas Commission on Environmental Quality. SEP monies will be used to pay for the cost of replacing older diesel buses with alternative fuelled or clean diesel buses.					4,620.00	4,620.00	
AQ	41716	Exxon Mobil Corporation	03/16/2012	1.00:1	10,000.00	2,000.00	4,000.00	4,000.00	4,000.00
	POLLUTION PREVENTION	SEP funds will be used to supplement existing operation of a network of ambient air monitoring stations that continuously measure and record concentrations of ambient air pollutants. Specifically, SEP Funds will be used to operate, maintain, and potentially expand portions of the existing ambient air quality monitoring network in the Houston area in order to continue to provide information on data quality and trends to the public, TCEQ, and industry representatives.					4,000.00	4,000.00	
AQ	42004	Equistar Chemicals, LP	03/18/2012	1.00:1	6,575.00	1,315.00	2,630.00	2,630.00	2,630.00
	POLLUTION PREVENTION	AutoCheck is a remote vehicle emission sensing system that identifies polluting vehicles and informs the vehicle operators about the health of their vehicle via a large electronic sign. Once a vehicle is identified, qualified service stations perform repairs on identified polluting vehicles. Pre and post emissions tests are performed and tracked, and the service stations are reimbursed for their expenses. SEP monies will be used to pay for repair vouchers, equipment maintenance, and a program operator. The SEP will be performed in accordance with all federal, state and local environmental laws and regulations.					2,630.00	2,630.00	
AQ	41940	Enterprise Products Operating LLC	03/18/2012	1.00:1	4,325.00	865.00	1,730.00	1,730.00	1,730.00
	POLLUTION PREVENTION	The Respondent will contribute to Barbers Hill Independent School District's ("Barbers Hill ISD") Alternative Fueled Vehicle and Equipment Program in Chambers County. The contribution will be used in accordance with the Supplemental Environmental Project Agreement between Barbers Hill ISD and the Texas Commission on Environmental Quality. SEP monies will be used to retire current diesel-powered or gasoline powered vehicles and equipment and replace those vehicles and equipment with alternative-fueled vehicles and equipment; convert current vehicles and equipment to alternative-fueled equipment; or retrofit current gasoline or diesel-powered equipment. Environmental Benefits: Replacement of gasoline and diesel powered lawnmowers, heavy equipment, and vehicles with lower-emission items will reduce air pollution emissions of particulate matter (PM), volatile organic carbon (VOC) compounds, nitrogen oxides (NOx), and other pollutants associated with the combustion of fuel.					1,730.00	1,730.00	

* There are Multiple Respondent Names associated to this Case No.

Appendix 4: List of SEP's & SEP Projects - FY2012

Single Program

AQ	40433	CITGO Refining and Chemicals Company L.P.	04/23/2012	1.00:1	11,653.00	0.00	5,827.00	5,826.00	5,826.00
		POLLUTION REDUCTION	Contribution will be to the Texas A&M University-Corpus Christi for the Texas A&M University-Corpus Christi AutoCheck Program					5,826.00	5,826.00
AQ	43175	Oxy Vinyls, LP	08/05/2012	1.00:1	7,500.00	1,500.00	3,000.00	3,000.00	3,000.00
		POLLUTION PREVENTION	SEP funds will be used to supplement existing operation of a network of ambient air monitoring stations that continuously measure and record concentrations of ambient air pollutants.					3,000.00	3,000.00
AQ	41727	Valero Refining-Texas, L.P.	01/27/2012	1.00:1	10,000.00	0.00	5,000.00	5,000.00	5,000.00
		POLLUTION PREVENTION	The contribution will be used in accordance with the Supplemental Environmental Project Agreement between the Houston-Galveston AERCO and the Texas Commission on Environmental Quality. SEP monies will be used to pay for the cost of replacing older diesel buses with alternative fueled or clean diesel buses.					5,000.00	5,000.00
AQ	43595	Union Carbide Corporation	08/05/2012	1.00:1	5,150.00	1,030.00	2,060.00	2,060.00	2,060.00
		POLLUTION PREVENTION	The contribution will be used in accordance with the Supplemental Environmental Project Agreement between the Houston-Galveston AERCO and the Texas Commission on Environmental Quality. SEP monies will be used to pay for the cost of replacing older diesel buses with alternative fueled or clean diesel buses.					2,060.00	2,060.00
AQ	43196	Occidental Chemical Corporation	08/17/2012	1.00:1	10,000.00	0.00	5,000.00	5,000.00	5,000.00
		POLLUTION PREVENTION	AutoCheck is a remote vehicle emission sensing system that identifies polluting vehicles and informs the vehicle operators about the health of their vehicle via a large electronic sign.					5,000.00	5,000.00
AQ	41755	Shell Chemical LP *	02/18/2012	1.00:1	64,525.00	0.00	32,263.00	32,262.00	32,262.00
		POLLUTION PREVENTION	The contribution will be used in accordance with the Supplemental Environmental Project Agreement between the Houston-Galveston AERCO and the Texas Commission on Environmental Quality. SEP monies will be used to pay for the cost of replacing older diesel buses with alternative fueled or clean diesel buses.					32,262.00	32,262.00
AQ	41797	Huntsman Petrochemical LLC	04/05/2012	1.00:1	30,000.00	6,000.00	12,000.00	12,000.00	12,000.00
		POLLUTION PREVENTION	SEP funds will be used by the Third-Party Recipient to purchase equipment (such as automated canister samplers), hardware, software, and licenses to enable the monitoring, and for the cost of operating, maintaining, and periodically upgrading or adding to these air monitoring stations along with ancillary equipment approved by TCEQ. Performing Party shall ensure that the data is validated and sent to TCEQ's Leading Environmental Analysis and Display (LEADS) system. All costs associated with the collection, transfer, and formatting of these data to be compatible with the LEADS system is the responsibility of the Third-Party Recipient.					12,000.00	12,000.00
AQ	41335	Enterprise Products Operating LLC	02/05/2012	1.00:1	66,925.00	13,385.00	26,770.00	26,770.00	26,770.00

* There are Multiple Respondent Names associated to this Case No.

Appendix 4: List of SEP's & SEP Projects - FY2012

Single Program

	POLLUTION PREVENTION	The Respondent will contribute to Barbers Hill Independent School District's ("Barbers Hill ISD") Alternative Fueled Vehicle and Equipment Program in Chambers County. The contribution will be used in accordance with the Supplemental Environmental Project Agreement between Barbers Hill ISD and the Texas Commission on Environmental Quality. SEP monies will be used to retire current diesel-powered or gasoline powered vehicles and equipment and replace those vehicles and equipment with alternative-fueled vehicles and equipment; convert current vehicles and equipment to alternative-fueled equipment; or retrofit current gasoline or diesel-powered equipment. Environmental Benefits: Replacement of gasoline and diesel powered lawnmowers, heavy equipment, and vehicles with lower-emission items will reduce air pollution emissions of particulate matter (PM), volatile organic carbon (VOC) compounds, nitrogen oxides (NOx), and other pollutants associated with the combustion of fuel.	26,770.00	26,770.00					
AQ	42963	Flint Hills Resources Port Arthur, LLC	06/22/2012	1.00:1	12,400.00	2,480.00	4,960.00	4,960.00	4,960.00
	POLLUTION PREVENTION	SEP Funds will be used to conduct home energy audits, to make repairs and upgrades to older homes, and to cover the incremental cost of replacing older energy-inefficient appliances with more energy-efficient ones for low-income homeowners in the West Port Arthur area. This project is an pollution reduction project that will result in a reduction of air pollutants in the airshed.					4,960.00	4,960.00	
AQ	43254	Exxon Mobil Corporation	03/03/2012	1.00:1	98,000.00	0.00	49,000.00	49,000.00	49,000.00
	POLLUTION PREVENTION	SEP funds will be used to supplement existing operation of a network of ambient air monitoring stations that continuously measure and record concentrations of ambient air pollutants. Specifically, SEP Funds will be used to operate, maintain, and potentially expand portions of the existing ambient air quality monitoring network in the Houston area in order to continue to provide information on data quality and trends to the public, TCEQ, and industry representatives.					49,000.00	49,000.00	
AQ	41758	DCP Midstream, LP	12/19/2011	1.00:1	9,875.00	1,975.00	0.00	7,900.00	7,900.00
	POLLUTION PREVENTION	SEP funds will be used to construct, operate, maintain, and potentially expand a network of continuous ambient monitoring stations ("CAMS") that monitor both air toxics and ozone precursors.					7,900.00	7,900.00	
AQ	41584	Firestone Polymers, LLC	11/03/2011	1.00:1	20,000.00	0.00	10,000.00	10,000.00	10,000.00
	POLLUTION PREVENTION	Specifically, the SEP Offset Amount will be used to perform energy efficiency upgrades on public buildings and infrastructure. The SEP Offset Amount may only be used for: (1) the cost of conducting energy efficiency audits; (2) the incremental cost for construction or implementation of energy-efficiency upgrades (versus the cost of non-energy efficiency upgrades); (3) the incremental cost of purchase of equipment or appliances that are more energy-efficient (versus the cost of purchasing non-energy efficient equipment or appliances); or (4) other direct costs authorized in advance by TCEQ. The SEP Offset Amount may only be used for the direct cost of performing this project and no portion will be spent on administrative costs. For items 2, 3, and 4 above, Performing Party shall submit a budget and proposals for expenditure to TCEQ for written approval prior to the use of SEP Funds. Modifications may include but are not limited to weatherization; energy-reduction modifications such a					10,000.00	10,000.00	

* There are Multiple Respondent Names associated to this Case No.

Appendix 4: List of SEP's & SEP Projects - FY2012

Single Program

AQ	42136	Enterprise Products Operating LLC	04/05/2012	1.00:1	10,569.00	2,113.00	4,228.00	4,228.00	4,228.00
		POLLUTION PREVENTION	SEP monies will be used to pay for the cost of replacing older diesel buses with alternative fueled or clean diesel buses.					4,228.00	4,228.00
AQ	43276	Total Petrochemicals & Refining USA, Inc.	08/02/2012	1.00:1	25,000.00	0.00	12,500.00	12,500.00	12,500.00
		POLLUTION PREVENTION	SEP Funds will be used to conduct home energy audits, to make repairs and upgrades to older homes, and to cover the incremental cost of replacing older energy-inefficient appliances with more energy-efficient ones for low-income homeowners in the West Port Arthur area.					12,500.00	12,500.00
AQ	40115	Arkema Inc.	03/16/2012	1.00:1	34,650.00	0.00	17,325.00	17,325.00	17,325.00
		POLLUTION REDUCTION	Respondent shall contribute the SEP Offset Amount to the Third-Party Recipient named above. The contribution will be to the Southeast Texas Regional Planning Commission for the Meteorological and Air Quality Monitoring Network.					17,325.00	17,325.00
AQ	42843	BP Amoco Chemical Company	06/08/2012	1.00:1	11,450.00	2,290.00	4,580.00	4,580.00	4,580.00
		POLLUTION PREVENTION	The contribution will be used in accordance with the Supplemental Environmental Project Agreement between the Houston-Galveston AERCO and the Texas Commission on Environmental Quality. SEP monies will be used to pay for the cost of replacing older diesel buses with alternative fueled or clean diesel buses.					4,580.00	4,580.00
AQ	42965	Shell Chemical LP *	08/17/2012	1.00:1	21,569.00	0.00	10,785.00	10,784.00	10,784.00
		POLLUTION PREVENTION	SEP funds will be used to supplement existing operation of a network of ambient air monitoring stations that continuously measure and record concentrations of ambient air pollutants. Specifically, SEP Funds will be used to operate, maintain, and potentially expand portions of the existing ambient air quality monitoring network in the Houston area in order to continue to provide information on data quality and trends to the public, TCEQ, and industry representatives.					10,784.00	10,784.00
AQ	42584	Cowtown Gas Processing Partners L.P.	06/08/2012	1.00:1	19,170.00	3,834.00	0.00	15,336.00	15,336.00
		POLLUTION PREVENTION	SEP funds will be used to construct, operate, maintain, and potentially expand a network of continuous ambient monitoring stations ("CAMS") that monitor both air toxics and ozone precursors.					15,336.00	15,336.00
AQ	41256	SQUARE MILE ENERGY, L.L.C.	02/18/2012	1.00:1	40,440.00	8,088.00	16,176.00	16,176.00	16,176.00
		POLLUTION REDUCTION	The contribution will be used in accordance with the Supplemental Environmental Project Agreement between the Houston-Galveston AERCO and the Texas Commission on Environmental Quality. SEP monies will be used to pay for the cost of replacing older diesel buses with alternative fueled or clean diesel buses.					16,176.00	16,176.00
AQ	41941	DCP Midstream, LP	02/10/2012	1.00:1	3,950.00	790.00	1,580.00	1,580.00	1,580.00
		POLLUTION PREVENTION	SEP funds will be used to construct, operate, maintain, and potentially expand a network of continuous ambient monitoring stations ("CAMS") that monitor both air toxics and ozone precursors.					1,580.00	1,580.00
AQ	42513	Texas City Cogeneration, LLC	05/24/2012	1.00:1	1,825.00	365.00	730.00	730.00	730.00
		POLLUTION PREVENTION	The contribution will be used in accordance with the Supplemental Environmental Project Agreement between the Houston-Galveston AERCO and the Texas Commission on Environmental Quality. SEP monies will be used to pay for the cost of replacing older diesel buses with alternative fueled or clean diesel buses.					730.00	730.00

* There are Multiple Respondent Names associated to this Case No.

Appendix 4: List of SEP's & SEP Projects - FY2012

Single Program

AQ	42578	E. I. du Pont de Nemours and Company	05/25/2012	1.00:1	10,535.00	2,107.00	4,214.00	4,214.00	4,214.00
		POLLUTION PREVENTION	The contribution will be to Texas PTA for the Clean School Bus Program in Texas Air Quality Control Region as set forth in an agreement between the Third-Party Recipient and the TCEQ.				4,214.00	4,214.00	
AQ	41611	Diamond Shamrock Refining Company, L.P.	01/27/2012	1.00:1	145,211.00	29,042.00	58,085.00	58,084.00	58,084.00
		POLLUTION PREVENTION	The Respondent shall contribute the SEP Offset Amount to the Third-Party Recipient named above. The contribution will be to Texas PTA for the Clean School Bus Program in Texas Air Quality Control Region as set forth in an agreement between the Third-Party Recipient and the TCEQ. Specifically, the contribution will be used to reimburse local school districts for the cost of the following activities to reduce emissions: 1) replacing older diesel buses with alternative fuelled or clean diesel buses; or 2) retrofitting older diesel buses with new, cleaner technology. All dollars contributed will be used solely for the direct cost of the project and no portion will be spent on administrative costs. The SEP will be done in accordance with all federal, state and local environmental laws and regulations				58,084.00	58,084.00	
AQ	42206	The Premcor Refining Group Inc.	02/18/2012	1.00:1	30,000.00	6,000.00	12,000.00	12,000.00	12,000.00
		POLLUTION PREVENTION	Conduct home energy audits and to assist low income residents in the West Port Arthur area in improving their homes' energy efficiency such as by caulking, weatherizing, insulating, and replacing heating and cooling systems and major appliances with new, energy efficient equipment.				12,000.00	12,000.00	
AQ	42427	Flint Hills Resources Port Arthur, LLC	04/23/2012	1.00:1	46,450.00	9,290.00	18,580.00	18,580.00	18,580.00
		POLLUTION PREVENTION	Conduct home energy audits and to assist low income residents in the West Port Arthur area in improving their homes' energy efficiency such as by caulking, weatherizing, insulating, and replacing heating and cooling systems and major appliances with new, energy efficient equipment.				18,580.00	18,580.00	
AQ	41942	Exxon Mobil Corporation	06/08/2012	1.00:1	12,100.00	2,420.00	4,840.00	4,840.00	4,840.00
		POLLUTION PREVENTION	The contribution will be used in accordance with the Supplemental Environmental Project Agreement between the Houston-Galveston AERCO and the Texas Commission on Environmental Quality. SEP monies will be used to pay for the cost of replacing older diesel buses with alternative fuelled or clean diesel buses.				4,840.00	4,840.00	
AQ	39924	Exxon Mobil Corporation	11/18/2011	1.00:1	40,000.00	0.00	20,000.00	20,000.00	20,000.00
		POLLUTION REDUCTION	the SEP Offset Amount will be used to provide reimbursement to school districts, area transit agencies, or local governments in the Houston-Galveston non-attainment area to retrofit or replace older school buses with current model year buses or cleaner technology and for the incremental cost of replacing local government fleet vehicles with newer lower-emission vehicles, which may include alternative-fueled vehicles.				20,000.00	20,000.00	
AQ	42187	ConocoPhillips Company	02/18/2012	1.00:1	19,750.00	3,950.00	7,900.00	7,900.00	7,900.00

* There are Multiple Respondent Names associated to this Case No.

Appendix 4: List of SEP's & SEP Projects - FY2012

Single Program

	POLLUTION PREVENTION	The Respondent shall contribute the SEP Offset Amount to the Third-Party Recipient named above. The contribution will be to Texas PTA for the Clean School Bus Program in Texas Air Quality Control Region as set forth in an agreement between the Third-Party Recipient and the TCEQ. Specifically, the contribution will be used to reimburse local school districts for the cost of the following activities to reduce emissions: 1) replacing older diesel buses with alternative fuelled or clean diesel buses; or 2) retrofitting older diesel buses with new, cleaner technology. All dollars contributed will be used solely for the direct cost of the project and no portion will be spent on administrative costs. The SEP will be done in accordance with all federal, state and local environmental laws and regulations					7,900.00	7,900.00	
AQ	41740	Norit Americas, Inc.	03/03/2012	1.00:1	69,650.00	13,930.00	27,860.00	27,860.00	27,860.00
	POLLUTION PREVENTION	The Respondent shall contribute the SEP Offset Amount to the Third-Party Recipient named above. The contribution will be to Texas PTA for the Clean School Bus Program in Texas Air Quality Control Region as set forth in an agreement between the Third-Party Recipient and the TCEQ. Specifically, the contribution will be used to reimburse local school districts for the cost of the following activities to reduce emissions: 1) replacing older diesel buses with alternative fuelled or clean diesel buses; or 2) retrofitting older diesel buses with new, cleaner technology. All dollars contributed will be used solely for the direct cost of the project and no portion will be spent on administrative costs. The SEP will be done in accordance with all federal, state and local environmental laws and regulations					27,860.00	27,860.00	
AQ	42662	Chevron Phillips Chemical Company LP	05/25/2012	1.00:1	72,748.00	0.00	36,374.00	36,374.00	36,374.00
	POLLUTION PREVENTION	SEP funds will be used to supplement existing operation of a network of ambient air monitoring stations that continuously measure and record concentrations of ambient air pollutants. Specifically, SEP Funds will be used to operate, maintain, and potentially expand portions of the existing ambient air quality monitoring network in the Houston area in order to continue to provide information on data quality and trends to the public, TCEQ, and industry representatives.					36,374.00	36,374.00	
AQ	41412	Chevron Phillips Chemical Company LP	10/17/2011	1.00:1	10,468.00	2,093.00	4,188.00	4,187.00	4,187.00
	POLLUTION PREVENTION	The contribution will be used in accordance with the Supplemental Environmental Project Agreement between the Houston-Galveston AERCO and the Texas Commission on Environmental Quality. SEP monies will be used to pay for the cost of replacing older diesel buses with alternative fuelled or clean diesel buses.					4,187.00	4,187.00	
AQ	42207	Diamond Shamrock Refining Company, L.P.	06/08/2012	1.00:1	33,913.00	6,782.00	13,566.00	13,565.00	13,565.00
	POLLUTION PREVENTION	The Respondent shall contribute the SEP Offset Amount to the Third-Party Recipient named above. The contribution will be to Texas PTA for the Clean School Bus Program in Texas Air Quality Control Region as set forth in an agreement between the Third-Party Recipient and the TCEQ. Specifically, the contribution will be used to reimburse local school districts for the cost of the following activities to reduce emissions: 1) replacing older diesel buses with alternative fuelled or clean diesel buses; or 2) retrofitting older diesel buses with new, cleaner technology. All dollars contributed will be used solely for the direct cost of the project and no portion will be spent on administrative costs. The SEP will be done in accordance with all federal, state and local environmental laws and regulations					13,565.00	13,565.00	

* There are Multiple Respondent Names associated to this Case No.

Appendix 4: List of SEP's & SEP Projects - FY2012

Single Program

AQ	42325	Total Petrochemicals & Refining USA, Inc.	04/05/2012	1.00:1	269,775.00	53,955.00	107,910.00	107,910.00	107,910.00
		POLLUTION PREVENTION	SEP funds will be used by the Third-Party Recipient to purchase equipment (such as automated canister samplers), hardware, software, and licenses to enable the monitoring, and for the cost of operating, maintaining, and periodically upgrading or adding to these air monitoring stations along with ancillary equipment approved by TCEQ. Performing Party shall ensure that the data is validated and sent to TCEQ's Leading Environmental Analysis and Display (LEADS) system. All costs associated with the collection, transfer, and formatting of these data to be compatible with the LEADS system is the responsibility of the Third-Party Recipient.				53,955.00		53,955.00
		POLLUTION PREVENTION	Conduct home energy audits and to assist low income residents in the West Port Arthur area in improving their homes' energy efficiency such as by caulking, weatherizing, insulating, and replacing heating and cooling systems and major appliances with new, energy efficient equipment.				53,955.00		53,955.00
AQ	42681	Equistar Chemicals, LP	06/08/2012	1.00:1	10,000.00	0.00	5,000.00	5,000.00	5,000.00
		POLLUTION PREVENTION	SEP funds will be used to supplement existing operation of a network of ambient air monitoring stations that continuously measure and record concentrations of ambient air pollutants. Specifically, SEP Funds will be used to operate, maintain, and potentially expand portions of the existing ambient air quality monitoring network in the Houston area in order to continue to provide information on data quality and trends to the public, TCEQ, and industry representatives.				5,000.00		5,000.00
AQ	41158	KM Liquids Terminals LLC	09/16/2011	1.00:1	37,950.00	7,590.00	15,180.00	15,180.00	15,180.00
		POLLUTION PREVENTION	The Respondent will contribute to Barbers Hill Independent School District's ("Barbers Hill ISD") Alternative Fueled Vehicle and Equipment Program in Chambers County. The contribution will be used in accordance with the Supplemental Environmental Project Agreement between Barbers Hill ISD and the Texas Commission on Environmental Quality. SEP monies will be used to retire current diesel-powered or gasoline powered vehicles and equipment and replace those vehicles and equipment with alternative-fueled vehicles and equipment; convert current vehicles and equipment to alternative-fueled equipment; or retrofit current gasoline or diesel-powered equipment. Environmental Benefits: Replacement of gasoline and diesel powered lawnmowers, heavy equipment, and vehicles with lower-emission items will reduce air pollution emissions of particulate matter (PM), volatile organic carbon (VOC) compounds, nitrogen oxides (NOx), and other pollutants associated with the combustion of fuel.				15,180.00		15,180.00
AQ	41367	Exxon Mobil Corporation	12/19/2011	1.00:1	30,000.00	6,000.00	12,000.00	12,000.00	12,000.00
		POLLUTION PREVENTION	SEP funds will be used to supplement existing operation of a network of ambient air monitoring stations that continuously measure and record concentrations of ambient air pollutants. Specifically, SEP Funds will be used to operate, maintain, and potentially expand portions of the existing ambient air quality monitoring network in the Houston area in order to continue to provide information on data quality and trends to the public, TCEQ, and industry representatives.				12,000.00		12,000.00
AQ	41997	The Dow Chemical Company	06/08/2012	1.00:1	259,222.00	51,844.00	103,689.00	103,689.00	103,689.00

* There are Multiple Respondent Names associated to this Case No.

Appendix 4: List of SEP's & SEP Projects - FY2012

Single Program

	POLLUTION PREVENTION	The contribution will be used in accordance with the Supplemental Environmental Project Agreement between the Houston-Galveston AERCO and the Texas Commission on Environmental Quality. SEP monies will be used to pay for the cost of replacing older diesel buses with alternative fueled or clean diesel buses.	103,689.00	103,689.00					
AQ	40911	INVISTA S.a r.l.	10/02/2011	1.00:1	14,850.00	2,970.00	5,940.00	5,940.00	5,940.00
	POLLUTION PREVENTION	Specifically, the SEP Offset Amount will be used to perform energy efficiency upgrades on public buildings and infrastructure. The SEP Offset Amount may only be used for: (1) the cost of conducting energy efficiency audits; (2) the incremental cost for construction or implementation of energy-efficiency upgrades (versus the cost of non-energy efficiency upgrades); (3) the incremental cost of purchase of equipment or appliances that are more energy-efficient (versus the cost of purchasing non-energy efficient equipment or appliances); or (4) other direct costs authorized in advance by TCEQ. The SEP Offset Amount may only be used for the direct cost of performing this project and no portion will be spent on administrative costs. For items 2, 3, and 4 above, Performing Party shall submit a budget and proposals for expenditure to TCEQ for written approval prior to the use of SEP Funds. Modifications may include but are not limited to weatherization; energy-reduction modifications such a	5,940.00	5,940.00					
AQ	42061	Aruba Petroleum, INC.	05/24/2012	1.00:1	3,605.00	721.00	0.00	2,884.00	2,884.00
	POLLUTION PREVENTION	SEP funds will be used to construct, operate, maintain, and potentially expand a network of continuous ambient monitoring stations ("CAMS") that monitor both air toxics and ozone precursors.	2,884.00	2,884.00					
AQ	42433	Exxon Mobil Corporation	05/25/2012	1.00:1	113,958.00	22,791.00	45,584.00	45,583.00	45,583.00
	POLLUTION PREVENTION	SEP funds will be used to supplement existing operation of a network of ambient air monitoring stations that continuously measure and record concentrations of ambient air pollutants.	45,583.00	45,583.00					
AQ	41872	Lyondell Chemical Company	02/25/2012	1.00:1	6,550.00	1,310.00	2,620.00	2,620.00	2,620.00
	POLLUTION PREVENTION	The Respondent shall contribute the SEP offset amount to the Third-Party Recipient named above. The contribution will be to The Sheltering Arms to be used for the Sheltering Arms Weatherization Assistance Program as set forth in the Agreement between the Third-Party Recipient and TCEQ. The SEP offset amount shall be used to perform energy efficiency upgrades on low-income homes in Harris County. Specifically, the SEP offset amount may only be used for: 1) purchase and installation of compact fluorescent light bulbs; 2) the incremental cost of replacement of energy-inefficient fans and refrigerators with energy-efficient models; 3) the incremental cost of replacement of energy-inefficient washers and dryers with energy-efficient models; 4) sheetrock repairs to sustain and protect new attic insulation; 5) floor repairs to prevent air leaks; 6) repairs to patches made to sheetrock during the addition of all new insulation; and 7) other direct costs authorized in advance by TCEQ.	2,620.00	2,620.00					
AQ	41434	Equistar Chemicals, LP	10/02/2011	1.00:1	7,789.00	1,557.00	3,116.00	3,116.00	3,116.00

* There are Multiple Respondent Names associated to this Case No.

Appendix 4: List of SEP's & SEP Projects - FY2012

Single Program

	POLLUTION PREVENTION	The Respondent will contribute to Barbers Hill Independent School District's ("Barbers Hill ISD") Alternative Fueled Vehicle and Equipment Program in Chambers County. The contribution will be used in accordance with the Supplemental Environmental Project Agreement between Barbers Hill ISD and the Texas Commission on Environmental Quality. SEP monies will be used to retire current diesel-powered or gasoline powered vehicles and equipment and replace those vehicles and equipment with alternative-fueled vehicles and equipment; convert current vehicles and equipment to alternative-fueled equipment; or retrofit current gasoline or diesel-powered equipment. Environmental Benefits: Replacement of gasoline and diesel powered lawnmowers, heavy equipment, and vehicles with lower-emission items will reduce air pollution emissions of particulate matter (PM), volatile organic carbon (VOC) compounds, nitrogen oxides (NOx), and other pollutants associated with the combustion of fuel.				3,116.00		3,116.00	
AQ	42936	Huntsman Petrochemical, LLC	06/22/2012	1.00:1	20,545.00	0.00	10,273.00	10,272.00	10,272.00
	POLLUTION PREVENTION	SEP funds will be used by the Third-Party Recipient to purchase equipment (such as automated canister samplers), hardware, software, and licenses to enable the monitoring, and for the cost of operating, maintaining, and periodically upgrading or adding to these air monitoring stations along with ancillary equipment approved by TCEQ. Performing Party shall ensure that the data is validated and sent to TCEQ's Leading Environmental Analysis and Display (LEADS) system. All costs associated with the collection, transfer, and formatting of these data to be compatible with the LEADS system is the responsibility of the Third-Party Recipient.						10,272.00	10,272.00
AQ	42412	INVISTA S.a.r.l.	05/25/2012	1.00:1	36,100.00	7,220.00	14,440.00	14,440.00	14,440.00
	POLLUTION PREVENTION	The contribution will be to Texas PTA for the Clean School Bus Program in Texas Air Quality Control Region as set forth in an agreement between the Third-Party Recipient and the TCEQ.						14,440.00	14,440.00
AQ	41478	Bar Constructors, Inc.	10/02/2011	1.00:1	2,100.00	420.00	840.00	840.00	840.00
	POLLUTION PREVENTION	The Performing Party shall provide reimbursement to schools, school districts, or school bus operators that retrofit, repower, or replace older school buses with newer model year buses or cleaner technology. Retrofitting, in this context, means installing devices to reduce exhaust emissions that are verified or certified by the U.S. Environmental Protection Agency (EPA) or the California Air Resources Board (CARB) as proven retrofit technologies. Repowering, in this context, means replacing older engines with newer, cleaner engines but keeping the same vehicle body. All replacement engines must be certified or verified by the EPA or CARB.						840.00	840.00
AQ	42063	Ascend Performance Materials Operations LLC	06/08/2012	1.00:1	113,629.00	22,725.00	45,452.00	45,452.00	45,452.00
	POLLUTION PREVENTION	The contribution will be used in accordance with the Supplemental Environmental Project Agreement between the Houston-Galveston AERCO and the Texas Commission on Environmental Quality. SEP monies will be used to pay for the cost of replacing older diesel buses with alternative fueled or clean diesel buses.						45,452.00	45,452.00
AQ	41643	E. I. du Pont de Nemours and Company	12/19/2011	1.00:1	9,075.00	0.00	4,538.00	4,537.00	4,537.00

* There are Multiple Respondent Names associated to this Case No.

Appendix 4: List of SEP's & SEP Projects - FY2012

Single Program

	POLLUTION PREVENTION	SEP funds will be used to install or retrofit, operate, maintain, and potentially expand air monitoring stations in Harris County to continuously monitor ambient air for total non-methane hydrocarbons and hazardous air pollutants (HAPs). Specifically, SEP funds will be used to purchase equipment (such as automated canister samplers), hardware, software, and licenses to enable the monitoring.	4,537.00	4,537.00					
AQ	42535	Eastman Chemical Company	06/08/2012	1.00:1	63,300.00	12,660.00	25,320.00	25,320.00	25,320.00
	POLLUTION PREVENTION	The Respondent shall contribute the SEP Offset Amount to the Third-Party Recipient named above. The contribution will be to Texas PTA for the Clean School Bus Program in Texas Air Quality Control Region as set forth in an agreement between the Third-Party Recipient and the TCEQ. Specifically, the contribution will be used to reimburse local school districts for the cost of the following activities to reduce emissions: 1) replacing older diesel buses with alternative fuelled or clean diesel buses; or 2) retrofitting older diesel buses with new, cleaner technology. All dollars contributed will be used solely for the direct cost of the project and no portion will be spent on administrative costs. The SEP will be done in accordance with all federal, state and local environmental laws and regulations	25,320.00	25,320.00					
AQ	42791	Equistar Chemicals, LP	06/22/2012	1.00:1	10,571.00	2,114.00	4,229.00	4,228.00	4,228.00
	POLLUTION PREVENTION	SEP funds will be used to supplement existing operation of a network of ambient air monitoring stations that continuously measure and record concentrations of ambient air pollutants.	4,228.00	4,228.00					
AQ	42448	Equistar Chemicals, LP	06/08/2012	1.00:1	20,000.00	4,000.00	8,000.00	8,000.00	8,000.00
	POLLUTION PREVENTION	SEP funds will be used to supplement existing operation of a network of ambient air monitoring stations that continuously measure and record concentrations of ambient air pollutants. Specifically, SEP Funds will be used to operate, maintain, and potentially expand portions of the existing ambient air quality monitoring network in the Houston area in order to continue to provide information on data quality and trends to the public, TCEQ, and industry representatives.	8,000.00	8,000.00					
AQ	41218	INVISTA S.a.r.l.	09/16/2011	1.00:1	5,625.00	1,125.00	2,250.00	2,250.00	2,250.00
	POLLUTION PREVENTION	The contribution will be used in accordance with the Supplemental Environmental Project Agreement between the Houston-Galveston AERCO and the Texas Commission on Environmental Quality. SEP monies will be used to pay for the cost of replacing older diesel buses with alternative fuelled or clean diesel buses.	2,250.00	2,250.00					
AQ	42993	Enterprise Products Operating LLC	08/26/2012	1.00:1	3,725.00	745.00	1,490.00	1,490.00	1,490.00
	POLLUTION PREVENTION	SEP monies will be used to pay for the cost of replacing older diesel buses with alternative fuelled or clean diesel buses.	1,490.00	1,490.00					
AQ	41607	L. H. Lacy Company, LTD.	12/19/2011	1.00:1	2,100.00	420.00	840.00	840.00	840.00
	POLLUTION PREVENTION	The Performing Party shall provide reimbursement to schools, school districts, or school bus operators that retrofit, repower, or replace older school buses with newer model year buses or cleaner technology. Retrofitting, in this context, means installing devices to reduce exhaust emissions that are verified or certified by the U.S. Environmental Protection Agency (EPA) or the California Air Resources Board (CARB) as proven retrofit technologies. Repowering, in this context, means replacing older engines with newer, cleaner engines but keeping the same vehicle body. All replacement engines must be certified or verified by the EPA or CARB.	840.00	840.00					

* There are Multiple Respondent Names associated to this Case No.

Appendix 4: List of SEP's & SEP Projects - FY2012

Single Program

AQ	41471	NuStar Logistics, L.P.	11/03/2011	1.00:1	6,100.00	1,220.00	2,440.00	2,440.00	2,440.00
		POLLUTION PREVENTION	The contribution will be used in accordance with the Supplemental Environmental Project Agreement between the Houston-Galveston AERCO and the Texas Commission on Environmental Quality. SEP monies will be used to pay for the cost of replacing older diesel buses with alternative fueled or clean diesel buses.				2,440.00	2,440.00	
AQ	42270	Georgia-Pacific Gypsum LLC	03/16/2012	1.00:1	21,450.00	4,290.00	8,580.00	8,580.00	8,580.00
		POLLUTION PREVENTION	The Respondent shall contribute the SEP Offset Amount to the Third-Party Recipient named above. The contribution will be to Texas PTA for the Clean School Bus Program in Texas Air Quality Control Region as set forth in an agreement between the Third-Party Recipient and the TCEQ. Specifically, the contribution will be used to reimburse local school districts for the cost of the following activities to reduce emissions: 1) replacing older diesel buses with alternative fuelled or clean diesel buses; or 2) retrofitting older diesel buses with new, cleaner technology. All dollars contributed will be used solely for the direct cost of the project and no portion will be spent on administrative costs. The SEP will be done in accordance with all federal, state and local environmental laws and regulations				8,580.00	8,580.00	
IHW	43428	BFI Waste Services of Texas, LP	08/12/2012	1.00:1	2,500.00	500.00	1,000.00	1,000.00	1,000.00
		POLLUTION PREVENTION	This SEP will focus on preserving multiple tracts of land comprising approximately 1,000 acres in the riparian corridor east of FM 2978 and west of U.S. 59. The Third-Party Recipient shall use SEP Funds to acquire conservation easements on these tracts to provide permanent protection and stewardship of these lands and waters.				1,000.00	1,000.00	
IHW	42532	ConocoPhillips Company	06/08/2012	1.00:1	37,500.00	7,500.00	15,000.00	15,000.00	15,000.00
		POLLUTION PREVENTION	Project will fuse funds to aid local school districts, area transit agencies, and local governments in need of funding assistance to pay for the cost of the following activities to reduce emissions: 1) replacing older diesel buses with alternative fueled or clean diesel buses; or 2) retrofitting older diesel buses with new cleaner technology. RC&D shall disburse funds to school districts, area transit agencies, or local governments on a needs-rated basis, using non-attainment area status, condition of buses, or economic status of recipient as possible rating factors if competition for funds exists. Minimum Contribution: \$1,500				15,000.00	15,000.00	
IHW	42022	BASF Corporation	03/16/2012	1.00:1	42,750.00	8,550.00	17,100.00	17,100.00	17,100.00
		POLLUTION PREVENTION	The contribution will be used in accordance with the Supplemental Environmental Project Agreement between the Houston-Galveston AERCO and the Texas Commission on Environmental Quality. SEP monies will be used to pay for the cost of replacing older diesel buses with alternative fueled or clean diesel buses.				17,100.00	17,100.00	
IHW	43161	Structural Metals, Inc.	08/05/2012	1.00:1	5,475.00	1,095.00	2,190.00	2,190.00	2,190.00
		POLLUTION PREVENTION	Performing Party shall establish, operate and maintain water quality monitoring stations in streams, lakes, rivers, or other water bodies within one hundred miles of San Marcos, Texas.				2,190.00	2,190.00	
IHW	41461	Structural Metals, Inc.	09/16/2011	1.00:1	5,525.00	1,105.00	2,210.00	2,210.00	2,210.00

* There are Multiple Respondent Names associated to this Case No.

Appendix 4: List of SEP's & SEP Projects - FY2012

Single Program

		POLLUTION PREVENTION	Performing Party shall establish, operate and maintain water quality monitoring stations in streams, lakes, rivers, or other water bodies within one hundred miles of San Marcos, Texas. The stations will consist of ambient water quality monitoring instruments, meteorological instruments, and ancillary equipment. The primary objective of these new monitoring stations is to provide continuous monitoring of area water quality. The information collected will be non-regulatory, and will be used to monitor the quality and safety of Texas surface waters, and to assess the state of the environment with real-time or near real-time monitoring data. SEP monies will be used to pay for the instrumentation, installation, and maintenance and/or operation of the instrumentation, data validation, software license, and web server costs.					2,210.00	2,210.00
IHW	42574	Triumph Structures - East Texas, Inc.	04/23/2012	1.00:1	10,470.00	2,094.00	4,188.00	4,188.00	4,188.00
		POLLUTION PREVENTION	Project will fuse funds to aid local school districts, area transit agencies, and local governments in need of funding assistance to pay for the cost of the following activities to reduce emissions: 1) replacing older diesel buses with alternative fueled or clean diesel buses; or 2) retrofitting older diesel buses with new cleaner technology. RC&D shall disburse funds to school districts, area transit agencies, or local governments on a needs-rated basis, using non-attainment area status, condition of buses, or economic status of recipient as possible rating factors if competition for funds exists. Minimum Contribution: \$1,500					4,188.00	4,188.00
MSW	42250	City Of Levelland	05/12/2012	1.00:1	2,950.00	590.00	0.00	2,360.00	2,360.00
		POLLUTION PREVENTION	Abandoned Tire Clean-Up.					2,360.00	2,360.00
MSW	43040	Greenstar Mid-America, LLC	07/15/2012	1.00:1	1,650.00	330.00	660.00	660.00	660.00
		POLLUTION PREVENTION	The Third-Party recipient shall install additional water quality monitoring sites to complement and enhance the existing San Antonio River Basin Monitoring Network (SARBMN) along the San Antonio River in Bexar, Wilson, Karnes, and Goliad counties. The Third-Party recipient may also use SEP funds to pay for the continued operation and maintenance of existing SARBMN sites.					660.00	660.00
PST	42649	Harris County	06/07/2012	1.00:1	3,400.00	680.00	0.00	2,720.00	2,720.00
		POLLUTION PREVENTION	Respondent shall contribute the SEP Offset Amount to the Third-Party Recipient named above. The contribution will be to the Bayou Land Conservancy for the Spring Creek Greenway Project. The contribution will be used in accordance with the Supplemental Environmental Project Agreement between the Third-Party Recipient and the TCEQ (the "Project"). Specifically, this SEP will focus on preserving multiple tracts of land comprising approximately 1,000 acres in the riparian corridor east of FM 2978 and west of U.S. 59. The Third-Party Recipient shall use SEP Funds to acquire conservation easements on these tracts to provide permanent protection and stewardship of these lands and waters. The Third-Party Recipient shall also use SEP Funds to conduct restoration work, including tree plantings, on these tracts, as needed. All property acquired in whole or in part with SEP Funds must be preserved in perpetuity through a conservation easement that complies with Subchapter A, Chapter 183, Texas Na					2,720.00	2,720.00
PST	42765	DCJR Enterprises, Inc.	06/17/2012	1.00:1	4,000.00	800.00	1,600.00	1,600.00	1,600.00

* There are Multiple Respondent Names associated to this Case No.

Appendix 4: List of SEP's & SEP Projects - FY2012

Single Program

	POLLUTION PREVENTION	The Respondent shall contribute the SEP Offset Amount to the Third-Party Recipient named above. The contribution will be to the City of Portland for the Violet Andrews Park Erosion Control and Habitat Restoration SEP. The contribution will be used in accordance with the Supplemental Environmental Project between the Third-Party Recipient and the TCEQ (the "Project"). Specifically, the SEP Offset Amount will be used for habitat restoration and erosion control in Violet Andrews Park. This SEP will restore native vegetation in strategic areas that are denuded within the park site which will reduce erosion and sedimentation, and enhance and restore native habitat for numerous bird species protected under the Migratory Bird Treaty Act.	1,600.00	1,600.00					
PST	43574	Limestone County	08/26/2012	1.00:1	6,000.00	1,200.00	0.00	4,800.00	4,800.00
	POLLUTION PREVENTION	RC&D will coordinate with local city and county government officials to clean-up sites where tires have been disposed of illegally. Contributions will be used to clean up illegal tire sites. Eligible sites will be limited to areas where a responsible party can not be identified and where there is no preexisting obligation to clean up the site by the owner or government.	4,800.00	4,800.00					
PST	42210	Austin Mac Haik Ford Lincoln LTD	06/07/2012	1.00:1	2,379.00	475.00	952.00	952.00	952.00
	POLLUTION PREVENTION	Respondent shall contribute the SEP offset amount to the Third-Party Recipient named above. The contribution will be to the Austin Parks Foundation for the Restoration and Rehabilitation of the Barton Springs Pool Bypass Tunnel. The contribution will be used in accordance with the Supplemental Environmental Project Agreement between the Third-Party Recipient and the TCEQ (the "Project"). The deteriorated condition of the Barton Springs Pool Bypass tunnel results in a significant increase of pollutants from urban runoff into the pool. Specifically, this SEP will restore and rehabilitate the Barton Springs Pool bypass tunnel inlet grate and outlet valve by providing funds for the engineering design, materials and construction activities to repair the tunnel.	952.00	952.00					
PST	39658	Thomas Petroleum, LLC	11/03/2011	1.00:1	84,004.00	0.00	42,002.00	42,002.00	42,002.00
	POLLUTION REDUCTION	Respondent shall contribute the SEP Offset Amount to the Third-Party Recipient named above. The contribution will be to Jefferson County for the Cheek Community First Time Sewer Service for Low-Income Home Owners. The contribution will be used in accordance with the Supplemental Environmental Project between the Third-Party Recipient and the TCEQ (the "Project"). Specifically, the SEP Offset Amount will be used to provide first time sewer service for approximately 81 Low-Income residential customers in the Candlelight and Martel Subdivisions (Cheek Community) located in the western area of Jefferson County. This area has open sewage pits or poorly maintained septic systems which are a hazard to human health and the environment.	42,002.00	42,002.00					
PST	42472	City of Garland	05/24/2012	1.00:1	4,875.00	975.00	0.00	3,900.00	3,900.00
	POLLUTION PREVENTION	SEP funds will be used to construct, operate, maintain, and potentially expand a network of continuous ambient monitoring stations ("CAMS") that monitor both air toxics and ozone precursors.	3,900.00	3,900.00					
PST	41849	ANMOL & ASSOCIATES INC	03/18/2012	1.00:1	2,250.00	450.00	900.00	900.00	900.00

* There are Multiple Respondent Names associated to this Case No.

Appendix 4: List of SEP's & SEP Projects - FY2012

Single Program

	POLLUTION PREVENTION	The contribution will be to Caddo Lake Institute (CLI) for the Caddo Lake Watershed Enhanced Monitoring Program to be used as set forth in an agreement between the Third-Party Recipient and the TCEQ. Specifically, SEP funds will be used for increased water quality monitoring and contaminant sampling for use in evaluating risks to water in Caddo Lake and other water bodies in the Cypress Creek basin, comprising the Caddo Lake watershed. This project will supplement and enhance existing monitoring and contaminant sampling within the Cypress Creek basin. Depending upon the amount of funding available, SEP funds may be used to increase the frequency of samples taken and analyzed from existing monitoring sites, expand the types of monitoring done for existing sites, fund monitoring at other locations, or fund other types of environmental sampling for contaminants that enter waters of the State.	900.00	900.00					
PST	42534	City of Arlington	08/05/2012	1.00:1	6,100.00	1,220.00	0.00	4,880.00	4,880.00
	POLLUTION PREVENTION	SEP funds will be used to construct, operate, maintain, and potentially expand a network of continuous ambient monitoring stations ("CAMS") that monitor both air toxics and ozone precursors.						4,880.00	4,880.00
PST	42527	Quick AI, Inc.	06/15/2012	1.00:1	2,550.00	0.00	1,275.00	1,275.00	1,275.00
	POLLUTION PREVENTION	Respondent shall contribute the SEP Offset Amount to the Third-Party Recipient named above. The contribution will be to the Texas Association of Resource Conservation & Development Areas, Inc. ("RC&D") for the Water and Wastewater Treatment Assistance project.						1,275.00	1,275.00
PST	42556	BFI Waste Services of Texas, LP	05/12/2012	1.00:1	4,738.00	947.00	1,896.00	1,895.00	1,895.00
	POLLUTION PREVENTION	Trash Bash is an annual event that entails the use of volunteers to clean up trash and pollutants from Galveston Bay and waterways in the San Jacinto watershed. The project has resulted in the removal of an average of 141.7 tons of trash and 729 abandoned tires annually from these waterways. SEP monies will pay for materials, supplies, disposal costs and transportation costs directly associated with the clean up of trash.						1,895.00	1,895.00
PWS	39336	City of Alpine	11/03/2011	1.00:1	7,270.00	0.00	0.00	7,270.00	7,270.00
	POLLUTION REDUCTION	Respondent shall contribute the SEP Offset Amount to the Third-Party Recipient named above. The contribution will be to the Trans-Pecos Water & Land Trust for the Trans-Pecos Water Rights Acquisition Project.						7,270.00	7,270.00
PWS	41591	Village Farms, L.P.	11/18/2011	1.00:1	4,807.00	0.00	2,404.00	2,403.00	2,403.00
	POLLUTION PREVENTION	he contribution will be to the Trans-Pecos Water & Land Trust for the Trans-Pecos Water Rights Acquisition Project. The contribution will be used in accordance with the Supplemental Environmental Project between the Third-Party Recipient and the TCEQ (the "Project"). Specifically, the SEP Offset Amount will be used to acquire, by lease or purchase, surface water rights from various owners of existing water rights in the Rio Grande River Basin in Texas. Within 30 days after water rights are acquired, Third-Party Recipient shall then apply to TCEQ to administratively amend the water rights permit or certificate of adjudication (collectively referred to as "permit") pursuant to Water Code, Section 11.0237. If water rights are purchased, Third-Party Recipient shall change the use exclusively to instream flows dedicated to environmental needs. If the water rights are leased, Third-Party Recipient shall either change the use exclusively to or add a use for instream flows dedicated to environmental needs.						2,403.00	2,403.00
PWS	41602	Copperas Cove MHC, LLC	11/03/2011	1.00:1	1,732.00	0.00	866.00	866.00	866.00

* There are Multiple Respondent Names associated to this Case No.

Appendix 4: List of SEP's & SEP Projects - FY2012

Single Program

		POLLUTION PREVENTION	The contribution will be to the Travis Audubon Society, Inc. for the Baker Sanctuary Fence Project Phase III. The contribution will be used in accordance with the Supplemental Environmental Project between the Third-Party Recipient and the TCEQ (the "Project"). Specifically, the SEP Offset Amount will be used to install an eight-foot tall game fence along 1,900 feet of the northern end of the Baker Sanctuary in order to prevent erosion and habitat destruction from the deer. The Third-Party Recipient owns the Baker Sanctuary; a 690 acre habitat preserve located in northwest Travis County for state and federally endangered Golden-cheeked Warbler and other wildlife.				866.00	866.00	
PWS	41610	University of Texas of the Permian Basin	12/19/2011	1.00:1	913.00	0.00	0.00	913.00	913.00
		POLLUTION PREVENTION	The contribution will be to the Travis Audubon Society, Inc. for the Baker Sanctuary Fence Project Phase III. The contribution will be used in accordance with the Supplemental Environmental Project between the Third-Party Recipient and the TCEQ (the "Project"). Specifically, the SEP Offset Amount will be used to install an eight-foot tall game fence along 1,900 feet of the northern end of the Baker Sanctuary in order to prevent erosion and habitat destruction from the deer. The Third-Party Recipient owns the Baker Sanctuary; a 690 acre habitat preserve located in northwest Travis County for state and federally endangered Golden-cheeked Warbler and other wildlife.				913.00	913.00	
WQ	41280	Zapata County	10/02/2011	1.00:1	13,200.00	2,640.00	0.00	10,560.00	10,560.00
		POLLUTION REDUCTION	Respondent shall hold two one-day events for the collection, recycling, and proper disposal of used tires (the "Project"). The events will be advertised in the local newspaper of largest circulation and will include the required enforcement statement as stated in Section 6, Publicity, below. Citizens will be invited to drop off tires free of charge at a location convenient to local citizens located at the Zapata County Waterworks Maintenance Yard, 451 FM 496, Zapata, Texas, and at the collection site at San Ygnacio Landfill, (RN102327574), N US Highway 83, San Ygnacio, Texas 78067. Labor shall be provided by the Respondent at no cost to the SEP. Respondent shall provide the necessary equipment to collect tires. The SEP Offset Amount will be used for the cost of a licensed contractor to transport and properly dispose of collected tires, for directional signs at the drop off locations, and for the cost of publication of the events.				10,560.00	10,560.00	
WQ	41208	ExxonMobil Oil Corporation	09/16/2011	1.00:1	23,900.00	4,780.00	9,560.00	9,560.00	9,560.00
		POLLUTION PREVENTION	Project will repair or replace failing water systems or on-site wastewater systems for low-income homeowners. SEP funds will be used to pay for the labor and material costs related to repairing or replacing the failing systems. The recipients will not be charged for the cost of replacing or repairing the failing system. Benefit: Protect water sources for drinking, recreation and wildlife from contamination from the failing treatment systems; protect public health from contaminated drinking water supplies. Eligible Counties: Statewide				9,560.00	9,560.00	
WQ	41134	City of La Joya	12/19/2011	1.00:1	16,700.00	3,340.00	0.00	13,360.00	13,360.00

* There are Multiple Respondent Names associated to this Case No.

Appendix 4: List of SEP's & SEP Projects - FY2012

Single Program

	POLLUTION REDUCTION	Respondent shall hold three (3) one-day events for the collection, recycling, and proper disposal of used tires (the "Project"). The events shall be advertised in the local newspaper of largest circulation and shall include the required enforcement statement as stated in Section 6, Publicity, below. Citizens will be invited to drop off tires free of charge at a location convenient to local citizens located at the corner of Military Road and Garza Avenue in La Joya, Texas. Labor shall be provided by the Respondent at no cost to the SEP. Respondent shall provide the necessary equipment to collect tires. The SEP Offset Amount shall be used for the cost of a licensed contractor to pick up and transport the tires to the Hidalgo County Landfill (Permit No. 1727; RN102003597), a proper disposal facility, located on Military Road off of Farm to Market Road 1427. The contractor will take the recyclable tires directly to an authorized tire recycling facility and provide proof of delivery to the City of La Joya. The SEP Offset Amount shall also be used for directional signs at the drop off locations, and for the cost of publication of the events.					13,360.00	13,360.00	
WQ	41083	City of Jacksonville	01/27/2012	1.00:1	43,702.00	8,740.00	0.00	34,962.00	34,962.00
	POLLUTION REDUCTION	Respondent shall hold three (3) one-day events for collecting tires, batteries, used furniture, appliances without Freon, plastic, electronic waste (e-Waste), brush, paper, and metal. Respondent shall offer five supervised drop-off collection sites where the public can drop off materials for disposal or recycling at no cost to the citizens. These collections sites will be located at 903 Peebles Street, 507 Highway 175, 924 Larissa, 728 E. Rusk, and 1108 S. Jackson. The disposal facility will be Royal Oaks Landfill (RN101927010; Permit No. 1614A) located at 608 County Road 4102, Jacksonville, Texas 75766. The events will be advertised in a local newspaper to increase public awareness of and participation in the events and will include the required enforcement statement described in Section 6. Publicity, below.						34,962.00	34,962.00
WQ	43109	City of Royse City	08/17/2012	1.00:1	6,000.00	0.00	0.00	6,000.00	6,000.00
	POLLUTION PREVENTION	Project will repair or replace failing water systems or on-site wastewater systems for low-income homeowners.						6,000.00	6,000.00
WQ	41385	City of Calvert	10/17/2011	1.00:1	6,464.00	0.00	0.00	6,464.00	6,464.00
	POLLUTION REDUCTION	Respondent shall hold a three-day event for the collection, recycling, or proper disposal of tires and residential electronic waste ("E-waste") consisting of computers and televisions. Respondent shall offer a designated drop-off location at Old City Yard, Hanna Street, Calvert, Texas, where the public can drop off materials for disposal or recycling at no cost to the citizens. The event will be advertised in a local newspaper to increase public awareness of and participation in the event. Respondent shall collect, transport, dispose of, or recycle the collected materials at Brazos Valley Solid Waste Management Agency (Permit No. 1444C, RN100830090), 7600 Rock Prairie Road, College Station, Texas. The SEP Offset Amount will be used for the cost of a licensed contractor to transport and properly dispose of or recycle collected tires and E-waste, for directional signs at the drop off location(s), and for the cost of publication of the event. Labor shall be provided by the Respondent at no cost to the SEP.						6,464.00	6,464.00
WQ	41453	City of Orange	08/17/2012	1.00:1	98,350.00	0.00	0.00	98,350.00	98,350.00
	POLLUTION PREVENTION	Respondent shall upgrade the infrastructure at the Jackson Street Wastewater Treatment Plant ("WWTP") by replacing the ultra-violet ("UV") disinfection equipment, modifying the effluent channel, and replacing the effluent flow meter.						98,350.00	98,350.00
WQ	41423	City of Tatum	09/16/2011	1.00:1	11,120.00	2,224.00	0.00	8,896.00	8,896.00

* There are Multiple Respondent Names associated to this Case No.

Appendix 4: List of SEP's & SEP Projects - FY2012

Single Program

	POLLUTION PREVENTION	The contribution will be to Caddo Lake Institute (CLI) for the Caddo Lake Watershed Enhanced Monitoring Program to be used as set forth in an agreement between the Third-Party Recipient and the TCEQ. Specifically, SEP funds will be used for increased water quality monitoring and contaminant sampling for use in evaluating risks to water in Caddo Lake and other water bodies in the Cypress Creek basin, comprising the Caddo Lake watershed. This project will supplement and enhance existing monitoring and contaminant sampling within the Cypress Creek basin. Depending upon the amount of funding available, SEP funds may be used to increase the frequency of samples taken and analyzed from existing monitoring sites, expand the types of monitoring done for existing sites, fund monitoring at other locations, or fund other types of environmental sampling for contaminants that enter waters of the State.					8,896.00	8,896.00	
WQ	42890	San Antonio Water System	06/17/2012	1.00:1	4,100.00	820.00	0.00	3,280.00	3,280.00
	POLLUTION PREVENTION	Performing Party shall establish, operate and maintain water quality monitoring stations in streams, lakes, rivers, or other water bodies within one hundred miles of San Marcos, Texas. The stations will consist of ambient water quality monitoring instruments, meteorological instruments, and ancillary equipment. The primary objective of these new monitoring stations is to provide continuous monitoring of area water quality. The information collected will be non-regulatory, and will be used to monitor the quality and safety of Texas surface waters, and to assess the state of the environment with real-time or near real-time monitoring data. SEP monies will be used to pay for the instrumentation, installation, and maintenance and/or operation of the instrumentation, data validation, software license, and web server costs.						3,280.00	3,280.00
WQ	41452	City Of Lexington	10/02/2011	1.00:1	6,670.00	1,334.00	0.00	5,336.00	5,336.00
	POLLUTION PREVENTION	Performing Party shall establish, operate and maintain water quality monitoring stations in streams, lakes, rivers, or other water bodies within one hundred miles of San Marcos, Texas. The stations will consist of ambient water quality monitoring instruments, meteorological instruments, and ancillary equipment. The primary objective of these new monitoring stations is to provide continuous monitoring of area water quality. The information collected will be non-regulatory, and will be used to monitor the quality and safety of Texas surface waters, and to assess the state of the environment with real-time or near real-time monitoring data. SEP monies will be used to pay for the instrumentation, installation, and maintenance and/or operation of the instrumentation, data validation, software license, and web server costs.						5,336.00	5,336.00
WQ	41251	City of San Marcos	09/16/2011	1.00:1	4,000.00	800.00	0.00	3,200.00	3,200.00
	POLLUTION PREVENTION	Performing Party shall establish, operate and maintain water quality monitoring stations in streams, lakes, rivers, or other water bodies within one hundred miles of San Marcos, Texas. The stations will consist of ambient water quality monitoring instruments, meteorological instruments, and ancillary equipment. The primary objective of these new monitoring stations is to provide continuous monitoring of area water quality. The information collected will be non-regulatory, and will be used to monitor the quality and safety of Texas surface waters, and to assess the state of the environment with real-time or near real-time monitoring data. SEP monies will be used to pay for the instrumentation, installation, and maintenance and/or operation of the instrumentation, data validation, software license, and web server costs.						3,200.00	3,200.00
WQ	42879	City of Austin	06/08/2012	1.00:1	13,050.00	0.00	0.00	13,050.00	13,050.00

* There are Multiple Respondent Names associated to this Case No.

Appendix 4: List of SEP's & SEP Projects - FY2012

Single Program

	POLLUTION PREVENTION	Respondent shall contribute the SEP offset amount to the Third-Party Recipient named above. The contribution will be to the Austin Parks Foundation for the Restoration and Rehabilitation of the Barton Springs Pool Bypass Tunnel. The contribution will be used in accordance with the Supplemental Environmental Project Agreement between the Third-Party Recipient and the TCEQ (the "Project"). The deteriorated condition of the Barton Springs Pool Bypass tunnel results in a significant increase of pollutants from urban runoff into the pool. Specifically, this SEP will restore and rehabilitate the Barton Springs Pool bypass tunnel inlet grate and outlet valve by providing funds for the engineering design, materials and construction activities to repair the tunnel.	13,050.00	13,050.00					
WQ	41091	Texas Parks and Wildlife Department	10/02/2011	1.00:1	1,380.00	276.00	0.00	1,104.00	1,104.00
	ENVIRONMENTAL RESTORATION	Respondent shall perform an erosion control project along the shore of Lake Abilene in Taylor County, Texas, to reduce siltation in the Fort Phantom Lake Watershed (the "Project"). The bank of Lake Abilene has eroded approximately seven feet within the past five years. The Project will consist of the installation of slope protection to eliminate ongoing erosion of Lake Abilene's shoreline. Slope stabilization will be addressed by the installation of R-Rap walls (also referred to as Bag Wall installation). The R-Rap wall installation will begin at N32°14'00.5" W99°53'41.4" and will continue 140 yards west to N32°14'01.7" W99°53'43.9". The SEP Offset Amount will be used to purchase R-Rap materials. No SEP Offset Amount may be used to pay labor costs for Park Rangers that will provide the labor for the Project during normal working hours.	1,104.00	1,104.00					
WQ	42023	City of Madisonville	02/05/2012	1.00:1	7,860.00	1,572.00	0.00	6,288.00	6,288.00
	POLLUTION PREVENTION	Respondent shall contribute the SEP offset amount to the Third-Party Recipient named above. The contribution will be to the Austin Parks Foundation for the Restoration and Rehabilitation of the Barton Springs Pool Bypass Tunnel. The contribution will be used in accordance with the Supplemental Environmental Project Agreement between the Third-Party Recipient and the TCEQ (the "Project"). The deteriorated condition of the Barton Springs Pool Bypass tunnel results in a significant increase of pollutants from urban runoff into the pool. Specifically, this SEP will restore and rehabilitate the Barton Springs Pool bypass tunnel inlet grate and outlet valve by providing funds for the engineering design, materials and construction activities to repair the tunnel.	6,288.00	6,288.00					
WQ	42457	City of Fort Worth	02/18/2012	1.00:1	10,000.00	0.00	0.00	10,000.00	10,000.00
	POLLUTION PREVENTION	The contribution will be to Caddo Lake Institute (CLI) for the Caddo Lake Watershed Enhanced Monitoring Program to be used as set forth in an agreement between the Third-Party Recipient and the TCEQ. Specifically, SEP funds will be used for increased water quality monitoring and contaminant sampling for use in evaluating risks to water in Caddo Lake and other water bodies in the Cypress Creek basin, comprising the Caddo Lake watershed. This project will supplement and enhance existing monitoring and contaminant sampling within the Cypress Creek basin. Depending upon the amount of funding available, SEP funds may be used to increase the frequency of samples taken and analyzed from existing monitoring sites, expand the types of monitoring done for existing sites, fund monitoring at other locations, or fund other types of environmental sampling for contaminants that enter waters of the State.	10,000.00	10,000.00					
WQ	41916	City of Commerce	02/05/2012	1.00:1	38,800.00	0.00	0.00	38,800.00	38,800.00
	CLEAN UP	Respondent shall remove and properly dispose of asbestos from two structures located at the City Park that the Respondent has deemed to be unsafe.	38,800.00	38,800.00					

* There are Multiple Respondent Names associated to this Case No.

Appendix 4: List of SEP's & SEP Projects - FY2012

Single Program

WQ	40477	City of Carrollton	01/27/2012	1.00:1	23,600.00	0.00	0.00	23,600.00	23,600.00
		POLLUTION PREVENTION	Respondent shall install a half-pipe with extended net ("capture gate") to capture and to prevent the solids from entering into Josey Lake at coordinates 32.973233,-96.891731					23,600.00	23,600.00
WQ	42180	WHITEHEAD, IAN L *	04/08/2012	1.00:1	7,200.00	1,440.00	2,880.00	2,880.00	2,880.00
		POLLUTION PREVENTION	Performing Party shall establish, operate and maintain water quality monitoring stations in streams, lakes, rivers, or other water bodies within one hundred miles of San Marcos, Texas. The stations will consist of ambient water quality monitoring instruments, meteorological instruments, and ancillary equipment. The primary objective of these new monitoring stations is to provide continuous monitoring of area water quality. The information collected will be non-regulatory, and will be used to monitor the quality and safety of Texas surface waters, and to assess the state of the environment with real-time or near real-time monitoring data. SEP monies will be used to pay for the instrumentation, installation, and maintenance and/or operation of the instrumentation, data validation, software license, and web server costs.					2,880.00	2,880.00
WQ	42045	City of Hubbard	02/05/2012	1.00:1	20,400.00	0.00	0.00	20,400.00	20,400.00
		POLLUTION PREVENTION	Respondent shall contribute the SEP offset amount to the Third-Party Recipient named above. The contribution will be to the Austin Parks Foundation for the Restoration and Rehabilitation of the Barton Springs Pool Bypass Tunnel. The contribution will be used in accordance with the Supplemental Environmental Project Agreement between the Third-Party Recipient and the TCEQ (the "Project"). The deteriorated condition of the Barton Springs Pool Bypass tunnel results in a significant increase of pollutants from urban runoff into the pool. Specifically, this SEP will restore and rehabilitate the Barton Springs Pool bypass tunnel inlet grate and outlet valve by providing funds for the engineering design, materials and construction activities to repair the tunnel.					20,400.00	20,400.00
WQ	41287	Forestar (USA) Real Estate Group Inc.	09/16/2011	1.00:1	7,500.00	1,500.00	3,000.00	3,000.00	3,000.00
		POLLUTION PREVENTION	The Bunny Run Preserve is a 37-acre tract of land on the south side of the Colorado River just west of the Loop 360 Bridge in Travis County. The land was donated to The Hill Country Conservancy with the stipulation that the land be used in perpetuity as a wild bird preserve. Performing Party shall use SEP Funds to purchase native plants, seeds, and equipment in order to restore the native habitat of the preserve as more fully described below. Performing Party shall also use SEP Funds for labor, material and equipment costs directly associated with the clearance of brush from the small stream to revitalize the natural wetlands on the property. Environmental Benefit: provide a discernible environmental benefit by restoring the native habitat of the preserve, which is located in a highly urban environment.					3,000.00	3,000.00
WQ	41137	Clean Harbors Deer Park, L.P.	10/17/2011	1.00:1	23,900.00	4,780.00	9,560.00	9,560.00	9,560.00

* There are Multiple Respondent Names associated to this Case No.

Appendix 4: List of SEP's & SEP Projects - FY2012

Single Program

	POLLUTION PREVENTION	Contributions will be used to pay for labor and materials costs associated with implementing the Marsh Mania Project, which include restoring shoreline elevations, growing plants for shoreline restoration, and planting new habitat. Historic subsidence and erosion have resulted in shoreline elevations which are too low to support vegetation. This project will seek to raise elevations by scraping and terracing. Scraping involves the use of earthmoving equipment to grade an eroded, bluff-like shoreline so that it slopes gradually towards the water resulting in the ability of plant growth. Terracing uses earthmoving equipment to create small levees by burrowing and stacking sediment in shallow water.	9,560.00	9,560.00					
WQ	41857	Trinity Bay Conservation District	01/27/2012	1.00:1	20,925.00	4,185.00	0.00	16,740.00	16,740.00
	POLLUTION PREVENTION	Contributions will be used to pay for labor and materials costs associated with implementing the Marsh Mania Project, which include restoring shoreline elevations, growing plants for shoreline restoration, and planting new habitat. Historic subsidence and erosion have resulted in shoreline elevations which are too low to support vegetation. This project will seek to raise elevations by scraping and terracing. Scraping involves the use of earthmoving equipment to grade an eroded, bluff-like shoreline so that it slopes gradually towards the water resulting in the ability of plant growth. Terracing uses earthmoving equipment to create small levees by burrowing and stacking sediment in shallow water.	16,740.00	16,740.00					
WQ	41336	West Wise Special Utility District	10/02/2011	1.00:1	4,200.00	840.00	0.00	3,360.00	3,360.00
	POLLUTION PREVENTION	The contribution will be to Caddo Lake Institute (CLI) for the Caddo Lake Watershed Enhanced Monitoring Program to be used as set forth in an agreement between the Third-Party Recipient and the TCEQ. Specifically, SEP funds will be used for increased water quality monitoring and contaminant sampling for use in evaluating risks to water in Caddo Lake and other water bodies in the Cypress Creek basin, comprising the Caddo Lake watershed. This project will supplement and enhance existing monitoring and contaminant sampling within the Cypress Creek basin. Depending upon the amount of funding available, SEP funds may be used to increase the frequency of samples taken and analyzed from existing monitoring sites, expand the types of monitoring done for existing sites, fund monitoring at other locations, or fund other types of environmental sampling for contaminants that enter waters of the State.	3,360.00	3,360.00					
WQ	41807	JARRELL INDEPENDENT SCHOOL DISTRICT	12/19/2011	1.00:1	6,930.00	1,386.00	0.00	5,544.00	5,544.00
	POLLUTION PREVENTION	Performing Party shall use SEP funds for the following activities for the Barton Springs Bypass Tunnel Repair: Engineering design, materials and construction activities to replace the bypass tunnel inlet grate; and engineering design, materials and construction activities of the bypass tunnel outlet gate/valve ("valve"). For the second phase of the project, the Performing Party shall replace the tunnel inlet grate with a bar or grate pattern that optimizes passage of debris to allow the full capacity of the tunnel to be utilized.	5,544.00	5,544.00					
WQ	43572	PL Propylene LLC	08/27/2012	1.00:1	18,000.00	3,600.00	7,200.00	7,200.00	7,200.00
	POLLUTION PREVENTION	The Project will restore the native wildlife habitat at the Arboretum which is located in a highly urban area. The restored forest will enhance water quality by serving as a filter for nutrients and other heavy metals thereby reducing the amount of pollutants reaching Buffalo Bayou.	7,200.00	7,200.00					
WQ	42627	San Antonio Water System	04/08/2012	1.00:1	1,500.00	300.00	0.00	1,200.00	1,200.00

* There are Multiple Respondent Names associated to this Case No.

Appendix 4: List of SEP's & SEP Projects - FY2012

Single Program

	POLLUTION PREVENTION	Project will repair or replace failing water systems or on-site wastewater systems for low-income homeowners. SEP funds will be used to pay for the labor and material costs related to repairing or replacing the failing systems. The recipients will not be charged for the cost of replacing or repairing the failing system. Benefit: Protect water sources for drinking, recreation and wildlife from contamination from the failing treatment systems; protect public health from contaminated drinking water supplies. Eligible Counties: Statewide Minimum Contribution: \$2,000					1,200.00	1,200.00	
WQ	42271	City of Cotulla	06/22/2012	1.00:1	7,680.00	1,536.00	0.00	6,144.00	6,144.00
		POLLUTION REDUCTION	Self-Administered					6,144.00	6,144.00
WQ	41191	Gulf Copper & Manufacturing Corporation	01/27/2012	1.00:1	11,426.00	2,285.00	4,571.00	4,570.00	4,570.00
		POLLUTION PREVENTION	Contributions will be used to pay for labor and materials costs associated with implementing the Marsh Mania Project, which include restoring shoreline elevations, growing plants for shoreline restoration, and planting new habitat. Historic subsidence and erosion have resulted in shoreline elevations which are too low to support vegetation. This project will seek to raise elevations by scraping and terracing. Scraping involves the use of earthmoving equipment to grade an eroded, bluff-like shoreline so that it slopes gradually towards the water resulting in the ability of plant growth. Terracing uses earthmoving equipment to create small levees by burrowing and stacking sediment in shallow water.					4,570.00	4,570.00
WQ	40725	Zapata County	12/19/2011	1.00:1	74,860.00	0.00	0.00	74,860.00	74,860.00
		POLLUTION REDUCTION	Respondent shall install water lines and provide first-time water service to approximately five low-income residences located in the Falcon Rural Water Supply Corporation area on Pedernales Road in Zapata County (the "Project"). The Project will begin at the intersection of Highway 83 and Pedernales Road and proceed east for 5 miles on Pedernales Road. The SEP Offset Amount will be used to purchase materials, supplies, and equipment necessary to complete the Project and for the testing and service connection fees for each of the residences. Zapata County will provide, at its own cost, the construction labor. Falcon Rural Water Supply Corporation is not under an enforcement action, and the proposed water line is not within the Zapata County Waterworks CCN.					74,860.00	74,860.00
WQ	40551	City of Tyler	03/16/2012	1.00:1	41,400.00	0.00	0.00	41,400.00	41,400.00
		POLLUTION PREVENTION	The SEP Offset Amount will be used to repair the leakage/seepage occurring at the diversion conduit outlet at the dam. The SEP Offset Amount will be used for the costs of construction, but not limited to, including materials and equipment, dewatering process and inspection fees relative to the construction portion of the Project. No SEP Offset Amount will be used for labor engineering, or design phases of the Project.					41,400.00	41,400.00
Count of Single Program Orders:		142	Total:		5,234,853.00	568,019.00	2,116,259.00	,550,575.00	,550,575.00

* There are Multiple Respondent Names associated to this Case No.

Appendix 4: List of SEP's & SEP Projects - FY2012

Multi-Media Program

Date Range Selected : 09/01/2011 - 08/31/2012

PGM	Case No.	Respondent Name	Effective Date	Ratio	Assessed Amt	Deferred Amt	Payable Amt	SEP Cost	SEP Offset
MM	42641	Exterran Energy Solutions LP	08/27/2012	1.00:1	21,241.00	4,248.00	8,497.00	8,496.00	8,496.00
		POLLUTION PREVENTION	The Project will restore the native wildlife habitat at the Arboretum which is located in a highly urban area.					8,496.00	8,496.00
MM	41721	City of Edinburg	08/02/2012	1.00:1	12,000.00	2,400.00	0.00	9,600.00	9,600.00
		ENVIRONMENTAL RESTORATION	Respondent shall install concrete rip-rap material along the eroded embankments of the two large ponds of the wetland area at the World Birding Center located at 714 South Raul Longoria Road, Edinburg, Texas					9,600.00	9,600.00
MM	41260	Effective Environmental, Inc.	08/17/2012	1.00:1	16,375.00	0.00	8,188.00	8,187.00	8,187.00
		POLLUTION PREVENTION	Respondent shall contribute to the Texas Association of Resource Conservation & Development Areas, Inc. ("RC&D") for the Water or Wastewater Treatment Assistance program.					8,187.00	8,187.00
MM	41224	Hunt County	12/19/2011	1.00:1	10,000.00	0.00	0.00	10,000.00	10,000.00
		POLLUTION PREVENTION	The contribution will be to Caddo Lake Institute (CLI) for the Caddo Lake Watershed Enhanced Monitoring Program to be used as set forth in an agreement between the Third-Party Recipient and the TCEQ. Specifically, SEP funds will be used for increased water quality monitoring and contaminant sampling for use in evaluating risks to water in Caddo Lake and other water bodies in the Cypress Creek basin, comprising the Caddo Lake watershed. This project will supplement and enhance existing monitoring and contaminant sampling within the Cypress Creek basin. Depending upon the amount of funding available, SEP funds may be used to increase the frequency of samples taken and analyzed from existing monitoring sites, expand the types of monitoring done for existing sites, fund monitoring at other locations, or fund other types of environmental sampling for contaminants that enter waters of the State.					10,000.00	10,000.00
Count of Multi-Media Program Orders: 4		Total:	59,616.00		6,648.00	16,685.00	36,283.00	36,283.00	
Grand Total Count of Orders: 146		Grand Total:	5,294,469.00		574,667.00	2,132,944.00	2,586,858.00	2,586,858.00	

* There are Multiple Respondent Names associated to this Case No.

Appendix 5: List of Administrative Orders Issued FY2011

Singles Programs

Date Range Selected : 09/01/2010 - 08/31/2011

PGM	Case No.	Respondent Name	Docket#	County	Order Date	Penalty Assessed	Penalty Deferred	Payable Amount	SEP Offset
AQ	38061	Titan Gunite, LLC	2009-1202-AIR-E	HARRIS	9/10/2010	\$6,120	\$0	\$6,120	\$0
AQ	37647	HUYNH, THANG	2009-0738-AIR-E	LIMESTONE	9/26/2010	\$1,120	\$224	\$896	\$0
AQ	39493	DCP Midstream, LP	2010-0587-AIR-E	ANDREWS	9/26/2010	\$3,550	\$710	\$1,420	\$1,420
AQ	39274	Arkema Inc.	2010-0336-AIR-E	HARRIS	9/26/2010	\$10,000	\$2,000	\$8,000	\$0
AQ	39232	E. I. du Pont de Nemours and Company	2010-0313-AIR-E	HARRIS	9/26/2010	\$10,336	\$2,067	\$8,269	\$0
AQ	39329	Acacia Natural Gas Corporation	2010-0414-AIR-E	MONTGOMERY	9/26/2010	\$14,345	\$2,869	\$11,476	\$0
AQ	36876	Orange Crush Recyclers, Ltd.	2008-1841-AIR-E	DALLAS	9/26/2010	\$3,060	\$0	\$3,060	\$0
AQ	37372	Janes Pavement Services, Inc.	2009-0416-AIR-E	WALKER	9/26/2010	\$11,000	\$200	\$10,800	\$0
AQ	39307	BASF FINA Petrochemicals Limited Partnership	2010-0393-AIR-E	JEFFERSON	9/26/2010	\$9,775	\$1,955	\$3,910	\$3,910
AQ	39093	ConocoPhillips Company	2010-0178-AIR-E	HUTCHINSON	9/26/2010	\$47,084	\$0	\$23,542	\$23,542
AQ	39105	WTG Gas Processing, L.P.	2010-0219-AIR-E	HOWARD	9/26/2010	\$4,850	\$970	\$3,880	\$0
AQ	39330	Exxon Mobil Corporation	2010-0427-AIR-E	HARRIS	9/26/2010	\$10,000	\$2,000	\$4,000	\$4,000
AQ	39457	BOPCO, L.P.	2010-0536-AIR-E	HOCKLEY	10/15/2010	\$2,000	\$400	\$1,600	\$0
AQ	38827	Brownfield Farmers, L.L.C.	2009-2000-AIR-E	TERRY	10/15/2010	\$1,160	\$232	\$928	\$0
AQ	39063	Exxon Mobil Corporation	2010-0134-AIR-E	HARRIS	10/15/2010	\$40,000	\$0	\$20,000	\$20,000
AQ	39444	TOTAL PETROCHEMICALS USA, INC.	2010-0525-AIR-E	HARRIS	10/15/2010	\$10,000	\$2,000	\$8,000	\$0
AQ	38179	Exxon Mobil Corporation	2009-1343-AIR-E	HARRIS	10/15/2010	\$3,700	\$0	\$1,850	\$1,850
AQ	39324	Chevron Phillips Chemical Company LP	2010-0410-AIR-E	HARRIS	10/15/2010	\$30,000	\$0	\$15,000	\$15,000
AQ	39582	Midwest Wood Treating Inc	2010-0682-AIR-E	NACOGDOCHES	10/15/2010	\$12,000	\$2,400	\$4,800	\$4,800
AQ	39492	ExxonMobil Oil Corporation	2010-0586-AIR-E	JEFFERSON	10/15/2010	\$10,000	\$0	\$5,000	\$5,000
AQ	39305	Valero Refining-Texas, L.P.	2010-0390-AIR-E	GALVESTON	10/15/2010	\$233,000	\$46,600	\$93,200	\$93,200
AQ	39156	Devon Gas Services, L.P.	2010-0232-AIR-E	WISE	10/15/2010	\$5,625	\$1,125	\$4,500	\$0
AQ	39271	Natural Gas Pipeline Company of America LLC	2010-0357-AIR-E	WISE	10/25/2010	\$9,375	\$1,875	\$7,500	\$0
AQ	39578	Azteca Milling, L. P.	2010-0662-AIR-E	DEAF SMITH	10/25/2010	\$3,775	\$755	\$3,020	\$0
AQ	39556	Citgo Refining and Chemicals Company L.P.	2010-0644-AIR-E	NUECES	10/25/2010	\$7,500	\$1,500	\$6,000	\$0
AQ	37339	Valero Refining-Texas, L.P.	2009-0401-AIR-E	NUECES	10/25/2010	\$291,649	\$0	\$145,825	\$145,824
AQ	39394	Rodney Wayne Winters	2010-0488-AIR-E	WISE	10/25/2010	\$6,000	\$1,200	\$4,800	\$0
AQ	39387	The Dow Chemical Company	2010-0477-AIR-E	BRAZORIA	10/25/2010	\$20,000	\$0	\$10,000	\$10,000
AQ	38354	Belvan Corp.	2009-1490-AIR-E	CROCKETT	10/25/2010	\$7,650	\$0	\$7,650	\$0
AQ	39471	DCP Midstream, LP	2010-0555-AIR-E	WHARTON	10/25/2010	\$10,000	\$0	\$10,000	\$0
AQ	38015	Houston Refining LP	2009-1158-AIR-E	HARRIS	10/25/2010	\$10,501	\$0	\$10,501	\$0
AQ	38141	Shell Oil Company	2009-1300-AIR-E	HARRIS	10/25/2010	\$51,570	\$0	\$25,785	\$25,785
AQ	39536	Enbridge G & P (North Texas) LP	2010-0627-AIR-E	PARKER	10/25/2010	\$3,900	\$780	\$3,120	\$0
AQ	39241	Favelle Favco Cranes USA, Inc.	2010-0339-AIR-E	CAMERON	10/25/2010	\$3,345	\$669	\$1,338	\$1,338
AQ	39224	Huntsman Petrochemical Corporation	2010-0315-AIR-E	JEFFERSON	10/25/2010	\$29,600	\$5,920	\$11,840	\$11,840
AQ	39545	Intercontinental Terminals Company LLC	2010-0632-AIR-E	HARRIS	10/25/2010	\$5,226	\$1,045	\$4,181	\$0

Singles Programs

Appendix 5: List of Administrative Orders Issued FY2011

Date Range Selected : 09/01/2010 - 08/31/2011

PGM	Case No.	Respondent Name	Docket#	County	Order Date	Penalty Assessed	Penalty Deferred	Payable Amount	SEP Offset
AQ	39238	Motiva Enterprises LLC	2010-0381-AIR-E	JEFFERSON	10/25/2010	\$97,167	\$19,433	\$38,867	\$38,867
AQ	39390	Exxon Mobil Corporation	2010-0448-AIR-E	HARRIS	10/25/2010	\$40,000	\$0	\$20,000	\$20,000
AQ	38569	Stoneham Mill Inc	2009-1590-AIR-E	LIBERTY	11/14/2010	\$7,500	\$0	\$7,500	\$0
AQ	39240	SandRidge Midstream, Inc.	2010-0340-AIR-E	PECOS	11/15/2010	\$42,600	\$0	\$42,600	\$0
AQ	39546	CROWN Cork & Seal USA, Inc.	2010-0629-AIR-E	MONTGOMERY	11/15/2010	\$1,640	\$328	\$1,312	\$0
AQ	39552	Houston Refining LP	2010-0641-AIR-E	HARRIS	11/15/2010	\$20,499	\$0	\$20,499	\$0
AQ	39585	ConocoPhillips Company	2010-0675-AIR-E	HUTCHINSON	11/15/2010	\$70,000	\$0	\$35,000	\$35,000
AQ	39367	Maximus Coffee Group, LP	2010-0457-AIR-E	HARRIS	11/15/2010	\$8,560	\$1,712	\$3,424	\$3,424
AQ	39764	Targa Permian LP	2010-0871-AIR-E	CRANE	11/15/2010	\$3,983	\$796	\$3,187	\$0
AQ	39579	WTG Gas Processing, L.P.	2010-0668-AIR-E	MARTIN	11/15/2010	\$6,240	\$1,248	\$4,992	\$0
AQ	39332	Attebury Grain, LLC	2010-0418-AIR-E	TARRANT	11/15/2010	\$17,520	\$3,504	\$14,016	\$0
AQ	39735	DCP Midstream, LP	2010-0830-AIR-E	CROCKETT	11/15/2010	\$3,075	\$615	\$2,460	\$0
AQ	39406	850 Pine Street, Inc.	2010-0491-AIR-E	JEFFERSON	11/15/2010	\$11,050	\$2,210	\$4,420	\$4,420
AQ	38906	XTO Energy Inc.	2009-2084-AIR-E	YOAKUM	11/15/2010	\$237,247	\$0	\$118,624	\$118,623
AQ	39194	ExxonMobil Oil Corporation	2010-0258-AIR-E	JEFFERSON	11/15/2010	\$132,500	\$26,500	\$53,000	\$53,000
AQ	39647	Valero Refining-Texas, L.P.	2010-0741-AIR-E	NUECES	11/15/2010	\$5,350	\$1,070	\$4,280	\$0
AQ	39247	E. I. du Pont de Nemours and Company	2010-0379-AIR-E	JEFFERSON	11/15/2010	\$30,050	\$6,010	\$12,020	\$12,020
AQ	39718	Veolia ES Technical Solutions, L.L.C.	2010-0811-AIR-E	JEFFERSON	12/4/2010	\$22,100	\$4,420	\$8,840	\$8,840
AQ	39962	Armortex, Inc.	2010-1073-AIR-E	GUADALUPE	12/4/2010	\$3,025	\$605	\$2,420	\$0
AQ	38966	Chemtrade Refinery Services, Inc.	2010-0052-AIR-E	JEFFERSON	12/4/2010	\$8,850	\$1,770	\$7,080	\$0
AQ	39698	Formosa Plastics Corporation, Texas	2010-0795-AIR-E	CALHOUN	12/4/2010	\$17,950	\$3,590	\$7,180	\$7,180
AQ	37691	Enterprise Hydrocarbons L.P.	2009-0778-AIR-E	NUECES	12/4/2010	\$7,920	\$0	\$7,920	\$0
AQ	39730	UNI-GRAPHICS PRINTING LTD	2010-0824-AIR-E	TARRANT	12/4/2010	\$22,245	\$4,449	\$17,796	\$0
AQ	39860	Kuraray America, Inc.	2010-0962-AIR-E	HARRIS	12/4/2010	\$2,700	\$540	\$2,160	\$0
AQ	39542	Alcoa World Alumina LLC	2010-0633-AIR-E	CALHOUN	12/4/2010	\$20,700	\$4,140	\$16,560	\$0
AQ	39787	Luminant Generation Company LLC	2010-0890-AIR-E	DALLAS	12/4/2010	\$2,025	\$405	\$1,620	\$0
AQ	39733	WTG Jameson, L.P.	2010-0826-AIR-E	COKE	12/4/2010	\$3,825	\$765	\$3,060	\$0
AQ	39814	ISP Synthetic Elastomers LLC	2010-0916-AIR-E	JEFFERSON	12/4/2010	\$6,325	\$1,265	\$2,530	\$2,530
AQ	39580	ExxonMobil Oil Corporation	2010-0671-AIR-E	JEFFERSON	12/4/2010	\$19,200	\$3,840	\$7,680	\$7,680
AQ	39588	Cimarex Energy Co.	2010-0679-AIR-E	JEFFERSON	12/4/2010	\$6,536	\$1,307	\$2,615	\$2,614
AQ	39549	Koch Pipeline Company, L.P.	2010-0639-AIR-E	NUECES	12/4/2010	\$15,000	\$0	\$15,000	\$0
AQ	39538	McWane, Inc.	2010-0620-AIR-E	SMITH	12/4/2010	\$73,168	\$14,633	\$29,268	\$29,267
AQ	39602	Benedum Gas Partners, L.P.	2010-0700-AIR-E	UPTON	12/4/2010	\$3,175	\$635	\$2,540	\$0
AQ	37994	YOUNG, NEAL	2009-1111-AIR-E	GALVESTON	12/23/2010	\$4,080	\$0	\$4,080	\$0
AQ	37658	ING, KENNETH	2009-0697-AIR-E	GRAYSON	12/25/2010	\$800	\$160	\$640	\$0
AQ	39852	Marathon Petroleum Company LP	2010-0952-AIR-E	GALVESTON	12/25/2010	\$7,300	\$1,460	\$5,840	\$0
AQ	39122	Houston Refining LP	2010-0211-AIR-E	HARRIS	12/25/2010	\$36,285	\$7,257	\$29,028	\$0
AQ	39784	Fiberglass Specialities, Inc.	2010-0889-AIR-E	RUSK	12/25/2010	\$9,700	\$1,940	\$7,760	\$0

Singles Programs

Appendix 5: List of Administrative Orders Issued FY2011

Date Range Selected : 09/01/2010 - 08/31/2011

PGM	Case No.	Respondent Name	Docket#	County	Order Date	Penalty Assessed	Penalty Deferred	Payable Amount	SEP Offset
AQ	39731	Plank Coatings, Inc.	2010-0828-AIR-E	ECTOR	12/25/2010	\$950	\$190	\$760	\$0
AQ	37604	Albemarle Corporation	2009-0687-AIR-E	HARRIS	12/25/2010	\$12,690	\$0	\$6,345	\$6,345
AQ	39928	Agrifos Fertilizer L.L.C.	2010-1035-AIR-E	HARRIS	12/25/2010	\$7,550	\$1,510	\$6,040	\$0
AQ	39529	INVISTA S a r.l.	2010-0635-AIR-E	HARRIS	12/25/2010	\$1,260	\$252	\$1,008	\$0
AQ	39727	Enterprise Products Operating LLC	2010-0821-AIR-E	CHAMBERS	12/25/2010	\$7,296	\$1,459	\$2,919	\$2,918
AQ	37885	TOTAL PETROCHEMICALS USA, INC.	2009-1015-AIR-E	HARRIS	12/25/2010	\$13,275	\$2,655	\$5,310	\$5,310
AQ	39819	American Acryl L.P.	2010-0922-AIR-E	HARRIS	12/25/2010	\$10,000	\$0	\$10,000	\$0
AQ	40100	Budget Rent-A-Car Of El Paso, Inc.	2010-1223-AIR-E	EL PASO	2/5/2011	\$900	\$180	\$720	\$0
AQ	39643	Akzo Nobel Surface Chemistry LLC	2010-0738-AIR-E	FORT BEND	2/5/2011	\$15,960	\$0	\$7,980	\$7,980
AQ	39967	MEMC Pasadena, Inc.	2010-1078-AIR-E	HARRIS	2/5/2011	\$6,604	\$1,320	\$2,642	\$2,642
AQ	39854	Laredo Paving, Inc.	2010-0954-AIR-E	BROWN	2/5/2011	\$1,050	\$210	\$840	\$0
AQ	39824	Eagle Rock Field Services, L.P.	2010-0920-AIR-E	HEMPHILL	2/5/2011	\$2,400	\$480	\$1,920	\$0
AQ	40170	Elgin-Butler Company	2010-1292-AIR-E	BASTROP	2/5/2011	\$7,000	\$1,400	\$5,600	\$0
AQ	39781	Prism Gas Systems I, L.P	2010-0887-AIR-E	HARRISON	2/5/2011	\$54,800	\$10,960	\$21,920	\$21,920
AQ	40137	Enterprise Products Operating LLC	2010-1261-AIR-E	HARRIS	2/5/2011	\$1,320	\$264	\$1,056	\$0
AQ	39850	Rhodia Inc.	2010-0951-AIR-E	HARRIS	2/5/2011	\$3,360	\$672	\$2,688	\$0
AQ	39858	Craftmasters Powder Coating, Inc.	2010-0970-AIR-E	MCLENNAN	2/5/2011	\$3,270	\$654	\$2,616	\$0
AQ	40389	DCP Midstream, LP	2010-1511-AIR-E	ECTOR	2/5/2011	\$23,875	\$4,775	\$9,550	\$9,550
AQ	40041	Citgo Refining and Chemicals Company L.P.	2010-1150-AIR-E	NUECES	2/5/2011	\$10,000	\$2,000	\$8,000	\$0
AQ	39490	Shell Oil Company *	2010-0609-AIR-E	HARRIS	2/5/2011	\$40,000	\$0	\$20,000	\$20,000
AQ	39751	Flint Hills Resources, LP	2010-0854-AIR-E	JEFFERSON	2/5/2011	\$70,382	\$0	\$35,191	\$35,191
AQ	39953	E. I. du Pont de Nemours and Company	2010-1058-AIR-E	JEFFERSON	2/5/2011	\$7,875	\$1,575	\$6,300	\$0
AQ	39876	Devon Gas Services, L.P.	2010-0995-AIR-E	WISE	2/5/2011	\$2,350	\$470	\$1,880	\$0
AQ	40145	Lone Star Industries, Inc.	2010-1266-AIR-E	NOLAN	2/5/2011	\$1,360	\$272	\$1,088	\$0
AQ	39485	ALVAREZ, JOSE E	2010-0573-AIR-E	WEBB	2/5/2011	\$1,575	\$315	\$1,260	\$0
AQ	39514	Chevron Phillips Chemical Company LP	2010-0607-AIR-E	HARRIS	2/5/2011	\$527,900	\$105,580	\$211,160	\$211,160
AQ	39884	Pencoco, Inc.	2010-0989-AIR-E	AUSTIN	2/5/2011	\$1,090	\$218	\$872	\$0
AQ	39931	Belvan Corp.	2010-1038-AIR-E	CROCKETT	2/20/2011	\$63,600	\$0	\$63,600	\$0
AQ	40007	Heather McD, Ltd.	2010-1123-AIR-E	CAMERON	2/20/2011	\$8,325	\$1,665	\$6,660	\$0
AQ	40198	Moss Bluff Hub LLC	2010-1322-AIR-E	LIBERTY	2/20/2011	\$3,375	\$675	\$2,700	\$0
AQ	39691	DCP Midstream, LP	2010-0784-AIR-E	HUTCHINSON	2/20/2011	\$55,350	\$11,070	\$22,140	\$22,140
AQ	40043	Chevron Phillips Chemical Company LP	2010-1151-AIR-E	BRAZORIA	2/20/2011	\$23,250	\$4,650	\$9,300	\$9,300
AQ	39353	STICE ENTERPRISES, INC.	2010-0430-AIR-E	PARKER	2/20/2011	\$3,550	\$710	\$2,840	\$0
AQ	39965	Lucite International, Inc.	2010-1079-AIR-E	JEFFERSON	2/20/2011	\$14,550	\$2,910	\$11,640	\$0
AQ	39923	Sofia Enterprises, L.P.	2010-1033-AIR-E	TOM GREEN	2/20/2011	\$9,302	\$0	\$9,302	\$0
AQ	40070	University of Texas Medical Branch at Galveston	2010-1180-AIR-E	GALVESTON	2/20/2011	\$5,000	\$1,000	\$4,000	\$0
AQ	40160	ESPINOZA, MARIO	2010-1282-AIR-E	SMITH	2/20/2011	\$5,250	\$1,050	\$4,200	\$0
AQ	40125	Matheson Tri-Gas, Inc.	2010-1242-AIR-E	FORT BEND	2/20/2011	\$4,750	\$0	\$4,750	\$0

Singles Programs

Appendix 5: List of Administrative Orders Issued FY2011

Date Range Selected : 09/01/2010 - 08/31/2011

PGM	Case No.	Respondent Name	Docket#	County	Order Date	Penalty Assessed	Penalty Deferred	Payable Amount	SEP Offset
AQ	39152	The Kippur Corporation	2010-0241-AIR-E	EL PASO	2/20/2011	\$16,000	\$0	\$16,000	\$0
AQ	38090	BASF Catalysts LLC	2009-1271-AIR-E	HARRIS	2/20/2011	\$4,365	\$873	\$3,492	\$0
AQ	39978	Flint Hills Resources, LP	2010-1099-AIR-E	JEFFERSON	2/20/2011	\$28,350	\$5,670	\$11,340	\$11,340
AQ	40099	PVR Natural Gas Gathering LLC	2010-1221-AIR-E	HEMPHILL	2/20/2011	\$14,961	\$2,992	\$11,969	\$0
AQ	40231	DCP Midstream, LP	2010-1358-AIR-E	MOORE	2/20/2011	\$2,625	\$525	\$2,100	\$0
AQ	39883	DCP Midstream, LP	2010-0985-AIR-E	CROCKETT	3/7/2011	\$363,829	\$72,765	\$145,532	\$145,532
AQ	40267	Noltex L.L.C.	2010-1386-AIR-E	HARRIS	3/7/2011	\$6,200	\$1,240	\$4,960	\$0
AQ	39926	Gulf Coast Waste Disposal Authority	2010-1076-AIR-E	GALVESTON	3/7/2011	\$17,100	\$3,420	\$0	\$13,680
AQ	40047	Chevron Phillips Chemical Company LP	2010-1154-AIR-E	HARRIS	3/7/2011	\$10,000	\$2,000	\$4,000	\$4,000
AQ	38076	Equistar Chemicals, LP	2009-1247-AIR-E	MATAGORDA	3/7/2011	\$8,500	\$1,700	\$6,800	\$0
AQ	40154	The Dow Chemical Company	2010-1279-AIR-E	BRAZORIA	3/7/2011	\$10,000	\$2,000	\$4,000	\$4,000
AQ	40148	DCP Midstream, LP	2010-1272-AIR-E	OCHILTREE	3/7/2011	\$2,250	\$450	\$1,800	\$0
AQ	40190	Houston Refining LP	2010-1315-AIR-E	HARRIS	3/7/2011	\$10,000	\$2,000	\$4,000	\$4,000
AQ	39873	Exxon Mobil Corporation	2010-0976-AIR-E	HARRIS	3/7/2011	\$26,950	\$5,390	\$10,780	\$10,780
AQ	40430	Brazos Electric Power Cooperative, Inc.	2010-1557-AIR-E	PARKER	3/7/2011	\$2,075	\$415	\$1,660	\$0
AQ	38689	DCP Midstream, LP	2009-1821-AIR-E	ECTOR	3/7/2011	\$755,251	\$0	\$377,626	\$377,625
AQ	40353	Hanson Brick East, LLC	2010-1470-AIR-E	PALO PINTO	3/7/2011	\$2,500	\$500	\$2,000	\$0
AQ	40234	City of Pampa	2010-1357-AIR-E	GRAY	3/7/2011	\$1,290	\$258	\$1,032	\$0
AQ	40084	KM Liquids Terminals LLC	2010-1205-AIR-E	HARRIS	3/7/2011	\$4,550	\$910	\$3,640	\$0
AQ	40186	WTG Gas Processing, L.P.	2010-1312-AIR-E	MARTIN	3/7/2011	\$8,067	\$1,613	\$6,454	\$0
AQ	39828	Enterprise Products Operating LLC	2010-0926-AIR-E	CHAMBERS	3/7/2011	\$22,150	\$0	\$11,075	\$11,075
AQ	40142	Kinder Morgan Treating LP	2010-1269-AIR-E	WILLACY	3/7/2011	\$6,750	\$1,350	\$5,400	\$0
AQ	39284	Aruba Petroleum, INC.	2010-0365-AIR-E	WISE	3/7/2011	\$35,500	\$0	\$0	\$35,500
AQ	40417	Ranger Gas Gathering, L.L.C.	2010-1539-AIR-E	EASTLAND	3/7/2011	\$58,900	\$11,780	\$47,120	\$0
AQ	40144	Cargill Meat Solutions Corporation	2010-1265-AIR-E	PARMER	3/7/2011	\$37,926	\$7,585	\$30,341	\$0
AQ	39952	INEOS USA LLC	2010-1059-AIR-E	BRAZORIA	3/7/2011	\$70,000	\$0	\$35,000	\$35,000
AQ	39929	Escambia Operating Co. LLC	2010-1037-AIR-E	ATASCOSA	3/7/2011	\$900	\$180	\$720	\$0
AQ	40161	Devon Gas Services, L.P.	2010-1284-AIR-E	WISE	3/19/2011	\$7,500	\$1,500	\$6,000	\$0
AQ	40352	Enterprise Products Operating LLC	2010-1465-AIR-E	CHAMBERS	3/19/2011	\$6,448	\$1,289	\$2,580	\$2,579
AQ	40484	Alon USA, LP	2010-1640-AIR-E	HOWARD	3/19/2011	\$4,200	\$840	\$3,360	\$0
AQ	40505	United Copper Industries, Inc.	2010-1643-AIR-E	DENTON	3/19/2011	\$7,125	\$1,425	\$5,700	\$0
AQ	38788	Exxon Mobil Corporation	2009-1944-AIR-E	HARRIS	3/19/2011	\$60,000	\$0	\$30,000	\$30,000
AQ	40167	Plant Process Equipment, Inc.	2010-1291-AIR-E	GALVESTON	3/19/2011	\$1,530	\$306	\$612	\$612
AQ	40010	Texmark Chemicals, Inc.	2010-1126-AIR-E	HARRIS	3/19/2011	\$21,625	\$4,325	\$8,650	\$8,650
AQ	40507	Republic Plastics, Ltd.	2010-1644-AIR-E	GUADALUPE	3/19/2011	\$3,725	\$745	\$2,980	\$0
AQ	40504	Tiger Trailers, Inc.	2010-1642-AIR-E	TITUS	3/19/2011	\$750	\$150	\$600	\$0
AQ	40274	Rhodia Inc.	2010-1388-AIR-E	HARRIS	3/19/2011	\$1,410	\$282	\$1,128	\$0
AQ	40311	Wesco Refractories, Inc.	2010-1429-AIR-E	TARRANT	3/19/2011	\$4,200	\$840	\$3,360	\$0

Singles Programs

Appendix 5: List of Administrative Orders Issued FY2011

Date Range Selected : 09/01/2010 - 08/31/2011

PGM	Case No.	Respondent Name	Docket#	County	Order Date	Penalty Assessed	Penalty Deferred	Payable Amount	SEP Offset
AQ	40423	Southwest Shipyard, L.P.	2010-1536-AIR-E	HARRIS	3/19/2011	\$46,900	\$9,380	\$18,760	\$18,760
AQ	39998	ExxonMobil Oil Corporation	2010-1114-AIR-E	JEFFERSON	3/19/2011	\$20,614	\$0	\$10,307	\$10,307
AQ	39699	E. I. du Pont de Nemours and Company	2010-0839-MLM-E	ORANGE	3/19/2011	\$43,500	\$8,700	\$17,400	\$17,400
AQ	40340	Cerrito Gas Processing, L.L.C.	2010-1454-AIR-E	WEBB	3/19/2011	\$12,355	\$2,471	\$9,884	\$0
AQ	38941	Exxon Mobil Corporation	2010-0027-AIR-E	HARRIS	3/19/2011	\$6,325	\$0	\$3,163	\$3,162
AQ	40212	City of Fort Worth	2010-1334-AIR-E	TARRANT	3/19/2011	\$15,900	\$3,180	\$0	\$12,720
AQ	40453	Davis Gas Processing, Inc.	2010-1583-AIR-E	CROCKETT	4/18/2011	\$3,125	\$625	\$2,500	\$0
AQ	38480	Turner Industries Group, L.L.C.	2009-1616-AIR-E	LAMAR	4/18/2011	\$18,125	\$3,625	\$7,250	\$7,250
AQ	40476	United States Gypsum Company	2010-1628-AIR-E	HARRIS	4/18/2011	\$17,375	\$3,475	\$13,900	\$0
AQ	40361	Polk County	2010-1477-AIR-E	POLK	4/18/2011	\$9,110	\$1,822	\$7,288	\$0
AQ	40432	E. I. du Pont de Nemours and Company	2010-1556-AIR-E	JEFFERSON	4/18/2011	\$27,675	\$5,535	\$11,070	\$11,070
AQ	40427	Chevron Phillips Chemical Company LP	2010-1550-AIR-E	HARRIS	4/18/2011	\$5,150	\$1,030	\$2,060	\$2,060
AQ	40232	Ogre, Inc.	2010-1355-AIR-E	RANDALL	4/18/2011	\$18,000	\$3,600	\$14,400	\$0
AQ	39574	Chevron Phillips Chemical Company LP	2010-0709-AIR-E	BRAZORIA	4/18/2011	\$235,330	\$47,066	\$94,132	\$94,132
AQ	39565	Exxon Mobil Corporation	2010-0656-AIR-E	HARRIS	4/18/2011	\$80,000	\$0	\$40,000	\$40,000
AQ	40195	BASF FINA Petrochemicals Limited Partnership	2010-1318-AIR-E	JEFFERSON	4/18/2011	\$61,450	\$12,290	\$24,580	\$24,580
AQ	40460	Pioneer Natural Resources USA, Inc.	2010-1587-AIR-E	BEE	4/18/2011	\$3,750	\$750	\$3,000	\$0
AQ	40376	GE Engine Services - Dallas, L.P.	2010-1492-AIR-E	TARRANT	4/18/2011	\$2,250	\$450	\$1,800	\$0
AQ	40394	Watco Tanks, Inc.	2010-1510-AIR-E	WILSON	4/18/2011	\$3,175	\$635	\$2,540	\$0
AQ	40322	The Lubrizol Corporation	2010-1468-AIR-E	HARRIS	4/18/2011	\$9,075	\$1,815	\$3,630	\$3,630
AQ	40210	Shell Chemical LP	2010-1331-AIR-E	HARRIS	4/18/2011	\$21,346	\$0	\$10,673	\$10,673
AQ	40337	KMCO Properties L.P.	2010-1446-AIR-E	HARRIS	4/18/2011	\$4,450	\$890	\$3,560	\$0
AQ	37528	Tyson Poultry, Inc.	2009-0601-AIR-E	SHELBY	4/18/2011	\$15,753	\$3,150	\$12,603	\$0
AQ	40520	Owens Corning Composite Materials, LLC	2010-1662-AIR-E	RANDALL	4/18/2011	\$8,300	\$1,660	\$6,640	\$0
AQ	40038	Bayer Materialscience LLC	2010-1148-AIR-E	CHAMBERS	4/18/2011	\$19,836	\$0	\$19,836	\$0
AQ	40429	Celanese Ltd.	2010-1559-AIR-E	HARRIS	4/18/2011	\$3,975	\$795	\$3,180	\$0
AQ	40412	ExxonMobil Oil Corporation	2010-1524-AIR-E	JEFFERSON	4/18/2011	\$4,082	\$816	\$1,633	\$1,633
AQ	40398	Equistar Chemicals, LP	2010-1515-AIR-E	HARRIS	4/18/2011	\$10,000	\$2,000	\$4,000	\$4,000
AQ	40536	TOTAL PETROCHEMICALS USA, INC.	2010-1675-AIR-E	HARRIS	4/18/2011	\$10,000	\$2,000	\$8,000	\$0
AQ	38379	Pioneer Natural Resources USA, Inc.	2009-1510-AIR-E	POTTER	4/18/2011	\$30,516	\$6,103	\$24,413	\$0
AQ	40710	L & L Pallet Supply, Inc.	2010-1854-AIR-E	RANDALL	5/8/2011	\$2,710	\$542	\$2,168	\$0
AQ	40397	Motiva Enterprises LLC	2010-1514-AIR-E	JEFFERSON	5/8/2011	\$85,125	\$17,025	\$34,050	\$34,050
AQ	40480	American Marazzi Tile, Inc.	2010-1613-AIR-E	DALLAS	5/8/2011	\$16,350	\$3,270	\$13,080	\$0
AQ	39506	Equistar Chemicals, LP	2010-0591-AIR-E	HARRIS	5/8/2011	\$10,000	\$2,000	\$8,000	\$0
AQ	40562	Sherwin Alumina, L.P.	2010-1705-AIR-E	SAN PATRICIO	5/8/2011	\$4,550	\$910	\$1,820	\$1,820
AQ	40313	ISP Technologies Inc.	2010-1430-AIR-E	GALVESTON	5/8/2011	\$5,250	\$1,050	\$2,100	\$2,100
AQ	40329	The Dow Chemical Company	2010-1450-AIR-E	BRAZORIA	5/8/2011	\$96,975	\$19,395	\$38,790	\$38,790
AQ	40734	SandRidge Energy, Inc.	2010-1873-AIR-E	GALVESTON	5/8/2011	\$950	\$190	\$760	\$0

Singles Programs

Appendix 5: List of Administrative Orders Issued FY2011

Date Range Selected : 09/01/2010 - 08/31/2011

PGM	Case No.	Respondent Name	Docket#	County	Order Date	Penalty Assessed	Penalty Deferred	Payable Amount	SEP Offset
AQ	38258	Mobil Chemical Company Inc.	2009-1397-AIR-E	JEFFERSON	5/8/2011	\$12,600	\$2,520	\$5,040	\$5,040
AQ	40519	Huntsman Petrochemical Corporation	2010-1661-AIR-E	JEFFERSON	5/8/2011	\$21,700	\$4,340	\$8,680	\$8,680
AQ	40565	United States Gypsum Company	2010-1710-AIR-E	NOLAN	5/8/2011	\$10,500	\$2,100	\$4,200	\$4,200
AQ	40065	Linde Gas North America LLC	2010-1187-AIR-E	HARRIS	5/8/2011	\$55,650	\$11,130	\$22,260	\$22,260
AQ	40402	Pasadena Cogeneration L.P.	2010-1517-AIR-E	HARRIS	5/8/2011	\$883	\$176	\$707	\$0
AQ	39245	Equistar Chemicals, LP	2010-0328-AIR-E	HARRIS	5/8/2011	\$10,000	\$2,000	\$8,000	\$0
AQ	40425	Delek Refining, Ltd.	2010-1547-AIR-E	SMITH	5/8/2011	\$70,250	\$14,050	\$28,100	\$28,100
AQ	39231	Equistar Chemicals, LP	2010-0335-AIR-E	HARRIS	5/8/2011	\$10,000	\$2,000	\$8,000	\$0
AQ	40506	Exxon Mobil Corporation	2010-1654-AIR-E	HARRIS	5/8/2011	\$5,875	\$1,175	\$2,350	\$2,350
AQ	40585	DCP Midstream, LP	2010-1730-AIR-E	CARSON	5/8/2011	\$25,200	\$5,040	\$10,080	\$10,080
AQ	40650	ConocoPhillips Company	2010-1795-AIR-E	HUTCHINSON	5/8/2011	\$9,725	\$1,945	\$7,780	\$0
AQ	40547	SANTA RITA MOTORS, INC	2010-1691-AIR-E	TOM GREEN	5/8/2011	\$1,250	\$250	\$1,000	\$0
AQ	39111	Dolphin Petroleum, LP	2010-0193-AIR-E	REFUGIO	5/8/2011	\$3,175	\$0	\$3,175	\$0
AQ	39162	INEOS Nova, LLC	2010-0261-AIR-E	GALVESTON	5/8/2011	\$10,250	\$2,050	\$4,100	\$4,100
AQ	40676	Arkema Inc.	2010-1810-AIR-E	JEFFERSON	5/8/2011	\$10,000	\$0	\$10,000	\$0
AQ	40535	Enbridge G & P (North Texas) LP	2010-1676-AIR-E	PARKER	5/8/2011	\$10,125	\$2,025	\$8,100	\$0
AQ	40582	BASF Corporation	2010-1726-AIR-E	HARRIS	5/8/2011	\$4,100	\$820	\$3,280	\$0
AQ	40483	GB Biosciences Corporation	2010-1612-AIR-E	HARRIS	5/8/2011	\$9,850	\$1,970	\$3,940	\$3,940
AQ	37082	TOTAL PETROCHEMICALS USA, INC.	2009-0131-AIR-E	JEFFERSON	5/8/2011	\$130,575	\$0	\$65,288	\$65,287
AQ	39420	INEOS USA LLC	2010-0507-AIR-E	BRAZORIA	5/8/2011	\$10,050	\$2,010	\$8,040	\$0
AQ	40595	SandRidge CO2, LLC	2010-1743-AIR-E	PECOS	5/8/2011	\$66,128	\$13,225	\$52,903	\$0
AQ	39660	Atlas Pallet Industries, Inc.	2010-0759-AIR-E	JOHNSON	5/8/2011	\$1,130	\$0	\$1,130	\$0
AQ	40393	Enterprise Crude Pipeline LLC	2010-1506-AIR-E	GALVESTON	5/8/2011	\$8,400	\$1,680	\$6,720	\$0
AQ	40742	C&R Distributing, LLC	2010-1883-AIR-E	EL PASO	5/22/2011	\$900	\$180	\$720	\$0
AQ	40064	PAVE/LOCK/PLUS, LLC	2010-1182-AIR-E	FORT BEND	5/22/2011	\$20,000	\$0	\$20,000	\$0
AQ	39861	Kaneka Texas Corporation	2010-0978-AIR-E	HARRIS	5/22/2011	\$42,275	\$8,455	\$33,820	\$0
AQ	40704	Rudy's West Bar-B-Q, LLC	2010-1871-AIR-E	EL PASO	5/22/2011	\$920	\$184	\$736	\$0
AQ	38615	Davis Gas Processing, Inc.	2009-1782-AIR-E	REAGAN	5/22/2011	\$93,085	\$18,617	\$37,234	\$37,234
AQ	40624	The Dow Chemical Company	2010-1781-AIR-E	BRAZORIA	5/22/2011	\$10,000	\$2,000	\$4,000	\$4,000
AQ	40359	Williams Production - Gulf Coast Company, L.P.	2010-1476-AIR-E	DENTON	5/22/2011	\$9,000	\$1,800	\$7,200	\$0
AQ	40693	Enterprise Products Operating LLC	2010-1831-AIR-E	CHAMBERS	5/22/2011	\$6,251	\$1,250	\$2,501	\$2,500
AQ	40692	Chevron Phillips Chemical Company LP	2010-1845-AIR-E	HARRIS	5/22/2011	\$10,000	\$2,000	\$8,000	\$0
AQ	40694	Eastman Chemical Company	2010-1834-AIR-E	HARRISON	5/22/2011	\$10,000	\$2,000	\$4,000	\$4,000
AQ	40345	Belvan Corp.	2010-1453-AIR-E	CROCKETT	5/22/2011	\$119,360	\$0	\$119,360	\$0
AQ	40227	Apache Corporation	2010-1354-AIR-E	WHEELER	5/22/2011	\$139,000	\$27,800	\$111,200	\$0
AQ	40512	Sunoco, Inc. (R&M)	2010-1652-AIR-E	HARRIS	5/22/2011	\$15,825	\$3,165	\$12,660	\$0
AQ	40560	Akzo Nobel Surface Chemistry LLC	2010-1709-AIR-E	FORT BEND	5/22/2011	\$9,675	\$1,935	\$7,740	\$0
AQ	40357	Eagle Rock Field Services, L.P.	2010-1473-AIR-E	*MULTIPLE	5/22/2011	\$23,170	\$4,633	\$18,537	\$0

Singles Programs

Appendix 5: List of Administrative Orders Issued FY2011

Date Range Selected : 09/01/2010 - 08/31/2011

PGM	Case No.	Respondent Name	Docket#	County	Order Date	Penalty Assessed	Penalty Deferred	Payable Amount	SEP Offset
AQ	39610	Basell USA Inc.	2010-0708-AIR-E	HARRIS	5/22/2011	\$3,550	\$710	\$2,840	\$0
AQ	39657	Clayton Violette DBA GTO Automotive	2010-0806-AIR-E	BELL	6/11/2011	\$4,000	\$0	\$4,000	\$0
AQ	40696	Valero Refining-Texas, L.P.	2010-1836-AIR-E	GALVESTON	6/20/2011	\$10,000	\$2,000	\$4,000	\$4,000
AQ	40310	INEOS USA LLC	2010-1421-AIR-E	BRAZORIA	6/20/2011	\$411,776	\$82,355	\$164,711	\$164,710
AQ	40651	WTG Gas Processing, L.P.	2010-1796-AIR-E	HOWARD	6/20/2011	\$30,140	\$0	\$30,140	\$0
AQ	40706	Flint Hills Resources Port Arthur, LLC	2010-1865-AIR-E	JEFFERSON	6/20/2011	\$20,000	\$4,000	\$8,000	\$8,000
AQ	38935	Coastal Crushed Concrete, LLC	2010-0005-AIR-E	VICTORIA	6/20/2011	\$1,000	\$0	\$1,000	\$0
AQ	40833	DCP Midstream, LP	2010-1991-AIR-E	ECTOR	6/20/2011	\$1,975	\$395	\$1,580	\$0
AQ	38652	Pasadena Refining System, Inc	2009-1807-AIR-E	HARRIS	6/20/2011	\$279,125	\$0	\$279,125	\$0
AQ	40514	Baytown Asphalt Materials, Ltd.	2010-1685-AIR-E	HARRIS	6/20/2011	\$2,750	\$550	\$1,100	\$1,100
AQ	40744	Shell Chemical LP	2010-1889-AIR-E	HARRIS	6/20/2011	\$10,000	\$2,000	\$4,000	\$4,000
AQ	40765	E. I. du Pont de Nemours and Company	2010-1909-AIR-E	JEFFERSON	6/20/2011	\$8,375	\$1,675	\$3,350	\$3,350
AQ	40653	Ryan C. Hoerauf	2010-1827-AIR-E	HENDERSON	6/20/2011	\$7,125	\$1,425	\$5,700	\$0
AQ	40800	Air Products LLC	2010-1945-AIR-E	HARRIS	6/20/2011	\$5,450	\$1,090	\$4,360	\$0
AQ	40521	Newell Recycling Company of El Paso, L.P.	2010-1665-AIR-E	EL PASO	6/20/2011	\$2,140	\$428	\$1,712	\$0
AQ	40294	Diamond Shamrock Refining Company, L.P.	2010-1410-AIR-E	MOORE	6/20/2011	\$60,433	\$0	\$60,433	\$0
AQ	40236	Texas Blending and Warehousing Corporation	2010-1365-AIR-E	HARRIS	6/20/2011	\$1,875	\$0	\$1,875	\$0
AQ	40641	Equistar Chemicals, LP	2010-1794-AIR-E	HARRIS	6/20/2011	\$10,000	\$2,000	\$4,000	\$4,000
AQ	40418	Shell Oil Company	2010-1538-AIR-E	HARRIS	6/20/2011	\$10,000	\$2,000	\$4,000	\$4,000
AQ	40312	Huntsman Petrochemical Corporation	2010-1422-AIR-E	JEFFERSON	7/2/2011	\$10,000	\$2,000	\$4,000	\$4,000
AQ	40746	Pure-Flow, Inc.	2010-1880-AIR-E	ANDREWS	7/2/2011	\$8,000	\$1,600	\$6,400	\$0
AQ	40465	United Structures of America, Inc.	2010-1598-AIR-E	HARRIS	7/2/2011	\$66,048	\$13,209	\$52,839	\$0
AQ	40953	Enterprise Products Operating LLC	2011-0032-AIR-E	CHAMBERS	7/2/2011	\$2,625	\$525	\$1,050	\$1,050
AQ	40842	ConocoPhillips Company	2010-2001-AIR-E	BRAZORIA	7/2/2011	\$10,000	\$2,000	\$4,000	\$4,000
AQ	40829	Tristream East Texas, LLC	2010-2015-AIR-E	HENDERSON	7/2/2011	\$2,500	\$500	\$2,000	\$0
AQ	40745	Chevron Phillips Chemical Company LP	2010-1881-AIR-E	HUTCHINSON	7/2/2011	\$23,250	\$4,650	\$18,600	\$0
AQ	40828	Regency Field Services LLC	2010-2014-AIR-E	HENDERSON	7/2/2011	\$9,743	\$1,948	\$7,795	\$0
AQ	40996	General Dynamics Ordnance and Tactical Systems, Inc.	2011-0092-AIR-E	DALLAS	7/2/2011	\$2,925	\$585	\$2,340	\$0
AQ	40884	The Lubrizol Corporation	2010-2043-AIR-E	HARRIS	7/2/2011	\$17,450	\$3,490	\$6,980	\$6,980
AQ	40089	High Tech Auto Restyling INC.	2010-1210-AIR-E	EL PASO	7/10/2011	\$2,100	\$0	\$2,100	\$0
AQ	40834	Southern Union Pipeline, Ltd.	2010-1992-AIR-E	PECOS	7/31/2011	\$7,250	\$1,450	\$2,900	\$2,900
AQ	40987	SABINA PETROCHEMICALS LLC	2011-0073-AIR-E	JEFFERSON	7/31/2011	\$44,000	\$8,800	\$17,600	\$17,600
AQ	40866	LyondellBasell Acetyls, LLC	2010-2025-AIR-E	HARRIS	7/31/2011	\$17,175	\$0	\$8,588	\$8,587
AQ	40871	Houston Refining LP	2010-2029-AIR-E	HARRIS	7/31/2011	\$10,000	\$2,000	\$4,000	\$4,000
AQ	40752	Congress Materials LLC	2010-1930-AIR-E	TARRANT	7/31/2011	\$1,000	\$200	\$800	\$0
AQ	40902	Shell Chemical LP	2010-2072-AIR-E	HARRIS	7/31/2011	\$10,000	\$2,000	\$4,000	\$4,000
AQ	38828	Ascend Performance Materials, LLC	2009-1997-AIR-E	BRAZORIA	7/31/2011	\$65,564	\$0	\$32,782	\$32,782
AQ	40825	Exxon Mobil Corporation	2010-1975-AIR-E	NACOGDOCHES	7/31/2011	\$6,550	\$1,310	\$5,240	\$0

Singles Programs

Appendix 5: List of Administrative Orders Issued FY2011

Date Range Selected : 09/01/2010 - 08/31/2011

PGM	Case No.	Respondent Name	Docket#	County	Order Date	Penalty Assessed	Penalty Deferred	Payable Amount	SEP Offset
AQ	40822	PATRIOT RESOURCES INC	2010-1968-AIR-E	*MULTIPLE	7/31/2011	\$60,000	\$12,000	\$48,000	\$0
AQ	40847	Orange County Container Group LLC	2010-2030-AIR-E	KAUFMAN	7/31/2011	\$9,046	\$1,809	\$7,237	\$0
AQ	40962	LANXESS Corporation	2011-0038-AIR-E	ORANGE	7/31/2011	\$8,260	\$1,652	\$3,304	\$3,304
AQ	40750	Huntsman Petrochemical Corporation	2010-1929-AIR-E	JEFFERSON	7/31/2011	\$20,000	\$0	\$10,000	\$10,000
AQ	40180	TOTAL PETROCHEMICALS USA, INC.	2010-1300-AIR-E	JEFFERSON	7/31/2011	\$213,972	\$42,794	\$85,589	\$85,589
AQ	40922	FAMCOR Oil, Inc.	2011-0068-AIR-E	SAN JACINTO	7/31/2011	\$30,000	\$6,000	\$12,000	\$12,000
AQ	40863	Huntsman Petrochemical, LLC	2010-2023-AIR-E	JEFFERSON	8/13/2011	\$10,000	\$2,000	\$4,000	\$4,000
AQ	41184	DCP Midstream, LP	2011-0281-AIR-E	HANSFORD	8/13/2011	\$10,179	\$0	\$5,090	\$5,089
AQ	40858	City Ready Mix, Inc.	2010-2020-AIR-E	WEBB	8/13/2011	\$18,985	\$1,797	\$17,188	\$0
AQ	41182	City of Austin	2011-0276-AIR-E	TRAVIS	8/13/2011	\$1,875	\$375	\$0	\$1,500
AQ	41019	Joe Bland Construction, L.P.	2011-0116-AIR-E	TRAVIS	8/13/2011	\$10,000	\$0	\$10,000	\$0
AQ	41140	Century Asphalt, Ltd.	2011-0224-AIR-E	FORT BEND	8/13/2011	\$6,500	\$1,300	\$2,600	\$2,600
AQ	41153	Enbridge Pipelines (Texas Gathering) L.P.	2011-0245-AIR-E	HEMPHILL	8/13/2011	\$1,250	\$250	\$1,000	\$0
AQ	41037	Kaneka Texas Corporation	2011-0142-AIR-E	HARRIS	8/13/2011	\$12,150	\$2,430	\$9,720	\$0
AQ	40045	Equistar Chemicals, LP	2010-1153-AIR-E	NUECES	8/13/2011	\$0	\$0	\$0	\$0
AQ	40689	Ascend Performance Materials, LLC	2010-1828-AIR-E	BRAZORIA	8/13/2011	\$33,200	\$6,640	\$13,280	\$13,280
AQ	41179	Linde Gas North America LLC	2011-0271-AIR-E	HARRIS	8/13/2011	\$5,074	\$1,014	\$4,060	\$0
AQ	40607	Tristar Aggregates 1, LLC	2010-1757-AIR-E	*MULTIPLE	8/13/2011	\$6,500	\$1,300	\$5,200	\$0
AQ	40954	The Dow Chemical Company	2011-0051-AIR-E	BRAZORIA	8/13/2011	\$30,000	\$0	\$15,000	\$15,000
AQ	41239	LBC Houston, L.P.	2011-0329-AIR-E	HARRIS	8/13/2011	\$1,920	\$384	\$1,536	\$0
AQ	41116	E. I. du Pont de Nemours and Company	2011-0208-AIR-E	ORANGE	8/13/2011	\$20,484	\$4,096	\$8,194	\$8,194
AQ	41110	Chevron Phillips Chemical Company LP	2011-0202-AIR-E	JEFFERSON	8/13/2011	\$70,000	\$0	\$35,000	\$35,000
AQ	33469	Advantage Asphalt Products, Ltd.	2007-0768-AIR-E	RANDALL	8/18/2011	\$46,221	\$0	\$46,221	\$0
AQ	41189	Flint Hills Resources Port Arthur, LLC	2011-0287-AIR-E	JEFFERSON	8/27/2011	\$10,000	\$2,000	\$4,000	\$4,000
AQ	41026	Cherokee Water Company	2011-0131-AIR-E	GREGG	8/27/2011	\$4,985	\$997	\$3,988	\$0
AQ	39614	AET Inc Limited	2010-0703-AIR-E	JEFFERSON	8/27/2011	\$36,000	\$0	\$18,000	\$18,000
AQ	41185	WTG Gas Processing, L.P.	2011-0283-AIR-E	HOWARD	8/27/2011	\$10,000	\$0	\$10,000	\$0
AQ	41213	LANXESS Corporation	2011-0312-AIR-E	ORANGE	8/27/2011	\$6,275	\$1,255	\$2,510	\$2,510
AQ	41164	TOTAL PETROCHEMICALS USA, INC.	2011-0260-AIR-E	JEFFERSON	8/27/2011	\$10,000	\$2,000	\$4,000	\$4,000
AQ	40705	ALIHEMATI, JOHN	2010-1869-AIR-E	EL PASO	8/27/2011	\$1,400	\$0	\$1,400	\$0
AQ	41217	Houston Refining LP	2011-0308-AIR-E	HARRIS	8/27/2011	\$10,568	\$0	\$5,284	\$5,284
AQ	41214	INEOS USA LLC	2011-0406-AIR-E	HARRIS	8/27/2011	\$3,200	\$640	\$2,560	\$0
AQ	41299	Exxon Mobil Corporation	2011-0396-AIR-E	HARRIS	8/27/2011	\$10,000	\$2,000	\$4,000	\$4,000
AQ	39013	Ascend Performance Materials, LLC	2010-0088-AIR-E	BRAZORIA	8/27/2011	\$22,175	\$0	\$11,088	\$11,087
AQ	40916	J-W Operating Company	2011-0039-AIR-E	WISE	8/27/2011	\$212,500	\$0	\$0	\$212,500
AQ	41136	INEOS USA LLC	2011-0223-AIR-E	BRAZORIA	8/27/2011	\$59,520	\$0	\$59,520	\$0
AQ	40037	BROTHERS MATERIALS, LTD	2010-1147-AIR-E	WEBB	8/27/2011	\$12,625	\$0	\$12,625	\$0
AQ	41142	Ascend Performance Materials, LLC	2011-0222-AIR-E	BRAZORIA	8/27/2011	\$10,000	\$0	\$10,000	\$0

Singles Programs

Appendix 5: List of Administrative Orders Issued FY2011

Date Range Selected : 09/01/2010 - 08/31/2011

PGM	Case No.	Respondent Name	Docket#	County	Order Date	Penalty Assessed	Penalty Deferred	Payable Amount	SEP Offset
AQ	41512	Aus-Tex Body & Frame, Inc.	2011-0602-AIR-E	TRAVIS	8/27/2011	\$900	\$180	\$720	\$0
AQ	40339	Southwest Grain Co.	2010-1456-AIR-E	HIDALGO	8/27/2011	\$2,040	\$0	\$2,040	\$0
AQ	41104	Equistar Chemicals, LP	2011-0198-AIR-E	HARRIS	8/27/2011	\$20,000	\$4,000	\$8,000	\$8,000
AQ	41408	Martin Operating Partnership L. P.	2011-0503-AIR-E	HALE	8/27/2011	\$2,320	\$464	\$1,856	\$0
AQ	41126	PVR Gas Resources, LLC	2011-0214-AIR-E	OCHILTREE	8/27/2011	\$10,235	\$2,047	\$8,188	\$0
AQ	41366	Akzo Nobel Surface Chemistry LLC	2011-0451-AIR-E	FORT BEND	8/27/2011	\$3,300	\$660	\$2,640	\$0
AQ	41247	Huntsman Petrochemical Corporation	2011-0358-AIR-E	JEFFERSON	8/27/2011	\$20,000	\$4,000	\$8,000	\$8,000
AQ	41206	DCP Midstream, LP	2011-0297-AIR-E	HUTCHINSON	8/27/2011	\$15,050	\$3,010	\$12,040	\$0
AQ	41099	Flint Hills Resources Port Arthur, LLC	2011-0192-AIR-E	JEFFERSON	8/27/2011	\$10,000	\$2,000	\$4,000	\$4,000
Subtotal for AQ : 311						\$8,965,434	\$1,065,321	\$4,844,406	\$3,055,707
DC	39302	SLK DEVELOPMENT LLC	2010-0387-DCL-E	DALLAS	10/15/2010	\$2,283	\$456	\$1,827	\$0
DC	40092	EJO ENTERPRISES INC	2010-1247-DCL-E	TRAVIS	10/25/2010	\$100	\$0	\$100	\$0
DC	40939	DAO, TIEN M	2011-0029-DCL-E	KAUFMAN	7/31/2011	\$6,410	\$1,282	\$5,128	\$0
Subtotal for DC : 3						\$8,793	\$1,738	\$7,055	\$0
ER	40395	SINGH, MAC	2010-1513-MSW-E	CALLAHAN	6/11/2011	\$1,050	\$0	\$1,050	\$0
Subtotal for ER : 1						\$1,050	\$0	\$1,050	\$0
IHW	39373	Chevron U.S.A. Inc.	2010-0465-IHW-E	HARRIS	9/26/2010	\$1,520	\$304	\$1,216	\$0
IHW	38848	Southwest Shipyard, L.P.	2009-2011-IHW-E	HARRIS	9/26/2010	\$397,856	\$79,571	\$159,143	\$159,142
IHW	37853	Momentive Specialty Chemicals, Inc.	2009-0965-IHW-E	MCCULLOCH	10/15/2010	\$79,600	\$0	\$39,800	\$39,800
IHW	36502	Valero Refining-Texas, L.P.	2008-1520-IHW-E	NUECES	10/15/2010	\$38,688	\$0	\$19,344	\$19,344
IHW	38849	MCCONNELL, G H	2009-2012-IHW-E	DALLAS	10/16/2010	\$14,375	\$0	\$14,375	\$0
IHW	34663	Equistar Chemicals, LP	2007-1469-IHW-E	NUECES	11/15/2010	\$58,100	\$0	\$58,100	\$0
IHW	38579	US Ecology Texas, Inc.	2009-1717-IHW-E	NUECES	12/25/2010	\$54,600	\$10,920	\$21,840	\$21,840
IHW	39183	KUIPERS, GEORGE	2010-0289-IHW-E	COLLIN	1/14/2011	\$6,300	\$0	\$6,300	\$0
IHW	39869	Goodrich Corporation	2010-1061-IHW-E	HARRIS	2/5/2011	\$6,469	\$1,293	\$5,176	\$0
IHW	38720	Exxon Mobil Corporation	2009-1848-IHW-E	HARRIS	2/5/2011	\$69,600	\$13,920	\$27,840	\$27,840
IHW	39151	Equistar Chemicals, LP	2010-0243-IHW-E	HARRIS	2/5/2011	\$53,381	\$10,676	\$42,705	\$0
IHW	40000	Formosa Plastics Corporation, Texas	2010-1112-IHW-E	CALHOUN	2/20/2011	\$67,675	\$13,535	\$27,070	\$27,070
IHW	40093	Linde Gas North America LLC	2010-1248-IHW-E	HARRIS	2/20/2011	\$3,220	\$644	\$2,576	\$0
IHW	40013	CCC Group, Inc.	2010-1228-IHW-E	BEXAR	2/20/2011	\$2,875	\$575	\$2,300	\$0
IHW	39999	Sherwin Alumina Company, LLC	2010-1216-IHW-E	SAN PATRICIO	3/7/2011	\$1,650	\$330	\$1,320	\$0
IHW	38548	Maria Murr	2009-1651-IHW-E	TARRANT	3/19/2011	\$33,000	\$29,400	\$3,600	\$0
IHW	39464	2300 Sugar Sweet Realty, LLC	2010-0548-IHW-E	HIDALGO	3/27/2011	\$11,550	\$0	\$11,550	\$0
IHW	40362	Munro Dry Cleaning Company	2010-1479-IHW-E	JEFFERSON	5/8/2011	\$6,525	\$1,305	\$2,610	\$2,610
IHW	40327	Shell Oil Company	2010-1439-IHW-E	HARRIS	5/8/2011	\$97,020	\$19,404	\$38,808	\$38,808
IHW	40487	Lowe Precast, Inc.	2010-1627-IHW-E	MCLENNAN	5/8/2011	\$1,270	\$254	\$1,016	\$0
IHW	40539	Safety-Kleen Systems, Inc.	2010-1690-IHW-E	DENTON	5/22/2011	\$5,000	\$1,000	\$4,000	\$0
IHW	39121	Quality Container and Environmental Services LLC	2010-0208-IHW-E	HARRIS	6/20/2011	\$37,575	\$0	\$37,575	\$0

Singles Programs

Appendix 5: List of Administrative Orders Issued FY2011

Date Range Selected : 09/01/2010 - 08/31/2011

PGM	Case No.	Respondent Name	Docket#	County	Order Date	Penalty Assessed	Penalty Deferred	Payable Amount	SEP Offset
IHW	38743	Equistar Chemicals, LP	2009-1896-IHW-E	BRAZORIA	6/20/2011	\$67,050	\$0	\$67,050	\$0
IHW	40456	US Department of the Navy	2010-1595-IHW-E	NUECES	6/20/2011	\$87,242	\$17,448	\$69,794	\$0
IHW	40762	Holly Energy Partners - Operating, L.P.	2010-1906-IHW-E	CULBERSON	7/2/2011	\$30,350	\$6,070	\$12,140	\$12,140
IHW	40552	Robbie D. Wood, Inc.	2010-1720-IHW-E		7/2/2011	\$2,500	\$500	\$2,000	\$0
IHW	40226	Johns Manville	2010-1352-IHW-E	JOHNSON	7/31/2011	\$8,911	\$1,782	\$7,129	\$0
IHW	40735	USGreentech, L.L.C.	2010-1894-IHW-E	MCCULLOCH	8/13/2011	\$2,100	\$420	\$1,680	\$0
IHW	40375	Lyondell Chemical Company	2010-1575-IHW-E	HARRIS	8/13/2011	\$0	\$0	\$0	\$0
IHW	39340	Cemex Cement of Texas, L.P. *	2010-0424-IHW-E	COMAL	8/27/2011	\$23,850	\$0	\$11,925	\$11,925
IHW	40588	Diamond Shamrock Refining Company, L.P.	2010-1729-IHW-E	LIVE OAK	8/27/2011	\$103,075	\$20,615	\$41,230	\$41,230
IHW	39785	Intergulf Corporation	2010-0888-IHW-E	HARRIS	8/27/2011	\$52,600	\$0	\$26,300	\$26,300
Subtotal for IHW : 32						\$1,425,527	\$229,966	\$767,512	\$428,049
MSW	38151	Rodman, LLC	2009-1294-MSW-E	DENTON	9/10/2010	\$15,000	\$0	\$15,000	\$0
MSW	38598	ANDRADE, ROLAND C	2009-1791-MSW-E	ATASCOSA	9/10/2010	\$1,000	\$0	\$1,000	\$0
MSW	39005	MORRIS, ROBERT D	2010-0081-MSW-E	BEXAR	9/26/2010	\$4,725	\$945	\$3,780	\$0
MSW	39276	Patsy Tidwell	2010-0370-MSW-E	SAN JACINTO	9/26/2010	\$1,000	\$200	\$800	\$0
MSW	38992	GALERA, ASUNCION MANRIQUEZ	2010-0080-MLM-E	HARRIS	9/26/2010	\$1,250	\$250	\$1,000	\$0
MSW	38751	TEMPLETON, WILLIAM	2009-1975-MSW-E	CAMERON	9/26/2010	\$2,100	\$420	\$1,680	\$0
MSW	39261	ROBINSON, LARRY	2010-0337-MSW-E	KINNEY	10/15/2010	\$1,050	\$0	\$1,050	\$0
MSW	39455	Walter Young	2010-0566-MSW-E	TOM GREEN	10/15/2010	\$2,625	\$525	\$2,100	\$0
MSW	38671	CELESTINE, LEEROY *	2009-1816-MLM-E	JEFFERSON	10/16/2010	\$1,050	\$0	\$1,050	\$0
MSW	39048	MALDONADO, JOE	2010-0146-MSW-E	BEXAR	11/14/2010	\$2,625	\$0	\$2,625	\$0
MSW	34775	GILMORE, JOE DAVID	2007-1657-MSW-E	MONTAGUE	11/14/2010	\$1,050	\$0	\$1,050	\$0
MSW	39339	Hector Ortiz	2010-0432-MLM-E	EL PASO	11/15/2010	\$5,000	\$1,000	\$4,000	\$0
MSW	39133	US RECYCLING CORPORATION	2010-0213-MSW-E	BEXAR	11/15/2010	\$1,000	\$200	\$800	\$0
MSW	39361	GONZALES, HENRY	2010-0454-MSW-E	KINNEY	11/15/2010	\$1,050	\$0	\$1,050	\$0
MSW	37431	ADAMS, JEANETTE	2009-0492-MSW-E	LAMAR	11/18/2010	\$2,500	\$1,300	\$1,200	\$0
MSW	39475	THOMAS AND DORIS HUTTO, INC.	2010-0558-MLM-E	HOUSTON	12/4/2010	\$14,475	\$2,895	\$11,580	\$0
MSW	39847	Triangle Waste Solutions, LP	2010-0948-MSW-E	JEFFERSON	12/4/2010	\$778	\$155	\$623	\$0
MSW	39316	Wilke Tire Service, Inc.	2010-0428-MSW-E	NUECES	12/5/2010	\$3,600	\$0	\$3,600	\$0
MSW	38445	Eastex Sand & Materials, Inc.	2009-1579-MSW-E	HARDIN	12/24/2010	\$10,600	\$0	\$10,600	\$0
MSW	39300	PERDEW, JIMMY	2010-0395-MSW-E	SAN JACINTO	12/24/2010	\$1,000	\$0	\$1,000	\$0
MSW	39600	Sageline, Inc.	2010-0693-MSW-E	WILLIAMSON	12/25/2010	\$1,185	\$237	\$948	\$0
MSW	37628	Daniel L. Mauldin	2009-0714-MSW-E	ELLIS	12/25/2010	\$4,899	\$0	\$4,899	\$0
MSW	39070	MITCHELL, DANNY	2010-0149-MSW-E	MILAM	12/25/2010	\$2,675	\$535	\$2,140	\$0
MSW	38171	A-Affordable Vacuum Services and Disposal Site, Inc.	2009-1320-MSW-E	HARRIS	12/25/2010	\$1,540	\$308	\$1,232	\$0
MSW	35798	City of Kingsville	2009-2049-MSW-E	KLEBERG	12/25/2010	\$80,625	\$0	\$0	\$80,625
MSW	39500	TREVINO, DAVID	2010-0583-MSW-E	LUBBOCK	1/14/2011	\$10,500	\$0	\$10,500	\$0
MSW	39233	Vicente Lopez *	2010-0323-MSW-E	EL PASO	1/14/2011	\$2,500	\$0	\$2,500	\$0

Singles Programs

Appendix 5: List of Administrative Orders Issued FY2011

Date Range Selected : 09/01/2010 - 08/31/2011

PGM	Case No.	Respondent Name	Docket#	County	Order Date	Penalty Assessed	Penalty Deferred	Payable Amount	SEP Offset
MSW	39333	TOVAR, REGINA *	2010-0442-MSW-E	SHELBY	2/5/2011	\$2,500	\$500	\$2,000	\$0
MSW	39041	City of Port Arthur	2010-0048-MSW-E	JEFFERSON	2/5/2011	\$23,825	\$4,765	\$19,060	\$0
MSW	38713	Biomedical Waste Solutions, LLC	2009-1861-MSW-E	JEFFERSON	2/5/2011	\$48,496	\$9,699	\$38,797	\$0
MSW	39508	Eco-Keeper, LLC	2010-0594-MSW-E	HAYS	2/5/2011	\$1,500	\$300	\$1,200	\$0
MSW	39595	Sakai, Paul A	2010-0707-MSW-E	HIDALGO	2/5/2011	\$250	\$50	\$200	\$0
MSW	38958	PALACIOS, OSCAR	2010-0013-MSW-E	HIDALGO	2/20/2011	\$7,500	\$0	\$7,500	\$0
MSW	39659	Pro Star Roll-off Dumpsters LLC	2010-0755-MSW-E	BEXAR	2/20/2011	\$6,750	\$1,350	\$5,400	\$0
MSW	37754	Downstream Environmental, L.L.C.	2009-0862-MSW-E	HARRIS	2/25/2011	\$18,360	\$0	\$18,360	\$0
MSW	40416	JOHNSON, KEVIN	2010-1530-MSW-E	HOUSTON	3/19/2011	\$3,030	\$606	\$2,424	\$0
MSW	40196	COOPER, JERRY LYNN	2010-1319-MSW-E	HARRIS	3/19/2011	\$5,000	\$1,000	\$4,000	\$0
MSW	37675	Phillip Crump	2009-0741-MSW-E	PANOLA	3/19/2011	\$900	\$0	\$900	\$0
MSW	39212	SIMMONS, JERRY	2010-0334-MSW-E	ORANGE	3/27/2011	\$1,050	\$0	\$1,050	\$0
MSW	39729	HILL, JACKIE	2010-0833-MSW-E	CORYELL	3/27/2011	\$1,050	\$0	\$1,050	\$0
MSW	38607	NERREN, CLARENCE W	2009-1771-MLM-E	HARDIN	3/27/2011	\$1,312	\$0	\$1,312	\$0
MSW	39442	PEREZ, RAYMOND	2010-0524-MSW-E	HIDALGO	4/8/2011	\$9,000	\$0	\$9,000	\$0
MSW	39909	Triple A Dump Truck Service, L.L.C.	2010-1012-MSW-E	HIDALGO	5/8/2011	\$2,500	\$0	\$2,500	\$0
MSW	39780	City of Newton	2010-0907-MLM-E	NEWTON	5/8/2011	\$7,000	\$1,400	\$0	\$5,600
MSW	40403	HARRIS, ROY	2010-1520-MSW-E	KINNEY	5/8/2011	\$2,625	\$0	\$2,625	\$0
MSW	40446	DIRT FREE CARPET & UPHOLSTERY CLEANING, INC.	2010-1573-MSW-E	GUADALUPE	5/8/2011	\$1,443	\$288	\$1,155	\$0
MSW	40343	Eco International LLC	2010-1478-MSW-E	HARRIS	5/22/2011	\$1,750	\$350	\$1,400	\$0
MSW	30599	Gettrell A. Carter *	2006-1140-MSW-E	CALDWELL	5/26/2011	\$23,250	\$0	\$23,250	\$0
MSW	38588	JOABERT DEVELOPMENT COMPANY	2009-1764-MSW-E	BEXAR	6/9/2011	\$1,070	\$0	\$1,070	\$0
MSW	40877	Cibolo Waste, Inc.	2010-2044-MSW-E	COMAL	6/20/2011	\$2,354	\$470	\$1,884	\$0
MSW	37525	Post Oak Grinding, L.L.C.	2009-0585-MSW-E	DALLAS	6/20/2011	\$8,400	\$0	\$8,400	\$0
MSW	40386	Sentinel Resources Corporation	2010-1503-MSW-E	*MULTIPLE	6/20/2011	\$24,000	\$0	\$24,000	\$0
MSW	40328	Alamo Recycle Centers, LLC	2010-1438-MSW-E	BEXAR	6/20/2011	\$2,393	\$478	\$1,915	\$0
MSW	39166	JP Environmental Recycling, LLC *	2010-0234-MSW-E	WICHITA	6/20/2011	\$30,000	\$0	\$30,000	\$0
MSW	38582	HESTER, TRAVIS D *	2009-1757-MSW-E	DALLAS	6/20/2011	\$8,250	\$0	\$8,250	\$0
MSW	40957	R2R Recycling LLC	2011-0034-MSW-E	TARRANT	7/2/2011	\$2,250	\$450	\$1,800	\$0
MSW	40945	Jim Hogg County	2011-0069-MSW-E	JIM HOGG	7/2/2011	\$2,250	\$450	\$1,800	\$0
MSW	39921	Madison, Mary *	2010-1026-MSW-E	TRINITY	7/10/2011	\$1,050	\$0	\$1,050	\$0
MSW	36101	RAMON, MACLOVIO	2010-1490-MSW-E	DUVAL	7/10/2011	\$9,100	\$0	\$9,100	\$0
MSW	39625	DUNN, DEMPSEY	2010-0714-MSW-E	HOUSTON	7/10/2011	\$1,050	\$0	\$1,050	\$0
MSW	35243	TAYLOR, MARVIN WAYNE	2010-1311-MSW-E	SHELBY	7/10/2011	\$600	\$0	\$600	\$0
MSW	39682	Bonilla, Horacio Tomas Meneses	2010-0774-MSW-E	EL PASO	7/10/2011	\$262	\$0	\$262	\$0
MSW	29047	Garland Kimbrell	2010-1423-MSW-E	LUBBOCK	7/10/2011	\$78,225	\$0	\$78,225	\$0
MSW	40006	Stephens, William F DBA WS TIRE TRANSPORT	2010-1124-MSW-E	POTTER	7/10/2011	\$2,625	\$0	\$2,625	\$0
MSW	35354	SHELTON, DENNIE	2010-0883-MSW-E	MCCULLOCH	7/10/2011	\$7,875	\$0	\$7,875	\$0

Singles Programs

Appendix 5: List of Administrative Orders Issued FY2011

Date Range Selected : 09/01/2010 - 08/31/2011

PGM	Case No.	Respondent Name	Docket#	County	Order Date	Penalty Assessed	Penalty Deferred	Payable Amount	SEP Offset
MSW	39489	Santos Barcenas dba Tyre King Recycling	2010-0575-MSW-E	HALE	7/10/2011	\$13,200	\$0	\$13,200	\$0
MSW	40173	BEVERLIN, TERRY	2010-1294-MSW-E	HARDIN	7/10/2011	\$1,000	\$0	\$1,000	\$0
MSW	33719	CHOATE, ROBERT	2010-1268-MSW-E	JEFFERSON	7/22/2011	\$31,250	\$0	\$31,250	\$0
MSW	34523	Ray Carpenter dba Carpenter Dirt Work	2010-1928-MSW-E	LAMPASAS	7/22/2011	\$12,008	\$0	\$12,008	\$0
MSW	39744	GARCIA, JULIA *	2010-0862-MSW-E	BELL	7/31/2011	\$3,500	\$0	\$3,500	\$0
MSW	40927	City of Big Lake	2011-0048-MSW-E	REAGAN	7/31/2011	\$3,937	\$787	\$0	\$3,150
MSW	40827	VELASQUEZ, FRANCISCO	2010-1986-MSW-E	HIDALGO	7/31/2011	\$10,000	\$2,000	\$8,000	\$0
MSW	10822	Western States Realty, LLC	2010-1699-MSW-E	JONES	8/20/2011	\$32,300	\$0	\$32,300	\$0
MSW	41121	Standard Waste Services, LLC	2011-0246-MSW-E	BEXAR	8/27/2011	\$2,000	\$400	\$1,600	\$0
Subtotal for MSW : 74						\$637,442	\$34,313	\$513,754	\$89,375
OL	39086	DAILEY, MARK WILLIAM	2010-0164-LII-E	BEXAR	9/10/2010	\$1,358	\$0	\$1,358	\$0
OL	38441	GUERRERO, MIGUEL	2009-1580-LII-E	TRAVIS	9/10/2010	\$500	\$0	\$500	\$0
OL	38531	HARKIN, SHANE	2009-1674-LII-E	TRAVIS	9/10/2010	\$250	\$0	\$250	\$0
OL	38295	ORDONEZ, JOSE	2009-1418-LII-E	DALLAS	9/10/2010	\$500	\$0	\$500	\$0
OL	39098	GONZALEZ, ALEJANDRO C	2010-0204-LII-E	DALLAS	9/26/2010	\$250	\$50	\$200	\$0
OL	39519	Platinum Plus Enterprises Inc	2010-0603-LII-E	MONTGOMERY	9/26/2010	\$375	\$75	\$300	\$0
OL	39494	LOPEZ, FILEMON	2010-0589-LII-E	TARRANT	9/26/2010	\$250	\$50	\$200	\$0
OL	39159	Ismael Medina	2010-0254-LII-E	LIBERTY	10/15/2010	\$563	\$112	\$451	\$0
OL	39218	LEBEAU, STEVE M	2010-0350-LII-E	TARRANT	10/15/2010	\$813	\$162	\$651	\$0
OL	39516	Jason's Lawn Care and Landscaping, Inc.	2010-0598-LII-E	MCLENNAN	10/25/2010	\$500	\$100	\$400	\$0
OL	39741	PARVIN, REED	2010-0841-LII-E	LIPSCOMB	10/25/2010	\$250	\$50	\$200	\$0
OL	39472	HENNARD, RANDY TODD	2010-0557-LII-E	JOHNSON	10/25/2010	\$237	\$47	\$190	\$0
OL	39573	SLUDER, STEVEN M	2010-0665-LII-E	SMITH	10/25/2010	\$450	\$90	\$360	\$0
OL	38427	SKERO, LARRY E	2009-1557-LII-E	LLANO	11/4/2010	\$952	\$0	\$952	\$0
OL	39137	Benjamin D. Baize	2010-0198-LII-E	VAL VERDE	11/14/2010	\$4,561	\$0	\$4,561	\$0
OL	39480	MCWILLIAMS, BART L	2010-0563-LII-E	TOM GREEN	11/15/2010	\$375	\$75	\$300	\$0
OL	39203	QUINTON, RODY ALEJANDRO	2010-0290-LII-E	FORT BEND	11/15/2010	\$1,125	\$225	\$900	\$0
OL	39065	TADDEI, RUBENS	2010-0170-LII-E	GALVESTON	12/4/2010	\$1,244	\$0	\$1,244	\$0
OL	38881	RODRIGUEZ, ANGEL	2009-2059-LII-E	TARRANT	12/5/2010	\$250	\$0	\$250	\$0
OL	38927	SANTILLAN, RODOLFO	2010-0012-LII-E	DALLAS	12/24/2010	\$250	\$0	\$250	\$0
OL	39479	WOOD, JAMES H	2010-0565-LII-E	TARRANT	12/25/2010	\$193	\$38	\$155	\$0
OL	39913	ROHDE, MARK E	2010-1015-LII-E	KENDALL	12/25/2010	\$500	\$100	\$400	\$0
OL	38984	EVANS, DERALD	2010-0070-LII-E	TARRANT	12/25/2010	\$250	\$0	\$250	\$0
OL	39599	MEYER, JARROD L	2010-0705-LII-E	SMITH	1/14/2011	\$362	\$0	\$362	\$0
OL	39778	WILLIAMSON, ROBERT JAMES	2010-0885-LII-E	TRAVIS	2/5/2011	\$1,575	\$315	\$1,260	\$0
OL	39663	ORTEGA, ROBERTO	2010-0754-LII-E	DALLAS	2/5/2011	\$225	\$45	\$180	\$0
OL	39910	MAYBERRY, CHRIS L	2010-1011-LII-E	COMAL	2/5/2011	\$255	\$51	\$204	\$0
OL	40316	REED, PAUL D	2010-1433-LII-E	WALKER	2/20/2011	\$193	\$38	\$155	\$0

Singles Programs

Appendix 5: List of Administrative Orders Issued FY2011

Date Range Selected : 09/01/2010 - 08/31/2011

PGM	Case No.	Respondent Name	Docket#	County	Order Date	Penalty Assessed	Penalty Deferred	Payable Amount	SEP Offset
OL	39927	Lawn Appeal LLC	2010-1034-LII-E	ANGELINA	2/20/2011	\$450	\$90	\$360	\$0
OL	39392	GLENN, LISA	2010-0482-LII-E	LAMAR	2/25/2011	\$745	\$0	\$745	\$0
OL	39644	VANCE, ROBERT W	2010-0739-LII-E	BEXAR	2/25/2011	\$262	\$0	\$262	\$0
OL	39740	SLATER, JOE F	2010-0858-LII-E	HOOD	2/25/2011	\$1,681	\$0	\$1,681	\$0
OL	39248	One Stop Landscape Shop, LLC	2010-0356-LII-E	TRAVIS	3/12/2011	\$500	\$0	\$500	\$0
OL	39039	PHILLIPS, MATT R	2010-0114-LII-E	SMITH	3/12/2011	\$250	\$0	\$250	\$0
OL	39135	STOCKTON, KEVIN	2010-0225-LII-E	TRAVIS	3/19/2011	\$225	\$0	\$225	\$0
OL	39863	Local Landscape, LLC	2010-0960-LII-E	COMAL	3/19/2011	\$250	\$0	\$250	\$0
OL	38374	NOYES, DAN	2009-1498-WOC-E	HARRIS	3/19/2011	\$1,992	\$0	\$1,992	\$0
OL	39992	BAUGH, DANIEL	2010-1118-LII-E	TRAVIS	3/19/2011	\$250	\$0	\$250	\$0
OL	39221	MARTINEZ, FRED	2010-0312-LII-E	WILLIAMSON	3/27/2011	\$500	\$0	\$500	\$0
OL	38474	SISCA, JOEY	2009-1566-LII-E	TRAVIS	3/27/2011	\$900	\$0	\$900	\$0
OL	39222	WHITSON, CLAYTON C	2010-0311-LII-E	BELL	3/27/2011	\$1,375	\$0	\$1,375	\$0
OL	37663	MOSCOSO, MANUEL ANTONIO	2009-0751-LII-E	HARRIS	4/18/2011	\$450	\$0	\$450	\$0
OL	39515	SANCHEZ, JUAN	2010-0612-LII-E	HARRIS	5/8/2011	\$1,245	\$0	\$1,245	\$0
OL	39456	FERNANDEZ, JAMIE J	2010-0544-LII-E	HARRIS	5/22/2011	\$739	\$147	\$592	\$0
OL	39856	CANTU, CARY	2010-0957-LII-E	NACOGDOCHES	7/10/2011	\$262	\$0	\$262	\$0
OL	39857	KOZER, JUAN	2010-0958-LII-E	CALDWELL	7/10/2011	\$250	\$0	\$250	\$0
OL	39694	PENA, JOSE	2010-0788-LII-E	DALLAS	7/31/2011	\$250	\$0	\$250	\$0
OL	39445	CHOATE, MARK P	2010-0526-LII-E	DALLAS	7/31/2011	\$18,105	\$0	\$18,105	\$0
OL	40721	HOWELLS, JOSHUA W	2010-1861-LII-E	BLANCO	8/13/2011	\$663	\$0	\$663	\$0
OL	40681	CORONADO, JOSE EDUARDO	2010-1819-LII-E	HARRIS	8/20/2011	\$996	\$0	\$996	\$0
OL	41145	JEFFERSON, NEIL D	2011-0265-LII-E	COLLIN	8/27/2011	\$375	\$75	\$300	\$0
Subtotal for OL : 51						\$51,321	\$1,935	\$49,386	\$0
PST	38364	Anatolian Trading, Inc.	2009-1410-PST-E	HARRIS	9/10/2010	\$3,648	\$0	\$3,648	\$0
PST	38986	Rabindra Nauth	2010-0073-PST-E	JEFFERSON	9/10/2010	\$6,600	\$0	\$6,600	\$0
PST	38822	Lindale Stores, Inc.	2009-2003-PST-E	DALLAS	9/10/2010	\$5,207	\$0	\$5,207	\$0
PST	37531	TRAN, NHAT QUANG	2009-0588-PST-E	HARRIS	9/15/2010	\$7,720	\$0	\$7,720	\$0
PST	39273	N & K Hampton Services, Inc.	2010-0326-PST-E	DALLAS	9/26/2010	\$4,226	\$845	\$3,381	\$0
PST	39081	Estate of A. B. Guess c/o Arlozelle P. Guess, Executor	2010-0209-PST-E	FORT BEND	9/26/2010	\$6,300	\$1,260	\$5,040	\$0
PST	39350	Texas A&M University	2010-0431-PST-E	BRAZOS	9/26/2010	\$4,800	\$960	\$3,840	\$0
PST	39155	Shujat Holding Company	2010-0230-PST-E	*MULTIPLE	9/26/2010	\$17,500	\$3,500	\$14,000	\$0
PST	39337	K H Jung Investment, Inc.	2010-0423-PST-E	NUECES	9/26/2010	\$5,460	\$1,092	\$4,368	\$0
PST	39244	Star Mini Mart, LLC	2010-0344-PST-E	JEFFERSON	9/26/2010	\$4,275	\$855	\$3,420	\$0
PST	39297	Juliet Operating Company, Inc.	2010-0406-PST-E	TARRANT	9/26/2010	\$3,519	\$703	\$2,816	\$0
PST	40004	Wallinsein Enterprises, Inc.	2010-1122-PST-E	LUBBOCK	9/26/2010	\$1,750	\$0	\$1,750	\$0
PST	39267	Convenience Mart, Inc.	2010-0329-PST-E	HARRIS	9/26/2010	\$10,000	\$2,000	\$8,000	\$0
PST	39461	Panjwani Enterprises, Inc.	2010-0539-PST-E	HARRIS	9/26/2010	\$2,200	\$440	\$1,760	\$0

Singles Programs

Appendix 5: List of Administrative Orders Issued FY2011

Date Range Selected : 09/01/2010 - 08/31/2011

PGM	Case No.	Respondent Name	Docket#	County	Order Date	Penalty Assessed	Penalty Deferred	Payable Amount	SEP Offset
PST	39270	JUNAID INVESTMENTS INC	2010-0319-PST-E	HARRIS	9/26/2010	\$2,558	\$511	\$2,047	\$0
PST	38662	Collin County	2009-1834-PST-E	COLLIN	9/26/2010	\$3,675	\$735	\$2,940	\$0
PST	38672	Metroplex Lucky Star, LLC	2009-1759-PST-E	TARRANT	9/26/2010	\$3,689	\$737	\$2,952	\$0
PST	39254	Kohettur, Inc.	2010-0327-PST-E	HARRIS	9/26/2010	\$6,237	\$1,247	\$4,990	\$0
PST	39439	Skinny's, LLC	2010-0522-PST-E	TOM GREEN	9/26/2010	\$5,090	\$1,018	\$4,072	\$0
PST	35544	Ari Ari, Ltd.	2008-0445-PST-E	DALLAS	9/26/2010	\$19,471	\$0	\$19,471	\$0
PST	39359	New Alia Enterprise, Inc.	2010-0446-PST-E	GALVESTON	10/15/2010	\$2,244	\$448	\$1,796	\$0
PST	39376	Pfhc, Ltd.	2010-0464-PST-E	HOUSTON	10/15/2010	\$18,980	\$3,796	\$15,184	\$0
PST	39383	Jack D. Williams	2010-0473-PST-E	RANDALL	10/15/2010	\$2,625	\$525	\$2,100	\$0
PST	39225	GOVINDRAM, BHARATH U	2010-0306-PST-E	JEFFERSON	10/15/2010	\$36,100	\$7,220	\$28,880	\$0
PST	38305	Dixie In Inc.	2009-1479-PST-E	HARRIS	10/15/2010	\$6,631	\$0	\$6,631	\$0
PST	38591	Jorge Magallanes Martinez	2009-1731-PST-E	WEBB	10/15/2010	\$3,675	\$0	\$3,675	\$0
PST	38590	G.L. Properties, Inc.	2009-1733-PST-E	WEBB	10/15/2010	\$2,750	\$0	\$2,750	\$0
PST	39263	I. S. S. Enterprises Inc	2010-0368-PST-E	HARRIS	10/15/2010	\$8,565	\$1,713	\$6,852	\$0
PST	39416	M&O Services, L.L.C.	2010-0499-PST-E	EL PASO	10/15/2010	\$14,560	\$2,912	\$11,648	\$0
PST	39451	LEE, KWANG SOON	2010-0559-PST-E	HARRIS	10/15/2010	\$4,188	\$837	\$3,351	\$0
PST	38605	Shamsuddin A. Lassi *	2009-1715-PST-E	MCLENNAN	10/15/2010	\$18,021	\$0	\$18,021	\$0
PST	39198	Star Fuels, Inc.	2010-0371-PST-E	HARRIS	10/15/2010	\$8,554	\$0	\$8,554	\$0
PST	38731	Sarbali, Inc.	2009-1882-PST-E	HARRIS	10/15/2010	\$5,337	\$0	\$5,337	\$0
PST	39537	Methodist Healthcare System of San Antonio, Ltd., L.L.P.	2010-0669-PST-E	BEXAR	10/15/2010	\$2,305	\$461	\$1,844	\$0
PST	39393	ALI, AKBER	2010-0484-PST-E	TRAVIS	10/15/2010	\$5,331	\$1,066	\$4,265	\$0
PST	39262	Gova Enterprise, Inc.	2010-0351-PST-E	HARRIS	10/15/2010	\$8,040	\$1,608	\$6,432	\$0
PST	39320	JWK AUTO GROUP INC	2010-0392-PST-E	TARRANT	10/15/2010	\$6,673	\$1,334	\$5,339	\$0
PST	39374	Steinhagen Oil Company, Inc.	2010-0469-PST-E	JEFFERSON	10/15/2010	\$11,205	\$2,241	\$8,964	\$0
PST	39589	R & D Distributing Ltd	2010-0680-PST-E	SHELBY	10/15/2010	\$8,025	\$1,605	\$6,420	\$0
PST	38183	Magic First, Inc.	2009-1340-PST-E	HARRIS	10/15/2010	\$20,340	\$0	\$20,340	\$0
PST	39623	Dollie Jobe	2010-0719-PST-E	SWISHER	10/15/2010	\$2,625	\$525	\$2,100	\$0
PST	39419	Skinny's, LLC	2010-0504-PST-E	TOM GREEN	10/15/2010	\$6,095	\$1,219	\$4,876	\$0
PST	39354	GILL, ROBERT JOHN	2010-0437-PST-E	WICHITA	10/15/2010	\$2,625	\$0	\$2,625	\$0
PST	39375	Racetrac Petroleum, Inc.	2010-0483-PST-E	HARRIS	10/15/2010	\$9,454	\$1,890	\$7,564	\$0
PST	39534	Army & Air Force Exchange Service	2010-0622-PST-E	DALLAS	10/15/2010	\$8,000	\$1,600	\$6,400	\$0
PST	38431	Beechnut Food Stores, Inc.	2009-1525-PST-E	HARRIS	10/16/2010	\$3,119	\$0	\$3,119	\$0
PST	38894	Shafiq Rehman *	2009-2069-PST-E	HARRIS	10/16/2010	\$6,387	\$0	\$6,387	\$0
PST	38875	BMS GROCERY STORES LLC	2009-2045-PST-E	BEXAR	10/16/2010	\$8,229	\$0	\$8,229	\$0
PST	39144	S.S.O.S. Investments INT'L Inc.	2010-0197-PST-E	GALVESTON	10/16/2010	\$6,900	\$0	\$6,900	\$0
PST	39667	Brazoria County	2010-0762-PST-E	BRAZORIA	10/25/2010	\$4,425	\$885	\$3,540	\$0
PST	39548	BUI, HIEU	2010-0637-PST-E	HARRIS	10/25/2010	\$4,658	\$931	\$3,727	\$0
PST	40075	Good Time Stores, Inc.	2010-1201-PST-E	HOCKLEY	10/25/2010	\$1,750	\$0	\$1,750	\$0

Singles Programs

Appendix 5: List of Administrative Orders Issued FY2011

Date Range Selected : 09/01/2010 - 08/31/2011

PGM	Case No.	Respondent Name	Docket#	County	Order Date	Penalty Assessed	Penalty Deferred	Payable Amount	SEP Offset
PST	39617	7-Eleven, Inc.	2010-0727-PST-E	TARRANT	10/25/2010	\$3,301	\$660	\$2,641	\$0
PST	39560	Horseshoe Bay Resort, Ltd.	2010-0647-PST-E	LLANO	10/25/2010	\$12,531	\$2,505	\$10,026	\$0
PST	39060	Gemini Ventures Inc.	2010-0140-PST-E	HARRIS	10/25/2010	\$6,305	\$1,261	\$5,044	\$0
PST	39710	United Parcel Service, Inc.	2010-0808-PST-E	TARRANT	10/25/2010	\$3,025	\$605	\$2,420	\$0
PST	39418	RUH Enterprises, Inc.	2010-0502-PST-E	TARRANT	10/25/2010	\$12,981	\$2,596	\$10,385	\$0
PST	39603	ESSA INC	2010-0692-PST-E	HARRIS	10/25/2010	\$2,897	\$579	\$2,318	\$0
PST	39707	Sunrise Fuel, Inc.	2010-0803-PST-E	HARRIS	10/25/2010	\$4,391	\$878	\$3,513	\$0
PST	39215	Lucky Lady Oil Company	2010-0285-PST-E	ELLIS	10/25/2010	\$14,326	\$2,865	\$11,461	\$0
PST	38317	B & H Group, Inc.	2009-1453-PST-E	JOHNSON	11/14/2010	\$2,625	\$0	\$2,625	\$0
PST	39177	James L Wells	2010-0269-PST-E	LEON	11/14/2010	\$3,675	\$0	\$3,675	\$0
PST	37764	SHEKHANI, AFZAL *	2009-0874-PST-E	HARRIS	11/14/2010	\$20,116	\$0	\$20,116	\$0
PST	36051	PERKINS, BARBARA	2008-1201-PST-E	CHILDRESS	11/14/2010	\$2,750	\$0	\$2,750	\$0
PST	38213	AHMED, MOHAMMED A	2009-1360-PST-E	HARRIS	11/14/2010	\$9,125	\$0	\$9,125	\$0
PST	39031	Gadi Shushan *	2010-0119-PST-E	NUECES	11/14/2010	\$17,850	\$0	\$17,850	\$0
PST	40229	Central Freight Lines, Inc.	2010-1368-PST-E	LUBBOCK	11/15/2010	\$1,750	\$0	\$1,750	\$0
PST	39513	A&A PETROLEUM OF TEXAS INC	2010-0599-PST-E	HARRIS	11/15/2010	\$5,059	\$1,011	\$4,048	\$0
PST	39434	A & N Momin Enterprises, Inc.	2010-0513-PST-E	HARRIS	11/15/2010	\$30,456	\$6,091	\$24,365	\$0
PST	39436	SJKR, Inc. dba Steve's Texaco	2010-0520-PST-E	*MULTIPLE	11/15/2010	\$3,125	\$625	\$2,500	\$0
PST	39653	HIMALAYAN STAR INC	2010-0780-PST-E	ERATH	11/15/2010	\$6,684	\$1,336	\$5,348	\$0
PST	39158	Anum Texas Corp	2010-0281-PST-E	TARRANT	11/15/2010	\$6,171	\$1,234	\$4,937	\$0
PST	38904	ALHINDI, ALI AHMAD	2009-2086-PST-E	*MULTIPLE	11/15/2010	\$5,665	\$0	\$5,665	\$0
PST	39356	FT-EZCO, Inc.	2010-0438-PST-E	TARRANT	11/15/2010	\$4,484	\$0	\$4,484	\$0
PST	39566	Lucky Associates, Inc.	2010-0657-PST-E	TRAVIS	11/15/2010	\$4,856	\$971	\$3,885	\$0
PST	39577	Texas Petroleum Group, LLC	2010-0663-PST-E	HARRIS	11/15/2010	\$4,946	\$989	\$3,957	\$0
PST	39629	PHAM, QUANG DANG	2010-0718-PST-E	HARRIS	11/15/2010	\$3,446	\$689	\$2,757	\$0
PST	39558	Elwans, Inc.	2010-0648-PST-E	HARRIS	11/15/2010	\$4,524	\$904	\$3,620	\$0
PST	39311	Bhima Corporation	2010-0399-PST-E	HARRIS	11/15/2010	\$1,925	\$385	\$1,540	\$0
PST	40277	Centergas Fuels, Inc.	2010-1415-PST-E	LAMB	11/15/2010	\$1,750	\$0	\$1,750	\$0
PST	39146	J N J Operations, INC.	2010-0235-PST-E	BRAZORIA	11/15/2010	\$3,035	\$0	\$3,035	\$0
PST	39619	N & S INVESTMENTS INC	2010-0725-PST-E	LUBBOCK	11/15/2010	\$3,850	\$770	\$3,080	\$0
PST	40127	Hays City Corporation	2010-1243-PST-E	TRAVIS	11/15/2010	\$1,020	\$0	\$1,020	\$0
PST	39628	N.K.S.S. Enterprises, Inc.	2010-0722-PST-E	ORANGE	11/15/2010	\$5,775	\$1,155	\$4,620	\$0
PST	38651	FATIMA ENTERPRISES INC.	2009-1800-PST-E	FORT BEND	11/15/2010	\$16,403	\$3,280	\$13,123	\$0
PST	39896	Racetrac Petroleum, Inc.	2010-1000-PST-E	TARRANT	11/15/2010	\$4,786	\$957	\$3,829	\$0
PST	39522	Federico Mendez, LLC	2010-0610-PST-E	BEE	11/15/2010	\$4,976	\$995	\$3,981	\$0
PST	39673	Somang Management Inc	2010-0767-PST-E	CALHOUN	11/15/2010	\$5,355	\$1,071	\$4,284	\$0
PST	39775	TRT Development Company - CCS	2010-0968-PST-E	*MULTIPLE	11/15/2010	\$6,503	\$1,300	\$5,203	\$0
PST	39621	CHOE, YUNBAE	2010-0720-PST-E	NUECES	11/15/2010	\$6,602	\$1,320	\$5,282	\$0

Singles Programs

Appendix 5: List of Administrative Orders Issued FY2011

Date Range Selected : 09/01/2010 - 08/31/2011

PGM	Case No.	Respondent Name	Docket#	County	Order Date	Penalty Assessed	Penalty Deferred	Payable Amount	SEP Offset
PST	39616	WAGGONER, WILLIAM	2010-0728-PST-E	GALVESTON	11/15/2010	\$2,443	\$488	\$1,955	\$0
PST	39499	United Transmissions, Inc.	2010-0584-PST-E	HARRIS	11/15/2010	\$2,796	\$559	\$2,237	\$0
PST	39386	NGUYEN, TO *	2010-0475-PST-E	TARRANT	12/4/2010	\$6,592	\$1,318	\$5,274	\$0
PST	39806	Hope, Hardwork, and Happiness, Inc.	2010-0898-PST-E	DALLAS	12/4/2010	\$2,625	\$525	\$2,100	\$0
PST	39862	DALLAS SNR INC	2010-0961-PST-E	DALLAS	12/4/2010	\$3,803	\$760	\$3,043	\$0
PST	38089	Jerry Spencer, L.P.	2009-1250-PST-E	TARRANT	12/4/2010	\$20,200	\$0	\$20,200	\$0
PST	39575	Reliance Store, LLC	2010-0661-PST-E	HARRIS	12/4/2010	\$5,684	\$1,136	\$4,548	\$0
PST	39501	VILLARREAL, ALBERTO ALBA	2010-0581-PST-E	CAMERON	12/4/2010	\$5,183	\$1,036	\$4,147	\$0
PST	39593	Richey and Monk Grocery, Inc.	2010-0686-PST-E	LIBERTY	12/4/2010	\$12,517	\$2,503	\$10,014	\$0
PST	39561	TJSR, Inc.	2010-0670-PST-E	FORT BEND	12/4/2010	\$8,506	\$1,701	\$6,805	\$0
PST	40012	CHAI EXPRESS INC	2010-1127-PST-E	TARRANT	12/4/2010	\$3,118	\$623	\$2,495	\$0
PST	39389	Ogbazgi Semer Galai and Ogbazgi Tesfaslassie	2010-0479-PST-E	DALLAS	12/4/2010	\$3,508	\$0	\$3,508	\$0
PST	39622	Anju Enterprises, Inc.	2010-0721-PST-E	HARRIS	12/4/2010	\$14,023	\$2,804	\$11,219	\$0
PST	39518	ISSN Enterprises, Inc.	2010-0601-PST-E	BRAZORIA	12/4/2010	\$23,787	\$4,757	\$19,030	\$0
PST	39652	Southern Tri-Star Markets II, LTD	2010-0747-PST-E	BRAZORIA	12/4/2010	\$11,516	\$2,303	\$9,213	\$0
PST	39711	BHATT, SAMIR H	2010-0810-PST-E	KAUFMAN	12/4/2010	\$10,854	\$2,170	\$8,684	\$0
PST	39441	CAMPBELL BUSINESS INC	2010-0546-PST-E	HARRIS	12/4/2010	\$7,105	\$1,421	\$5,684	\$0
PST	39651	Kingstreet Investments, LLC	2010-0746-PST-E	HARRIS	12/4/2010	\$2,782	\$556	\$2,226	\$0
PST	39103	METRO MART INC	2010-0159-PST-E	HARRIS	12/4/2010	\$4,663	\$0	\$4,663	\$0
PST	39502	Ranglers Group Inc	2010-0582-PST-E	ERATH	12/4/2010	\$9,179	\$1,835	\$7,344	\$0
PST	39465	Travis E. Tindol Jr.	2010-0545-PST-E	BEE	12/4/2010	\$7,208	\$1,441	\$5,767	\$0
PST	39557	PRITEN YOGESH PATEL LLC	2010-0650-PST-E	LUBBOCK	12/4/2010	\$3,525	\$705	\$2,820	\$0
PST	37980	Blue Sky Corporation	2009-1056-PST-E	GALVESTON	12/4/2010	\$3,983	\$796	\$3,187	\$0
PST	39745	Hernandez, Duvelsa L	2010-0877-PST-E	NUECES	12/4/2010	\$5,265	\$1,053	\$4,212	\$0
PST	38351	Flores Ricardo	2009-1491-PST-E	*MULTIPLE	12/5/2010	\$6,300	\$0	\$6,300	\$0
PST	38779	TRENT, DOYLE	2009-1942-PST-E	MCLENNAN	12/5/2010	\$3,675	\$0	\$3,675	\$0
PST	39543	Davis and Wardlaw Oil Co., Inc.	2010-0634-PST-E	BAYLOR	12/5/2010	\$6,300	\$0	\$6,300	\$0
PST	37906	Z. A.O., INC.	2009-1052-MLM-E	EL PASO	12/5/2010	\$7,000	\$0	\$7,000	\$0
PST	39207	PCR CONSTRUCTION/DEVELOPMENT INC.	2010-0288-PST-E	HIDALGO	12/14/2010	\$9,066	\$0	\$9,066	\$0
PST	37014	LEE, EUN BOK	2009-0052-PST-E	HARRIS	12/23/2010	\$4,946	\$0	\$4,946	\$0
PST	39059	Kingwood Petroleum, LLC	2010-0135-PST-E	NACOGDOCHES	12/24/2010	\$3,675	\$0	\$3,675	\$0
PST	36257	Santos Barcenas	2009-1963-PST-E	TOM GREEN	12/24/2010	\$21,630	\$0	\$21,630	\$0
PST	39317	GRAY, DWAYNE	2010-0407-PST-E	MCLENNAN	12/24/2010	\$4,725	\$0	\$4,725	\$0
PST	39533	BROOM, JIM	2010-0179-PST-E	NACOGDOCHES	12/24/2010	\$6,300	\$0	\$6,300	\$0
PST	40030	We Are Crazy, Inc.	2010-1137-PST-E	ORANGE	12/25/2010	\$2,000	\$0	\$2,000	\$0
PST	39825	Rudy's Texas Bar-B-Q, L.L.C	2010-0984-PST-E	MCLENNAN	12/25/2010	\$6,100	\$1,220	\$4,880	\$0
PST	39719	KIE Enterprises, Inc.	2010-0882-PST-E	HARRIS	12/25/2010	\$4,180	\$836	\$3,344	\$0
PST	36919	Oliver Rod C	2008-1893-PST-E	*MULTIPLE	12/25/2010	\$5,250	\$0	\$5,250	\$0

Singles Programs

Appendix 5: List of Administrative Orders Issued FY2011

Date Range Selected : 09/01/2010 - 08/31/2011

PGM	Case No.	Respondent Name	Docket#	County	Order Date	Penalty Assessed	Penalty Deferred	Payable Amount	SEP Offset
PST	39645	Southern Tri-Star Markets II, LTD	2010-0740-PST-E	BRAZORIA	12/25/2010	\$11,141	\$2,228	\$8,913	\$0
PST	39943	Muree Valley International, Inc.	2010-1045-PST-E	DALLAS	12/25/2010	\$2,173	\$434	\$1,739	\$0
PST	39771	TBNL Investments, Inc.	2010-0900-PST-E	GALVESTON	12/25/2010	\$4,179	\$835	\$3,344	\$0
PST	39586	AGESHEN, MALCOM	2010-0676-PST-E	DALLAS	12/25/2010	\$11,791	\$2,358	\$9,433	\$0
PST	39830	Nabius #1, Inc.	2010-0930-PST-E	TARRANT	12/25/2010	\$7,918	\$1,583	\$6,335	\$0
PST	40436	Texas Department of Aging and Disability Services	2010-1578-PST-E	LUBBOCK	12/25/2010	\$1,750	\$0	\$1,750	\$0
PST	39620	IZZA, Inc.	2010-0724-PST-E	HARRIS	12/25/2010	\$4,519	\$903	\$3,616	\$0
PST	39835	JD Cambridge Enterprise Inc	2010-0944-PST-E	TARRANT	12/25/2010	\$4,182	\$836	\$3,346	\$0
PST	39832	DOUANGKESONE, ORAPHINE	2010-0980-PST-E	TOM GREEN	12/25/2010	\$7,175	\$1,435	\$5,740	\$0
PST	39794	Shah & Shah, Inc.	2010-0894-PST-E	DALLAS	12/25/2010	\$12,906	\$2,581	\$10,325	\$0
PST	39259	Ahor Enterprise Inc.	2010-0322-PST-E	HARRIS	12/25/2010	\$10,973	\$0	\$10,973	\$0
PST	40119	Sathya Enterprises, LLC	2010-1239-PST-E	HARRIS	12/25/2010	\$3,834	\$766	\$3,068	\$0
PST	39815	WESTPARK STATION INC	2010-0969-PST-E	HARRIS	12/25/2010	\$6,031	\$1,206	\$4,825	\$0
PST	39705	NGO, THUAN T	2010-0802-PST-E	GALVESTON	12/25/2010	\$6,500	\$1,300	\$5,200	\$0
PST	39721	SOPHIA FOOD MARKET INC	2010-0816-PST-E	MILAM	12/25/2010	\$7,406	\$1,481	\$5,925	\$0
PST	39956	Palmera Inc	2010-1065-PST-E	DALLAS	12/25/2010	\$3,330	\$666	\$2,664	\$0
PST	39886	Sama, Inc.	2010-0996-PST-E	HARRIS	12/25/2010	\$5,806	\$1,161	\$4,645	\$0
PST	39676	2S & J INVESTMENT GROUP LLC	2010-0779-PST-E	HARRIS	12/25/2010	\$14,530	\$2,906	\$11,624	\$0
PST	39739	Lynda F. Cochran	2010-0842-PST-E	ORANGE	12/25/2010	\$2,625	\$525	\$2,100	\$0
PST	34380	4200 Rosedale, LLC	2007-1259-PST-E	TARRANT	12/27/2010	\$3,675	\$0	\$3,675	\$0
PST	39725	Khatib Nabil A	2010-0820-PST-E	*MULTIPLE	1/14/2011	\$2,625	\$0	\$2,625	\$0
PST	39282	Jerry F. Waneck	2010-0377-PST-E	BASTROP	1/26/2011	\$7,496	\$0	\$7,496	\$0
PST	39843	Charania, Inc.	2010-0933-PST-E	JASPER	2/5/2011	\$3,675	\$735	\$2,940	\$0
PST	39979	Star Fuels, Inc.	2010-1098-PST-E	HARRIS	2/5/2011	\$10,396	\$2,079	\$8,317	\$0
PST	39934	Joseph David Fitts	2010-1049-PST-E	DEWITT	2/5/2011	\$2,625	\$525	\$2,100	\$0
PST	39807	Murphy Oil USA, Inc.	2010-0897-PST-E	EL PASO	2/5/2011	\$6,620	\$1,324	\$5,296	\$0
PST	40020	NOORANI & BROTHERS, INC.	2010-1131-PST-E	HARRIS	2/5/2011	\$4,100	\$820	\$3,280	\$0
PST	39963	Nabil Enterprises, Inc.	2010-1083-PST-E	HARRIS	2/5/2011	\$8,650	\$1,730	\$6,920	\$0
PST	39960	Flying J, Inc.	2010-1071-PST-E	ORANGE	2/5/2011	\$9,278	\$1,855	\$7,423	\$0
PST	40034	CHUNG, WOOCHUN	2010-1142-PST-E	HARRIS	2/5/2011	\$2,515	\$503	\$2,012	\$0
PST	39945	Independent Oil Company	2010-1042-PST-E	HILL	2/5/2011	\$4,500	\$900	\$3,600	\$0
PST	40102	ZOOBAIRIE, SAEED A	2010-1219-PST-E	TRAVIS	2/5/2011	\$4,241	\$848	\$3,393	\$0
PST	40060	Retail Max, Inc.	2010-1170-PST-E	JEFFERSON	2/5/2011	\$9,675	\$1,935	\$7,740	\$0
PST	40159	Nogales Produce, Inc.	2010-1290-PST-E	DALLAS	2/5/2011	\$12,193	\$2,438	\$9,755	\$0
PST	39882	Steinhagen Oil Company, Inc.	2010-1014-PST-E	JEFFERSON	2/5/2011	\$11,878	\$2,375	\$9,503	\$0
PST	40363	Raheela Enterprises Inc.	2010-1481-PST-E	HARRIS	2/5/2011	\$2,000	\$400	\$1,600	\$0
PST	39851	Amakanojija, Inc.	2010-0953-PST-E	GALVESTON	2/5/2011	\$3,415	\$683	\$2,732	\$0
PST	38344	Kd Allseason, Inc.	2009-1475-PST-E	HARRIS	2/5/2011	\$8,050	\$0	\$8,050	\$0

Singles Programs

Appendix 5: List of Administrative Orders Issued FY2011

Date Range Selected : 09/01/2010 - 08/31/2011

PGM	Case No.	Respondent Name	Docket#	County	Order Date	Penalty Assessed	Penalty Deferred	Payable Amount	SEP Offset
PST	40576	TEXANS TEXACO	2010-1719-PST-E	BELL	2/5/2011	\$875	\$0	\$875	\$0
PST	40036	Adil and Waseem Inc.	2010-1146-PST-E	HARRIS	2/5/2011	\$4,840	\$968	\$3,872	\$0
PST	39985	Dauva, LLC	2010-1107-PST-E	HARRIS	2/5/2011	\$3,765	\$753	\$3,012	\$0
PST	39796	Q M MARKETS, INC.	2010-0925-PST-E	BRAZORIA	2/5/2011	\$8,550	\$1,710	\$6,840	\$0
PST	21549	SILVA, HECTOR SR	2008-0377-PST-E	FRIO	2/5/2011	\$56,550	\$52,950	\$3,600	\$0
PST	39679	Yeung Realty, Inc.	2010-0805-PST-E	*MULTIPLE	2/5/2011	\$7,018	\$1,402	\$5,616	\$0
PST	40112	Parkway Food Mart Inc.	2010-1229-PST-E	FORT BEND	2/5/2011	\$5,406	\$1,081	\$4,325	\$0
PST	40044	ALMEDA MART INC	2010-1161-PST-E	HARRIS	2/20/2011	\$4,369	\$873	\$3,496	\$0
PST	39700	A.A.G. Texas, Inc	2010-0849-PST-E	HARRIS	2/20/2011	\$4,165	\$833	\$3,332	\$0
PST	39777	Shahz Brothers Inc.	2010-0891-PST-E	NUECES	2/20/2011	\$3,330	\$666	\$2,664	\$0
PST	39605	KHAN, NASEEN	2010-0750-PST-E	DALLAS	2/20/2011	\$3,936	\$0	\$3,936	\$0
PST	39826	Ikoankar LLC	2010-0921-PST-E	TARRANT	2/20/2011	\$3,661	\$732	\$2,929	\$0
PST	39916	Murphy Oil USA, Inc.	2010-1025-PST-E	COLLIN	2/20/2011	\$19,029	\$3,805	\$15,224	\$0
PST	39975	Nalla Idayan Inc.	2010-1090-PST-E	BRAZORIA	2/20/2011	\$6,756	\$1,351	\$5,405	\$0
PST	39845	Delta Enterprise, Inc.	2010-0966-PST-E	HARRIS	2/20/2011	\$4,143	\$828	\$3,315	\$0
PST	39867	NZSA, Inc.	2010-0971-PST-E	BEXAR	2/20/2011	\$8,735	\$1,747	\$6,988	\$0
PST	40069	Diamond Gulf, Inc.	2010-1178-PST-E	HARRIS	2/20/2011	\$3,646	\$729	\$2,917	\$0
PST	40284	YOUSEF, AHMAD	2010-1403-PST-E	TOM GREEN	2/20/2011	\$8,454	\$1,690	\$6,764	\$0
PST	39968	Zeway Corp.	2010-1089-PST-E	COLLIN	2/20/2011	\$2,161	\$432	\$1,729	\$0
PST	40003	Quick Pay Enterprises, Inc.	2010-1134-PST-E	BEXAR	2/20/2011	\$9,304	\$1,860	\$7,444	\$0
PST	39885	City Int'l., Ltd.	2010-1044-PST-E	HARRIS	2/20/2011	\$15,376	\$3,075	\$12,301	\$0
PST	39890	153 INC	2010-0992-PST-E	CALHOUN	2/20/2011	\$3,621	\$724	\$2,897	\$0
PST	39804	GREAT CHAMBERS INVESTMENT INC.	2010-0899-PST-E	CHAMBERS	2/20/2011	\$14,155	\$2,831	\$11,324	\$0
PST	39868	Compass USA Enterprises, Inc.	2010-0972-PST-E	HARRIS	2/20/2011	\$2,225	\$445	\$1,780	\$0
PST	39971	Rimo, Inc.	2010-1082-PST-E	DALLAS	2/20/2011	\$3,240	\$648	\$2,592	\$0
PST	40080	Dharani Enterprises Inc.	2010-1202-PST-E	FORT BEND	2/20/2011	\$9,030	\$1,806	\$7,224	\$0
PST	39841	City of Cedar Hill	2010-0935-PST-E	DALLAS	2/20/2011	\$12,025	\$2,405	\$9,620	\$0
PST	40052	MAHNAZ ENTERPRISES INC	2010-1166-PST-E	HARRIS	2/20/2011	\$2,290	\$458	\$1,832	\$0
PST	39524	LONDONDERRY ENTERPRISES INC	2010-0611-PST-E	HARRIS	2/25/2011	\$24,659	\$0	\$24,659	\$0
PST	38880	Prissy Knighten *	2009-2055-PST-E	*MULTIPLE	2/25/2011	\$5,425	\$0	\$5,425	\$0
PST	39706	Ramon Aguilar	2010-0832-PST-E	JEFFERSON	2/25/2011	\$4,900	\$0	\$4,900	\$0
PST	40176	Mars Convenience, Inc.	2010-1296-PST-E	HARRIS	3/7/2011	\$2,580	\$516	\$2,064	\$0
PST	38646	McCraw Oil Company, Inc.	2009-1752-PST-E	TARRANT	3/7/2011	\$19,222	\$0	\$19,222	\$0
PST	40447	Circle Bar Truck Corral, Inc.	2010-1554-PST-E	CROCKETT	3/7/2011	\$13,000	\$2,600	\$10,400	\$0
PST	39977	Flying J Transportation LLC	2010-1093-PST-E	EL PASO	3/7/2011	\$3,282	\$656	\$2,626	\$0
PST	40251	Eastgreen, Inc.	2010-1390-PST-E	TARRANT	3/7/2011	\$6,513	\$1,302	\$5,211	\$0
PST	40032	ANANTKRUPA ENTERPRISE LLC	2010-1138-PST-E	MONTGOMERY	3/7/2011	\$4,901	\$980	\$3,921	\$0
PST	40288	John J. Hebert Distributor, Inc.	2010-1401-PST-E	HARRIS	3/7/2011	\$6,257	\$1,251	\$5,006	\$0

Singles Programs

Appendix 5: List of Administrative Orders Issued FY2011

Date Range Selected : 09/01/2010 - 08/31/2011

PGM	Case No.	Respondent Name	Docket#	County	Order Date	Penalty Assessed	Penalty Deferred	Payable Amount	SEP Offset
PST	40194	Rodos One, LLC	2010-1317-PST-E	HARRIS	3/7/2011	\$5,775	\$1,155	\$4,620	\$0
PST	40296	First Minit Markit Inc	2010-1407-PST-E	DALLAS	3/7/2011	\$2,525	\$505	\$2,020	\$0
PST	40118	Farmers Cooperative Association of O'Donnell, Texas	2010-1238-PST-E	LYNN	3/7/2011	\$3,800	\$760	\$3,040	\$0
PST	40058	Majestic Fuel Supplies, LLC	2010-1169-PST-E	DALLAS	3/7/2011	\$2,598	\$519	\$2,079	\$0
PST	40366	Mims Meat Co., Inc.	2010-1483-PST-E	HARRIS	3/7/2011	\$4,500	\$900	\$3,600	\$0
PST	40121	Sard Enterprises Inc.	2010-1240-PST-E	HARRIS	3/7/2011	\$2,528	\$505	\$2,023	\$0
PST	40360	S.S.G. Fuel Service, Inc.	2010-1480-PST-E	HARRIS	3/7/2011	\$9,915	\$1,983	\$7,932	\$0
PST	40053	Pokluda, Frank James	2010-1167-PST-E	WALLER	3/7/2011	\$14,050	\$2,810	\$11,240	\$0
PST	40358	The George Foundation	2010-1475-PST-E	FORT BEND	3/7/2011	\$4,750	\$950	\$3,800	\$0
PST	40061	OCHO NLSS MG CORPORATION	2010-1173-PST-E	HARRIS	3/7/2011	\$2,742	\$548	\$2,194	\$0
PST	40275	MEYER, GEORGE PHILIP	2010-1389-PST-E	SCHLEICHER	3/7/2011	\$6,437	\$1,287	\$5,150	\$0
PST	39415	Dustin Whaley	2010-0530-PST-E	OLDHAM	3/12/2011	\$3,675	\$0	\$3,675	\$0
PST	39467	Boo Kooz, Inc.	2010-0547-PST-E	TOM GREEN	3/12/2011	\$13,625	\$0	\$13,625	\$0
PST	39523	Cheryl McCarey *	2010-0613-PST-E	BRAZORIA	3/19/2011	\$16,467	\$0	\$16,467	\$0
PST	40164	FOTY LLC	2010-1305-PST-E	HARRIS	3/19/2011	\$2,537	\$507	\$2,030	\$0
PST	39327	Star Fuels, Inc.	2010-0614-PST-E	GALVESTON	3/19/2011	\$8,151	\$0	\$8,151	\$0
PST	40079	Huynh & Le Corporation, Inc.	2010-1190-PST-E	GALVESTON	3/19/2011	\$5,700	\$1,140	\$4,560	\$0
PST	40370	Budget Rent A Car System, Inc.	2010-1600-PST-E	HARRIS	3/19/2011	\$2,250	\$450	\$1,800	\$0
PST	40334	SUPER SERVE, INC.	2010-1444-PST-E	HARRIS	3/19/2011	\$2,117	\$423	\$1,694	\$0
PST	40367	H G W ENTERPRISES, INC.	2010-1484-PST-E	HARRIS	3/19/2011	\$7,134	\$1,426	\$5,708	\$0
PST	40205	Garrhon Enterprises, Inc.	2010-1325-PST-E	TARRANT	3/19/2011	\$6,655	\$1,331	\$5,324	\$0
PST	40155	M J H STAR ENTERPRISES, INC.	2010-1280-PST-E	HARRIS	3/19/2011	\$3,184	\$636	\$2,548	\$0
PST	40349	S.S.G. Fuel Service, Inc.	2010-1466-PST-E	HARRIS	3/19/2011	\$9,056	\$1,811	\$7,245	\$0
PST	40377	Taylor Petroleum Companies, Inc.	2010-1493-PST-E	TOM GREEN	3/19/2011	\$8,750	\$1,750	\$7,000	\$0
PST	40462	GreenAcres Grocery, Inc.	2010-1597-PST-E	JEFFERSON	3/19/2011	\$2,408	\$481	\$1,927	\$0
PST	40493	VALLE, MARIA	2010-1629-PST-E	HARRIS	3/19/2011	\$4,500	\$900	\$3,600	\$0
PST	40315	Lone Star Petroleum, LP	2010-1432-PST-E	HARRIS	3/19/2011	\$5,000	\$1,000	\$4,000	\$0
PST	40426	E Z STOP, L.L.C.	2010-1546-PST-E	NUECES	3/19/2011	\$3,500	\$700	\$2,800	\$0
PST	38656	Bucky's Navigation, Inc.	2009-1806-PST-E	NUECES	3/19/2011	\$41,674	\$0	\$41,674	\$0
PST	40419	PALLETIZED TRUCKING, INC.	2010-1533-PST-E	HARRIS	3/19/2011	\$5,220	\$1,044	\$4,176	\$0
PST	40557	Pac N Sac Stores, Inc.	2010-1698-PST-E	HAYS	3/19/2011	\$2,978	\$595	\$2,383	\$0
PST	39680	Jorge Varela Mar	2010-0771-PST-E	NACOGDOCHES	3/19/2011	\$2,625	\$0	\$2,625	\$0
PST	40351	DORANTES, SACRAMENTO JR	2010-1469-PST-E	ORANGE	3/19/2011	\$3,675	\$735	\$2,940	\$0
PST	40488	Albert Khoa Corp	2010-1623-PST-E	HARRIS	3/19/2011	\$2,425	\$485	\$1,940	\$0
PST	40481	MCCUTCHEN, RAYMOND KENT	2010-1618-PST-E	HUNT	3/19/2011	\$2,003	\$400	\$1,603	\$0
PST	40272	Cleereco Services, Inc.	2010-1387-PST-E	MENARD	3/19/2011	\$13,900	\$2,780	\$11,120	\$0
PST	30967	AHMED REALTY GP, L.L.C. *	2009-0236-PST-E	HARRIS	3/24/2011	\$8,060	\$0	\$8,060	\$0
PST	36828	BETTS, IRA	2008-1814-PST-E	GRIMES	3/27/2011	\$6,300	\$0	\$6,300	\$0

Singles Programs

Appendix 5: List of Administrative Orders Issued FY2011

Date Range Selected : 09/01/2010 - 08/31/2011

PGM	Case No.	Respondent Name	Docket#	County	Order Date	Penalty Assessed	Penalty Deferred	Payable Amount	SEP Offset
PST	39410	Karen Mengelkamp	2010-0493-PST-E	CORYELL	3/27/2011	\$4,500	\$0	\$4,500	\$0
PST	37828	ESPINOSA, GILBERT ROBLES	2009-0949-PST-E	NUECES	3/27/2011	\$8,925	\$0	\$8,925	\$0
PST	39314	DEAN, WANDA	2010-0415-PST-E	JOHNSON	3/27/2011	\$5,250	\$0	\$5,250	\$0
PST	39000	Rizvi, Asad	2010-0102-PST-E	BRAZOS	3/27/2011	\$6,026	\$0	\$6,026	\$0
PST	40185	DHAN GURU INC	2010-1307-PST-E	HARRIS	4/6/2011	\$12,838	\$0	\$12,838	\$0
PST	39670	HENRY'S ALL SEASONS MARKETS, INC.	2010-0765-PST-E	HARRIS	4/8/2011	\$10,021	\$0	\$10,021	\$0
PST	37834	JASANI, AMEER ALI	2009-0959-PST-E	TYLER	4/8/2011	\$20,230	\$0	\$20,230	\$0
PST	40611	Nirmal & Armaan Enterprises, Inc.	2010-1758-PST-E	TARRANT	4/18/2011	\$5,600	\$1,120	\$4,480	\$0
PST	40568	PSNKI INVESTMENT INC	2010-1712-PST-E	GALVESTON	4/18/2011	\$14,104	\$2,820	\$11,284	\$0
PST	38415	DIAZ, REYNALDO	2009-1547-PST-E	HIDALGO	4/18/2011	\$13,361	\$0	\$13,361	\$0
PST	40545	GOD IS THE GREATEST INC.	2010-1688-PST-E	HARRIS	4/18/2011	\$2,858	\$571	\$2,287	\$0
PST	40554	Himchuli International LLC	2010-1701-PST-E	TARRANT	4/18/2011	\$1,975	\$395	\$1,580	\$0
PST	38879	TIKI FOOD MART LLC	2009-2052-PST-E	GALVESTON	4/18/2011	\$13,935	\$0	\$13,935	\$0
PST	40529	JYKM Union, Inc.	2010-1680-PST-E	WILLIAMSON	4/18/2011	\$4,105	\$821	\$3,284	\$0
PST	40094	IRZUM BUSINESS INC	2010-1230-PST-E	HARRIS	4/18/2011	\$5,356	\$1,071	\$4,285	\$0
PST	40443	BUC-EE'S, LTD.	2010-1567-PST-E	LEE	4/18/2011	\$18,375	\$3,675	\$14,700	\$0
PST	40534	Lodge Lumber Company, Inc.	2010-1677-PST-E	HARRIS	4/18/2011	\$1,875	\$375	\$1,500	\$0
PST	40518	Gopal International, Inc.	2010-1657-PST-E	ORANGE	4/18/2011	\$2,625	\$525	\$2,100	\$0
PST	40346	CHEN, TOMMY	2010-1461-PST-E	HARRIS	4/18/2011	\$2,550	\$510	\$2,040	\$0
PST	39897	Amish Group, Inc.	2010-1003-PST-E	HARRIS	5/8/2011	\$8,043	\$0	\$8,043	\$0
PST	40494	RAS ENTERPRISE INC	2010-1621-PST-E	DALLAS	5/8/2011	\$2,159	\$431	\$1,728	\$0
PST	40485	ALTAF, MUHAMMAD	2010-1626-PST-E	JASPER	5/8/2011	\$1,100	\$0	\$1,100	\$0
PST	38479	BA Properties Management, Inc.	2009-1615-PST-E	HARRIS	5/8/2011	\$4,203	\$0	\$4,203	\$0
PST	38506	BA Properties Management, Inc.	2009-1653-PST-E	HARRIS	5/8/2011	\$3,112	\$0	\$3,112	\$0
PST	40128	Coastway Inc.	2010-1253-PST-E	ORANGE	5/8/2011	\$4,130	\$0	\$4,130	\$0
PST	40636	Daheri & Talpur Inc	2010-1785-PST-E	BASTROP	5/8/2011	\$1,999	\$399	\$1,600	\$0
PST	39290	Kavmel Inc.	2010-0364-PST-E	TARRANT	5/8/2011	\$6,964	\$0	\$6,964	\$0
PST	39915	ABDELRAHIM A. ZARDEH D.B.A. TONEYS FINA	2010-1020-PST-E	TARRANT	5/8/2011	\$5,250	\$0	\$5,250	\$0
PST	39140	Saenz, Rogelio *	2010-0227-PST-E	KLEBERG	5/8/2011	\$26,208	\$0	\$26,208	\$0
PST	40579	HAPPY LUCKY CORPORATION	2010-1750-PST-E	HUNT	5/8/2011	\$2,358	\$471	\$1,887	\$0
PST	40122	E Z STOP, L.L.C.	2010-1249-PST-E	NUECES	5/8/2011	\$7,785	\$1,557	\$6,228	\$0
PST	40572	AMERICAN GROCERIES MANAGEMENT NO. 8, INC.	2010-1716-PST-E	MONTGOMERY	5/8/2011	\$2,213	\$442	\$1,771	\$0
PST	40511	FireWeed Corporation	2010-1649-PST-E	GRAYSON	5/8/2011	\$2,300	\$460	\$1,840	\$0
PST	40854	Crawdad's, Inc. dba Crawdad's 4 Kountze	2010-2017-PST-E	HARRIS	5/22/2011	\$4,500	\$900	\$3,600	\$0
PST	40687	GOKAL, ASHIQ A	2010-1825-PST-E	TARRANT	5/22/2011	\$3,600	\$720	\$2,880	\$0
PST	40609	Dallas R&S International, Inc.	2010-1770-PST-E	DALLAS	5/22/2011	\$2,451	\$490	\$1,961	\$0
PST	40406	KHURSA ENTERPRISES INC	2010-1521-PST-E	TARRANT	5/22/2011	\$9,783	\$1,956	\$7,827	\$0
PST	40314	Hamilton Holdings, L.P.	2010-1431-PST-E	TOM GREEN	5/22/2011	\$2,550	\$510	\$2,040	\$0

Singles Programs

Appendix 5: List of Administrative Orders Issued FY2011

Date Range Selected : 09/01/2010 - 08/31/2011

PGM	Case No.	Respondent Name	Docket#	County	Order Date	Penalty Assessed	Penalty Deferred	Payable Amount	SEP Offset
PST	40449	Local C Stores, L.L.C.	2010-1570-PST-E	HARRIS	5/22/2011	\$2,632	\$526	\$2,106	\$0
PST	40524	CUSA EE, LLC	2010-1666-PST-E	HARRIS	5/22/2011	\$4,000	\$800	\$3,200	\$0
PST	40469	Big Score Investors, LLC	2010-1692-PST-E	DALLAS	5/22/2011	\$2,417	\$483	\$1,934	\$0
PST	40593	R. E. Sweeney Company, Inc.	2010-1738-PST-E	TARRANT	5/22/2011	\$4,996	\$999	\$3,997	\$0
PST	40496	IBI Business, Inc.	2010-1630-PST-E	FORT BEND	5/22/2011	\$8,678	\$1,735	\$6,943	\$0
PST	40801	AJITNATH INVESTMENT, INC.	2010-1958-PST-E	HARRIS	5/22/2011	\$4,380	\$876	\$3,504	\$0
PST	40592	Diba Petroleum, Inc.	2010-1735-PST-E	DALLAS	5/22/2011	\$7,606	\$1,521	\$6,085	\$0
PST	40050	Irma Boeck *	2010-1177-PST-E	GUADALUPE	5/28/2011	\$3,745	\$0	\$3,745	\$0
PST	39808	HOUSTON CORNER STORE INC	2010-0914-PST-E	HARRIS	5/28/2011	\$11,589	\$0	\$11,589	\$0
PST	39805	Sami Awad	2010-0910-PST-E	HARRIS	5/28/2011	\$15,997	\$0	\$15,997	\$0
PST	38150	STRITZ, MIROS	2009-1313-PST-E	GALVESTON	5/28/2011	\$6,500	\$0	\$6,500	\$0
PST	38167	D.C.T.D., Inc.	2009-1334-PST-E	TOM GREEN	6/9/2011	\$8,868	\$0	\$8,868	\$0
PST	39827	WSAL ENTERPRISES INC	2010-0929-PST-E	BEXAR	6/11/2011	\$10,111	\$0	\$10,111	\$0
PST	40372	Big Score Investors, LLC	2010-1545-PST-E	DALLAS	6/11/2011	\$4,000	\$0	\$4,000	\$0
PST	39642	GERLA, KAREN *	2010-0831-PST-E	SAN PATRICIO	6/11/2011	\$6,300	\$0	\$6,300	\$0
PST	40502	M.Amaan Inc	2010-1635-PST-E	MAVERICK	6/11/2011	\$3,675	\$0	\$3,675	\$0
PST	40279	COMPLETE CARE AUTOMOTIVE LLC *	2010-1452-PST-E	JEFFERSON	6/11/2011	\$4,725	\$0	\$4,725	\$0
PST	39752	E & D Contractors LLC *	2010-0936-PST-E	JEFFERSON	6/11/2011	\$3,500	\$0	\$3,500	\$0
PST	40042	PEOPLES, BILLY JR	2010-1160-PST-E	ROCKWALL	6/11/2011	\$2,675	\$0	\$2,675	\$0
PST	40218	TEXAS AUTO WORLD LP	2010-1339-PST-E	NUECES	6/11/2011	\$3,850	\$0	\$3,850	\$0
PST	40001	Borth Newton	2010-1115-PST-E	DEWITT	6/11/2011	\$5,250	\$0	\$5,250	\$0
PST	40374	Mikyan Retail Inc	2010-1489-PST-E	HARRIS	6/20/2011	\$2,811	\$0	\$2,811	\$0
PST	40818	SBGJ INVESTMENTS INC	2010-1961-PST-E	JOHNSON	6/20/2011	\$2,500	\$500	\$2,000	\$0
PST	40270	ANMOL Enterprises, Inc.	2010-1379-PST-E	LIBERTY	6/20/2011	\$5,680	\$0	\$5,680	\$0
PST	40755	Pearsall Ventures, Inc.	2010-1904-PST-E	BEXAR	6/20/2011	\$3,250	\$650	\$2,600	\$0
PST	39917	Jasanis International, Inc.	2010-1018-PST-E	HARDIN	6/20/2011	\$8,601	\$0	\$8,601	\$0
PST	40603	Texas Youth Commission	2010-1751-PST-E	COOKE	6/20/2011	\$2,300	\$460	\$1,840	\$0
PST	39371	VSV, Inc.	2010-0452-PST-E	HARRIS	6/20/2011	\$4,704	\$0	\$4,704	\$0
PST	40563	ZUMAYA, RUBEN	2010-1704-PST-E	MONTGOMERY	6/20/2011	\$3,850	\$770	\$3,080	\$0
PST	40790	BANIABBASI, MOHAMED AMIN	2010-1936-PST-E	HARRIS	6/20/2011	\$4,310	\$862	\$3,448	\$0
PST	40764	City of Houston	2010-1955-PST-E	HARRIS	6/20/2011	\$4,500	\$900	\$3,600	\$0
PST	40308	BUENO, HERMENEGILDO	2010-1428-PST-E	EL PASO	6/20/2011	\$5,145	\$0	\$5,145	\$0
PST	39343	New A & S Investments Inc	2010-0426-PST-E	TARRANT	6/20/2011	\$12,817	\$0	\$12,817	\$0
PST	40809	City of Houston	2010-1953-PST-E	HARRIS	6/20/2011	\$2,250	\$450	\$1,800	\$0
PST	40792	U S REALTY HOLDINGS LTD	2010-1916-PST-E	TARRANT	6/20/2011	\$2,900	\$580	\$2,320	\$0
PST	40813	ANANTNATH INVESTMENT, INC.	2010-1963-PST-E	HARRIS	6/20/2011	\$5,424	\$1,084	\$4,340	\$0
PST	40719	Danesh Group Corporation	2010-1859-PST-E	TRAVIS	6/20/2011	\$2,250	\$450	\$1,800	\$0
PST	40670	Ben Corporation	2010-1811-PST-E	HARRIS	6/20/2011	\$3,000	\$600	\$2,400	\$0

Singles Programs

Appendix 5: List of Administrative Orders Issued FY2011

Date Range Selected : 09/01/2010 - 08/31/2011

PGM	Case No.	Respondent Name	Docket#	County	Order Date	Penalty Assessed	Penalty Deferred	Payable Amount	SEP Offset
PST	40774	Addison Enterprises Inc.	2010-1913-PST-E	DALLAS	6/20/2011	\$4,322	\$864	\$3,458	\$0
PST	39892	610 ENTERPRISES INC.	2010-0993-PST-E	HARRIS	6/20/2011	\$8,896	\$0	\$8,896	\$0
PST	39487	Happ Y Chap, LLC	2010-0576-PST-E	LIBERTY	6/20/2011	\$6,100	\$0	\$6,100	\$0
PST	40410	Overseas Enterprises USA, Inc.	2010-1372-PST-E	ORANGE	6/20/2011	\$8,589	\$1,717	\$6,872	\$0
PST	40083	Hadi & Aga Store Management LLC	2010-1204-PST-E	TARRANT	6/20/2011	\$18,181	\$0	\$18,181	\$0
PST	40281	West Orem Food Mart LLC	2010-1459-PST-E	HARRIS	6/20/2011	\$8,035	\$1,607	\$6,428	\$0
PST	40156	National Priority Enterprises, INC.	2010-1281-PST-E	ORANGE	6/20/2011	\$2,388	\$0	\$2,388	\$0
PST	40722	GOOD BY MARKETING CO	2010-1860-PST-E	JEFFERSON	6/20/2011	\$6,112	\$1,222	\$4,890	\$0
PST	40679	E & S, Inc.	2010-1823-PST-E	HARRIS	6/20/2011	\$3,151	\$630	\$2,521	\$0
PST	39034	LaPorte Business, Inc.	2010-0118-PST-E	HARRIS	6/20/2011	\$9,401	\$0	\$9,401	\$0
PST	40785	VENUS OPERATING CORPORATION	2010-1921-PST-E	TARRANT	6/20/2011	\$2,918	\$583	\$2,335	\$0
PST	40929	RSN Enterprises, Inc.	2011-0013-PST-E	HARRIS	7/2/2011	\$4,000	\$800	\$3,200	\$0
PST	41036	Pilgrim's Pride Corporation	2011-0139-PST-E	*MULTIPLE	7/2/2011	\$3,621	\$724	\$2,897	\$0
PST	40958	Hoskins Electric Co.	2011-0035-PST-E	TRAVIS	7/2/2011	\$3,354	\$670	\$2,684	\$0
PST	41007	Y & V Enterprises LLC	2011-0101-PST-E	TARRANT	7/2/2011	\$1,295	\$259	\$1,036	\$0
PST	40892	NATIONAL PETRO INC	2010-2053-PST-E	TARRANT	7/2/2011	\$1,625	\$325	\$1,300	\$0
PST	40848	SUPERTRACK ARLINGTON INC	2010-2010-PST-E	TARRANT	7/2/2011	\$6,904	\$1,380	\$5,524	\$0
PST	40509	SONNYREENA CORPORATION	2010-1648-PST-E	HUNT	7/2/2011	\$3,000	\$600	\$2,400	\$0
PST	40898	North Bay General Hospital, Inc.	2010-2079-PST-E	SAN PATRICIO	7/2/2011	\$2,600	\$520	\$2,080	\$0
PST	40732	Amina Corporation	2010-1874-PST-E	TARRANT	7/2/2011	\$2,300	\$460	\$1,840	\$0
PST	41096	OM NMO Global Inc.	2011-0186-PST-E	TARRANT	7/2/2011	\$2,629	\$525	\$2,104	\$0
PST	40993	CHAI EXPRESS INC	2011-0081-PST-E	TARRANT	7/2/2011	\$2,975	\$595	\$2,380	\$0
PST	41002	Saginaw Enterprises, LLC	2011-0112-PST-E	TARRANT	7/2/2011	\$1,875	\$375	\$1,500	\$0
PST	41035	S Bayyoud Inc	2011-0130-PST-E	TARRANT	7/2/2011	\$4,500	\$900	\$3,600	\$0
PST	41025	EMMAR, SUFIAN	2011-0125-PST-E	TRAVIS	7/2/2011	\$1,875	\$375	\$1,500	\$0
PST	40906	Hudson Bend Grocery Inc.	2010-2067-PST-E	TRAVIS	7/2/2011	\$1,875	\$375	\$1,500	\$0
PST	40804	TIKI FOOD MART LLC	2010-1949-PST-E	GALVESTON	7/2/2011	\$3,578	\$715	\$2,863	\$0
PST	40763	Tenet Hospitals Limited dba Doctor's Hospital	2010-1908-PST-E	DALLAS	7/2/2011	\$11,244	\$2,248	\$8,996	\$0
PST	40773	Real & Retail Unlimited Inc.	2010-1914-PST-E	DENTON	7/2/2011	\$4,189	\$837	\$3,352	\$0
PST	40974	WTG Fuels, Inc.	2011-0052-PST-E	HARRIS	7/2/2011	\$1,875	\$375	\$750	\$750
PST	40955	Fort Worth Lucky One, Inc.	2011-0033-PST-E	TARRANT	7/2/2011	\$2,679	\$535	\$2,144	\$0
PST	40171	SAHIL VENTURES INC	2010-1299-PST-E	MONTGOMERY	7/2/2011	\$5,353	\$1,070	\$4,283	\$0
PST	40844	P U CORPORATION	2010-2003-PST-E	COOKE	7/2/2011	\$5,942	\$1,188	\$4,754	\$0
PST	41259	PTCAA Texas, L.P.	2011-0383-PST-E	EL PASO	7/2/2011	\$1,750	\$0	\$1,750	\$0
PST	40570	AADARSH BUSINESS INC	2010-1737-PST-E	BASTROP	7/2/2011	\$1,754	\$350	\$1,404	\$0
PST	41311	WESTERN NATIONAL LIFE INSURANCE COMPANY	2011-0403-PST-E	POTTER	7/2/2011	\$875	\$0	\$875	\$0
PST	38740	Noortima, Inc.	2009-1891-PST-E	HARRIS	7/7/2011	\$8,395	\$0	\$8,395	\$0
PST	40455	AGUIRRE, FELIPE J	2010-1605-PST-E	ZAVALA	7/10/2011	\$3,850	\$0	\$3,850	\$0

Singles Programs

Appendix 5: List of Administrative Orders Issued FY2011

Date Range Selected : 09/01/2010 - 08/31/2011

PGM	Case No.	Respondent Name	Docket#	County	Order Date	Penalty Assessed	Penalty Deferred	Payable Amount	SEP Offset
PST	40448	Mithani's Inc.	2010-1607-PST-E	MAVERICK	7/10/2011	\$3,675	\$0	\$3,675	\$0
PST	39955	Patricia Fuller	2010-1072-PST-E	MONTAGUE	7/10/2011	\$3,675	\$0	\$3,675	\$0
PST	39855	Charles Simmons	2010-0955-PST-E	VICTORIA	7/10/2011	\$6,000	\$0	\$6,000	\$0
PST	40233	Valdez, Louisa	2010-1356-PST-E	GARZA	7/10/2011	\$2,750	\$0	\$2,750	\$0
PST	39315	NPJ Enterprises, Inc.	2010-0400-PST-E	BRAZOS	7/10/2011	\$2,625	\$0	\$2,625	\$0
PST	39842	MENDOZA, RAFAEL III	2010-0934-PST-E	HIDALGO	7/10/2011	\$5,408	\$0	\$5,408	\$0
PST	40440	EGLAND, GENEVA	2010-1568-PST-E	JEFFERSON	7/10/2011	\$3,675	\$0	\$3,675	\$0
PST	39517	Waylon Collins	2010-0597-PST-E	FISHER	7/17/2011	\$2,625	\$0	\$2,625	\$0
PST	39834	STR VENTURES INC	2010-0911-PST-E	HARRIS	7/20/2011	\$23,730	\$0	\$23,730	\$0
PST	36661	Odessa Corporation	2008-1641-PST-E	PARKER	7/21/2011	\$31,475	\$0	\$31,475	\$0
PST	39572	Gregory S. Shindler	2010-1376-PST-E	HOUSTON	7/22/2011	\$6,300	\$0	\$6,300	\$0
PST	39779	5 Star Diamond, LLC	2010-0886-PST-E	DALLAS	7/22/2011	\$11,023	\$0	\$11,023	\$0
PST	36676	S.A.A.A. ENTERPRISES, INC.	2010-1805-PST-E	HARRIS	7/22/2011	\$7,800	\$0	\$7,800	\$0
PST	41061	HAR26 INC	2011-0151-PST-E	TARRANT	7/31/2011	\$1,925	\$385	\$1,540	\$0
PST	41047	Khan, Inc.	2011-0141-PST-E	DALLAS	7/31/2011	\$10,046	\$2,009	\$8,037	\$0
PST	40846	Four Hays, Inc.	2010-2007-PST-E	JOHNSON	7/31/2011	\$2,250	\$450	\$1,800	\$0
PST	41028	Metro World Inc.	2011-0121-PST-E	TARRANT	7/31/2011	\$1,925	\$385	\$1,540	\$0
PST	41004	SB FIVE STAR INC	2011-0099-PST-E	TARRANT	7/31/2011	\$2,300	\$460	\$1,840	\$0
PST	41056	NGUYEN, TAO V	2011-0145-PST-E	TARRANT	7/31/2011	\$2,550	\$510	\$2,040	\$0
PST	40926	GOOD UNITED BUSINESS, INC.	2011-0017-PST-E	HARRIS	7/31/2011	\$5,100	\$1,020	\$4,080	\$0
PST	41044	ZAGHLOUL, ANTON N	2011-0210-PST-E	TARRANT	7/31/2011	\$1,925	\$385	\$1,540	\$0
PST	41016	J & S Trading, Inc.	2011-0114-PST-E	TRAVIS	7/31/2011	\$1,875	\$375	\$1,500	\$0
PST	39525	Petroleum Wholesale, L.P.	2010-0615-PST-E	ORANGE	7/31/2011	\$5,200	\$0	\$5,200	\$0
PST	40948	New Everest Group Corporation	2011-0022-PST-E	TARRANT	7/31/2011	\$2,750	\$550	\$2,200	\$0
PST	40559	AB GROCERY, INC.	2010-1708-PST-E	HARRIS	7/31/2011	\$6,252	\$1,250	\$5,002	\$0
PST	41021	ALCORP, Inc.	2011-0118-PST-E	TRAVIS	7/31/2011	\$1,875	\$375	\$1,500	\$0
PST	41095	Siber Enterprise, Inc.	2011-0185-PST-E	HARRIS	7/31/2011	\$2,905	\$581	\$2,324	\$0
PST	40819	MEHAK & HARIS LLC	2010-1962-PST-E	TARRANT	7/31/2011	\$3,000	\$600	\$2,400	\$0
PST	40991	City of Grapevine	2011-0089-PST-E	TARRANT	7/31/2011	\$1,875	\$375	\$0	\$1,500
PST	41143	Ruble Petroleum, Inc.	2011-0234-PST-E	HUNT	7/31/2011	\$4,610	\$922	\$3,688	\$0
PST	39638	Anatolian Trading, Inc. *	2010-0733-PST-E	HARRIS	7/31/2011	\$15,076	\$0	\$15,076	\$0
PST	39182	Shell Petroleum, L.L.C.	2010-0260-PST-E	NUECES	7/31/2011	\$14,529	\$9,990	\$4,539	\$0
PST	41074	Lisa Motor Lines, Inc.	2011-0168-PST-E	TARRANT	7/31/2011	\$2,894	\$578	\$2,316	\$0
PST	40894	NASIR, MUJAHID	2010-2055-PST-E	TARRANT	7/31/2011	\$1,925	\$385	\$1,540	\$0
PST	40897	NORTH ATLANTIC TRADING, INC.	2010-2062-PST-E	DENTON	7/31/2011	\$2,354	\$470	\$1,884	\$0
PST	41060	SINGH, RAJINDER	2011-0149-PST-E	HUNT	8/3/2011	\$5,121	\$0	\$5,121	\$0
PST	41249	Am-Go Group, Inc	2011-0335-PST-E	HUNT	8/13/2011	\$2,500	\$500	\$2,000	\$0
PST	40555	PSJS ENTERPRISES INC	2010-1700-PST-E	DALLAS	8/13/2011	\$20,263	\$12,058	\$8,205	\$0

Singles Programs

Appendix 5: List of Administrative Orders Issued FY2011

Date Range Selected : 09/01/2010 - 08/31/2011

PGM	Case No.	Respondent Name	Docket#	County	Order Date	Penalty Assessed	Penalty Deferred	Payable Amount	SEP Offset
PST	41062	Salima Roheen, Inc.	2011-0153-PST-E	TARRANT	8/13/2011	\$4,950	\$990	\$3,960	\$0
PST	39411	BA Properties Management, Inc.	2010-0449-PST-E	HARRIS	8/13/2011	\$10,686	\$0	\$10,686	\$0
PST	41384	Shanil Oil Company	2011-0477-PST-E	JEFFERSON	8/13/2011	\$3,884	\$776	\$3,108	\$0
PST	41241	BARAKATS CORPORATION	2011-0333-PST-E	HUNT	8/13/2011	\$4,629	\$925	\$3,704	\$0
PST	40999	Dewan Enterprises, Inc.	2011-0097-PST-E	TARRANT	8/13/2011	\$3,100	\$620	\$2,480	\$0
PST	40029	AA Enterprises, Inc.	2010-1136-PST-E	MONTGOMERY	8/13/2011	\$25,595	\$5,580	\$20,015	\$0
PST	40970	Four Star, Inc.	2011-0049-PST-E	TRAVIS	8/13/2011	\$4,500	\$900	\$3,600	\$0
PST	40997	MOMIN, ALLAUDDIN NOORALI	2011-0090-PST-E	TRAVIS	8/13/2011	\$2,250	\$450	\$1,800	\$0
PST	40849	786 Texas Gas, Inc.	2010-2009-PST-E	JEFFERSON	8/13/2011	\$7,354	\$1,470	\$5,884	\$0
PST	39743	Blackthorne Services, L.L.C.	2010-0855-PST-E	WALLER	8/13/2011	\$21,696	\$4,339	\$17,357	\$0
PST	41078	HUYNH, DANG CONG	2011-0178-PST-E	TARRANT	8/13/2011	\$8,644	\$1,728	\$6,916	\$0
PST	41198	JDJ COMPANY INCORPORATED	2011-0295-PST-E	JOHNSON	8/13/2011	\$2,621	\$524	\$2,097	\$0
PST	41048	RZN ENTERPRISES INC	2011-0143-PST-E	TRAVIS	8/13/2011	\$2,500	\$500	\$2,000	\$0
PST	41282	BHASIN, RAVI	2011-0373-PST-E	HUNT	8/13/2011	\$2,621	\$524	\$2,097	\$0
PST	40995	City of Houston	2011-0088-PST-E	HARRIS	8/13/2011	\$2,300	\$460	\$1,840	\$0
PST	41147	SHAILA INTERNATIONAL INC	2011-0235-PST-E	JEFFERSON	8/13/2011	\$3,592	\$718	\$2,874	\$0
PST	41310	HENG, KHUN	2011-0414-PST-E	HUNT	8/13/2011	\$2,629	\$525	\$2,104	\$0
PST	39797	One Stop Food Stores, Inc.	2010-0943-PST-E	DALLAS	8/13/2011	\$5,640	\$0	\$5,640	\$0
PST	41144	Yatim Capital Investments, L.L.C.	2011-0231-PST-E	COLLIN	8/13/2011	\$2,250	\$450	\$1,800	\$0
PST	38491	Elim Gas Station Corporation	2009-1631-PST-E	COLLIN	8/13/2011	\$17,179	\$0	\$17,179	\$0
PST	41018	Everbrite Enterprises, Inc.	2011-0115-PST-E	TRAVIS	8/13/2011	\$1,875	\$375	\$1,500	\$0
PST	41151	JOSH & JOSH INC	2011-0242-PST-E	TARRANT	8/13/2011	\$2,250	\$450	\$1,800	\$0
PST	41236	N H A J, L.C.	2011-0323-PST-E	HARRIS	8/13/2011	\$2,461	\$492	\$1,969	\$0
PST	41049	ANDREPONT, RUSSELL	2011-0148-PST-E	JEFFERSON	8/13/2011	\$2,865	\$573	\$2,292	\$0
PST	41058	Fort Worth Transportation Authority	2011-0146-PST-E	TARRANT	8/13/2011	\$2,550	\$510	\$2,040	\$0
PST	38586	CORPIAN, GARY *	2009-1720-PST-E	TAYLOR	8/18/2011	\$2,625	\$2,625	\$0	\$0
PST	39075	Katha Higginbotham *	2010-0157-PST-E	MONTGOMERY	8/18/2011	\$2,750	\$0	\$2,750	\$0
PST	36230	Petroleum Wholesale, L.P.	2008-1170-MLM-E	ORANGE	8/18/2011	\$64,151	\$0	\$64,151	\$0
PST	40197	DAVIS, EDWIN	2010-1327-PST-E	HARRIS	8/20/2011	\$3,850	\$0	\$3,850	\$0
PST	40011	Ans Fina Business Enterprises Inc	2010-1128-PST-E	DALLAS	8/20/2011	\$13,653	\$0	\$13,653	\$0
PST	40158	JASANI, AMEER ALI	2010-1309-PST-E	TYLER	8/20/2011	\$22,225	\$0	\$22,225	\$0
PST	41150	Rock Creek Grocery & Cajun Cuisine, Inc.	2011-0232-PST-E	JOHNSON	8/27/2011	\$2,621	\$524	\$2,097	\$0
PST	41031	Austin S & S, Inc. dba Super Mart	2011-0126-PST-E	TRAVIS	8/27/2011	\$1,500	\$300	\$1,200	\$0
PST	41039	City of Arlington	2011-0134-PST-E	TARRANT	8/27/2011	\$5,000	\$1,000	\$0	\$4,000
PST	41254	Schilling Oil Co. Inc.	2011-0369-PST-E	COOKE	8/27/2011	\$5,550	\$1,110	\$4,440	\$0
PST	41160	ENDARI, JOSEPH T	2011-0251-PST-E	JEFFERSON	8/27/2011	\$9,329	\$1,865	\$7,464	\$0
PST	41281	PARK, CHIWOO	2011-0365-PST-E	HARRIS	8/27/2011	\$5,730	\$1,146	\$4,584	\$0
PST	41008	Greenspoint Enterprises LLC	2011-0100-PST-E	HARRIS	8/27/2011	\$11,317	\$2,263	\$9,054	\$0

Singles Programs

Appendix 5: List of Administrative Orders Issued FY2011

Date Range Selected : 09/01/2010 - 08/31/2011

PGM	Case No.	Respondent Name	Docket#	County	Order Date	Penalty Assessed	Penalty Deferred	Payable Amount	SEP Offset
PST	39460	Bello, Ganiu	2010-0538-PST-E	TARRANT	8/27/2011	\$2,625	\$0	\$2,625	\$0
PST	41109	Vardhman Investment, Inc.	2011-0205-PST-E	GALVESTON	8/27/2011	\$9,423	\$1,884	\$7,539	\$0
PST	41268	LADHA, AMIN	2011-0393-PST-E	JOHNSON	8/27/2011	\$2,135	\$427	\$1,708	\$0
PST	41069	Irkasa Inc.	2011-0164-PST-E	TARRANT	8/27/2011	\$2,000	\$400	\$1,600	\$0
PST	39369	B & F Jolly 2, LP	2010-0453-PST-E	COLLIN	8/27/2011	\$26,828	\$5,365	\$21,463	\$0
PST	41131	HOWELL, CHARLENE F	2011-0219-PST-E	JOHNSON	8/27/2011	\$2,629	\$525	\$2,104	\$0
PST	40726	RIHANI, AKRAM	2010-1868-PST-E	TARRANT	8/27/2011	\$8,699	\$1,739	\$6,960	\$0
PST	41103	Allied Waste Systems, Inc.	2011-0196-PST-E	TARRANT	8/27/2011	\$14,368	\$2,873	\$5,748	\$5,747
PST	41107	STRAWBERRY FOOD, LLC	2011-0200-PST-E	HARRIS	8/27/2011	\$4,630	\$926	\$3,704	\$0
PST	41238	Super Five Inc.	2011-0328-PST-E	ELLIS	8/27/2011	\$4,605	\$921	\$3,684	\$0
PST	41050	B F Beverage, Inc	2011-0144-PST-E	TARRANT	8/27/2011	\$15,855	\$3,171	\$12,684	\$0
PST	41029	Nuraminco, Inc.	2011-0188-PST-E	TRAVIS	8/27/2011	\$1,625	\$325	\$1,300	\$0
PST	40936	FTR-First Texas Realty, Ltd.	2011-0075-PST-E	HARRIS	8/27/2011	\$2,681	\$536	\$2,145	\$0
PST	41277	SANR, Inc.	2011-0362-PST-E	JEFFERSON	8/27/2011	\$3,925	\$785	\$3,140	\$0
PST	41178	Speedy Shop, LLC	2011-0277-PST-E	TARRANT	8/27/2011	\$2,550	\$510	\$2,040	\$0
PST	41212	TA OPERATING LLC	2011-0302-PST-E	HARRIS	8/27/2011	\$4,764	\$952	\$3,812	\$0
PST	41248	EKN Corporation	2011-0334-PST-E	HARRIS	8/27/2011	\$2,478	\$495	\$1,983	\$0
PST	39569	Star Fuels, Inc.	2010-0696-PST-E	WALLER	8/27/2011	\$15,226	\$0	\$15,226	\$0
Subtotal for PST : 450						\$3,027,118	\$433,722	\$2,581,399	\$11,997
PWS	39202	Pettus Municipal Utility District	2010-0302-PWS-E	BEE	9/26/2010	\$520	\$104	\$416	\$0
PWS	39210	SP Utility Company, Inc.	2010-0301-PWS-E	BRAZORIA	9/26/2010	\$1,605	\$0	\$1,605	\$0
PWS	38858	Three Community WSC	2009-2026-MLM-E	HENDERSON	9/26/2010	\$996	\$199	\$797	\$0
PWS	39412	Aqua Texas, Inc.	2010-0494-PWS-E	HAYS	9/26/2010	\$546	\$109	\$437	\$0
PWS	40564	Falcon Club Utility Company, Inc.	2010-1589-UCR-E	RANDALL	9/29/2010	\$0	\$0	\$0	\$0
PWS	39627	City of Southside Place	2010-0716-PWS-E	HARRIS	10/15/2010	\$296	\$59	\$237	\$0
PWS	39452	Anderson Water Company, Inc.	2010-0529-PWS-E	GRIMES	10/15/2010	\$157	\$31	\$126	\$0
PWS	39287	Laguna Tres, Inc.	2010-0378-PWS-E	HOOD	10/15/2010	\$214	\$42	\$172	\$0
PWS	39351	WSWS Company	2010-0434-PWS-E	GRAYSON	10/15/2010	\$1,495	\$299	\$1,196	\$0
PWS	34690	Anna Jeffcoat	2007-1565-PWS-E	HASKELL	10/15/2010	\$3,424	\$0	\$3,424	\$0
PWS	39398	City of Cotulla	2010-0487-PWS-E	LA SALLE	10/15/2010	\$5,363	\$1,072	\$4,291	\$0
PWS	38046	Candelaria Water Supply Corp	2009-1210-PWS-E	PRESIDIO	10/15/2010	\$7,923	\$0	\$7,923	\$0
PWS	39583	Wilburr & Co., Inc.	2010-0678-PWS-E	BURNET	10/15/2010	\$1,050	\$0	\$1,050	\$0
PWS	39714	Huber Garden, Inc.	2010-0861-PWS-E	ECTOR	10/15/2010	\$1,144	\$228	\$916	\$0
PWS	38212	Ms. Molly's LLC	2009-1443-PWS-E	COLORADO	10/16/2010	\$6,681	\$0	\$6,681	\$0
PWS	38903	Amistad Lake Developments, Inc.	2009-2079-PWS-E	VAL VERDE	10/25/2010	\$1,380	\$0	\$1,380	\$0
PWS	40152	RACHED, MICHAEL	2010-1277-WOC-E	SAN PATRICIO	10/25/2010	\$210	\$0	\$210	\$0
PWS	39880	DAVIS, JOHN P	2010-0981-PWS-E	COMAL	10/25/2010	\$342	\$68	\$274	\$0
PWS	39664	Kelton Independent School District	2010-0845-PWS-E	WHEELER	10/25/2010	\$1,562	\$0	\$1,562	\$0

Singles Programs

Appendix 5: List of Administrative Orders Issued FY2011

Date Range Selected : 09/01/2010 - 08/31/2011

PGM	Case No.	Respondent Name	Docket#	County	Order Date	Penalty Assessed	Penalty Deferred	Payable Amount	SEP Offset
PWS	39641	BOSKIND, PAUL ALAN	2010-0748-PWS-E	MEDINA	10/25/2010	\$2,011	\$0	\$2,011	\$0
PWS	40143	SALAZAR, CARLOS	2010-1270-WOC-E	CAMERON	10/25/2010	\$210	\$0	\$210	\$0
PWS	40564	Falcon Club Utility Company, Inc.	2010-1589-UCR-E	RANDALL	11/3/2010	\$0	\$0	\$0	\$0
PWS	39539	Montgomery County MUD 9	2010-0630-PWS-E	MONTGOMERY	11/15/2010	\$508	\$101	\$407	\$0
PWS	39431	Market Place Innovation, Inc.	2010-0514-PWS-E	HARRIS	11/15/2010	\$3,262	\$652	\$2,610	\$0
PWS	39540	Montgomery County MUD 8	2010-0631-PWS-E	MONTGOMERY	11/15/2010	\$508	\$101	\$407	\$0
PWS	39604	Lake Forest Falls, Inc.	2010-0698-MLM-E	MONTGOMERY	11/15/2010	\$269	\$53	\$216	\$0
PWS	39801	Sonic Automotive of Texas, L.P.	2010-0904-PWS-E	HARRIS	11/15/2010	\$2,293	\$0	\$2,293	\$0
PWS	39396	City of La Feria	2010-0485-PWS-E	CAMERON	11/15/2010	\$695	\$139	\$556	\$0
PWS	39790	Turlington Water Supply Corporation	2010-0893-PWS-E	FREESTONE	11/15/2010	\$224	\$44	\$180	\$0
PWS	38626	HUFFMASTER, CALVERT C JR	2009-1878-PWS-E	VICTORIA	11/15/2010	\$762	\$152	\$610	\$0
PWS	39626	City of Lampasas	2010-0717-PWS-E	LAMPASAS	11/15/2010	\$2,136	\$427	\$1,709	\$0
PWS	39611	San Pedro Canyon Water Company	2010-0697-PWS-E	VAL VERDE	12/4/2010	\$474	\$94	\$380	\$0
PWS	39904	B & J Water Company	2010-1009-PWS-E	GRIMES	12/4/2010	\$356	\$71	\$285	\$0
PWS	39709	JEWISH COMMUNITY CENTER OF HOUSTON TX	2010-0807-PWS-E	FORT BEND	12/4/2010	\$2,800	\$0	\$2,800	\$0
PWS	39689	Stiff Creek Mobile Home Park, L.P.	2010-0796-PWS-E	COLLIN	12/4/2010	\$425	\$85	\$340	\$0
PWS	39323	Live Oak Resort, Inc.	2010-0411-PWS-E	WASHINGTON	12/4/2010	\$1,638	\$327	\$1,311	\$0
PWS	39704	City of Premont	2010-0799-PWS-E	JIM WELLS	12/4/2010	\$3,970	\$794	\$3,176	\$0
PWS	39381	Sahil Management Ltd.	2010-0572-PWS-E	BEXAR	12/4/2010	\$580	\$0	\$580	\$0
PWS	39559	City of Bynum	2010-0646-PWS-E	HILL	12/4/2010	\$232	\$46	\$186	\$0
PWS	38932	Monticello Drive Estates, Inc.	2010-0021-PWS-E	PARKER	12/4/2010	\$3,354	\$670	\$2,684	\$0
PWS	39879	Oak Grove Wsc	2010-1004-PWS-E	BOWIE	12/4/2010	\$357	\$71	\$286	\$0
PWS	39520	ABDELHAK, MARDOCHE	2010-0602-PWS-E	BEXAR	12/5/2010	\$5,659	\$0	\$5,659	\$0
PWS	39423	POSADA, FELIPE	2010-0506-PWS-E	VICTORIA	12/5/2010	\$727	\$0	\$727	\$0
PWS	38533	Stiff Creek Mobile Home Park, L.P.	2009-1675-PWS-E	COLLIN	12/24/2010	\$6,904	\$0	\$6,904	\$0
PWS	28748	JACKSON, GEORGE W	2010-0531-PWS-E	*MULTIPLE	12/24/2010	\$2,701	\$0	\$2,701	\$0
PWS	39800	K C Utilities, Inc.	2010-0905-PWS-E	BRAZORIA	12/25/2010	\$275	\$55	\$220	\$0
PWS	40074	City of Gregory	2010-1186-PWS-E	SAN PATRICIO	12/25/2010	\$635	\$127	\$508	\$0
PWS	39803	Thirsty Parrot, LLC	2010-0903-PWS-E	WALLER	12/25/2010	\$423	\$84	\$339	\$0
PWS	39687	SHUPAK, CURTIS J	2010-0781-PWS-E	BURLESON	1/14/2011	\$1,658	\$0	\$1,658	\$0
PWS	39759	CVS Pharmacy, Inc.	2010-0869-PWS-E	HARRIS	2/5/2011	\$7,281	\$0	\$7,281	\$0
PWS	40015	Southwest Shipyard, L.P.	2010-1129-PWS-E	HARRIS	2/5/2011	\$12,388	\$0	\$12,388	\$0
PWS	32826	Swenson WSC	2010-1106-PWS-E	STONEWALL	2/5/2011	\$170	\$0	\$170	\$0
PWS	39959	City of Teague	2010-1067-PWS-E	FREESTONE	2/5/2011	\$4,092	\$818	\$3,274	\$0
PWS	40054	Wright City WSC	2010-1172-PWS-E	SMITH	2/5/2011	\$166	\$33	\$133	\$0
PWS	39922	STUCKER, THOMAS B	2010-1024-PWS-E	MONTGOMERY	2/5/2011	\$10,612	\$0	\$10,612	\$0
PWS	39510	Gonzalez, Mary Alice	2010-0681-PWS-E	RANDALL	2/5/2011	\$2,394	\$0	\$2,394	\$0
PWS	39802	ADAMS, CRAIG E	2010-0902-PWS-E	HARRIS	2/5/2011	\$2,068	\$0	\$2,068	\$0

Singles Programs

Appendix 5: List of Administrative Orders Issued FY2011

Date Range Selected : 09/01/2010 - 08/31/2011

PGM	Case No.	Respondent Name	Docket#	County	Order Date	Penalty Assessed	Penalty Deferred	Payable Amount	SEP Offset
PWS	39791	GOOD SHEPHERD RESIDENTIAL TREATMENT CENTRE INC	2010-0892-PWS-E	HARRIS	2/5/2011	\$210	\$42	\$168	\$0
PWS	39864	City of Collinsville	2010-0963-PWS-E	GRAYSON	2/5/2011	\$1,925	\$385	\$1,540	\$0
PWS	38195	SHEFFIELD, DAVID LEE	2009-1556-PWS-E	POLK	2/20/2011	\$273	\$54	\$219	\$0
PWS	39656	American Heritage Housing Corporation	2010-0860-PWS-E	HARRIS	2/20/2011	\$349	\$69	\$280	\$0
PWS	40303	Millsbaugh Operations, Inc.	2010-1417-PWS-E	CROCKETT	2/20/2011	\$3,093	\$0	\$3,093	\$0
PWS	40208	South Freestone County Water Supply Corporation	2010-1363-PWS-E	FREESTONE	2/20/2011	\$1,290	\$258	\$1,032	\$0
PWS	40057	Trailswest Mobile Home Park, LLC	2010-1174-PWS-E	BOWIE	2/20/2011	\$2,148	\$0	\$2,148	\$0
PWS	38507	Flo Community Water Supply Corporation	2009-1652-PWS-E	LEON	2/20/2011	\$1,510	\$0	\$1,510	\$0
PWS	39898	Brookeland Fresh Water Supply District	2010-1029-PWS-E	JASPER	2/20/2011	\$3,242	\$648	\$2,594	\$0
PWS	39692	Dimitriou Georgopoulos	2010-0785-PWS-E	LUBBOCK	2/20/2011	\$1,994	\$0	\$1,994	\$0
PWS	40209	West Yukon Estates LLC	2010-1362-PWS-E	HARRIS	2/20/2011	\$3,310	\$0	\$3,310	\$0
PWS	40224	Esperanza Water Service Company, Inc.	2010-1349-PWS-E	HUDSPETH	2/20/2011	\$221	\$44	\$177	\$0
PWS	39877	Carolyn Maxey	2010-0983-PWS-E	BURNET	2/20/2011	\$1,789	\$357	\$1,432	\$0
PWS	38945	Luke's Mobile Home Park, Inc.	2010-0037-PWS-E	PARKER	2/20/2011	\$1,313	\$0	\$1,313	\$0
PWS	39961	Feron Corporation	2010-1075-PWS-E	EL PASO	2/20/2011	\$10,318	\$2,063	\$8,255	\$0
PWS	39715	DOLEN, DANNY JO	2010-0908-PWS-E	LIMESTONE	2/20/2011	\$437	\$87	\$350	\$0
PWS	40199	Lake Livingston Water Supply and Sewer Service Corporation	2010-1323-PWS-E	POLK	3/7/2011	\$392	\$78	\$314	\$0
PWS	35760	MENDEZ, ROBERTO	2008-0708-PWS-E	STARR	3/7/2011	\$2,250	\$450	\$1,800	\$0
PWS	39958	BRADBERRY, TIMOTHY	2010-1068-PWS-E	TARRANT	3/7/2011	\$2,557	\$0	\$2,557	\$0
PWS	31106	Ocean Mobile Home Park, LLC	2010-1582-PWS-E	CHAMBERS	3/7/2011	\$240	\$0	\$240	\$0
PWS	40300	Demondtrond Buick Company	2010-1426-PWS-E	HARRIS	3/7/2011	\$6,477	\$0	\$6,477	\$0
PWS	39878	City of Cockrell Hill	2010-0982-PWS-E	DALLAS	3/7/2011	\$2,430	\$0	\$0	\$2,430
PWS	39640	Autozone Texas, L.P.	2010-0736-PWS-E	HARRIS	3/7/2011	\$2,104	\$0	\$2,104	\$0
PWS	39957	Harris County Water Control and Improvement District 119	2010-1066-PWS-E	HARRIS	3/7/2011	\$1,500	\$300	\$1,200	\$0
PWS	39674	POPPE, KENNETH JOHN *	2010-0768-PWS-E	VICTORIA	3/12/2011	\$6,643	\$0	\$6,643	\$0
PWS	40399	Nueces Wsc	2010-1518-PWS-E	NUECES	3/19/2011	\$655	\$131	\$524	\$0
PWS	40177	Faith West, Inc.	2010-1297-PWS-E	HARRIS	3/19/2011	\$2,280	\$0	\$2,280	\$0
PWS	40354	ARCHER, BRAD	2010-1472-PWS-E	DENTON	3/19/2011	\$180	\$36	\$144	\$0
PWS	39949	Circle M Bar & Grill, Inc., Inc.	2010-1055-PWS-E	HARRIS	3/19/2011	\$5,973	\$0	\$5,973	\$0
PWS	40390	BACK PORCH BAR-B-Q, INC.	2010-1509-PWS-E	VICTORIA	3/19/2011	\$850	\$170	\$680	\$0
PWS	40467	City of Ballinger	2010-1601-PWS-E	RUNNELS	3/19/2011	\$343	\$0	\$343	\$0
PWS	38934	GARZA, HENRY M	2010-0020-PWS-E	HAYS	3/19/2011	\$2,096	\$419	\$1,677	\$0
PWS	40537	City of Beeville	2010-1681-PWS-E	BEE	3/19/2011	\$1,180	\$0	\$1,180	\$0
PWS	40273	226 Corp.	2010-1392-PWS-E	MIDLAND	3/19/2011	\$2,141	\$0	\$2,141	\$0
PWS	40492	PEREZ, ELIZABETH	2010-1641-PWS-E	WEBB	3/19/2011	\$501	\$100	\$401	\$0
PWS	40478	City of Avinger	2010-1610-PWS-E	CASS	3/19/2011	\$630	\$126	\$504	\$0
PWS	39612	Oakhollow MH Park, LLC *	2010-0701-PWS-E	BRAZORIA	3/27/2011	\$1,391	\$0	\$1,391	\$0

Singles Programs

Appendix 5: List of Administrative Orders Issued FY2011

Date Range Selected : 09/01/2010 - 08/31/2011

PGM	Case No.	Respondent Name	Docket#	County	Order Date	Penalty Assessed	Penalty Deferred	Payable Amount	SEP Offset
PWS	39695	HUTCHESON, CECIL D	2010-0791-PWS-E	LUBBOCK	4/8/2011	\$466	\$0	\$466	\$0
PWS	40114	LEGGETT, PAUL	2010-1252-PWS-E	PANOLA	4/18/2011	\$6,674	\$0	\$6,674	\$0
PWS	40258	Sebastian Municipal Utility District	2010-1374-PWS-E	WILLACY	4/18/2011	\$2,895	\$0	\$2,895	\$0
PWS	40306	Neal's Lodges, Inc.	2010-1419-PWS-E	UVALDE	4/18/2011	\$1,958	\$0	\$1,958	\$0
PWS	39433	NextEra Energy Project Management, LLC	2010-0564-PWS-E	STERLING	4/18/2011	\$6,272	\$1,254	\$5,018	\$0
PWS	40325	BILLUPS, ARNOLD	2010-1437-PWS-E	JIM WELLS	4/18/2011	\$550	\$110	\$440	\$0
PWS	40942	GRAY, LARRY W	2011-0042-WOC-E	ORANGE	4/18/2011	\$210	\$0	\$210	\$0
PWS	39757	Ranger Utility Company	2010-0867-PWS-E	BOWIE	4/18/2011	\$1,695	\$339	\$1,356	\$0
PWS	40131	Ray Lee Averyt	2010-1256-PWS-E	TARRANT	4/18/2011	\$3,231	\$0	\$3,231	\$0
PWS	40211	HUGHES, PAMELA SUE	2010-1409-PWS-E	LUBBOCK	5/8/2011	\$5,075	\$0	\$5,075	\$0
PWS	40028	Northshore	2010-1159-PWS-E	DENTON	5/8/2011	\$4,800	\$0	\$4,800	\$0
PWS	40835	City Of Slaton	2010-1993-PWS-E	LUBBOCK	5/8/2011	\$818	\$163	\$655	\$0
PWS	40420	City Of Rusk	2010-1532-PWS-E	CHEROKEE	5/8/2011	\$267	\$53	\$214	\$0
PWS	40049	Kas Investments, Ltd.	2010-1165-PWS-E	BRAZORIA	5/8/2011	\$2,825	\$0	\$2,825	\$0
PWS	38185	Thomas Osborn Hammond	2009-1348-PWS-E	SOMERVELL	5/8/2011	\$15,443	\$0	\$15,443	\$0
PWS	39049	NEIBRANDT, BRUCE F	2010-0133-PWS-E	VICTORIA	5/8/2011	\$600	\$0	\$600	\$0
PWS	39908	Soda Water Supply Corporation	2010-1010-PWS-E	POLK	5/8/2011	\$312	\$0	\$312	\$0
PWS	40499	Old Marbach School Water Supply Corporation	2010-1659-PWS-E	LIVE OAK	5/8/2011	\$2,415	\$483	\$1,932	\$0
PWS	37837	Allan R Stuart *	2009-0973-PWS-E	ANGELINA	5/8/2011	\$7,389	\$0	\$7,389	\$0
PWS	38063	Trudy J. Gillem	2010-0447-PWS-E	BEE	5/8/2011	\$6,341	\$0	\$6,341	\$0
PWS	40203	SOUTH LAKE PARK SERVICES INC	2010-1324-PWS-E	TARRANT	5/8/2011	\$7,717	\$0	\$7,717	\$0
PWS	2099	Thunderbird Bay Water Services, Inc.	2010-0912-UCR-E	BROWN	5/11/2011	\$0	\$0	\$0	\$0
PWS	33399	City of Leona	2010-1946-PWS-E	LEON	5/22/2011	\$302	\$0	\$302	\$0
PWS	40776	Us Forest Service	2010-1999-PWS-E	GRAY	5/22/2011	\$205	\$41	\$164	\$0
PWS	39532	JOHNSON, ANDREAS	2011-0436-UCR-E	HARRIS	6/8/2011	\$0	\$0	\$0	\$0
PWS	40290	JACKSON, GEORGE W	2010-1399-PWS-E	LUBBOCK	6/11/2011	\$518	\$0	\$518	\$0
PWS	39530	HORVATH, SHAWN M	2010-0619-PWS-E	DENTON	6/11/2011	\$4,676	\$0	\$4,676	\$0
PWS	40971	NEIBRANDT, BRUCE F	2011-0062-PWS-E	VICTORIA	6/20/2011	\$3,053	\$0	\$3,053	\$0
PWS	40039	HALL, DARRELL	2010-1149-PWS-E	GRIMES	6/20/2011	\$1,497	\$0	\$1,497	\$0
PWS	40864	City of Linden	2010-2024-PWS-E	CASS	6/20/2011	\$2,635	\$527	\$2,108	\$0
PWS	39650	LUKE, DOLORES A	2010-0745-PWS-E	HARDIN	6/20/2011	\$688	\$0	\$688	\$0
PWS	40589	ARC Communities 8 LLC	2010-1731-PWS-E	PARKER	6/20/2011	\$215	\$43	\$172	\$0
PWS	40779	Monarch Utilities I L.P.	2010-1997-PWS-E	HOOD	6/20/2011	\$262	\$52	\$210	\$0
PWS	40550	B AND B WSC	2010-1695-PWS-E	NAVARRO	6/20/2011	\$210	\$42	\$168	\$0
PWS	40843	Memorial Point Utility District	2010-2002-PWS-E	POLK	6/20/2011	\$710	\$142	\$568	\$0
PWS	38363	City of Carl's Corner	2009-1496-PWS-E	HILL	6/20/2011	\$9,050	\$0	\$9,050	\$0
PWS	14288	Water Association Of North Lake, Inc.	2010-0413-PWS-E	*MULTIPLE	6/20/2011	\$9,842	\$0	\$9,842	\$0
PWS	40301	LAS PALOMAS WATER SERVICES COMPANY	2010-1427-PWS-E	WILSON	6/20/2011	\$392	\$78	\$314	\$0

Singles Programs

Appendix 5: List of Administrative Orders Issued FY2011

Date Range Selected : 09/01/2010 - 08/31/2011

PGM	Case No.	Respondent Name	Docket#	County	Order Date	Penalty Assessed	Penalty Deferred	Payable Amount	SEP Offset
PWS	36236	KIMBLE, KARENA *	2008-1176-PWS-E	BANDERA	6/20/2011	\$6,581	\$0	\$6,581	\$0
PWS	33490	KL Comfort Park, Ltd.	2010-2088-PWS-E	BELL	6/20/2011	\$422	\$0	\$422	\$0
PWS	38222	Tom Green County FWSD 2	2010-1414-PWS-E	TOM GREEN	6/20/2011	\$604	\$0	\$604	\$0
PWS	40116	NGUYEN, BAO VU	2010-1236-MLM-E	BRAZOS	7/2/2011	\$322	\$64	\$258	\$0
PWS	40787	REEVES, KAREN	2010-1931-PWS-E	COOKE	7/2/2011	\$5,063	\$1,012	\$4,051	\$0
PWS	40795	MUELLER, HARTMUT F	2010-1933-PWS-E	BLANCO	7/2/2011	\$1,379	\$275	\$1,104	\$0
PWS	40738	City of Normangee	2010-1879-PWS-E	LEON	7/2/2011	\$1,624	\$324	\$1,300	\$0
PWS	40812	Aqua Texas, Inc.	2010-1957-MLM-E	TRAVIS	7/2/2011	\$2,987	\$597	\$2,390	\$0
PWS	39382	D & K Del Bosque, Inc.	2010-0574-PWS-E	GARZA	7/10/2011	\$4,034	\$0	\$4,034	\$0
PWS	39688	SOLALINDE, ALFREDO	2010-0794-PWS-E	HARRIS	7/10/2011	\$378	\$0	\$378	\$0
PWS	40239	CHRISTOPHER W DUNCAN	2010-1371-PWS-E	ANGELINA	7/22/2011	\$3,320	\$0	\$3,320	\$0
PWS	40382	JASPER CINDI INC	2010-1498-PWS-E	JASPER	7/22/2011	\$850	\$0	\$850	\$0
PWS	28010	Bosque Basin Water Supply Corporation	2010-1245-PWS-E	MCLENNAN	7/22/2011	\$14,355	\$0	\$14,355	\$0
PWS	40108	DRC Business Inc.	2010-1227-PWS-E	HARRIS	7/22/2011	\$3,927	\$0	\$3,927	\$0
PWS	40905	MOORE WATER SUPPLY CORPORATION	2010-2070-PWS-E	FRIO	7/31/2011	\$892	\$178	\$714	\$0
PWS	40786	City of East Tawakoni	2010-1922-PWS-E	HUNT	7/31/2011	\$2,600	\$520	\$2,080	\$0
PWS	39950	Murvaul Wsc	2010-1054-PWS-E	PANOLA	7/31/2011	\$605	\$0	\$605	\$0
PWS	39606	George Naddour *	2010-0715-PWS-E	HARRIS	7/31/2011	\$5,867	\$0	\$5,867	\$0
PWS	40985	City of Cameron	2011-0096-PWS-E	MILAM	7/31/2011	\$385	\$77	\$308	\$0
PWS	40917	TRAVELING TIGER CENTERS LLC	2010-2083-PWS-E	HUDSPETH	7/31/2011	\$2,112	\$0	\$2,112	\$0
PWS	40055	GARZA, HENRY M	2010-1171-PWS-E	HAYS	7/31/2011	\$348	\$69	\$279	\$0
PWS	40868	GRAVES, BARBARA A	2011-0008-PWS-E	JIM WELLS	7/31/2011	\$1,177	\$235	\$942	\$0
PWS	40874	Prairie Grove WSC	2010-2059-PWS-E	ANGELINA	7/31/2011	\$532	\$106	\$426	\$0
PWS	37340	Foster Consolidated Investments, L.L.C.	2011-0094-PWS-E	WILLIAMSON	8/13/2011	\$705	\$0	\$705	\$0
PWS	40090	MILLER, DANA L	2010-1211-PWS-E	DENTON	8/13/2011	\$4,256	\$0	\$4,256	\$0
PWS	40808	PARS PROPERTIES INC	2010-1959-PWS-E	*MULTIPLE	8/13/2011	\$14,568	\$0	\$14,568	\$0
PWS	40698	Tempe Water Supply Corporation	2010-1840-PWS-E	POLK	8/13/2011	\$1,022	\$204	\$818	\$0
PWS	41034	Pure WSC	2011-0129-PWS-E	MCLENNAN	8/13/2011	\$535	\$107	\$428	\$0
PWS	41199	Concho Rural Water Corporation	2011-0294-PWS-E	TOM GREEN	8/13/2011	\$355	\$71	\$284	\$0
PWS	40150	SMALLWOOD, GERALD S	2010-1273-PWS-E	UVALDE	8/20/2011	\$18,422	\$0	\$18,422	\$0
PWS	40091	THE ANGLERS LODGE LLC	2010-1232-PWS-E	VAL VERDE	8/20/2011	\$15,052	\$0	\$15,052	\$0
PWS	31226	POSADA, FELIPE	2010-1586-PWS-E	*MULTIPLE	8/20/2011	\$88,933	\$0	\$88,933	\$0
PWS	41159	City of Temple	2011-0280-PWS-E	BELL	8/27/2011	\$6,339	\$1,267	\$5,072	\$0
PWS	41170	Monarch Utilities I L.P.	2011-0261-PWS-E	JOHNSON	8/27/2011	\$267	\$53	\$214	\$0
PWS	41042	City of Rosebud	2011-0136-PWS-E	FALLS	8/27/2011	\$1,667	\$333	\$1,334	\$0
PWS	41093	RAYS ACQUISITION COMPANY LLC	2011-0182-PWS-E	WALLER	8/27/2011	\$2,483	\$0	\$2,483	\$0
PWS	41263	MINALDI, BEVERLY LEE	2011-0350-PWS-E	SABINE	8/27/2011	\$1,878	\$375	\$1,503	\$0
PWS	41465	City of Star Harbor	2011-0562-PWS-E	HENDERSON	8/27/2011	\$305	\$61	\$244	\$0

Singles Programs

Appendix 5: List of Administrative Orders Issued FY2011

Date Range Selected : 09/01/2010 - 08/31/2011

PGM	Case No.	Respondent Name	Docket#	County	Order Date	Penalty Assessed	Penalty Deferred	Payable Amount	SEP Offset
Subtotal for PWS : 170						\$525,719	\$22,227	\$501,062	\$2,430
WATE RIGHT	40254	Longview Bridge and Road, LTD.	2010-1367-WR-E	NEWTON	11/15/2010	\$350	\$0	\$350	\$0
WATE RIGHT	39598	MCKEE, DAVID	2010-0694-WR-E	JOHNSON	12/4/2010	\$13,115	\$2,623	\$10,492	\$0
WATE RIGHT	40471	ANDERSON COLUMBIA CO., INC.	2010-1616-WR-E	ZAPATA	12/25/2010	\$350	\$0	\$350	\$0
WATE RIGHT	40473	Harrison County	2010-1614-WR-E	HARRISON	12/25/2010	\$350	\$0	\$350	\$0
WATE RIGHT	40657	3 T EXPLORATION INC	2010-1804-WR-E	SMITH	2/5/2011	\$350	\$0	\$350	\$0
WATE RIGHT	40633	The Lane Construction Corporation	2010-1784-WR-E	LYNN	2/5/2011	\$350	\$0	\$350	\$0
WATE RIGHT	40380	Keithville Well Drilling & Service Inc	2010-1502-WR-E	NACOGDOCHES	2/20/2011	\$605	\$121	\$484	\$0
WATE RIGHT	40714	Gardner Production, LLC	2010-1899-WR-E	JACK	2/20/2011	\$350	\$0	\$350	\$0
WATE RIGHT	40741	BEST PETROLEUM EXPLORATIONS INC	2010-1878-WR-E	JACK	2/20/2011	\$350	\$0	\$350	\$0
WATE RIGHT	40815	EOG Resources, Inc.	2010-1964-WR-E	NACOGDOCHES	3/7/2011	\$875	\$0	\$875	\$0
WATE RIGHT	40298	PPG Industries, Inc	2010-1413-WR-E	WICHITA	3/7/2011	\$1,620	\$324	\$1,296	\$0
WATE RIGHT	40391	Kirsten Davis *	2010-1500-WR-E	DALLAS	3/19/2011	\$600	\$120	\$480	\$0
WATE RIGHT	40638	SWAN, KEN R	2010-1787-WR-E	JACK	5/8/2011	\$1,000	\$200	\$800	\$0
WATE RIGHT	40814	R Construction Company	2011-0195-WR-E	NACOGDOCHES	5/22/2011	\$350	\$0	\$350	\$0
WATE RIGHT	38482	GP Golf, LLLP. *	2009-1623-WR-E	TRAVIS	6/11/2011	\$41,500	\$0	\$41,500	\$0
WATE RIGHT	40385	Trinity Turf Nursery, Inc.	2010-1504-WR-E	DENTON	6/11/2011	\$1,000	\$0	\$1,000	\$0
WATE RIGHT	40837	Texas Industries, Inc.	2010-2008-WR-E	JACK	6/20/2011	\$765	\$153	\$612	\$0
WATE RIGHT	41319	Ross Ridge Sand Company LP	2011-0421-WR-E	ORANGE	7/2/2011	\$350	\$0	\$350	\$0
WATE RIGHT	40590	SEVENTEEN LAKES HOMEOWNERS ASSOCIATION, INC.	2010-1733-WR-E	DENTON	7/31/2011	\$1,000	\$200	\$800	\$0
WATE RIGHT	40816	DTE Gas Resources, LLC	2010-1976-WR-E	JACK	8/13/2011	\$1,027	\$205	\$822	\$0
Subtotal for WATERIGHT : 20						\$66,257	\$3,946	\$62,311	\$0
WQ	38830	City of Edinburg	2009-1979-MWD-E	HIDALGO	9/26/2010	\$60,900	\$0	\$0	\$60,900
WQ	39168	Federal Emergency Management Agency	2010-0263-MWD-E	GALVESTON	9/26/2010	\$2,625	\$525	\$2,100	\$0
WQ	39568	Ross Construction, Inc.	2010-0652-WQ-E	WILLIAMSON	9/26/2010	\$750	\$150	\$600	\$0
WQ	39368	City of Port Arthur	2010-0455-MWD-E	JEFFERSON	9/26/2010	\$5,160	\$1,032	\$4,128	\$0

Singles Programs

Appendix 5: List of Administrative Orders Issued FY2011

Date Range Selected : 09/01/2010 - 08/31/2011

PGM	Case No.	Respondent Name	Docket#	County	Order Date	Penalty Assessed	Penalty Deferred	Payable Amount	SEP Offset
WQ	39443	City of Muenster	2010-0527-MWD-E	COOKE	9/26/2010	\$3,740	\$0	\$3,740	\$0
WQ	39424	Union Grove Independent School District	2010-0515-MWD-E	UPSHUR	9/26/2010	\$1,550	\$310	\$1,240	\$0
WQ	38820	City of Tatum	2009-1986-MWD-E	RUSK	9/26/2010	\$10,720	\$2,144	\$0	\$8,576
WQ	39613	Eastwood Hills Mobile Home Park Limited Partnership	2010-0702-MWD-E	MONTGOMERY	9/26/2010	\$2,080	\$416	\$1,664	\$0
WQ	38717	Aqua Development, Inc.	2009-1892-MWD-E	TRAVIS	9/26/2010	\$2,975	\$595	\$2,380	\$0
WQ	39308	Aqua Texas, Inc.	2010-0398-MWD-E	HARRIS	9/26/2010	\$14,130	\$0	\$14,130	\$0
WQ	39139	City of Fredericksburg	2010-0228-MWD-E	GILLESPIE	9/26/2010	\$13,000	\$2,600	\$0	\$10,400
WQ	35231	Cardinal Meadows Improvement District	2008-0117-MWD-E	JEFFERSON	10/15/2010	\$19,880	\$10,280	\$9,600	\$0
WQ	39448	Lower Colorado River Authority	2010-0533-MWD-E	*MULTIPLE	10/15/2010	\$1,250	\$250	\$1,000	\$0
WQ	37944	City of Covington	2009-1089-MWD-E	HILL	10/15/2010	\$8,250	\$8,250	\$0	\$0
WQ	39686	BROWNSVILLE MUNICIPAL UTILITIES CORPORATION	2010-0777-MWD-E	CAMERON	10/15/2010	\$7,850	\$1,570	\$6,280	\$0
WQ	39214	Bayshore Industrial, L.P.	2010-0307-IWD-E	HARRIS	10/15/2010	\$6,090	\$1,218	\$4,872	\$0
WQ	39726	Plainview BioEnergy, LLC	2010-0825-IWD-E	HALE	10/15/2010	\$3,660	\$732	\$2,928	\$0
WQ	39306	City of Pearsall	2010-0343-MWD-E	FRIO	10/15/2010	\$3,025	\$605	\$0	\$2,420
WQ	39553	Lake Municipal Utility District	2010-0643-MWD-E	HARRIS	10/15/2010	\$3,300	\$660	\$2,640	\$0
WQ	39073	Hanson Pipe & Precast LLC	2010-0153-IWD-E	DALLAS	10/15/2010	\$4,320	\$864	\$3,456	\$0
WQ	37880	Travis Vista Water and Sewer Supply Corporation	2009-1008-MWD-E	TRAVIS	10/15/2010	\$27,974	\$27,974	\$0	\$0
WQ	39265	Bridgestone Municipal Utility District	2010-0248-MWD-E	HARRIS	10/15/2010	\$18,888	\$0	\$18,888	\$0
WQ	39584	City of Henderson	2010-0674-MWD-E	RUSK	10/15/2010	\$4,600	\$920	\$3,680	\$0
WQ	39765	Angelina & Neches River Authority	2010-0872-MWD-E	ANGELINA	10/15/2010	\$2,880	\$576	\$2,304	\$0
WQ	39476	MIRHAJ, KOBRA	2010-0561-MWD-E	HARRIS	10/15/2010	\$60,083	\$12,016	\$48,067	\$0
WQ	39016	City of Penelope	2010-0092-MWD-E	HILL	10/15/2010	\$10,197	\$2,039	\$0	\$8,158
WQ	39309	Larry Hawkins	2010-0394-SLG-E	CLAY	10/15/2010	\$5,040	\$1,008	\$4,032	\$0
WQ	39666	Golden Spread Redi-Mix, Inc.	2010-0761-IWD-E	POTTER	10/25/2010	\$4,550	\$910	\$3,640	\$0
WQ	39288	Hanson Aggregates LLC	2010-0333-IWD-E	MONTGOMERY	10/25/2010	\$11,220	\$2,244	\$8,976	\$0
WQ	39696	James Allen Lewis	2010-0790-MWD-E	HARRISON	10/25/2010	\$6,420	\$1,284	\$5,136	\$0
WQ	39447	LEDEZMA READY MIX LLC	2010-0532-MLM-E	MCCULLOCH	10/25/2010	\$5,544	\$1,108	\$4,436	\$0
WQ	38991	Endeavor Wall Homes, LLC	2010-0082-WQ-E	PARKER	10/25/2010	\$750	\$150	\$600	\$0
WQ	39654	City of New Deal	2010-0749-MWD-E	LUBBOCK	10/25/2010	\$7,670	\$1,534	\$0	\$6,136
WQ	40123	LOCOS PICK & PULL LLC	2010-1250-WQ-E	SMITH	10/25/2010	\$700	\$0	\$700	\$0
WQ	39438	Aqua Development, Inc.	2010-0528-MWD-E	MONTGOMERY	10/25/2010	\$26,260	\$0	\$26,260	\$0
WQ	39341	Dr. Alejandro Garcia II	2010-0425-EAQ-E	BEXAR	10/25/2010	\$6,000	\$1,200	\$4,800	\$0
WQ	36948	City of Chico	2008-1953-MWD-E	WISE	10/25/2010	\$208,475	\$0	\$0	\$208,475
WQ	39576	Tawakoni Waste Water Corporation	2010-0666-MWD-E	HUNT	10/25/2010	\$10,107	\$0	\$10,107	\$0
WQ	39403	Samuel Gomez	2010-0492-WQ-E	EL PASO	10/25/2010	\$2,100	\$420	\$1,680	\$0
WQ	39087	Davis Bayou Service Company *	2010-0174-MWD-E	LIBERTY	10/25/2010	\$7,590	\$1,518	\$6,072	\$0
WQ	40165	Steve Wier, Inc.	2010-1286-WQ-E	TRAVIS	10/25/2010	\$700	\$0	\$700	\$0
WQ	39609	City of Boyd	2010-0699-MWD-E	WISE	10/25/2010	\$6,360	\$1,272	\$0	\$5,088

Singles Programs

Appendix 5: List of Administrative Orders Issued FY2011

Date Range Selected : 09/01/2010 - 08/31/2011

PGM	Case No.	Respondent Name	Docket#	County	Order Date	Penalty Assessed	Penalty Deferred	Payable Amount	SEP Offset
WQ	39748	Kendall Speight, INC.	2010-0851-SLG-E	NUECES	10/25/2010	\$2,560	\$512	\$2,048	\$0
WQ	39639	ODA, MIKE	2010-0782-WOC-E	FORT BEND	10/25/2010	\$750	\$150	\$600	\$0
WQ	39298	Central Texas Highway Constructors, LLC	2010-0389-WQ-E	CALDWELL	10/25/2010	\$23,750	\$0	\$23,750	\$0
WQ	39720	Grant Road Public Utility District	2010-0817-MWD-E	HARRIS	10/25/2010	\$1,050	\$210	\$840	\$0
WQ	39685	City of Tenaha	2010-0778-MWD-E	SHELBY	10/25/2010	\$6,000	\$1,200	\$4,800	\$0
WQ	39486	Champion Technologies, Inc.	2010-0570-IWD-E	FORT BEND	10/25/2010	\$11,250	\$0	\$11,250	\$0
WQ	40124	Richard Clark Builders, Inc.	2010-1251-WQ-E	MCLENNAN	10/25/2010	\$700	\$0	\$700	\$0
WQ	39649	Praxair, Inc.	2010-0743-IWD-E	*MULTIPLE	10/25/2010	\$1,250	\$250	\$1,000	\$0
WQ	40048	Key Building Systems, Incorporated	2010-1163-WQ-E	GREGG	10/25/2010	\$700	\$0	\$700	\$0
WQ	39792	GREENWOOD MOTOR LINES, INC.	2010-0375-WQ-E	WEBB	10/25/2010	\$900	\$180	\$720	\$0
WQ	38399	Tempe Water Supply Corporation	2009-1497-MWD-E	POLK	11/4/2010	\$12,240	\$0	\$12,240	\$0
WQ	38950	FARIAS, SALVADOR III	2010-0026-EAQ-E	BEXAR	11/14/2010	\$13,260	\$0	\$13,260	\$0
WQ	39527	MeadWestvaco Texas, L.P.	2010-0617-IWD-E	JASPER	11/15/2010	\$28,361	\$5,672	\$11,344	\$11,345
WQ	39592	Knife River Corporation - South	2010-0687-IWD-E	JEFFERSON	11/15/2010	\$4,092	\$818	\$3,274	\$0
WQ	39668	City of New Waverly	2010-0763-MWD-E	WALKER	11/15/2010	\$2,040	\$408	\$0	\$1,632
WQ	39531	Walnut Cove Water Supply Corporation	2010-0618-MWD-E	MONTGOMERY	11/15/2010	\$7,339	\$1,467	\$5,872	\$0
WQ	39669	City of Atlanta	2010-0764-MWD-E	CASS	11/15/2010	\$2,134	\$0	\$2,134	\$0
WQ	39724	Monarch Utilities I L.P.	2010-0818-IWD-E	HAYS	11/15/2010	\$2,100	\$420	\$1,680	\$0
WQ	39746	Tarkington ISD	2010-0848-MWD-E	LIBERTY	11/15/2010	\$5,680	\$1,136	\$4,544	\$0
WQ	39736	Lone Star NGL Mont Belvieu L.P.	2010-0844-IWD-E	HARRIS	11/15/2010	\$2,500	\$500	\$2,000	\$0
WQ	39747	S. I. Enterprises, LLC	2010-0850-MWD-E	HARRIS	11/15/2010	\$2,040	\$408	\$1,632	\$0
WQ	39683	HARTZOG, WILLIAM E JR	2010-0776-MWD-E	HARRIS	11/15/2010	\$1,150	\$230	\$920	\$0
WQ	39192	Weatherford Farms, Inc	2010-0282-IWD-E	FORT BEND	11/15/2010	\$8,250	\$1,650	\$6,600	\$0
WQ	38856	City of Caddo Mills	2009-2028-MWD-E	HUNT	11/15/2010	\$14,800	\$0	\$14,800	\$0
WQ	39708	David Schuler Dba Spirit Custom Homes	2010-0804-WQ-E	BRAZOS	11/15/2010	\$4,000	\$800	\$1,600	\$1,600
WQ	39453	City of Wilmer	2010-0549-WQ-E	DALLAS	11/15/2010	\$2,000	\$400	\$1,600	\$0
WQ	38918	City of Shepherd	2010-0004-MWD-E	SAN JACINTO	11/15/2010	\$2,882	\$0	\$0	\$2,882
WQ	39630	New Vision Custom Homes, Inc.	2010-0732-WQ-E	BRAZOS	11/15/2010	\$3,600	\$720	\$2,880	\$0
WQ	38266	City of Bynum	2009-1406-MWD-E	HILL	11/15/2010	\$3,575	\$0	\$3,575	\$0
WQ	39488	Orange County Water Control and Improvement District No. 1	2010-0592-MWD-E	ORANGE	11/15/2010	\$15,045	\$0	\$15,045	\$0
WQ	39567	Best Sea-Pack of Texas, Inc.	2010-0704-IWD-E	BRAZORIA	11/15/2010	\$26,030	\$0	\$26,030	\$0
WQ	39981	Dallas Chemical Technologies, Inc.	2010-1100-IWD-E	HARRIS	11/15/2010	\$14,169	\$2,833	\$11,336	\$0
WQ	37117	Tommy Davis	2009-0184-WQ-E	SOMERVELL	12/2/2010	\$4,200	\$0	\$4,200	\$0
WQ	39767	Texas Department of Transportation	2010-0873-MWD-E	*MULTIPLE	12/4/2010	\$3,060	\$612	\$0	\$2,448
WQ	39176	Claussen's Crest (San Antonio) Home Owners' Association, Inc.	2010-0271-EAQ-E	BEXAR	12/4/2010	\$6,000	\$1,200	\$4,800	\$0
WQ	39631	D.B. Western, Inc. - Texas	2010-0713-IWD-E	HARRIS	12/4/2010	\$91,135	\$18,227	\$72,908	\$0
WQ	38215	Creek Park Corporation	2009-1372-MWD-E	JOHNSON	12/4/2010	\$4,750	\$0	\$4,750	\$0

Singles Programs

Appendix 5: List of Administrative Orders Issued FY2011

Date Range Selected : 09/01/2010 - 08/31/2011

PGM	Case No.	Respondent Name	Docket#	County	Order Date	Penalty Assessed	Penalty Deferred	Payable Amount	SEP Offset
WQ	39905	Shin-Etsu Silicones of America, Inc.	2010-1006-IWD-E	BRAZORIA	12/4/2010	\$24,875	\$0	\$24,875	\$0
WQ	38756	Chilton Water Supply and Sewer Service Corporation	2009-1910-MWD-E	FALLS	12/4/2010	\$24,184	\$0	\$24,184	\$0
WQ	39918	Cowtown RV Park, Ltd.	2010-1022-MWD-E	PARKER	12/4/2010	\$2,146	\$429	\$1,717	\$0
WQ	39067	City of Hudson	2010-0152-MWD-E	ANGELINA	12/4/2010	\$8,249	\$1,649	\$0	\$6,600
WQ	40078	Dril-Quip, Inc.	2010-1189-MWD-E	HARRIS	12/4/2010	\$3,360	\$672	\$2,688	\$0
WQ	39208	Marhaba Partners Limited Partnership	2010-0291-MWD-E	*MULTIPLE	12/4/2010	\$2,400	\$480	\$1,920	\$0
WQ	37517	Benbrook Texas Limited Partnership	2009-0628-MWD-E	TARRANT	12/4/2010	\$21,200	\$17,600	\$3,600	\$0
WQ	39903	San Antonio Water System	2010-1007-MWD-E	BEXAR	12/4/2010	\$32,700	\$0	\$0	\$32,700
WQ	38188	City of Wolfe City	2009-1387-MWD-E	HUNT	12/4/2010	\$7,990	\$0	\$7,990	\$0
WQ	36844	City of Gustine	2008-1819-MWD-E	COMANCHE	12/4/2010	\$65,133	\$65,133	\$0	\$0
WQ	39984	Eastland County Water Supply District	2010-1101-MWD-E	EASTLAND	12/4/2010	\$4,392	\$878	\$3,514	\$0
WQ	39671	City of Bridge City	2010-0766-MWD-E	ORANGE	12/25/2010	\$18,225	\$3,645	\$14,580	\$0
WQ	39738	CEMEX Construction Materials South, LLC	2010-0870-IWD-E	GALVESTON	12/25/2010	\$1,786	\$357	\$1,429	\$0
WQ	38776	Timberwood Development Company, L.P.	2009-1956-MLM-E	BEXAR	12/25/2010	\$1,650	\$330	\$1,320	\$0
WQ	39822	SUNRISE MATERIALS, L.P.	2010-0932-WQ-E	LIBERTY	12/25/2010	\$2,000	\$400	\$1,600	\$0
WQ	40276	Bul-Tex Development Corporation	2010-1393-EAQ-E	BEXAR	12/25/2010	\$1,500	\$300	\$1,200	\$0
WQ	40472	Mullen-Telles, Inc.	2010-1615-WQ-E	EL PASO	12/25/2010	\$700	\$0	\$700	\$0
WQ	38845	City of Goodlow	2009-2020-MWD-E	NAVARRO	12/25/2010	\$10,000	\$10,000	\$0	\$0
WQ	39870	Fort Bend County Municipal Utility District 169 *	2010-0975-MWD-E	FORT BEND	12/25/2010	\$2,850	\$570	\$2,280	\$0
WQ	37737	Brookshire Municipal Water District	2009-0839-MWD-E	WALLER	12/25/2010	\$58,395	\$0	\$0	\$58,395
WQ	40517	Texas A&M University - Corpus Christi	2010-1660-WQ-E	NUECES	12/25/2010	\$700	\$0	\$700	\$0
WQ	39769	SHAMROCK REALTY, LTD.	2010-0876-WQ-E	MCLENNAN	12/25/2010	\$1,500	\$300	\$1,200	\$0
WQ	39716	East Montgomery County MUD 3	2010-0814-MWD-E	MONTGOMERY	12/25/2010	\$1,370	\$274	\$1,096	\$0
WQ	40415	Pioneer General Contractors, Inc.	2010-1535-WQ-E	RANDALL	12/25/2010	\$700	\$0	\$700	\$0
WQ	39712	Martin Realty & Land, Inc.	2010-0812-MWD-E	MONTGOMERY	12/25/2010	\$6,124	\$1,224	\$4,900	\$0
WQ	40031	City of Beckville	2010-1141-MWD-E	PANOLA	12/25/2010	\$4,737	\$947	\$3,790	\$0
WQ	39954	GULF MARINE FABRICATORS LP	2010-1064-MWD-E	SAN PATRICIO	12/25/2010	\$3,930	\$786	\$3,144	\$0
WQ	39891	Chemtrade Refinery Services, Inc.	2010-0991-IWD-E	JEFFERSON	12/25/2010	\$5,940	\$1,188	\$4,752	\$0
WQ	40046	West Hardin County Consolidated Independent School District	2010-1162-MWD-E	HARDIN	12/25/2010	\$3,500	\$700	\$2,800	\$0
WQ	40086	Montgomery County WCID 1	2010-1198-MWD-E	MONTGOMERY	12/25/2010	\$3,450	\$690	\$2,760	\$0
WQ	40413	Westin Homes and Properties, L.P.	2010-1551-WQ-E	FORT BEND	12/25/2010	\$700	\$0	\$700	\$0
WQ	39895	City of Moody	2010-0999-MWD-E	MCLENNAN	12/25/2010	\$4,650	\$930	\$3,720	\$0
WQ	38989	WHATLEY, JASON	2010-0068-SLG-E	BRAZORIA	1/14/2011	\$2,650	\$0	\$2,650	\$0
WQ	39901	Texas Lehigh Cement Company LP	2010-1057-MWD-E	HAYS	2/5/2011	\$2,080	\$416	\$1,664	\$0
WQ	39821	Rancho Sienna KC, LP	2010-0918-EAQ-E	WILLIAMSON	2/5/2011	\$4,500	\$900	\$1,800	\$1,800
WQ	40139	City of Hallsville	2010-1263-MWD-E	HARRISON	2/5/2011	\$5,420	\$0	\$5,420	\$0
WQ	39995	City of Blanket	2010-1110-MWD-E	BROWN	2/5/2011	\$2,314	\$462	\$1,852	\$0
WQ	39900	Gulf Coast Waste Disposal Authority	2010-1032-IWD-E	HARRIS	2/5/2011	\$14,175	\$2,835	\$0	\$11,340

Singles Programs

Appendix 5: List of Administrative Orders Issued FY2011

Date Range Selected : 09/01/2010 - 08/31/2011

PGM	Case No.	Respondent Name	Docket#	County	Order Date	Penalty Assessed	Penalty Deferred	Payable Amount	SEP Offset
WQ	25652	City of Franklin	2009-0852-MWD-E	ROBERTSON	2/5/2011	\$47,310	\$0	\$0	\$47,310
WQ	38706	City of Dodd City	2009-1954-MWD-E	FANNIN	2/5/2011	\$14,645	\$0	\$12,215	\$2,430
WQ	40107	City of Waelder	2010-1215-MWD-E	GONZALES	2/5/2011	\$1,800	\$360	\$0	\$1,440
WQ	40062	Brazoria County Municipal Utility District 21	2010-1176-MWD-E	BRAZORIA	2/5/2011	\$14,300	\$0	\$14,300	\$0
WQ	40081	PIKOFF ENTERPRISE, INC.	2010-1203-EAQ-E	WILLIAMSON	2/5/2011	\$4,000	\$800	\$3,200	\$0
WQ	36492	Briarwood Lutheran Ministries	2008-1421-MWD-E	DENTON	2/5/2011	\$6,025	\$0	\$6,025	\$0
WQ	40135	City of Bellville	2010-1260-MWD-E	AUSTIN	2/5/2011	\$2,640	\$528	\$2,112	\$0
WQ	40569	Nouveau Construction and Technology Services LP	2010-1718-WQ-E	NUECES	2/5/2011	\$700	\$0	\$700	\$0
WQ	37125	City of Asherton	2009-0176-MWD-E	*MULTIPLE	2/5/2011	\$2,540	\$508	\$2,032	\$0
WQ	39946	City of Bremond	2010-1053-MWD-E	ROBERTSON	2/5/2011	\$4,940	\$988	\$3,952	\$0
WQ	39844	HEBERT, RANDY	2010-0945-WQ-E	ORANGE	2/20/2011	\$950	\$0	\$950	\$0
WQ	40051	Unimin Corporation	2010-1164-IWD-E	CHEROKEE	2/20/2011	\$8,820	\$1,764	\$7,056	\$0
WQ	39149	City Of Edgewood	2010-0242-MWD-E	VAN ZANDT	2/20/2011	\$5,380	\$5,380	\$0	\$0
WQ	39793	Navasota Concrete, Inc.	2010-0998-IWD-E	GRIMES	2/20/2011	\$12,000	\$2,400	\$9,600	\$0
WQ	40063	Port O'Connor Municipal Utility District	2010-1175-MWD-E	CALHOUN	2/20/2011	\$5,280	\$1,056	\$0	\$4,224
WQ	40085	Capital Metropolitan Transportation Authority	2010-1206-EAQ-E	WILLIAMSON	2/20/2011	\$3,000	\$600	\$2,400	\$0
WQ	39933	City of Waller	2010-1062-MWD-E	WALLER	2/20/2011	\$1,990	\$398	\$1,592	\$0
WQ	40168	J.E. Kingham Construction Company, Ltd.	2010-1289-WQ-E	POLK	2/20/2011	\$2,625	\$525	\$2,100	\$0
WQ	40087	Conroe Independent School District	2010-1207-MWD-E	MONTGOMERY	2/20/2011	\$3,255	\$651	\$2,604	\$0
WQ	39919	City of Port Lavaca	2010-1021-MWD-E	CALHOUN	2/20/2011	\$19,950	\$3,990	\$0	\$15,960
WQ	40162	City of Rosebud	2010-1285-MWD-E	FALLS	2/20/2011	\$5,850	\$1,170	\$4,680	\$0
WQ	39440	City of Alvin	2010-0523-MWD-E	BRAZORIA	2/20/2011	\$68,160	\$0	\$68,160	\$0
WQ	39372	City of Fredericksburg	2010-0471-MWD-E	GILLESPIE	2/20/2011	\$14,987	\$0	\$0	\$14,987
WQ	38154	City of Oakwood	2009-1306-MWD-E	LEON	2/20/2011	\$5,375	\$0	\$5,375	\$0
WQ	38763	Westlake Municipal Utility District 1	2009-1901-MWD-E	HARRIS	2/20/2011	\$18,875	\$0	\$0	\$18,875
WQ	40008	PLACE PROPERTIES DEVELOPMENT SERVICES LLC	2010-1125-EAQ-E	BEXAR	2/20/2011	\$2,650	\$530	\$2,120	\$0
WQ	39414	Rita Laura Redow Karbalai	2010-0497-MWD-E	*MULTIPLE	2/20/2011	\$89,531	\$17,905	\$71,626	\$0
WQ	39591	Westfield Mobil Home Community, Ltd. dba Westfield Mobile Home Park	2010-0683-MWD-E	HARRIS	2/20/2011	\$11,450	\$2,290	\$9,160	\$0
WQ	40715	Bownds Construction, Inc.	2010-1866-WQ-E	RANDALL	2/20/2011	\$700	\$0	\$700	\$0
WQ	39185	Granbury Materials, LLC	2010-0276-WQ-E	HOOD	2/20/2011	\$14,000	\$0	\$11,690	\$2,310
WQ	39285	Greg Larson *	2010-0385-OSS-E	MCCULLOCH	2/25/2011	\$525	\$0	\$525	\$0
WQ	39717	GALVAN, DANIEL JR	2010-0813-WOC-E	MATAGORDA	2/25/2011	\$3,750	\$0	\$3,750	\$0
WQ	39413	GARCIA, ERASMO	2010-0496-OSS-E	MCCULLOCH	2/25/2011	\$262	\$0	\$262	\$0
WQ	40464	City of Center	2010-1594-MWD-E	SHELBY	3/7/2011	\$8,692	\$1,738	\$6,954	\$0
WQ	40263	Restaurant Service, L.L.C.	2010-1383-MWD-E	HARRIS	3/7/2011	\$1,260	\$252	\$1,008	\$0
WQ	40163	City of Bellevue	2010-1287-MWD-E	CLAY	3/7/2011	\$3,240	\$648	\$2,592	\$0
WQ	40350	Combined Relocation Services, Inc.	2010-1464-WQ-E	PARKER	3/7/2011	\$750	\$150	\$600	\$0
WQ	39871	Texas Department of Transportation	2010-1041-IWD-E	FORT BEND	3/7/2011	\$3,900	\$780	\$0	\$3,120

Singles Programs

Appendix 5: List of Administrative Orders Issued FY2011

Date Range Selected : 09/01/2010 - 08/31/2011

PGM	Case No.	Respondent Name	Docket#	County	Order Date	Penalty Assessed	Penalty Deferred	Payable Amount	SEP Offset
WQ	39982	City of Liberty	2010-1096-MWD-E	LIBERTY	3/7/2011	\$36,733	\$0	\$0	\$36,733
WQ	40252	City of Refugio	2010-1391-MWD-E	REFUGIO	3/7/2011	\$2,425	\$485	\$1,940	\$0
WQ	40140	LGI Homes, LTD. *	2010-1264-MWD-E	MONTGOMERY	3/7/2011	\$5,680	\$1,136	\$4,544	\$0
WQ	39812	City of Deport	2010-0915-MWD-E	LAMAR	3/7/2011	\$11,600	\$2,320	\$9,280	\$0
WQ	40183	Chevron U.S.A. Inc.	2010-1310-IWD-E	HARRIS	3/7/2011	\$405	\$81	\$324	\$0
WQ	40411	Structural Metals, Inc.	2010-1606-IWD-E	GUADALUPE	3/7/2011	\$6,200	\$1,240	\$4,960	\$0
WQ	40466	Paradise Isd	2010-1593-MWD-E	WISE	3/7/2011	\$3,600	\$720	\$2,880	\$0
WQ	40201	City of Austin	2010-1328-EAQ-E	TRAVIS	3/7/2011	\$3,650	\$0	\$3,650	\$0
WQ	40269	HARTZOG, WILLIAM E JR	2010-1381-MWD-E	HARRIS	3/7/2011	\$17,500	\$3,500	\$14,000	\$0
WQ	40282	City of Rhome	2010-1404-MWD-E	WISE	3/7/2011	\$8,250	\$0	\$8,250	\$0
WQ	40106	UNIVERSAL FOREST PRODUCTS TEXAS LLC	2010-1214-IWD-E	WALKER	3/7/2011	\$22,200	\$4,440	\$17,760	\$0
WQ	40223	San Angelo Packing Company, Inc.	2010-1347-IWD-E	TOM GREEN	3/7/2011	\$20,573	\$4,114	\$16,459	\$0
WQ	40952	CRUSE, LANDON K	2010-1917-WOC-E	TARRANT	3/7/2011	\$210	\$0	\$210	\$0
WQ	39495	Texas Department of Transportation	2010-0588-WQ-E	EASTLAND	3/7/2011	\$3,000	\$600	\$0	\$2,400
WQ	40368	Lambs Real Estate Investment I, LLC.	2010-1485-EAQ-E	WILLIAMSON	3/7/2011	\$1,800	\$360	\$1,440	\$0
WQ	40347	Inverness Forest Improvement District	2010-1463-MWD-E	HARRIS	3/19/2011	\$3,440	\$688	\$2,752	\$0
WQ	40435	Richey Road Mud	2010-1569-MWD-E	HARRIS	3/19/2011	\$1,397	\$279	\$1,118	\$0
WQ	40438	Hamshire-Fannett Independent School District	2010-1572-MWD-E	JEFFERSON	3/19/2011	\$6,660	\$1,332	\$0	\$5,328
WQ	40133	Harris County Utility District 16	2010-1258-MWD-E	HARRIS	3/19/2011	\$6,000	\$1,200	\$4,800	\$0
WQ	40266	AMERICAN WATER OPERATIONS AND MAINTENANCE, INC.	2010-1558-WQ-E	BELL	3/19/2011	\$3,750	\$0	\$3,750	\$0
WQ	40474	Pine Cove, Inc.	2010-1639-MWD-E	COLORADO	3/19/2011	\$3,340	\$668	\$2,672	\$0
WQ	40523	First Texas Homes, Inc.	2010-1668-WQ-E	FORT BEND	3/19/2011	\$750	\$150	\$600	\$0
WQ	40193	City of San Marcos	2010-1316-EAQ-E	HAYS	3/19/2011	\$3,750	\$750	\$0	\$3,000
WQ	40341	50'S Group Properties, LTD.	2010-1455-IWD-E	TOM GREEN	3/19/2011	\$3,375	\$0	\$3,375	\$0
WQ	40026	Holcim (Texas) Limited Partnership	2010-1200-IWD-E	ELLIS	3/19/2011	\$2,600	\$520	\$2,080	\$0
WQ	39703	Aqua Utilities, Inc.	2010-0787-MWD-E	HARRIS	3/19/2011	\$86,860	\$0	\$86,860	\$0
WQ	40851	VHI CONSTRUCTION INC	2010-2011-WQ-E	PARKER	3/19/2011	\$700	\$0	\$700	\$0
WQ	40292	Aqua Utilities, Inc.	2010-1412-MWD-E	HARRIS	3/19/2011	\$10,175	\$2,035	\$8,140	\$0
WQ	38987	City of Hitchcock	2010-0075-MWD-E	GALVESTON	3/19/2011	\$59,075	\$0	\$59,075	\$0
WQ	40022	ATCHISON TRUCKING, LLC	2010-1140-WQ-E	BRAZORIA	3/19/2011	\$750	\$150	\$600	\$0
WQ	39043	Annette Villegas	2010-0255-SLG-E	NUECES	3/19/2011	\$12,600	\$0	\$12,600	\$0
WQ	39571	City of Missouri City	2010-0659-MWD-E	FORT BEND	3/19/2011	\$54,000	\$0	\$0	\$54,000
WQ	40191	First National Bank of Hughes Springs	2010-1369-IWD-E	MARION	3/19/2011	\$9,212	\$1,842	\$7,370	\$0
WQ	38832	SUNRISE MATERIALS, L.P.	2009-2019-WQ-E	MONTGOMERY	3/19/2011	\$12,299	\$0	\$12,299	\$0
WQ	40221	Trucker's Corner, LP	2010-1344-MWD-E		3/19/2011	\$6,232	\$1,246	\$4,986	\$0
WQ	40219	HUEBNER HILLS OWNERS ASSOCIATION	2010-1338-EAQ-E	BEXAR	3/19/2011	\$3,750	\$750	\$3,000	\$0
WQ	40166	Bernard Timbers Water Supply Corporation	2010-1295-MWD-E	WHARTON	3/19/2011	\$6,580	\$1,316	\$5,264	\$0
WQ	40204	City of Joaquin	2010-1346-MWD-E	SHELBY	3/19/2011	\$3,280	\$656	\$2,624	\$0

Singles Programs

Appendix 5: List of Administrative Orders Issued FY2011

Date Range Selected : 09/01/2010 - 08/31/2011

PGM	Case No.	Respondent Name	Docket#	County	Order Date	Penalty Assessed	Penalty Deferred	Payable Amount	SEP Offset
WQ	40369	City of Duncanville	2010-1528-WQ-E	DALLAS	3/19/2011	\$9,160	\$0	\$0	\$9,160
WQ	38703	PERKINS, MARK	2009-1857-OSI-E	SHELBY	3/27/2011	\$2,479	\$0	\$2,479	\$0
WQ	39498	Stonehenge Granite of Austin, Inc.	2010-0593-WQ-E	HAYS	4/8/2011	\$1,050	\$0	\$1,050	\$0
WQ	40326	Harris County Water Control and Improvement District 89	2010-1457-MWD-E	HARRIS	4/18/2011	\$22,660	\$4,532	\$18,128	\$0
WQ	37788	City of Godley	2009-0907-MWD-E	JOHNSON	4/18/2011	\$44,750	\$0	\$0	\$44,750
WQ	40088	Happy Hill Farm Children's Home, Inc.	2010-1209-MWD-E	SOMERVELL	4/18/2011	\$15,300	\$3,060	\$12,240	\$0
WQ	40683	City of Hughes Springs	2010-1821-MWD-E	CASS	4/18/2011	\$1,300	\$260	\$1,040	\$0
WQ	39163	Town of Little Elm	2010-0249-MWD-E	DENTON	4/18/2011	\$12,225	\$2,445	\$0	\$9,780
WQ	40264	City of Saint Jo	2010-1384-MWD-E	MONTAGUE	4/18/2011	\$10,500	\$0	\$10,500	\$0
WQ	40759	City of Daingerfield	2010-1925-MWD-E	MORRIS	4/18/2011	\$4,260	\$852	\$3,408	\$0
WQ	40964	Carleton Construction, LTD.	2011-0064-WQ-E	JEFFERSON	4/18/2011	\$700	\$0	\$700	\$0
WQ	40526	Explorer Pipeline Company	2010-1671-IWD-E	ANDERSON	4/18/2011	\$7,125	\$1,425	\$5,700	\$0
WQ	40850	Ryan Companies US, Inc.	2011-0018-WQ-E	POTTER	4/18/2011	\$700	\$0	\$700	\$0
WQ	40642	Commodore Cove Improvement District	2010-1788-MWD-E	BRAZORIA	4/18/2011	\$4,417	\$883	\$3,534	\$0
WQ	40489	Holly Park Marina Inc.	2010-1637-SLG-E	SABINE	4/18/2011	\$1,300	\$260	\$1,040	\$0
WQ	38667	8 Mile Park, L.P.	2009-1829-MWD-E	BRAZORIA	4/18/2011	\$39,998	\$35,920	\$4,078	\$0
WQ	40009	H. E. Butt Grocery Company *	2010-1143-EAQ-E	COMAL	4/18/2011	\$750	\$150	\$600	\$0
WQ	40381	Aqua Development, Inc.	2010-1497-MWD-E	MONTGOMERY	4/18/2011	\$2,800	\$560	\$2,240	\$0
WQ	38112	City of New Boston	2009-1297-MWD-E	BOWIE	4/18/2011	\$28,120	\$0	\$28,120	\$0
WQ	40293	CEMEX Construction Materials South, LLC	2010-1411-IWD-E	HARRIS	4/18/2011	\$9,315	\$1,863	\$7,452	\$0
WQ	40665	Monarch Utilities I L.P.	2010-1808-MWD-E	HENDERSON	4/18/2011	\$3,170	\$634	\$2,536	\$0
WQ	40527	Wellborn Special Utility District	2010-1670-MWD-E	BRAZOS	4/18/2011	\$5,694	\$1,138	\$4,556	\$0
WQ	40944	MATA, LORENZO E	2011-0040-WOC-E	WEBB	4/18/2011	\$210	\$0	\$210	\$0
WQ	35577	City of O'Brien	2008-0454-MWD-E	HASKELL	4/18/2011	\$37,409	\$37,409	\$0	\$0
WQ	40571	City Of Breckenridge	2010-1715-MWD-E	STEPHENS	4/18/2011	\$7,875	\$0	\$7,875	\$0
WQ	40404	United Structures of America, Inc.	2010-1529-MWD-E	HARRIS	4/18/2011	\$3,158	\$631	\$2,527	\$0
WQ	40890	MCKELVAIN, CHARLEY	2011-0011-WOC-E	WISE	4/18/2011	\$210	\$0	\$210	\$0
WQ	40708	FTI Industries, Inc.	2010-1855-WQ-E	JOHNSON	5/8/2011	\$800	\$160	\$640	\$0
WQ	40508	Alloy Polymers Orange LLC	2010-1645-IWD-E	ORANGE	5/8/2011	\$17,160	\$3,432	\$13,728	\$0
WQ	40136	City of Uvalde	2010-1340-MWD-E	UVALDE	5/8/2011	\$8,400	\$1,680	\$0	\$6,720
WQ	36662	City of Elkhart	2010-1462-MWD-E	ANDERSON	5/8/2011	\$21,070	\$0	\$21,070	\$0
WQ	40640	West Harris County Municipal Utility District 17	2010-1789-MWD-E	HARRIS	5/8/2011	\$1,600	\$320	\$1,280	\$0
WQ	40591	Bollinger Texas City, L.P.	2010-1734-IWD-E	GALVESTON	5/8/2011	\$7,950	\$1,590	\$6,360	\$0
WQ	40598	Orange County Water Control and Improvement District No. 1	2010-1777-MWD-E	ORANGE	5/8/2011	\$10,000	\$0	\$10,000	\$0
WQ	40522	Town of Lakewood Village	2010-1664-MWD-E	DENTON	5/8/2011	\$9,922	\$1,984	\$7,938	\$0
WQ	40541	Continental Homes of Texas, L.P.	2010-1694-EAQ-E	WILLIAMSON	5/8/2011	\$5,000	\$1,000	\$4,000	\$0
WQ	40612	KEWINE LLC	2010-1760-EAQ-E	COMAL	5/8/2011	\$4,000	\$800	\$3,200	\$0
WQ	37882	City of Overton	2009-1689-MWD-E	RUSK	5/8/2011	\$52,065	\$0	\$52,065	\$0

Singles Programs

Appendix 5: List of Administrative Orders Issued FY2011

Date Range Selected : 09/01/2010 - 08/31/2011

PGM	Case No.	Respondent Name	Docket#	County	Order Date	Penalty Assessed	Penalty Deferred	Payable Amount	SEP Offset
WQ	40777	Hill Country Harbor, L.P.	2010-1941-MWD-E	PALO PINTO	5/8/2011	\$2,350	\$0	\$2,350	\$0
WQ	40597	City of White Settlement	2010-1747-WQ-E	TARRANT	5/8/2011	\$8,250	\$0	\$8,250	\$0
WQ	40444	Pilgrim's Pride Corporation	2010-1564-IWD-E	NACOGDOCHES	5/8/2011	\$80,149	\$16,029	\$64,120	\$0
WQ	40538	Ohmstede Ltd.	2010-1682-IWD-E	HARRIS	5/8/2011	\$6,030	\$1,206	\$4,824	\$0
WQ	40405	BP Products North America Inc.	2010-1527-IWD-E	GALVESTON	5/8/2011	\$242,900	\$0	\$242,900	\$0
WQ	40392	City of Crockett	2010-1501-MWD-E	HOUSTON	5/8/2011	\$9,850	\$1,970	\$0	\$7,880
WQ	40434	Custom Crushed Stone, Inc.	2010-1560-EAQ-E	MEDINA	5/8/2011	\$8,250	\$1,650	\$6,600	\$0
WQ	39914	City of Kilgore	2010-1013-MWD-E	GREGG	5/22/2011	\$25,704	\$5,140	\$0	\$20,564
WQ	40587	Aqua Utilities, Inc.	2010-1725-MWD-E	BURNET	5/22/2011	\$4,247	\$849	\$3,398	\$0
WQ	41086	Perkins Aluminum Smelting, Inc.	2011-0179-WQ-E	DALLAS	5/22/2011	\$700	\$0	\$700	\$0
WQ	39164	Pettus Municipal Utility District	2010-0256-MWD-E	BEE	5/22/2011	\$25,155	\$5,031	\$20,124	\$0
WQ	40463	Trinity Bay Conservation District *	2010-1604-MWD-E	CHAMBERS	5/22/2011	\$6,620	\$0	\$6,620	\$0
WQ	40736	City of Quanah	2010-1875-MWD-E	HARDEMAN	5/22/2011	\$3,735	\$747	\$2,988	\$0
WQ	40616	STEBUNG FARM, LTD.	2010-1761-EAQ-E	BEXAR	5/22/2011	\$750	\$150	\$600	\$0
WQ	40662	Curry Creek Crushing, Inc.	2010-1806-WQ-E	KENDALL	5/22/2011	\$1,800	\$360	\$1,440	\$0
WQ	41032	Ray French Land Company, Ltd.	2011-0135-WQ-E	PARKER	5/22/2011	\$700	\$0	\$700	\$0
WQ	40724	North Alamo Water Supply Corporation	2010-1864-MWD-E	HIDALGO	5/22/2011	\$4,500	\$900	\$3,600	\$0
WQ	40780	City of Quinlan	2010-1920-MWD-E	HUNT	5/22/2011	\$13,130	\$2,626	\$10,504	\$0
WQ	38494	Oxid L.P.	2009-1636-IWD-E	HARRIS	5/22/2011	\$16,915	\$0	\$16,915	\$0
WQ	41075	GRACE, ALVIN	2011-0171-WOC-E	DENTON	5/22/2011	\$210	\$0	\$210	\$0
WQ	40716	Monterey Mushrooms, Inc.	2010-2000-IWD-E	MADISON	5/22/2011	\$9,720	\$1,944	\$7,776	\$0
WQ	40548	City of Alamo	2010-1732-MWD-E	HIDALGO	5/22/2011	\$23,655	\$4,731	\$18,924	\$0
WQ	40832	Hudson Products Corporation	2010-1988-IWD-E	FORT BEND	5/22/2011	\$4,320	\$864	\$3,456	\$0
WQ	38643	Aqua Utilities, Inc.	2009-1792-MWD-E	BURNET	5/22/2011	\$2,725	\$545	\$2,180	\$0
WQ	40886	Sunbelt Fresh Water Supply District	2010-2046-MWD-E	HARRIS	5/22/2011	\$970	\$194	\$776	\$0
WQ	40629	City of Troy	2010-1780-MWD-E	BELL	5/22/2011	\$6,880	\$1,376	\$5,504	\$0
WQ	40561	Westwood Water Supply Corporation	2010-1713-MWD-E	JASPER	5/22/2011	\$26,740	\$5,348	\$0	\$21,392
WQ	40830	LIBERTY HILL THF HOUSING, L.P.	2010-1985-EAQ-E	WILLIAMSON	5/22/2011	\$2,250	\$450	\$1,800	\$0
WQ	40525	Stolthaven Houston, Inc.	2010-1667-IWD-E	HARRIS	5/22/2011	\$20,100	\$0	\$10,050	\$10,050
WQ	40388	Texas Department of Aging and Disability Services	2010-1505-MWD-E	TOM GREEN	5/22/2011	\$5,660	\$1,132	\$4,528	\$0
WQ	40700	Inwood Heritage Oaks, Ltd.	2010-1846-EAQ-E	BEXAR	5/22/2011	\$4,000	\$800	\$3,200	\$0
WQ	37967	epower Investments, LLC	2009-1115-WQ-E	BEXAR	5/28/2011	\$1,100	\$0	\$1,100	\$0
WQ	38544	FLAT ROCK MINERALS LLC	2009-1688-WQ-E	UPSHUR	6/11/2011	\$31,900	\$0	\$31,900	\$0
WQ	40262	Georgetown Kidney Center, LLC	2010-1375-EAQ-E	WILLIAMSON	6/11/2011	\$1,000	\$0	\$1,000	\$0
WQ	39505	STEPHENS, JERRY TODD	2010-0578-WQ-E	LAMAR	6/11/2011	\$14,784	\$0	\$14,784	\$0
WQ	40336	SPRAGUE, GEORGE	2010-1577-WQ-E	ARANSAS	6/11/2011	\$13,000	\$0	\$13,000	\$0
WQ	38404	Microgy, Inc.	2009-1546-IWD-E	ERATH	6/11/2011	\$2,440	\$0	\$2,440	\$0
WQ	40189	YOUNG, TERESA K	2010-1314-WOC-E	DENTON	6/11/2011	\$750	\$0	\$750	\$0

Singles Programs

Appendix 5: List of Administrative Orders Issued FY2011

Date Range Selected : 09/01/2010 - 08/31/2011

PGM	Case No.	Respondent Name	Docket#	County	Order Date	Penalty Assessed	Penalty Deferred	Payable Amount	SEP Offset
WQ	40153	PLACE PROPERTIES DEVELOPMENT SERVICES LLC	2010-1278-EAQ-E	BEXAR	6/20/2011	\$2,500	\$500	\$2,000	\$0
WQ	40690	FIN & FEATHER RESORT LLC	2010-1829-MWD-E	SABINE	6/20/2011	\$2,300	\$460	\$1,840	\$0
WQ	40733	Veolia ES Technical Solutions, L.L.C.	2010-1870-IWD-E	JEFFERSON	6/20/2011	\$11,500	\$2,300	\$4,600	\$4,600
WQ	40073	City of Odem	2010-1208-MWD-E	SAN PATRICIO	6/20/2011	\$5,495	\$0	\$0	\$5,495
WQ	40728	Vam USA LLC	2010-1892-IWD-E	HARRIS	6/20/2011	\$71,424	\$0	\$35,712	\$35,712
WQ	40820	City of Big Lake	2010-1984-MWD-E	REAGAN	6/20/2011	\$11,934	\$0	\$0	\$11,934
WQ	40409	City of Arlington	2010-1625-WQ-E	TARRANT	6/20/2011	\$7,500	\$0	\$0	\$7,500
WQ	40228	Comal County	2010-1353-EAQ-E	COMAL	6/20/2011	\$1,875	\$375	\$0	\$1,500
WQ	40566	MEEKER, MARC ROGER	2010-1717-MWD-E	MONTGOMERY	6/20/2011	\$14,678	\$0	\$14,678	\$0
WQ	40383	Montgomery County MUD 42	2010-1543-MWD-E	MONTGOMERY	6/20/2011	\$8,740	\$1,748	\$6,992	\$0
WQ	40919	SMITH, WILLIAM DONALD	2011-0023-MWD-E	HARRIS	6/20/2011	\$6,080	\$1,216	\$4,864	\$0
WQ	40852	Kopperl Independent School District	2010-2016-MWD-E	BOSQUE	6/20/2011	\$9,160	\$1,832	\$7,328	\$0
WQ	40532	RAUL CHAPA	2010-1678-WOC-E	WEBB	6/20/2011	\$1,875	\$0	\$1,875	\$0
WQ	40933	Hines Land and Cattle Company, Ltd	2011-0016-EAQ-E	WILLIAMSON	6/20/2011	\$2,000	\$400	\$1,600	\$0
WQ	40540	Aus-Tex Parts & Services, Ltd.	2010-1683-MWD-E	HAYS	6/20/2011	\$13,510	\$0	\$13,510	\$0
WQ	40546	Harris County	2010-1707-MWD-E	HARRIS	6/20/2011	\$10,050	\$0	\$0	\$10,050
WQ	39249	Rayburn Country Municipal Utility District	2010-0347-MWD-E	JASPER	6/20/2011	\$10,035	\$0	\$10,035	\$0
WQ	39836	DEHERRERA, CHRISTINE *	2010-0941-WQ-E	TRAVIS	6/20/2011	\$1,050	\$0	\$1,050	\$0
WQ	40770	Donna Gottwald, D.D.S., P.C.	2010-1926-EAQ-E	BEXAR	6/20/2011	\$5,100	\$1,020	\$4,080	\$0
WQ	40950	City of Duncanville	2011-0119-WQ-E	DALLAS	6/20/2011	\$4,000	\$0	\$4,000	\$0
WQ	40643	West Cedar Creek Municipal Utility District	2010-1792-MWD-E	HENDERSON	6/20/2011	\$1,169	\$233	\$936	\$0
WQ	40758	City of Caddo Mills	2010-1901-MWD-E	HUNT	6/20/2011	\$1,200	\$240	\$960	\$0
WQ	40789	Heldenfels Enterprises, Inc.	2010-1924-IWD-E	NUECES	6/20/2011	\$6,570	\$1,314	\$5,256	\$0
WQ	40528	The Queen Ready Mix, Inc.	2010-1669-IWD-E	HARRIS	6/20/2011	\$3,360	\$672	\$2,688	\$0
WQ	38107	City of Cranfills Gap	2009-1288-MWD-E	BOSQUE	6/20/2011	\$4,625	\$925	\$3,700	\$0
WQ	40768	J&J Homes, Corporation	2010-1915-WQ-E	PARKER	6/20/2011	\$3,600	\$720	\$2,880	\$0
WQ	40802	Vistacon, Inc.	2010-1947-WQ-E	EL PASO	6/20/2011	\$2,100	\$420	\$1,680	\$0
WQ	40567	City of San Augustine	2010-1714-MWD-E	SAN AUGUSTINE	7/2/2011	\$37,975	\$7,595	\$0	\$30,380
WQ	40632	Western Rim Investors 2007-5, L.P.	2010-1779-EAQ-E	BEXAR	7/2/2011	\$10,000	\$2,000	\$8,000	\$0
WQ	41307	Hurtado Construction Company	2011-0400-WQ-E	FORT BEND	7/2/2011	\$700	\$0	\$700	\$0
WQ	39253	City of De Kalb	2010-0348-MWD-E	BOWIE	7/2/2011	\$20,960	\$20,960	\$0	\$0
WQ	40498	Waste Control Specialists LLC	2010-1632-IWD-E	ANDREWS	7/2/2011	\$3,550	\$710	\$2,840	\$0
WQ	40880	City of Cleveland	2010-2036-MWD-E	LIBERTY	7/2/2011	\$7,600	\$1,520	\$0	\$6,080
WQ	40685	Trinity Oaks S.A., Ltd.	2010-1839-EAQ-E	BEXAR	7/2/2011	\$17,500	\$3,500	\$14,000	\$0
WQ	40821	San Angelo By-Products, Inc.	2010-1966-IWD-E	TOM GREEN	7/2/2011	\$11,521	\$2,304	\$9,217	\$0
WQ	40994	City of Kennard	2011-0079-MWD-E	HOUSTON	7/2/2011	\$6,450	\$1,290	\$5,160	\$0
WQ	39446	City of Omaha	2010-0534-MWD-E	MORRIS	7/2/2011	\$9,020	\$0	\$0	\$9,020
WQ	40686	Vopak Terminal Galena Park, Inc.	2010-1843-IWD-E	HARRIS	7/2/2011	\$17,640	\$0	\$8,820	\$8,820

Singles Programs

Appendix 5: List of Administrative Orders Issued FY2011

Date Range Selected : 09/01/2010 - 08/31/2011

PGM	Case No.	Respondent Name	Docket#	County	Order Date	Penalty Assessed	Penalty Deferred	Payable Amount	SEP Offset
WQ	40887	City of Tenaha	2010-2049-MWD-E	SHELBY	7/2/2011	\$9,806	\$1,961	\$0	\$7,845
WQ	14612	EBAA Iron, Inc.	2004-0505-WQ-E	EASTLAND	7/2/2011	\$1,050	\$0	\$1,050	\$0
WQ	40881	Pilot Travel Centers LLC	2010-2038-IWD-E	HUNT	7/2/2011	\$8,750	\$0	\$8,750	\$0
WQ	40778	Tall Timbers Utility Company, Inc.	2010-1942-MWD-E	SMITH	7/2/2011	\$7,400	\$1,480	\$5,920	\$0
WQ	41306	US Army Corps of Engineers	2011-0401-WQ-E	COMANCHE	7/2/2011	\$700	\$0	\$700	\$0
WQ	41117	Skidmore Water Supply Corporation	2011-0206-MWD-E	BEE	7/2/2011	\$6,097	\$0	\$6,097	\$0
WQ	40805	City of Cedar Park	2010-1951-MWD-E	WILLIAMSON	7/2/2011	\$12,800	\$0	\$0	\$12,800
WQ	40723	Chapel Hill Independent School District	2010-1893-MWD-E	TITUS	7/2/2011	\$17,472	\$0	\$17,472	\$0
WQ	40757	City of Leonard	2010-1900-MWD-E	FANNIN	7/2/2011	\$2,470	\$0	\$2,470	\$0
WQ	40935	West Harris County Municipal Utility District 10	2011-0060-MWD-E	HARRIS	7/2/2011	\$2,300	\$460	\$1,840	\$0
WQ	41128	Lagoon Pumping & Dredging Inc	2011-0240-WQ-E	COMANCHE	7/2/2011	\$3,750	\$0	\$3,750	\$0
WQ	40748	Woodmark Utilities, Inc.	2010-1884-MWD-E	SMITH	7/2/2011	\$8,600	\$1,720	\$6,880	\$0
WQ	40278	Geosource, Inc.	2010-1394-EAQ-E	COMAL	7/2/2011	\$9,375	\$1,875	\$7,500	\$0
WQ	40437	Harris County Municipal Utility District 366	2010-1571-MWD-E	HARRIS	7/2/2011	\$2,980	\$596	\$2,384	\$0
WQ	40831	CW SCOA West, L.P. *	2011-0057-MWD-E	HARRIS	7/2/2011	\$2,815	\$563	\$2,252	\$0
WQ	40882	Boles Independent School District	2010-2048-MWD-E	HUNT	7/2/2011	\$9,200	\$1,840	\$7,360	\$0
WQ	40182	RICE, BRET LYDEL	2010-1304-WQ-E	JOHNSON	7/10/2011	\$3,000	\$0	\$3,000	\$0
WQ	37019	MEIER, DOUGLAS	2011-0066-WQ-E	ELLIS	7/10/2011	\$26,400	\$0	\$26,400	\$0
WQ	39484	PS Royal Car Wash, L.P.	2010-0567-WQ-E	DENTON	7/10/2011	\$2,377	\$0	\$2,377	\$0
WQ	40461	Connie Rogers	2010-1591-SLG-E	*MULTIPLE	7/22/2011	\$11,250	\$0	\$11,250	\$0
WQ	40900	Compass Development AND Construction Inc	2010-2076-WQ-E	JASPER	7/31/2011	\$800	\$160	\$640	\$0
WQ	41169	WILER, SCOTT W	2011-0257-OSI-E	UPSHUR	7/31/2011	\$188	\$37	\$151	\$0
WQ	41430	HLM Development Company, L.L.C.	2011-0538-WQ-E	PARKER	7/31/2011	\$700	\$0	\$700	\$0
WQ	41006	Sunoco Partners Marketing & Terminals L.P.	2011-0106-IWD-E	JEFFERSON	7/31/2011	\$13,200	\$2,640	\$10,560	\$0
WQ	41489	Okland Construction Company, Inc.	2011-0592-WQ-E	COMAL	7/31/2011	\$700	\$0	\$700	\$0
WQ	41244	RTI Hot Mix, Ltd.	2011-0330-WQ-E	WILLIAMSON	7/31/2011	\$1,869	\$373	\$1,496	\$0
WQ	40870	SV-ONA Lakeline Land Limited Partnership	2010-2064-EAQ-E	WILLIAMSON	7/31/2011	\$3,600	\$720	\$2,880	\$0
WQ	40977	Lightwater Hospitality No. 1, Ltd. *	2011-0061-MLM-E	WILLIAMSON	7/31/2011	\$4,350	\$870	\$3,480	\$0
WQ	41073	Golden Spread Redi-Mix, Inc.	2011-0166-IWD-E	DEAF SMITH	7/31/2011	\$2,200	\$440	\$1,760	\$0
WQ	41429	Regatta Ridge LLC	2011-0537-WQ-E	BELL	7/31/2011	\$700	\$0	\$700	\$0
WQ	40839	Mirando City Water Supply Corporation	2010-1998-MWD-E	WEBB	7/31/2011	\$6,500	\$1,300	\$5,200	\$0
WQ	41431	Matus Construction Group, LLC	2011-0539-WQ-E	MCLENNAN	7/31/2011	\$700	\$0	\$700	\$0
WQ	40856	Military Highway Water Supply Corporation	2010-2019-MWD-E	CAMERON	7/31/2011	\$1,255	\$251	\$1,004	\$0
WQ	34001	City of Strawn	2009-1994-MWD-E	PALO PINTO	7/31/2011	\$18,980	\$0	\$0	\$18,980
WQ	40760	Formosa Utility Venture, Ltd. *	2010-1903-IWD-E	CALHOUN	7/31/2011	\$68,600	\$13,720	\$27,440	\$27,440
WQ	41098	Austin Trinity School *	2011-0247-MLM-E	TRAVIS	7/31/2011	\$6,545	\$1,309	\$5,236	\$0
WQ	39633	City of Arcola	2010-0710-MWD-E	FORT BEND	7/31/2011	\$29,040	\$0	\$29,040	\$0
WQ	40836	HONEY HOLDINGS I, LTD.	2010-1995-IWD-E	CHAMBERS	7/31/2011	\$3,210	\$642	\$2,568	\$0

Singles Programs

Appendix 5: List of Administrative Orders Issued FY2011

Date Range Selected : 09/01/2010 - 08/31/2011

PGM	Case No.	Respondent Name	Docket#	County	Order Date	Penalty Assessed	Penalty Deferred	Payable Amount	SEP Offset
WQ	38914	Magic Valley Concrete LLC	2009-2072-WQ-E	HIDALGO	7/31/2011	\$9,894	\$0	\$9,894	\$0
WQ	41490	Jubilee Homes II, Ltd	2011-0590-WQ-E	BELL	7/31/2011	\$700	\$0	\$700	\$0
WQ	41076	National Oilwell Varco, L.P.	2011-0169-IWD-E	HARRIS	7/31/2011	\$1,529	\$305	\$1,224	\$0
WQ	40853	City of Albany	2010-2012-MWD-E	SHACKELFORD	7/31/2011	\$1,120	\$224	\$896	\$0
WQ	41404	Yantis Partners, LTD	2011-0502-WQ-E	BEXAR	7/31/2011	\$700	\$0	\$700	\$0
WQ	41493	DICKSON, MARY K	2011-0591-WQ-E	GRAYSON	7/31/2011	\$700	\$0	\$700	\$0
WQ	40983	Patricia A Haney *	2011-0067-EAQ-E	BEXAR	7/31/2011	\$4,500	\$900	\$3,600	\$0
WQ	40896	Linde Gas North America LLC	2010-2061-IWD-E	HARRIS	7/31/2011	\$11,118	\$2,223	\$4,448	\$4,447
WQ	40807	City of Leander	2010-1978-WQ-E	WILLIAMSON	7/31/2011	\$1,050	\$210	\$840	\$0
WQ	40788	City of Cranfills Gap	2010-1923-MWD-E	BOSQUE	7/31/2011	\$10,800	\$0	\$10,800	\$0
WQ	41033	City of Yorktown	2011-0127-MWD-E	DEWITT	8/13/2011	\$10,540	\$0	\$10,540	\$0
WQ	41204	H & K Jolly LLC	2011-0303-MWD-E	CLAY	8/13/2011	\$3,000	\$600	\$2,400	\$0
WQ	41030	City of Kingsville	2011-0123-MWD-E	KLEBERG	8/13/2011	\$10,600	\$0	\$0	\$10,600
WQ	40932	The Lubrizol Corporation	2011-0014-IWD-E	HARRIS	8/13/2011	\$35,800	\$7,160	\$14,320	\$14,320
WQ	40909	San Antonio Water System	2010-2084-MWD-E	BEXAR	8/13/2011	\$22,500	\$0	\$0	\$22,500
WQ	40373	The Meadows at Quail Run GP, LLC	2010-1488-WQ-E	WILSON	8/13/2011	\$2,400	\$0	\$2,400	\$0
WQ	41012	Wolf Hollow I, L.P.	2011-0110-IWD-E	HOOD	8/13/2011	\$2,274	\$0	\$2,274	\$0
WQ	40344	City of Holland	2010-1448-MWD-E	BELL	8/13/2011	\$5,880	\$5,880	\$0	\$0
WQ	41066	Mallard Point WWTP, LLC	2011-0158-MWD-E	HUNT	8/13/2011	\$6,664	\$1,332	\$5,332	\$0
WQ	41132	Dominion Homes, L.P.	2011-0239-WQ-E	RANDALL	8/13/2011	\$750	\$150	\$600	\$0
WQ	41079	Lower Colorado River Authority	2011-0170-MWD-E	*MULTIPLE	8/13/2011	\$5,250	\$1,050	\$4,200	\$0
WQ	40857	STOLTZ, ERIC	2010-2054-EAQ-E	COMAL	8/13/2011	\$6,000	\$1,200	\$4,800	\$0
WQ	40838	RODRIGUEZ, ROBERT L JR	2010-1994-SLG-E	TRAVIS	8/13/2011	\$1,020	\$204	\$816	\$0
WQ	40699	City of Azle	2010-1847-MWD-E	TARRANT	8/13/2011	\$37,160	\$0	\$0	\$37,160
WQ	40947	Northampton Municipal Utility District	2011-0026-MWD-E	HARRIS	8/13/2011	\$36,465	\$0	\$0	\$36,465
WQ	40930	Archdiocese of Galveston Houston	2011-0015-MWD-E	MONTGOMERY	8/13/2011	\$7,625	\$0	\$0	\$7,625
WQ	37451	US Army Corps of Engineers	2009-0526-MWD-E	*MULTIPLE	8/13/2011	\$2,457	\$0	\$2,457	\$0
WQ	40806	City of Thornton	2010-1977-MWD-E	LIMESTONE	8/27/2011	\$5,490	\$1,098	\$4,392	\$0
WQ	41267	City of Lovelady	2011-0351-MWD-E	HOUSTON	8/27/2011	\$3,972	\$794	\$3,178	\$0
WQ	40751	City of Cisco	2010-1885-MWD-E	EASTLAND	8/27/2011	\$10,584	\$0	\$10,584	\$0
WQ	41346	R & S Concrete, LLC	2011-0441-IWD-E	HARRIS	8/27/2011	\$1,560	\$312	\$1,248	\$0
WQ	41561	Rose City Sand Corporation	2011-0681-WQ-E	ORANGE	8/27/2011	\$700	\$0	\$700	\$0
WQ	41051	Manki LLC	2011-0154-MWD-E	POLK	8/27/2011	\$1,540	\$308	\$1,232	\$0
WQ	41127	MPR Investments, LLC	2011-0217-MWD-E	JOHNSON	8/27/2011	\$5,440	\$1,088	\$4,352	\$0
WQ	41422	Chilton Water Supply and Sewer Service Corporation	2011-0527-MWD-E	FALLS	8/27/2011	\$1,152	\$0	\$1,152	\$0
WQ	41334	City of Oglesby	2011-0439-MWD-E	CORYELL	8/27/2011	\$4,740	\$948	\$3,792	\$0
WQ	40969	City of Kyle *	2011-0047-MWD-E	HAYS	8/27/2011	\$20,000	\$0	\$20,000	\$0
WQ	40731	City of Montgomery	2010-1872-MWD-E	MONTGOMERY	8/27/2011	\$264	\$52	\$212	\$0

Singles Programs

Appendix 5: List of Administrative Orders Issued FY2011

Date Range Selected : 09/01/2010 - 08/31/2011

PGM	Case No.	Respondent Name	Docket#	County	Order Date	Penalty Assessed	Penalty Deferred	Payable Amount	SEP Offset
WQ	40980	La Joya Independent School District	2011-0070-MWD-E	HIDALGO	8/27/2011	\$5,000	\$1,000	\$4,000	\$0
WQ	41315	PromiseLand San Marcos	2011-0409-EAQ-E	HAYS	8/27/2011	\$1,000	\$200	\$800	\$0
WQ	41563	Emmons Construction Management, L.C.	2011-0680-WQ-E	BELL	8/27/2011	\$700	\$0	\$700	\$0
WQ	38971	Ace Pumping & Septic Services, Inc.	2010-0060-SLG-E	HOOD	8/27/2011	\$12,305	\$0	\$12,305	\$0
WQ	41054	Gray Utility Service, L.L.C.	2011-0160-MWD-E	CHAMBERS	8/27/2011	\$9,781	\$1,956	\$7,825	\$0
WQ	34670	City of Munday	2010-1233-MWD-E	KNOX	8/27/2011	\$25,338	\$25,338	\$0	\$0
WQ	39134	LANXESS Corporation	2010-0224-IWD-E	ORANGE	8/27/2011	\$20,824	\$0	\$10,412	\$10,412
WQ	41491	Clarity Homes, LTD.	2011-0753-WQ-E	PARKER	8/27/2011	\$700	\$0	\$700	\$0
WQ	41167	THE SALVATION ARMY	2011-0258-MWD-E	ELLIS	8/27/2011	\$5,140	\$0	\$5,140	\$0
Subtotal for WQ : 392						\$4,268,730	\$619,234	\$2,524,503	\$1,124,993
WWA	39242	BEYER, JIMMY GAYLON	2010-0341-AGR-E	ERATH	9/26/2010	\$3,780	\$756	\$3,024	\$0
WWA	38487	Salvador G. Gonzalez dba Gonzalez Dairy	2009-1604-AGR-E	TOM GREEN	12/4/2010	\$6,600	\$0	\$6,600	\$0
WWA	39279	LOZANO, JULIO CESAR	2010-0362-AGR-E	TOM GREEN	12/24/2010	\$1,050	\$0	\$1,050	\$0
WWA	39755	STRONA, ROBERT WILLIAM	2010-0863-AGR-E	HILL	2/5/2011	\$8,940	\$0	\$8,940	\$0
WWA	39648	HAEDGE, STANLEY	2010-0744-AGR-E	ERATH	2/5/2011	\$525	\$105	\$420	\$0
WWA	39872	RODRIGUEZ, JAMES MICHAEL	2010-0974-AGR-E	TOM GREEN	2/20/2011	\$4,955	\$991	\$3,964	\$0
WWA	39887	DERIDDER, PETER WILFRIDUS	2010-0986-AGR-E	*MULTIPLE	2/20/2011	\$14,183	\$2,836	\$11,347	\$0
WWA	40442	PACK, JIMMY DON *	2010-1565-AGR-E	ERATH	3/19/2011	\$2,440	\$488	\$1,952	\$0
WWA	40384	SUBLETT, NICKIE JOE	2010-1507-AGR-E	HAMILTON	4/18/2011	\$1,240	\$248	\$992	\$0
WWA	40798	WYLY, RANDY EARL	2010-1938-AGR-E	ERATH	5/8/2011	\$2,520	\$504	\$2,016	\$0
WWA	39057	SUBLETT, NICKIE JOE	2010-0144-AGR-E	HAMILTON	5/8/2011	\$2,600	\$520	\$2,080	\$0
WWA	39809	COUMANS, RENE	2010-0913-AGR-E	HOPKINS	7/31/2011	\$4,730	\$0	\$4,730	\$0
WWA	40885	KOLLER, CHRISTINA *	2010-2045-AGR-E	CAMP	8/27/2011	\$1,900	\$380	\$1,520	\$0
Subtotal for WWA : 13						\$55,463	\$6,828	\$48,635	\$0
Total for Singles Programs : 1,517						\$19,032,854	\$2,419,230	\$11,901,073	\$4,712,551

Date Range Selected : 09/01/2010 - 08/31/2011

PGM	Case No.	Respondent Name	Docket#	County	Order Date	Penalty Assessed	Penalty Deferred	Payable Amount	SEP Offset
MM	38552	PILLAI, RAMESH	2009-1694-MLM-E	MADISON	9/10/2010	\$4,725	\$0	\$4,725	\$0
MM	37668	VU, KEVIN	2009-0781-MLM-E	LIMESTONE	9/26/2010	\$2,050	\$410	\$1,640	\$0
MM	38636	Deluxe Auto Parts, L.L.C.	2009-1797-MLM-E	NUECES	9/26/2010	\$7,350	\$1,470	\$5,880	\$0
MM	39997	JENNINGS, TIM W	2010-1121-WOC-E	JONES	9/26/2010	\$210	\$0	\$210	\$0
MM	38860	Indian Petro Corp.	2009-2034-MLM-E	SAN JACINTO	9/26/2010	\$16,836	\$3,367	\$13,469	\$0
MM	39996	MITCHELL, FRED A	2010-1120-WOC-E	JOHNSON	9/26/2010	\$210	\$0	\$210	\$0
MM	39425	Capitol Products, Inc.	2010-0511-MLM-E	WILLIAMSON	10/15/2010	\$6,000	\$1,200	\$4,800	\$0
MM	39468	Chevron Phillips Chemical Company LP	2010-0550-UIC-E	HUTCHINSON	10/25/2010	\$10,000	\$2,000	\$8,000	\$0
MM	40146	TOWNSEND, TOM N	2010-1271-WOC-E		10/25/2010	\$210	\$0	\$210	\$0
MM	39303	Byung Gue Lee	2010-0386-DCL-E	TARRANT	10/25/2010	\$5,087	\$1,017	\$4,070	\$0
MM	39458	B & G Dirt & Construction LLC	2010-0540-MLM-E	HARDIN	10/25/2010	\$2,042	\$408	\$1,634	\$0
MM	39618	MANOY, DOROTHY	2010-0726-MLM-E	SABINE	10/25/2010	\$2,191	\$438	\$1,753	\$0
MM	38192	NOLAN, CLARENCE LEE	2009-1347-MLM-E	BASTROP	11/14/2010	\$10,758	\$0	\$10,758	\$0
MM	38852	Fikes Wholesale, Inc.	2009-2057-MLM-E	BURLESON	11/15/2010	\$10,115	\$2,023	\$8,092	\$0
MM	39437	GLEN R BONDS DBA BONDS SEPTIC SERVICES	2010-0521-MLM-E	WALLER	11/15/2010	\$5,870	\$1,174	\$4,696	\$0
MM	39750	ROBERTSON, JERRY L	2010-0853-MLM-E	ORANGE	11/15/2010	\$2,684	\$536	\$2,148	\$0
MM	38702	AMK Enterprises, LLC	2009-1844-MLM-E	BANDERA	12/4/2010	\$2,550	\$510	\$2,040	\$0
MM	39754	SPECK, AARON LEE *	2010-0865-AGR-E	BROWN	12/4/2010	\$16,147	\$3,229	\$12,918	\$0
MM	39193	TILLERY, RICHARD L	2010-0267-MLM-E	SABINE	12/5/2010	\$24,800	\$0	\$24,800	\$0
MM	40510	JORDAN, DENNIS	2010-1653-WOC-E	DENTON	12/25/2010	\$210	\$0	\$210	\$0
MM	39690	City of Kirbyville	2010-0783-MLM-E	JASPER	12/25/2010	\$2,617	\$523	\$2,094	\$0
MM	39066	Del Webb Texas Limited Partnership	2010-0168-MLM-E	WILLIAMSON	12/25/2010	\$30,225	\$6,045	\$24,180	\$0
MM	40486	ANDERSON, JOHNNIE L	2010-1624-WOC-E	HUNT	12/25/2010	\$210	\$0	\$210	\$0
MM	38807	Kinser Ranch, LLC	2009-1937-MLM-E	TRAVIS	2/5/2011	\$6,300	\$1,260	\$5,040	\$0
MM	39980	RTI Hot Mix, Ltd.	2010-1092-MLM-E	HAYS	2/5/2011	\$3,300	\$660	\$2,640	\$0
MM	40628	KING, ZACHARY A	2010-1800-WOC-E	HAYS	2/5/2011	\$210	\$0	\$210	\$0
MM	39172	Villarreal, Leticia	2010-0264-MLM-E	BROOKS	2/5/2011	\$4,500	\$900	\$3,600	\$0
MM	37555	City of Mart	2009-0639-MLM-E	MCLENNAN	2/5/2011	\$22,164	\$0	\$22,164	\$0
MM	38767	Winger Machine & Tool, Inc.	2009-2004-MLM-E	TOM GREEN	2/20/2011	\$13,490	\$0	\$13,490	\$0
MM	39866	DUNCAN, FRANKLIN	2010-0988-MLM-E	VAL VERDE	2/20/2011	\$6,770	\$1,354	\$5,416	\$0
MM	38877	City of Dallas Water Utilities	2009-2053-WQ-E	DALLAS	2/20/2011	\$9,500	\$0	\$0	\$9,500
MM	39838	City of Roscoe	2010-0938-MLM-E	NOLAN	2/20/2011	\$2,100	\$420	\$1,680	\$0
MM	40740	NAZARIO SANCHEZ JR	2010-1905-WOC-E	LA SALLE	2/20/2011	\$210	\$0	\$210	\$0
MM	39675	Garrett Construction Co.	2010-0809-MLM-E	SAN PATRICIO	2/20/2011	\$8,312	\$1,662	\$6,650	\$0
MM	40342	Panola-Bethany Water Supply Corporation	2010-1451-MLM-E	PANOLA	3/7/2011	\$3,014	\$602	\$2,412	\$0
MM	40441	City of Cedar Hill	2010-1561-WQ-E	DALLAS	3/7/2011	\$5,110	\$0	\$5,110	\$0
MM	39893	City of Del Rio	2010-1028-MLM-E	VAL VERDE	3/7/2011	\$2,905	\$581	\$2,324	\$0
MM	38567	Citgo Refining and Chemicals Company L.P.	2009-1714-MLM-E	NUECES	3/7/2011	\$303,294	\$0	\$151,647	\$151,647

Date Range Selected : 09/01/2010 - 08/31/2011

PGM	Case No.	Respondent Name	Docket#	County	Order Date	Penalty Assessed	Penalty Deferred	Payable Amount	SEP Offset
MM	40179	Keith Roy dba Keiths Stump Grinding	2010-1321-MLM-E	JASPER	3/7/2011	\$1,865	\$373	\$1,492	\$0
MM	40138	H & H Iron and Metal, Inc.	2010-1262-MLM-E	NUECES	3/19/2011	\$8,250	\$0	\$8,250	\$0
MM	36439	Ronald West, L.L.C.	2008-1371-MLM-E	LIMESTONE	4/18/2011	\$1,800	\$0	\$1,800	\$0
MM	38538	Swindle, Gregory *	2009-1678-MLM-E	TOM GREEN	4/18/2011	\$13,436	\$0	\$6,718	\$6,718
MM	40214	Buckley Oil Company	2010-1343-DCL-E	WICHITA	4/18/2011	\$12,600	\$2,520	\$10,080	\$0
MM	40482	LUCAS, MATTHEW	2010-1617-MLM-E	TRAVIS	4/18/2011	\$3,750	\$750	\$3,000	\$0
MM	40943	MONROE, DEXTER	2011-0041-WOC-E	HENDERSON	4/18/2011	\$210	\$0	\$210	\$0
MM	40331	Mc-OO Inc	2010-1442-MLM-E	JEFFERSON	4/18/2011	\$6,250	\$1,250	\$5,000	\$0
MM	36501	BELL, WILLIAM CARL	2008-1590-MLM-E	KAUFMAN	4/18/2011	\$5,291	\$1,691	\$3,600	\$0
MM	38282	Arthur E Longron	2009-1383-MLM-E	ORANGE	5/8/2011	\$2,499	\$0	\$2,499	\$0
MM	40672	SMITH, WILLIAM DONALD	2010-1815-UTL-E	HARRIS	5/8/2011	\$1,278	\$254	\$1,024	\$0
MM	40702	J&S Water Company, L. L. C.	2010-1848-UTL-E	HARRIS	5/8/2011	\$873	\$174	\$699	\$0
MM	40257	Bailey Bark Materials, Inc.	2010-1370-MLM-E	NACOGDOCHES	5/8/2011	\$1,040	\$208	\$832	\$0
MM	40428	City Of Midland	2010-1549-MLM-E	MIDLAND	5/8/2011	\$11,200	\$2,240	\$0	\$8,960
MM	38977	SHILOH RIDGE WATER SUPPLY CORPORATION	2010-0061-MLM-E	POLK	5/8/2011	\$7,282	\$0	\$7,282	\$0
MM	39601	TILLERY, RICHARD L	2010-0797-MLM-E	SABINE	5/8/2011	\$7,646	\$0	\$7,646	\$0
MM	40614	MORRIS, LESLIE L	2010-1762-UTL-E	HARRIS	5/22/2011	\$388	\$77	\$311	\$0
MM	40280	Austin Equipment Company, LC	2010-1395-MLM-E	WILLIAMSON	5/22/2011	\$17,060	\$0	\$17,060	\$0
MM	40573	Country Terrace Water Company, Inc.	2010-1745-UTL-E	HARRIS	5/22/2011	\$388	\$77	\$311	\$0
MM	41046	SINQUEFIELD, DONALD H	2011-0157-WOC-E	HUNT	5/22/2011	\$210	\$0	\$210	\$0
MM	40578	PHAM, HUNG T	2010-1728-UTL-E	HARRIS	5/22/2011	\$428	\$85	\$343	\$0
MM	40644	Bayou Forest Village, Inc.	2010-1790-UTL-E	HARRIS	5/22/2011	\$404	\$80	\$324	\$0
MM	41154	COURTNEY, EDDIE	2011-0254-WOC-E	ANGELINA	5/22/2011	\$210	\$0	\$210	\$0
MM	41155	PUSTKA, EDWARD	2011-0255-WOC-E	LAVACA	5/22/2011	\$210	\$0	\$210	\$0
MM	40620	ADAMOLI, MARK *	2010-1766-UTL-E	HARRIS	5/22/2011	\$444	\$88	\$356	\$0
MM	40677	SOLHJOU, BAHRAM	2010-1832-UTL-E	HARRIS	5/22/2011	\$388	\$77	\$311	\$0
MM	40669	Trejo, Joe *	2010-1820-MLM-E	LAMB	5/22/2011	\$4,992	\$998	\$3,994	\$0
MM	38285	The Family of God, of Abilene, Texas *	2009-1430-MLM-E	BELL	5/28/2011	\$2,100	\$0	\$2,100	\$0
MM	39939	SETX Clearwater Environmental LLC	2010-1047-MLM-E	JEFFERSON	6/20/2011	\$4,250	\$0	\$4,250	\$0
MM	40220	Shell Oil Company	2010-1351-MLM-E	HARRIS	6/20/2011	\$158,450	\$0	\$79,225	\$79,225
MM	41210	OSBORN, DELTON K	2011-0305-WOC-E	GARZA	6/20/2011	\$210	\$0	\$210	\$0
MM	37201	Beacon Estates Water Supply Corporation	2009-1545-MLM-E	WALLER	6/20/2011	\$16,997	\$16,997	\$0	\$0
MM	40580	Ramblewood Utility & Water Supply Corporation	2010-1727-UTL-E	HARRIS	6/20/2011	\$420	\$84	\$336	\$0
MM	39181	Veolia ES Technical Solutions, L.L.C.	2010-0272-MLM-E	JEFFERSON	6/20/2011	\$17,840	\$0	\$8,920	\$8,920
MM	40450	Cray Valley USA, LLC	2010-1580-MLM-E	HARRIS	6/20/2011	\$18,213	\$3,642	\$14,571	\$0
MM	42486	PENNER, JERRY D	2009-0386-OSS-E	ELLIS	6/20/2011	\$0	\$0	\$0	\$0
MM	38508	Wayman Grigson	2009-1650-MLM-E	TOM GREEN	6/20/2011	\$7,811	\$0	\$7,811	\$0
MM	40558	CARTER GLASSBLOWING, INC.	2010-1702-MLM-E	DENTON	6/20/2011	\$31,000	\$6,200	\$24,800	\$0

Multi-Media Programs

Appendix 5: List of Administrative Orders Issued FY2011

Date Range Selected : 09/01/2010 - 08/31/2011

PGM	Case No.	Respondent Name	Docket#	County	Order Date	Penalty Assessed	Penalty Deferred	Payable Amount	SEP Offset
MM	40096	Webb County	2010-1283-MLM-E	WEBB	7/2/2011	\$1,447	\$0	\$1,447	\$0
MM	41329	MOSS, CHRISTOPHER D JR	2011-0419-WOC-E	HARRIS	7/2/2011	\$210	\$0	\$210	\$0
MM	41022	Akzo Nobel Surface Chemistry LLC	2011-0120-UIC-E	FORT BEND	7/2/2011	\$7,162	\$1,432	\$5,730	\$0
MM	40678	The Commons Water Supply, Inc.	2010-1833-UTL-E	HARRIS	7/2/2011	\$436	\$87	\$349	\$0
MM	40889	SANJUAN, BENJAMIN	2010-2050-UTL-E	HARRIS	7/2/2011	\$535	\$107	\$428	\$0
MM	40823	City Market Sun City, Inc	2010-1970-PST-E	WILLIAMSON	7/2/2011	\$1,575	\$315	\$1,260	\$0
MM	41324	MICAN, JOHNNY	2011-0418-WOC-E	LAVACA	7/2/2011	\$210	\$0	\$210	\$0
MM	39521	REYES, ANTONIO	2010-0606-MLM-E	CALDWELL	7/10/2011	\$1,574	\$0	\$1,574	\$0
MM	40110	Otila Tillie Grimes	2010-1226-MLM-E	*MULTIPLE	7/10/2011	\$24,705	\$0	\$24,705	\$0
MM	34557	Patrick Yong Soo Shin	2010-1646-DCL-E	DALLAS	7/22/2011	\$7,374	\$0	\$7,374	\$0
MM	40468	HUTCHESON, CECIL D	2010-1596-WOC-E	LUBBOCK	7/22/2011	\$625	\$0	\$625	\$0
MM	34921	Patrick Yong Soo Shin	2010-1647-DCL-E	DALLAS	7/22/2011	\$7,281	\$0	\$7,281	\$0
MM	40104	EnviroGreen Recovery Solutions LLC	2010-1224-MLM-E	JEFFERSON	7/22/2011	\$10,468	\$0	\$10,468	\$0
MM	40439	BEVERLIN, TERRY	2010-1562-MLM-E	HARDIN	7/22/2011	\$2,134	\$0	\$2,134	\$0
MM	40976	L C WHOLESALE PALLET, LLC	2011-0058-WQ-E	ERATH	7/31/2011	\$4,000	\$800	\$3,200	\$0
MM	41001	CHANDLER, JASON	2011-0093-MLM-E	NACOGDOCHES	7/31/2011	\$1,954	\$390	\$1,564	\$0
MM	40575	Beau Ray, Inc.	2010-1736-UTL-E	HARRIS	7/31/2011	\$428	\$85	\$343	\$0
MM	39944	City of Mathis	2010-1043-MLM-E	SAN PATRICIO	7/31/2011	\$9,980	\$0	\$0	\$9,980
MM	40972	D & D Contractors, Inc.	2011-0055-MLM-E	BEXAR	7/31/2011	\$5,475	\$1,095	\$4,380	\$0
MM	39388	Evergreen Enterprises, Inc.	2010-0478-MLM-E	TRAVIS	7/31/2011	\$11,356	\$0	\$11,356	\$0
MM	40581	City of Wills Point	2010-1721-MLM-E	VAN ZANDT	7/31/2011	\$14,606	\$2,921	\$0	\$11,685
MM	41243	Brittany Hill Water Association, Inc.	2011-0357-MLM-E	DENTON	8/13/2011	\$567	\$113	\$454	\$0
MM	41219	Badger Rotary Drilling LLC DBA Badger Oilfield Construction	2011-0317-MLM-E	STEPHENS	8/13/2011	\$2,230	\$446	\$1,784	\$0
MM	41197	Ernest Yanez Sr.	2011-0293-MLM-E	REFUGIO	8/13/2011	\$2,313	\$462	\$1,851	\$0
MM	41045	NORMA KLUNA	2011-0140-MLM-E	WALLER	8/13/2011	\$2,114	\$422	\$1,692	\$0
MM	40888	Aqua Texas, Inc.	2010-2047-UTL-E	HARRIS	8/13/2011	\$1,337	\$267	\$1,070	\$0
MM	39312	City Of Robert Lee	2010-0417-MLM-E	COKE	8/13/2011	\$28,940	\$0	\$0	\$28,940
MM	40695	Krebs Utilities, Inc.	2010-1835-UTL-E	HARRIS	8/20/2011	\$508	\$0	\$508	\$0
MM	40601	Krebs Utilities, Inc.	2010-1753-UTL-E	HARRIS	8/20/2011	\$452	\$0	\$452	\$0
MM	40602	Krebs Utilities, Inc.	2010-1752-UTL-E	HARRIS	8/20/2011	\$436	\$0	\$436	\$0
MM	41681	HERNANDEZ, BEATRICE	2011-0826-WOC-E	JONES	8/27/2011	\$210	\$0	\$210	\$0
MM	40660	Harris County Water Corporation	2010-1803-UTL-E	HARRIS	8/27/2011	\$315	\$63	\$252	\$0
MM	40771	Country Terrace Water Company, Inc.	2010-1911-UTL-E	HARRIS	8/27/2011	\$303	\$60	\$243	\$0
MM	41682	WILSON, MELVIN E	2011-0789-WOC-E	HUNT	8/27/2011	\$210	\$0	\$210	\$0
MM	41670	WILLIAMS, LARRY R	2011-0795-WOC-E	JONES	8/27/2011	\$210	\$0	\$210	\$0
Total for Multi-Media Programs : 111					1,075,639	78,719	681,345	315,575	315,575
Total for all Programs : 1,628					20,108,493	2,497,949	12,582,418	5,028,126	

Date Range Selected : 09/01/2010 - 08/31/2011

PGM	Case No.	Respondent Name	Docket#	County	Order Date	Penalty Assessed	Penalty Deferred	Payable Amount	SEP Offset
-----	----------	-----------------	---------	--------	------------	------------------	------------------	----------------	------------

Summary of SEPs:

Total Orders : 1628
Orders with SEPs : 222
Orders with SEPs % : 13.6
Orders with SEP Offset % : 28.6

* There are Multiple Respondent Names associated to this Case No.

Appendix 6: List of SEP's & SEP Projects - FY2011

Single Program

Date Range Selected : 09/01/2010 - 08/31/2011

PGM	Case No.	Respondent Name	Effective Date	Ratio	Assessed Amt	Deferred Amt	Payable Amt	SEP Cost	SEP Offset
AQ	40863	Huntsman Petrochemical, LLC	08/13/2011	1.00:1	10,000.00	2,000.00	4,000.00	4,000.00	4,000.00
		POLLUTION PREVENTION	SEP funds will be used by the Third-Party Recipient to purchase equipment (such as automated canister samplers), hardware, software, and licenses to enable the monitoring, and for the cost of operating, maintaining, and periodically upgrading or adding to these air monitoring stations along with ancillary equipment approved by TCEQ. Performing Party shall ensure that the data is validated and sent to TCEQ's Leading Environmental Analysis and Display (LEADS) system. All costs associated with the collection, transfer, and formatting of these data to be compatible with the LEADS system is the responsibility of the Third-Party Recipient.					4,000.00	4,000.00
AQ	41189	Flint Hills Resources Port Arthur, LLC	08/27/2011	1.00:1	10,000.00	2,000.00	4,000.00	4,000.00	4,000.00
		POLLUTION PREVENTION	Conduct home energy audits and to assist low income residents in the West Port Arthur area in improving their homes' energy efficiency such as by caulking, weatherizing, insulating, and replacing heating and cooling systems and major appliances with new, energy efficient equipment.					4,000.00	4,000.00
AQ	40397	Motiva Enterprises LLC	05/08/2011	1.00:1	85,125.00	17,025.00	34,050.00	34,050.00	34,050.00
		POLLUTION PREVENTION	Performing Party shall use SEP Funds to perform energy efficiency upgrade on public buildings and infrastructure. Specifically, SEP Funds may only be used for: 1) the cost of conducting energy efficiency audits; 2) the incremental cost for construction or implementation of energy-efficiency upgrades (versus the cost of non-energy efficiency upgrades); 3) the incremental cost of purchase of equipment or appliances that are more energy-efficient (versus the cost of purchasing 10energy efficient equipment or appliances); or 4) other direct costs authorized in advance by TCEQ. SEP Funds may only be used for the direct cost of performing this project and no portion will be spent on administrative costs. For items 2, 3, and 4 above, Performing Party shall submit a budget and proposals for expenditure to TCEQ for written approval prior to the use of SEP Funds.					34,050.00	34,050.00
AQ	41184	DCP Midstream, LP	08/13/2011	1.00:1	10,179.00	0.00	5,090.00	5,089.00	5,089.00
		POLLUTION PREVENTION	The contribution will be used to reimburse local school districts for the cost of retrofitting or replacing school buses with cleaner technology buses to reduce air pollution emissions.					5,089.00	5,089.00
AQ	39718	Veolia ES Technical Solutions, L.L.C.	12/04/2010	1.00:1	22,100.00	4,420.00	8,840.00	8,840.00	8,840.00

* There are Multiple Respondent Names associated to this Case No.

Appendix 6: List of SEP's & SEP Projects - FY2011

Single Program

	POLLUTION PREVENTION	The Respondent shall contribute the SEP amount to the Third-Party Recipient named above. The contribution will be to the Southeast Texas Regional Planning Commission to be used for the West Port Arthur Home Energy Efficiency Program as set forth in the agreement between the Third-Party Recipient and the TCEQ. Specifically, the Performing Party shall use SEP funds to assist low-income residents in the West Port Arthur area by: 1) conducting home energy audits; 2) weatherizing homes to improve energy efficiency; and/or 3) repairing or replacing heating/cooling systems and major appliances with new, energy-efficient equipment. Weatherizing homes may include costs of caulking openings as well as insulating walls, floors, and attics in homes. Any heating/cooling systems or major appliances that are replaced must be scrapped and must not be reused in any way. Performing Party shall use consistent and reliable criteria for determining the low-income status of residents assisted with SEP funds.					8,840.00	8,840.00	
AQ	40834	Southern Union Pipeline, Ltd.	07/31/2011	1.00:1	7,250.00	1,450.00	2,900.00	2,900.00	2,900.00
	POLLUTION PREVENTION	Project will fuse funds to aid local school districts, area transit agencies, and local governments in need of funding assistance to pay for the cost of the following activities to reduce emissions: 1) replacing older diesel buses with alternative fueled or clean diesel buses; or 2) retrofitting older diesel buses with new cleaner technology. RC&D shall disburse funds to school districts, area transit agencies, or local governments on a needs-rated basis, using non-attainment area status, condition of buses, or economic status of recipient as possible rating factors if competition for funds exists. Minimum Contribution: \$1,500					2,900.00	2,900.00	
AQ	40987	SABINA PETROCHEMICALS LLC	07/31/2011	1.00:1	44,000.00	8,800.00	17,600.00	17,600.00	17,600.00
	POLLUTION PREVENTION	Respondent shall contribute the SEP Offset Amount to the Third-Party Recipient named above. The contribution will be to Texas Air Research Center for the Flare Minimization and Air Quality Modeling project. The contribution will be used in accordance with the Supplemental Environmental Project executed on October 30, 2009, between the Third-Party Recipient and the TCEQ (the "Project"). Specifically, the SEP Offset Amount will be used for advanced modeling involving utilizing optimization and plant-wide dynamic simulation to cause reductions in flaring during turnaround operations at industrial facilities. Flaring during turnaround operations (startups and shutdowns) at industrial facilities is a substantial source of both volatile organic compounds (VOCs) and highly reactive volatile organic compounds (HRVOCs), and flaring results in considerable loss of energy and resources. Reductions in VOC and HRVOC emissions are expected to occur primarily through reducing the duration of turnar					17,600.00	17,600.00	
AQ	39883	DCP Midstream, LP	03/07/2011	1.00:1	363,829.00	72,765.00	145,532.00	145,532.00	145,532.00
	POLLUTION PREVENTION	The Respondent shall contribute the SEP offset amount to the Third-Party Recipient named above. The contribution will be to Texas PTA for the Clean School Bus Program as set forth in an agreement between the Third-Party Recipient and the TCEQ. Specifically, the contribution will be used to reimburse local school districts for the cost of the following activities to reduce emissions: 1) replacing older diesel buses with alternative fuelled or clean diesel buses; or 2) retrofitting older diesel buses with new, cleaner technology. All dollars contributed will be used solely for the direct cost of the project and no portion will be spent on administrative costs. The SEP will be done in accordance with all federal, state and local environmental laws and regulations.					145,532.00	145,532.00	
* There are Multiple Respondent Names associated to this Case No.									

Appendix 6: List of SEP's & SEP Projects - FY2011

Single Program

AQ	40312	Huntsman Petrochemical Corporation	07/02/2011	1.00:1	10,000.00	2,000.00	4,000.00	4,000.00	4,000.00
		POLLUTION PREVENTION	SEP funds will be used by the Third-Party Recipient to purchase equipment (such as automated canister samplers), hardware, software, and licenses to enable the monitoring, and for the cost of operating, maintaining, and periodically upgrading or adding to these air monitoring stations along with ancillary equipment approved by TCEQ. Performing Party shall ensure that the data is validated and sent to TCEQ's Leading Environmental Analysis and Display (LEADS) system. All costs associated with the collection, transfer, and formatting of these data to be compatible with the LEADS system is the responsibility of the Third-Party Recipient.					4,000.00	4,000.00
AQ	38480	Turner Industries Group, L.L.C.	04/18/2011	1.00:1	18,125.00	3,625.00	7,250.00	7,250.00	7,250.00
		POLLUTION PREVENTION	The Respondent shall contribute to the SEP offset amount to the Third-Party Recipient named above. The contribution will be to Texas Association of Resource Conservation and Development Areas, Inc. to be used for the RC&D Abandoned Tire Clean-Up Program as set forth in an agreement between the Third-Party Recipient and the TCEQ. Specifically, the contribution will be used to clean-up sites where tires have been disposed of illegally. Eligible sites will be limited to those where a responsible party cannot be found and where reasonable efforts have been made to prevent the dumping. SEP monies will be used to pay for the direct cost of collecting and disposing of tires. All dollars contributed will be used solely for the direct cost of the project and no portion will be spent on administrative costs. The SEP will be done in accordance with all federal, state and local environmental laws and regulations.					7,250.00	7,250.00
AQ	40696	Valero Refining-Texas, L.P.	06/20/2011	1.00:1	10,000.00	2,000.00	4,000.00	4,000.00	4,000.00
		POLLUTION PREVENTION	Project will fuse funds to aid local school districts, area transit agencies, and local governments in need of funding assistance to pay for the cost of the following activities to reduce emissions: 1) replacing older diesel buses with alternative fueled or clean diesel buses; or 2) retrofitting older diesel buses with new cleaner technology. RC&D shall disburse funds to school districts, area transit agencies, or local governments on a needs-rated basis, using non-attainment area status, condition of buses, or economic status of recipient as possible rating factors if competition for funds exists. Minimum Contribution: \$1,500					4,000.00	4,000.00
AQ	40310	INEOS USA LLC	06/20/2011	1.00:1	411,776.00	82,355.00	164,711.00	164,710.00	164,710.00
		POLLUTION PREVENTION	The Respondent shall contribute the SEP offset amount to the Third-Party Recipient named above. The contribution will be used by Brazoria County for the Brazoria County Vehicle and Equipment Program as set forth in an agreement between the Third-Party Recipient and the TCEQ. The Third-Party Recipient shall use SEP funds to: 1) retire current diesel powered or gasoline-powered vehicles and equipment and replace those vehicles and equipment with alternative-fueled or low-emission vehicles or equipment; 2) convert current vehicles and equipment to alternative-fueled vehicles or equipment; or 3) retrofit current gasoline-powered and diesel-powered vehicles and equipment to decrease emissions from those sources. SEP funds may only be used for: 1) the incremental costs of purchase of alternative-fueled or lower emission vehicles or equipment or retrofit of existing vehicles or equipment; 2) the incremental cost of purchase of alternative fuels versus regular gasoline or diesel fuels; or 3)					164,710.00	164,710.00
AQ	39614	AET Inc Limited	08/27/2011	1.00:1	36,000.00	0.00	18,000.00	18,000.00	18,000.00

* There are Multiple Respondent Names associated to this Case No.

Appendix 6: List of SEP's & SEP Projects - FY2011

Single Program

	POLLUTION REDUCTION	The SEP Offset Amount shall be used to perform energy efficiency upgrades on public buildings and infrastructure. Specifically, the SEP Offset Amount may only be used for: 1) the cost of conducting energy efficiency audits; 2) the incremental cost for construction or implementation of energy-efficiency upgrades (versus the cost of non-energy efficiency upgrades); 3) the incremental cost of purchase of equipment or appliances that are more energy-efficient (versus the cost of purchasing non-energy efficient equipment or appliances); or 4) other direct costs authorized in advance and in writing by TCEQ. The SEP Offset Amount may only be used for the direct cost of performing this project and no portion will be spent on administrative costs. For items 2, 3, and 4 above, the Third-Party Administrator shall submit a budget and proposals for expenditure to TCEQ for written approval prior to the use of the SEP Offset Amount.					18,000.00	18,000.00	
AQ	39691	DCP Midstream, LP	02/20/2011	1.00:1	55,350.00	11,070.00	22,140.00	22,140.00	22,140.00
	POLLUTION PREVENTION	The Respondent shall contribute to the Third-Party Recipient pursuant to the agreement between the Third-Party Recipient and the TCEQ. Specifically, the contribution will be used to aid local school districts, area transit agencies, and local governments in need of funding assistance to pay for the cost of the following activities to reduce emissions: 1) replacing older diesel buses with alternative fuelled or clean diesel buses; or 2) retrofitting older diesel buses with new, cleaner technology. The funds will be disbursed on a needs-rated basis, using non-attainment area status, condition of buses, and economic status of the recipient as possible rating factors if competition for the funds exists. To maximize funds, retrofitting will take priority over replacement of buses. Older buses deemed not suitable for retrofitting will be permanently retired and sold only for scrap.					22,140.00	22,140.00	
AQ	40562	Sherwin Alumina, L.P.	05/08/2011	1.00:1	4,550.00	910.00	1,820.00	1,820.00	1,820.00
	POLLUTION PREVENTION	Project will fuse funds to aid local school districts, area transit agencies, and local governments in need of funding assistance to pay for the cost of the following activities to reduce emissions: 1) replacing older diesel buses with alternative fueled or clean diesel buses; or 2) retrofitting older diesel buses with new cleaner technology. RC&D shall disburse funds to school districts, area transit agencies, or local governments on a needs-rated basis, using non-attainment area status, condition of buses, or economic status of recipient as possible rating factors if competition for funds exists. Minimum Contribution: \$1,500					1,820.00	1,820.00	
AQ	40706	Flint Hills Resources Port Arthur, LLC	06/20/2011	1.00:1	20,000.00	4,000.00	8,000.00	8,000.00	8,000.00
	POLLUTION PREVENTION	SEP Funds will be used to conduct home energy audits, to make repairs and upgrades to older homes, and to cover the incremental cost of replacing older energy-inefficient appliances with more energy-efficient ones for low-income homeowners in the West Port Arthur area. This project is an pollution reduction project that will result in a reduction of air pollutants in the airshed.					8,000.00	8,000.00	
AQ	41213	LANXESS Corporation	08/27/2011	1.00:1	6,275.00	1,255.00	2,510.00	2,510.00	2,510.00

* There are Multiple Respondent Names associated to this Case No.

Appendix 6: List of SEP's & SEP Projects - FY2011

Single Program

	POLLUTION PREVENTION	Specifically, the SEP Offset Amount will be used to perform energy efficiency upgrades on public buildings and infrastructure. The SEP Offset Amount may only be used for: (1) the cost of conducting energy efficiency audits; (2) the incremental cost for construction or implementation of energy-efficiency upgrades (versus the cost of non-energy efficiency upgrades); (3) the incremental cost of purchase of equipment or appliances that are more energy-efficient (versus the cost of purchasing non-energy efficient equipment or appliances); or (4) other direct costs authorized in advance by TCEQ. The SEP Offset Amount may only be used for the direct cost of performing this project and no portion will be spent on administrative costs. For items 2, 3, and 4 above, Performing Party shall submit a budget and proposals for expenditure to TCEQ for written approval prior to the use of SEP Funds. Modifications may include but are not limited to weatherization; energy-reduction modifications such a					2,510.00	2,510.00	
AQ	40866	LyondellBasell Acetyls, LLC	07/31/2011	1.00:1	17,175.00	0.00	8,588.00	8,587.00	8,587.00
	POLLUTION PREVENTION	The Respondent will contribute to Barbers Hill Independent School District's ("Barbers Hill ISD") Alternative Fueled Vehicle and Equipment Program in Chambers County. The contribution will be used in accordance with the Supplemental Environmental Project Agreement between Barbers Hill ISD and the Texas Commission on Environmental Quality. SEP monies will be used to retire current diesel-powered or gasoline powered vehicles and equipment and replace those vehicles and equipment with alternative-fueled vehicles and equipment; convert current vehicles and equipment to alternative-fueled equipment; or retrofit current gasoline or diesel-powered equipment. Environmental Benefits: Replacement of gasoline and diesel powered lawnmowers, heavy equipment, and vehicles with lower-emission items will reduce air pollution emissions of particulate matter (PM), volatile organic carbon (VOC) compounds, nitrogen oxides (NOx), and other pollutants associated with the combustion of fuel.					8,587.00	8,587.00	
AQ	40953	Enterprise Products Operating LLC	07/02/2011	1.00:1	2,625.00	525.00	1,050.00	1,050.00	1,050.00
	POLLUTION PREVENTION	The Respondent will contribute to Barbers Hill Independent School District's ("Barbers Hill ISD") Alternative Fueled Vehicle and Equipment Program in Chambers County. The contribution will be used in accordance with the Supplemental Environmental Project Agreement between Barbers Hill ISD and the Texas Commission on Environmental Quality. SEP monies will be used to retire current diesel-powered or gasoline powered vehicles and equipment and replace those vehicles and equipment with alternative-fueled vehicles and equipment; convert current vehicles and equipment to alternative-fueled equipment; or retrofit current gasoline or diesel-powered equipment. Environmental Benefits: Replacement of gasoline and diesel powered lawnmowers, heavy equipment, and vehicles with lower-emission items will reduce air pollution emissions of particulate matter (PM), volatile organic carbon (VOC) compounds, nitrogen oxides (NOx), and other pollutants associated with the combustion of fuel.					1,050.00	1,050.00	
AQ	40313	ISP Technologies Inc.	05/08/2011	1.00:1	5,250.00	1,050.00	2,100.00	2,100.00	2,100.00

* There are Multiple Respondent Names associated to this Case No.

Appendix 6: List of SEP's & SEP Projects - FY2011

Single Program

	POLLUTION PREVENTION		The Respondent shall contribute to the Third-Party Recipient pursuant to the agreement between the Third-Party Recipient and the TCEQ. Specifically, the contribution will be used to aid local school districts, area transit agencies, and local governments in need of funding assistance to pay for the cost of the following activities to reduce emissions: 1) replacing older diesel buses with alternative fuelled or clean diesel buses; or 2) retrofitting older diesel buses with new, cleaner technology. The funds will be disbursed on a needs-rated basis, using non-attainment area status, condition of buses, and economic status of the recipient as possible rating factors if competition for the funds exists. To maximize funds, retrofitting will take priority over replacement of buses. Older buses deemed not suitable for retrofitting will be permanently retired and sold only for scrap. Acceptable retrofit technologies include particulate matter traps, diesel particulate matter filters, nitrogen oxides (NOx) reduction catalyst technology in combination with diesel particulate filters, and other emission control technologies that are developed and approved by the United States Environmental Protection Agency ("EPA") or the California Air Resources Board.				2,100.00	2,100.00	
AQ	40352	Enterprise Products Operating LLC	03/19/2011	1.00:1	6,448.00	1,289.00	2,580.00	2,579.00	2,579.00
	POLLUTION PREVENTION		The Respondent shall contribute the SEP offset amount to the Third-Party Recipient named above. The contribution will be to Barbers Hill Independent School District for the Alternative Fueled Vehicle and Equipment Program as set forth in an agreement between the Third-Party Recipient and the TCEQ. SEP monies will be used to retire current diesel-powered or gasoline powered vehicles and equipment and replace those vehicles and equipment with alternative-fueled vehicles and equipment; convert current vehicles and equipment to alternative-fueled equipment; or retrofit current gasoline or diesel-powered equipment.					2,579.00	2,579.00
AQ	41182	City of Austin	08/13/2011	1.00:1	1,875.00	375.00	0.00	1,500.00	1,500.00
	POLLUTION PREVENTION		Respondent shall contribute the SEP offset amount to the Third-Party Recipient named above. The contribution will be to the Austin Parks Foundation for the Restoration and Rehabilitation of the Barton Springs Pool Bypass Tunnel. The contribution will be used in accordance with the Supplemental Environmental Project Agreement between the Third-Party Recipient and the TCEQ (the "Project"). The deteriorated condition of the Barton Springs Pool Bypass tunnel results in a significant increase of pollutants from urban runoff into the pool. Specifically, this SEP will restore and rehabilitate the Barton Springs Pool bypass tunnel inlet grate and outlet valve by providing funds for the engineering design, materials and construction activities to repair the tunnel.					1,500.00	1,500.00
AQ	39643	Akzo Nobel Surface Chemistry LLC	02/05/2011	1.00:1	15,960.00	0.00	7,980.00	7,980.00	7,980.00

* There are Multiple Respondent Names associated to this Case No.

Appendix 6: List of SEP's & SEP Projects - FY2011

Single Program

	POLLUTION PREVENTION		The Respondent shall contribute the SEP offset amount to the Third-Party Recipient named above. The contribution will be to Houston-Galveston AERCO for the Clean Cities/Clean Vehicles Program as set forth in an agreement between the Third-Party Recipient and the TCEQ. SEP monies will be used to aid local school districts and area transit agencies in reaching local match requirements mandated by the Federal Highway Administration's ("FHWA") Congestion Mitigation/Air Quality Funding program. SEP monies will be disbursed to school districts and transit agencies in need of funding assistance in the Houston-Galveston non-attainment area. Those SEP monies will be used exclusively by the school districts and transit agencies as supplements to meet the local match requirements of the EPA. SEP monies will be used to pay for the cost of replacing older diesel buses with alternative fueled or clean diesel buses. The old buses will be permanently retired and only sold for scrap. The schools and transit agencies will also use the SEP monies to retrofit more buses to reduce emissions. Houston-Galveston AERCO will send the TCEQ verification in the form of paid invoices and other documentation to show that the retrofits were completed. Retrofit technologies include particulate matter traps, diesel particulate matter filters, NOx reduction catalyst technology in combination with diesel particulate filters, and other emission control technologies that are developed and approved by EPA or the California Air Resources Board.				7,980.00	7,980.00	
AQ	41164	OTAL PETROCHEMICALS USA INC.	08/27/2011	1.00:1	10,000.00	2,000.00	4,000.00	4,000.00	4,000.00
	POLLUTION PREVENTION		SEP Funds will be used to conduct home energy audits, to make repairs and upgrades to older homes, and to cover the incremental cost of replacing older energy-inefficient appliances with more energy-efficient ones for low-income homeowners in the West Port Arthur area. This project is an pollution reduction project that will result in a reduction of air pollutants in the airshed.				4,000.00	4,000.00	
AQ	40329	The Dow Chemical Company	05/08/2011	1.00:1	96,975.00	19,395.00	38,790.00	38,790.00	38,790.00
	POLLUTION PREVENTION		The Respondent shall contribute the SEP offset amount to the Third-Party Recipient named above. The contribution will be used by Brazoria County for the Brazoria County Vehicle and Equipment Program as set forth in an agreement between the Third-Party Recipient and the TCEQ. The Third-Party Recipient shall use SEP funds to: 1) retire current diesel powered or gasoline-powered vehicles and equipment and replace those vehicles and equipment with alternative-fueled or low-emission vehicles or equipment; 2) convert current vehicles and equipment to alternative-fueled vehicles or equipment; or 3) retrofit current gasoline-powered and diesel-powered vehicles and equipment to decrease emissions from those sources. SEP funds may only be used for: 1) the incremental costs of purchase of alternative-fueled or lower emission vehicles or equipment or retrofit of existing vehicles or equipment; 2) the incremental cost of purchase of alternative fuels versus regular gasoline or diesel fuels; or 3)				38,790.00	38,790.00	
AQ	40432	E. I. du Pont de Nemours and Company	04/18/2011	1.00:1	27,675.00	5,535.00	11,070.00	11,070.00	11,070.00

* There are Multiple Respondent Names associated to this Case No.

Appendix 6: List of SEP's & SEP Projects - FY2011

Single Program

	POLLUTION PREVENTION	The Respondent shall contribute the SEP offset amount to the Third-Party Recipient named above. The contribution will be to Texas Air Quality Research Center at Lamar University for the Flare Speciation and Air Quality Modeling project to be used as set forth in an agreement between the Third-Party Recipient and the TCEQ. SEP funds will be used for advanced modeling and simulations to identify the VOC species generated and emitted from industrial flares at chemical process facilities under various operating conditions and environmental conditions as well as determine the Combustion Efficiency (CE) and Destruction and Removal Efficiency (DRE). All monies contributed will be used solely for the direct cost of the project and no portion will be spent on administrative costs. The SEP will be done in accordance with all federal, state and local environmental laws and regulations.	11,070.00	11,070.00					
AQ	40427	Chevron Phillips Chemical Company LP	04/18/2011	1.00:1	5,150.00	1,030.00	2,060.00	2,060.00	2,060.00
	POLLUTION PREVENTION	The Respondent will contribute to Barbers Hill Independent School District's ("Barbers Hill ISD") Alternative Fueled Vehicle and Equipment Program in Chambers County. The contribution will be used in accordance with the Supplemental Environmental Project Agreement between Barbers Hill ISD and the Texas Commission on Environmental Quality. SEP monies will be used to retire current diesel-powered or gasoline powered vehicles and equipment and replace those vehicles and equipment with alternative-fueled vehicles and equipment; convert current vehicles and equipment to alternative-fueled equipment; or retrofit current gasoline or diesel-powered equipment. Environmental Benefits: Replacement of gasoline and diesel powered lawnmowers, heavy equipment, and vehicles with lower-emission items will reduce air pollution emissions of particulate matter (PM), volatile organic carbon (VOC) compounds, nitrogen oxides (NOx), and other pollutants associated with the combustion of fuel.	2,060.00	2,060.00					
AQ	39926	Gulf Coast Waste Disposal Authority	03/07/2011	1.00:1	17,100.00	3,420.00	0.00	13,680.00	13,680.00
	POLLUTION PREVENTION	The Respondent shall contribute the SEP offset amount to the Third-Party Recipient named above. The contribution will be to Houston-Galveston AERCO for the Clean Cities/Clean Vehicles Program as set forth in an agreement between the Third-Party Recipient and the TCEQ. SEP monies will be used to aid local school districts and area transit agencies in reaching local match requirements mandated by the Federal Highway Administration's ("FHWA") Congestion Mitigation/Air Quality Funding program. SEP monies will be disbursed to school districts and transit agencies in need of funding assistance in the Houston-Galveston non-attainment area. Those SEP monies will be used exclusively by the school districts and transit agencies as supplements to meet the local match requirements of the EPA. SEP monies will be used to pay for the cost of replacing older diesel buses with alternative fueled or clean diesel buses. The old buses will be permanently retired and only sold for scrap. The schools and transit agencies will also use the SEP monies to retrofit more buses to reduce emissions. Houston-Galveston AERCO will send the TCEQ verification in the form of paid invoices and other documentation to show that the retrofits were completed. Retrofit technologies include particulate matter traps, diesel particulate matter filters, NOx reduction catalyst technology in combination with diesel particulate filters, and other emission control technologies that are developed and approved by EPA or the California Air Resources Board.	13,680.00	13,680.00					
AQ	38258	Mobil Chemical Company Inc.	05/08/2011	1.00:1	12,600.00	2,520.00	5,040.00	5,040.00	5,040.00

* There are Multiple Respondent Names associated to this Case No.

Appendix 6: List of SEP's & SEP Projects - FY2011

Single Program

		POLLUTION PREVENTION	The Respondent shall contribute the SEP Amount to the Third-Party Recipient pursuant to the agreement between the Third-Party Recipient and the TCEQ. Specifically, the contribution will be used to install, operate, and maintain a stationary ambient air monitoring station in the vicinity of Memorial High School Ninth Grade Campus. The station will employ canister sampling, a hydrocarbon analyzer, and/or a chromatograph. Ancillary equipment will include a sample conditioning system, a ten meter meteorological tower, a climate controlled equipment shelter, a remote communications system, and have electronic data logging capabilities. The station will continuously sample and analyze the ambient air for a wide range of hydrocarbon species in accordance with Environmental Protection Agency's recommended "TO-14" list. SEP monies will be used for the cost of purchasing, installing, operating, and maintaining the air monitoring station along with its ancillary equipment.				5,040.00	5,040.00
AQ	40047	Chevron Phillips Chemical Company LP	03/07/2011	1.00:1	10,000.00	2,000.00	4,000.00	4,000.00
		POLLUTION PREVENTION	The Respondent shall contribute the SEP offset amount to the Third-Party Recipient named above. The contribution will be to Barbers Hill Independent School District for the Alternative Fueled Vehicle and Equipment Program as set forth in an agreement between the Third-Party Recipient and the TCEQ. SEP monies will be used to retire current diesel-powered or gasoline powered vehicles and equipment and replace those vehicles and equipment with alternative-fueled vehicles and equipment; convert current vehicles and equipment to alternative-fueled equipment; or retrofit current gasoline or diesel-powered equipment. SEP funds will only be used for the incremental costs of purchase of clean fuel or lower-emission vehicles or retrofit of existing vehicles and for the purchase of these cleaner burning fuels.				4,000.00	4,000.00
AQ	39698	Formosa Plastics Corporation, Texas	12/04/2010	1.00:1	17,950.00	3,590.00	7,180.00	7,180.00
		POLLUTION PREVENTION	The Respondent shall contribute the SEP offset amount to the Third-Party Recipient named above. The contribution will be to Texas RC&D for the Clean School Bus Program as set forth in an agreement between the Third-Party Recipient and the TCEQ. Specifically, the contribution will be used to reimburse local school districts for the cost of the following activities to reduce emissions: 1) replacing older diesel buses with alternative fuelled or clean diesel buses; or 2) retrofitting older diesel buses with new, cleaner technology. All dollars contributed will be used solely for the direct cost of the project and no portion will be spent on administrative costs. The SEP will be done in accordance with all federal, state and local environmental laws and regulations.				7,180.00	7,180.00
AQ	39493	DCP Midstream, LP	09/26/2010	1.00:1	3,550.00	710.00	1,420.00	1,420.00

* There are Multiple Respondent Names associated to this Case No.

Appendix 6: List of SEP's & SEP Projects - FY2011

Single Program

	POLLUTION PREVENTION	The Respondent shall contribute the SEP offset amount to the Third-Party Recipient named above. The contribution will be to Keep Odessa Beautiful for the Household Hazardous Waste, Tire Collection, and Recycling program to be used as set forth in an agreement between the Third-Party Recipient and the TCEQ. Specifically, SEP funds will be used to provide citizens and schools with a no-cost safe and convenient opportunity to properly dispose of harmful chemicals, and to prevent illegal dumping of tires. The following types of materials will be accepted: batteries, oil and oil filters, paints, household and/or school chemicals, and used tires. The items collected in these events will be either reused or properly disposed. Citizens may 'reuse' unused portions of properly labeled and handled chemical products through the reusable materials exchange. All dollars contributed will be used solely for the direct cost of the project and no portion will be spent on administrative costs. This project will be administered in accordance with federal, state, and local environmental laws and regulations.					1,420.00	1,420.00	
AQ	39574	Chevron Phillips Chemical Company LP	04/18/2011	1.00:1	235,330.00	47,066.00	94,132.00	94,132.00	94,132.00
	POLLUTION PREVENTION	RC&D will coordinate with local city and county government officials to clean-up sites where tires have been disposed of illegally. Contributions will be used to clean up illegal tire sites. Eligible sites will be limited to areas where a responsible party can not be identified and where there is no preexisting obligation to clean up the site by the owner or government. SEP monies will be used for the direct cost of collection and disposal of debris and tires. Benefit: Helps rid communities of the dangers and health threats associated with illegal tire sites. Eligible Counties: All counties in the state of Texas that are within the boundaries of one of the 23 RC&D Areas in the state of Texas.					94,132.00	94,132.00	
AQ	40154	The Dow Chemical Company	03/07/2011	1.00:1	10,000.00	2,000.00	4,000.00	4,000.00	4,000.00
	POLLUTION PREVENTION	The Respondent shall contribute the SEP offset amount to the Third-Party Recipient named above. The contribution will be used by Brazoria County for the Brazoria County Vehicle and Equipment Program as set forth in an agreement between the Third-Party Recipient and the TCEQ. The Third-Party Recipient shall use SEP funds to: 1) retire current diesel powered or gasoline-powered vehicles and equipment and replace those vehicles and equipment with alternative-fueled or low-emission vehicles or equipment; 2) convert current vehicles and equipment to alternative-fueled vehicles or equipment; or 3) retrofit current gasoline-powered and diesel-powered vehicles and equipment to decrease emissions from those sources. SEP funds may only be used for: 1) the incremental costs of purchase of alternative-fueled or lower emission vehicles or equipment or retrofit of existing vehicles or equipment; 2) the incremental cost of purchase of alternative fuels versus regular gasoline or diesel fuels; or 3) other direct expenses authorized in advance and in writing by TCEQ.					4,000.00	4,000.00	
AQ	40871	Houston Refining LP	07/31/2011	1.00:1	10,000.00	2,000.00	4,000.00	4,000.00	4,000.00

* There are Multiple Respondent Names associated to this Case No.

Appendix 6: List of SEP's & SEP Projects - FY2011

Single Program

	POLLUTION PREVENTION	Performing Party shall use SEP Funds to perform energy efficiency upgrades on public buildings and infrastructure. Specifically, SEP Funds may only be used for: 1) the cost of conducting energy efficiency audits; 2) the incremental cost for construction or implementation of energy-efficiency upgrades (versus the cost of non-energy efficiency upgrades); 3) the incremental cost of purchase of more energy-efficient equipment or appliances (versus the cost of purchasing non-energy efficient equipment or appliances); or 4) other direct costs authorized in advance by TCEQ. Environmental Benefits: reduce fuel and electricity usage for heating and cooling and other day-to-day operations. These reductions will reduce emissions of particulate matter (PM), volatile organic carbon (VOC) compounds, nitrogen oxides (NOx), and other pollutants associated with the combustion of fuel and generation of electricity.					4,000.00	4,000.00	
AQ	39585	ConocoPhillips Company	11/15/2010	1.00:1	70,000.00	0.00	35,000.00	35,000.00	35,000.00
	POLLUTION PREVENTION	The Respondent shall contribute to the Third-Party Recipient pursuant to the agreement between the Third-Party Recipient and the TCEQ. Specifically, the contribution will be used to aid local school districts, area transit agencies, and local governments in need of funding assistance to pay for the cost of the following activities to reduce emissions: 1) replacing older diesel buses with alternative-fueled or clean diesel buses; or 2) retrofitting older diesel buses with new, cleaner technology. The funds will be disbursed on a needs-rated basis, using non-attainment area status, condition of buses, and economic status of the recipient as possible rating factors if competition for the funds exists. To maximize funds, retrofitting will take priority over replacement of buses. Older buses deemed not suitable for retrofitting will be permanently retired and sold only for scrap. Acceptable retrofit technologies include particulate matter traps, diesel particulate matter filters, nitrogen oxides (NOx) reduction catalyst technology in combination with diesel particulate filters, and other emission control technologies that are developed and approved by the United States Environmental Protection Agency ("EPA") or the California Air Resources Board.					35,000.00	35,000.00	
AQ	39367	Maximus Coffee Group, LP	11/15/2010	1.00:1	8,560.00	1,712.00	3,424.00	3,424.00	3,424.00
	POLLUTION PREVENTION	The Respondent shall contribute the SEP offset amount to the Third-Party Recipient named above. The contribution will be used by Harris County for the Ambient Air Pollutants Monitoring Study as set forth in an agreement between the Third-Party Recipient and the TCEQ. SEP funds will be used to install or retrofit, operate, maintain, and potentially expand air monitoring stations in Harris County to continuously monitor ambient air for total non-methane hydrocarbons and hazardous air pollutants (HAPs). Specifically, SEP funds will be used to purchase equipment (such as automated canister samplers), hardware, software, and licenses to enable the monitoring. All dollars contributed will be used solely for the direct cost of the project and no portion will be spent on administrative costs. The SEP will be done in accordance with all federal, state and local environmental laws and regulations.					3,424.00	3,424.00	
AQ	38788	Exxon Mobil Corporation	03/19/2011	1.00:1	60,000.00	0.00	30,000.00	30,000.00	30,000.00

* There are Multiple Respondent Names associated to this Case No.

Appendix 6: List of SEP's & SEP Projects - FY2011

Single Program

	POLLUTION REDUCTION	Respondent shall contribute the SEP offset Amount to the Third-Party Administrator named above. The contribution will be to Barbers Hill Independent School District (Barbers Hill ISD) for the Vehicle and Equipment Program. The contribution will be used in accordance with the Supplemental Environmental Project between Barbers Hill ISD and the Texas Commission on Environmental Quality (TCEQ). The Third-Party Administrator shall 1) retire current diesel-powered or gasoline-powered vehicles and equipment and replace those vehicles and equipment with alternative-fueled or low-emission vehicles/equipment; 2) convert current vehicles and equipment to alternative-fueled vehicles/equipment; or 3) retrofit current gasoline-powered and diesel-powered vehicles and equipment to decrease emissions from those sources.	30,000.00	30,000.00					
AQ	39565	Exxon Mobil Corporation	04/18/2011	1.00:1	80,000.00	0.00	40,000.00	40,000.00	40,000.00
	POLLUTION PREVENTION	The Respondent shall contribute the SEP offset amount to the Third-Party Recipient named above. The contribution will be to Barbers Hill Independent School District for the Alternative Fueled Vehicle and Equipment Program as set forth in an agreement between the Third-Party Recipient and the TCEQ. SEP monies will be used to retire current diesel-powered or gasoline powered vehicles and equipment and replace those vehicles and equipment with alternative-fueled vehicles and equipment; convert current vehicles and equipment to alternative-fueled equipment; or retrofit current gasoline or diesel-powered equipment. SEP funds will only be used for the incremental costs of purchase of clean fuel or lower-emission vehicles or retrofit of existing vehicles and for the purchase of these cleaner burning fuels.	40,000.00	40,000.00					
AQ	41140	Century Asphalt, Ltd.	08/13/2011	1.00:1	6,500.00	1,300.00	2,600.00	2,600.00	2,600.00
	POLLUTION PREVENTION	Project will fuse funds to aid local school districts, area transit agencies, and local governments in need of funding assistance to pay for the cost of the following activities to reduce emissions: 1) replacing older diesel buses with alternative fueled or clean diesel buses; or 2) retrofitting older diesel buses with new cleaner technology. RC&D shall disburse funds to school districts, area transit agencies, or local governments on a needs-rated basis, using non-attainment area status, condition of buses, or economic status of recipient as possible rating factors if competition for funds exists. Minimum Contribution: \$1,500	2,600.00	2,600.00					
AQ	40519	Huntsman Petrochemical Corporation	05/08/2011	1.00:1	21,700.00	4,340.00	8,680.00	8,680.00	8,680.00
	POLLUTION PREVENTION	SEP funds will be used by the Third-Party Recipient to purchase equipment (such as automated canister samplers), hardware, software, and licenses to enable the monitoring, and for the cost of operating, maintaining, and periodically upgrading or adding to these air monitoring stations along with ancillary equipment approved by TCEQ. Performing Party shall ensure that the data is validated and sent to TCEQ's Leading Environmental Analysis and Display (LEADS) system. All costs associated with the collection, transfer, and formatting of these data to be compatible with the LEADS system is the responsibility of the Third-Party Recipient.	8,680.00	8,680.00					
AQ	40043	Chevron Phillips Chemical Company LP	02/20/2011	1.00:1	23,250.00	4,650.00	9,300.00	9,300.00	9,300.00

* There are Multiple Respondent Names associated to this Case No.

Appendix 6: List of SEP's & SEP Projects - FY2011

Single Program

	POLLUTION PREVENTION	The Respondent shall contribute the SEP offset amount to the Third-Party Recipient named above. The contribution will be used by Brazoria County for the Brazoria County Vehicle and Equipment Program as set forth in an agreement between the Third-Party Recipient and the TCEQ. The Third-Party Recipient shall use SEP funds to: 1) retire current diesel powered or gasoline-powered vehicles and equipment and replace those vehicles and equipment with alternative-fueled or low-emission vehicles or equipment; 2) convert current vehicles and equipment to alternative-fueled vehicles or equipment; or 3) retrofit current gasoline-powered and diesel-powered vehicles and equipment to decrease emissions from those sources. SEP funds may only be used for: 1) the incremental costs of purchase of alternative-fueled or lower emission vehicles or equipment or retrofit of existing vehicles or equipment; 2) the incremental cost of purchase of alternative fuels versus regular gasoline or diesel fuels; or 3) other direct expenses authorized in advance and in writing by TCEQ.					9,300.00	9,300.00	
AQ	40195	BASF FINA Petrochemicals Limited Partnership	04/18/2011	1.00:1	61,450.00	12,290.00	24,580.00	24,580.00	24,580.00
	POLLUTION PREVENTION	The Respondent shall contribute the SEP Offset Amount to the Third-Party Recipient named above. The contribution will be to Texas Air Quality Research Center at Lamar University for the Flare Speciation and Air Quality Modeling project to be used as set forth in an agreement between the Third-Party Recipient and the TCEQ. SEP funds will be used for advanced modeling and simulations to identify the VOC species generated and emitted from industrial flares at chemical process facilities under various operating conditions and environmental conditions as well as determine the Combustion Efficiency (CE) and Destruction and Removal Efficiency (DRE). All dollars contributed will be used solely for the direct cost of the project and no portion will be spent on administrative costs. The SEP will be done in accordance with all federal, state and local environmental laws and regulations.					24,580.00	24,580.00	
AQ	40167	Plant Process Equipment, Inc.	03/19/2011	1.00:1	1,530.00	306.00	612.00	612.00	612.00
	POLLUTION PREVENTION	The Respondent shall contribute the SEP offset amount to the Third-Party Recipient named above. The contribution will be to Galveston Bay Foundation to be used for the Galveston Bay Foundation "Marsh Mania" as set forth in the agreement between the Third-Party Recipient and the TCEQ. SEP monies will be used to restore shoreline elevations, growing plants for shoreline restoration, and planting new habitat. Historic subsidence and erosion have resulted in shoreline elevations which are too low to support vegetation. This project will seek to raise elevations by scraping and terracing. Scraping involves the use of earthmoving equipment to grade an eroded, bluff-like shoreline so that it slopes gradually towards the water resulting in the ability of plant growth. Terracing uses earthmoving equipment to create small levees by burrowing and stacking sediment in shallow water. The high elevation can then be planted with emergent vegetation. SEP monies will be used to pay for the direct costs of the implementation of the project, including material, equipment, and labor costs.					612.00	612.00	
AQ	40902	Shell Chemical LP	07/31/2011	1.00:1	10,000.00	2,000.00	4,000.00	4,000.00	4,000.00

* There are Multiple Respondent Names associated to this Case No.

Appendix 6: List of SEP's & SEP Projects - FY2011

Single Program

	POLLUTION PREVENTION	Performing Party shall use SEP Funds to perform energy efficiency upgrades on public buildings and infrastructure. Specifically, SEP Funds may only be used for: 1) the cost of conducting energy efficiency audits; 2) the incremental cost for construction or implementation of energy-efficiency upgrades (versus the cost of non-energy efficiency upgrades); 3) the incremental cost of purchase of more energy-efficient equipment or appliances (versus the cost of purchasing non-energy efficient equipment or appliances); or 4) other direct costs authorized in advance by TCEQ. Environmental Benefits: reduce fuel and electricity usage for heating and cooling and other day-to-day operations. These reductions will reduce emissions of particulate matter (PM), volatile organic carbon (VOC) compounds, nitrogen oxides (NOx), and other pollutants associated with the combustion of fuel and generation of electricity.					4,000.00	4,000.00	
AQ	40010	Texmark Chemicals, Inc.	03/19/2011	1.00:1	21,625.00	4,325.00	8,650.00	8,650.00	8,650.00
	POLLUTION PREVENTION	The Respondent shall contribute the SEP offset amount to the Third-Party Recipient named above. The contribution will be to The Sheltering Arms to be used for the Sheltering Arms Weatherization Assistance Program as set forth in the Agreement between the Third-Party Recipient and TCEQ. The SEP offset amount shall be used to perform energy efficiency upgrades on low-income homes in Harris County. Specifically, the SEP offset amount may only be used for: 1) purchase and installation of compact fluorescent light bulbs; 2) the incremental cost of replacement of energy-inefficient fans and refrigerators with energy-efficient models; 3) the incremental cost of replacement of energy-inefficient washers and dryers with energy-efficient models; 4) sheetrock repairs to sustain and protect new attic insulation; 5) floor repairs to prevent air leaks; 6) repairs to patches made to sheetrock during the addition of all new insulation; and 7) other direct costs authorized in advance by TCEQ.					8,650.00	8,650.00	
AQ	39967	MEMC Pasadena, Inc.	02/05/2011	1.00:1	6,604.00	1,320.00	2,642.00	2,642.00	2,642.00
	POLLUTION PREVENTION	The Respondent shall contribute the SEP offset amount to the Third-Party Recipient named above. The contribution will be to Houston-Galveston AERCO for the Clean Cities/Clean Vehicles Program as set forth in an agreement between the Third-Party Recipient and the TCEQ. SEP monies will be used to aid local school districts and area transit agencies in reaching local match requirements mandated by the Federal Highway Administration's ("FHWA") Congestion Mitigation/Air Quality Funding program. SEP monies will be disbursed to school districts and transit agencies in need of funding assistance in the Houston-Galveston non-attainment area. Those SEP monies will be used exclusively by the school districts and transit agencies as supplements to meet the local match requirements of the EPA. SEP monies will be used to pay for the cost of replacing older diesel buses with alternative fueled or clean diesel buses. The old buses will be permanently retired and only sold for scrap. The schools and transit agencies will also use the SEP monies to retrofit more buses to reduce emissions. Houston-Galveston AERCO will send the TCEQ verification in the form of paid invoices and other documentation to show that the retrofits were completed. Retrofit technologies include particulate matter traps, diesel particulate matter filters, NOx reduction catalyst technology in combination with diesel particulate filters, and other emission control technologies that are developed and approved by EPA or the California Air Resources Board.					2,642.00	2,642.00	
AQ	40565	United States Gypsum Company	05/08/2011	1.00:1	10,500.00	2,100.00	4,200.00	4,200.00	4,200.00

* There are Multiple Respondent Names associated to this Case No.

Appendix 6: List of SEP's & SEP Projects - FY2011

Single Program

		POLLUTION PREVENTION	RC&D will coordinate with local city and county government officials to clean-up sites where tires have been disposed of illegally. Contributions will be used to clean up illegal tire sites. Eligible sites will be limited to areas where a responsible party can not be identified and where there is no preexisting obligation to clean up the site by the owner or government. SEP monies will be used for the direct cost of collection and disposal of debris and tires. Benefit: Helps rid communities of the dangers and health threats associated with illegal tire sites. Eligible Counties: All counties in the state of Texas that are within the boundaries of one of the 23 RC&D Areas in the state of Texas. Estimated Time to Complete: 12 months. Estimated Cost: \$ 4,500 per collection event.				4,200.00	4,200.00
AQ	40065	Linde Gas North America LLC	05/08/2011	1.00:1	55,650.00	11,130.00	22,260.00	22,260.00
		POLLUTION PREVENTION	The Respondent will contribute to Barbers Hill Independent School District's ("Barbers Hill ISD") Alternative Fueled Vehicle and Equipment Program in Chambers County. The contribution will be used in accordance with the Supplemental Environmental Project Agreement between Barbers Hill ISD and the Texas Commission on Environmental Quality. SEP monies will be used to retire current diesel-powered or gasoline powered vehicles and equipment and replace those vehicles and equipment with alternative-fueled vehicles and equipment; convert current vehicles and equipment to alternative-fueled equipment; or retrofit current gasoline or diesel-powered equipment. Environmental Benefits: Replacement of gasoline and diesel powered lawnmowers, heavy equipment, and vehicles with lower-emission items will reduce air pollution emissions of particulate matter (PM), volatile organic carbon (VOC) compounds, nitrogen oxides (NOx), and other pollutants associated with the combustion of fuel.				22,260.00	22,260.00
AQ	38615	Davis Gas Processing, Inc.	05/22/2011	1.00:1	93,085.00	18,617.00	37,234.00	37,234.00
		POLLUTION PREVENTION	The Respondent shall contribute to the SEP offset amount to the Third-Party Recipient named above. The contribution will be to Texas Association of Resource Conservation and Development Areas, Inc. to be used for the RC&D Abandoned Tire Clean-Up Program as set forth in an agreement between the Third-Party Recipient and the TCEQ. Specifically, the contribution will be used to clean-up sites where tires have been disposed of illegally. Eligible sites will be limited to those where a responsible party cannot be found and where reasonable efforts have been made to prevent the dumping. SEP monies will be used to pay for the direct cost of collecting and disposing of tires. All dollars contributed will be used solely for the direct cost of the project and no portion will be spent on administrative costs. The SEP will be done in accordance with all federal, state and local environmental laws and regulations.				37,234.00	37,234.00
AQ	40842	ConocoPhillips Company	07/02/2011	1.00:1	10,000.00	2,000.00	4,000.00	4,000.00

* There are Multiple Respondent Names associated to this Case No.

Appendix 6: List of SEP's & SEP Projects - FY2011

Single Program

	POLLUTION PREVENTION	The Respondent shall contribute the SEP offset amount to the Third-Party Recipient named above. The contribution will be used by Brazoria County for the Brazoria County Vehicle and Equipment Program as set forth in an agreement between the Third-Party Recipient and the TCEQ. The Third-Party Recipient shall use SEP funds to: 1) retire current diesel powered or gasoline-powered vehicles and equipment and replace those vehicles and equipment with alternative-fueled or low-emission vehicles or equipment; 2) convert current vehicles and equipment to alternative-fueled vehicles or equipment; or 3) retrofit current gasoline-powered and diesel-powered vehicles and equipment to decrease emissions from those sources. SEP funds may only be used for: 1) the incremental costs of purchase of alternative-fueled or lower emission vehicles or equipment or retrofit of existing vehicles or equipment; 2) the incremental cost of purchase of alternative fuels versus regular gasoline or diesel fuels; or 3)	4,000.00	4,000.00					
AQ	40190	Houston Refining LP	03/07/2011	1.00:1	10,000.00	2,000.00	4,000.00	4,000.00	4,000.00
	POLLUTION PREVENTION	The Respondent shall contribute the SEP offset amount to the Third-Party Recipient named above. The contribution will be to Barbers Hill Independent School District for the Alternative Fueled Vehicle and Equipment Program as set forth in an agreement between the Third-Party Recipient and the TCEQ. SEP monies will be used to retire current diesel-powered or gasoline powered vehicles and equipment and replace those vehicles and equipment with alternative-fueled vehicles and equipment; convert current vehicles and equipment to alternative-fueled equipment; or retrofit current gasoline or diesel-powered equipment. SEP funds will only be used for the incremental costs of purchase of clean fuel or lower-emission vehicles or retrofit of existing vehicles and for the purchase of these cleaner burning fuels.	4,000.00	4,000.00					
AQ	37339	Valero Refining-Texas, L.P.	10/25/2010	1.00:1	291,649.00	0.00	145,825.00	145,824.00	145,824.00
	POLLUTION PREVENTION	The Respondent will contribute to Texas A&M University-Kingsville, Air Quality Monitoring in San Patricio County. The contribution will be used in accordance with the Supplemental Environmental Project Agreement between Texas A&M University-Kingsville and the Texas Commission on Environmental Quality. The 3rd party will establish three air quality monitoring stations in the San Patricio Water District. The stations will consist of ambient air monitoring instruments, meteorological instruments, and ancillary equipment. The primary objective of these new monitoring stations is to provide continuous non-regulatory information on air quality. The stations will also generate data on background concentrations, pollutant transports from outside the air shed, and from the industrial district during the periods of predominant southeast to northwest wind patterns. The monitoring sites will be located at the Odem Raw Water Stations, Taft Texana Blending Station, and the San Patricio Country.	45,824.00	45,824.00					
	POLLUTION PREVENTION	Project will repair or replace failing water systems or on-site wastewater systems for low-income homeowners. SEP funds will be used to pay for the labor and material costs related to repairing or replacing the failing systems. The recipients will not be charged for the cost of replacing or repairing the failing system. Benefit: Protect water sources for drinking, recreation and wildlife from contamination from the failing treatment systems; protect public health from contaminated drinking water supplies. Eligible Counties: Statewide Minimum Contribution: \$2,000	100,000.00	100,000.00					
AQ	40322	The Lubrizol Corporation	04/18/2011	1.00:1	9,075.00	1,815.00	3,630.00	3,630.00	3,630.00

* There are Multiple Respondent Names associated to this Case No.

Appendix 6: List of SEP's & SEP Projects - FY2011

Single Program

	POLLUTION PREVENTION	The Respondent shall contribute the SEP offset amount to the Third-Party Recipient named above. The contribution will be to Barbers Hill Independent School District for the Alternative Fueled Vehicle and Equipment Program as set forth in an agreement between the Third-Party Recipient and the TCEQ. SEP monies will be used to retire current diesel-powered or gasoline powered vehicles and equipment and replace those vehicles and equipment with alternative-fueled vehicles and equipment; convert current vehicles and equipment to alternative-fueled equipment; or retrofit current gasoline or diesel-powered equipment.					3,630.00	3,630.00	
AQ	40425	Delek Refining, Ltd.	05/08/2011	1.00:1	70,250.00	14,050.00	28,100.00	28,100.00	28,100.00
	POLLUTION PREVENTION	Project will fuse funds to aid local school districts, area transit agencies, and local governments in need of funding assistance to pay for the cost of the following activities to reduce emissions: 1) replacing older diesel buses with alternative fueled or clean diesel buses; or 2) retrofitting older diesel buses with new cleaner technology. RC&D shall disburse funds to school districts, area transit agencies, or local governments on a needs-rated basis, using non-attainment area status, condition of buses, or economic status of recipient as possible rating factors if competition for funds exists. Minimum Contribution: \$1,500					28,100.00	28,100.00	
AQ	39387	The Dow Chemical Company	10/25/2010	1.00:1	20,000.00	0.00	10,000.00	10,000.00	10,000.00
	POLLUTION PREVENTION	The Respondent shall contribute the SEP offset amount to the Third-Party Recipient named above. The contribution will be to Houston-Galveston AERCO for the Clean Cities/Clean Vehicles Program as set forth in an agreement between the Third-Party Recipient and the TCEQ. SEP monies will be used to aid local school districts and area transit agencies in reaching local match requirements mandated by the Federal Highway Administration's ("FHWA") Congestion Mitigation/Air Quality Funding program. SEP monies will be disbursed to school districts and transit agencies in need of funding assistance in the Houston-Galveston non-attainment area. Those SEP monies will be used exclusively by the school districts and transit agencies as supplements to meet the local match requirements of the EPA. SEP monies will be used to pay for the cost of replacing older diesel buses with alternative fueled or clean diesel buses. The old buses will be permanently retired and only sold for scrap. The schools and transit agencies will also use the SEP monies to retrofit more buses to reduce emissions. Houston-Galveston AERCO will send the TCEQ verification in the form of paid invoices and other documentation to show that the retrofits were completed. Retrofit technologies include particulate matter traps, diesel particulate matter filters, NOx reduction catalyst technology in combination with diesel particulate filters, and other emission control technologies that are developed and approved by EPA or the California Air Resources Board.					10,000.00	10,000.00	
AQ	40514	Baytown Asphalt Materials, Ltd.	06/20/2011	1.00:1	2,750.00	550.00	1,100.00	1,100.00	1,100.00

* There are Multiple Respondent Names associated to this Case No.

Appendix 6: List of SEP's & SEP Projects - FY2011

Single Program

	POLLUTION PREVENTION	The Respondent will contribute to Barbers Hill Independent School District's ("Barbers Hill ISD") Alternative Fueled Vehicle and Equipment Program in Chambers County. The contribution will be used in accordance with the Supplemental Environmental Project Agreement between Barbers Hill ISD and the Texas Commission on Environmental Quality. SEP monies will be used to retire current diesel-powered or gasoline powered vehicles and equipment and replace those vehicles and equipment with alternative-fueled vehicles and equipment; convert current vehicles and equipment to alternative-fueled equipment; or retrofit current gasoline or diesel-powered equipment. Environmental Benefits: Replacement of gasoline and diesel powered lawnmowers, heavy equipment, and vehicles with lower-emission items will reduce air pollution emissions of particulate matter (PM), volatile organic carbon (VOC) compounds, nitrogen oxides (NOx), and other pollutants associated with the combustion of fuel.					1,100.00	1,100.00	
AQ	40744	Shell Chemical LP	06/20/2011	1.00:1	10,000.00	2,000.00	4,000.00	4,000.00	4,000.00
	POLLUTION PREVENTION	-						4,000.00	4,000.00
AQ	40624	The Dow Chemical Company	05/22/2011	1.00:1	10,000.00	2,000.00	4,000.00	4,000.00	4,000.00
	POLLUTION PREVENTION	The Respondent shall contribute the SEP offset amount to the Third-Party Recipient named above. The contribution will be used by Brazoria County for the Brazoria County Vehicle and Equipment Program as set forth in an agreement between the Third-Party Recipient and the TCEQ. The Third-Party Recipient shall use SEP funds to: 1) retire current diesel powered or gasoline-powered vehicles and equipment and replace those vehicles and equipment with alternative-fueled or low-emission vehicles or equipment; 2) convert current vehicles and equipment to alternative-fueled vehicles or equipment; or 3) retrofit current gasoline-powered and diesel-powered vehicles and equipment to decrease emissions from those sources. SEP funds may only be used for: 1) the incremental costs of purchase of alternative-fueled or lower emission vehicles or equipment or retrofit of existing vehicles or equipment; 2) the incremental cost of purchase of alternative fuels versus regular gasoline or diesel fuels; or 3)						4,000.00	4,000.00
AQ	40506	Exxon Mobil Corporation	05/08/2011	1.00:1	5,875.00	1,175.00	2,350.00	2,350.00	2,350.00
	POLLUTION PREVENTION	The Respondent will contribute to Barbers Hill Independent School District's ("Barbers Hill ISD") Alternative Fueled Vehicle and Equipment Program in Chambers County. The contribution will be used in accordance with the Supplemental Environmental Project Agreement between Barbers Hill ISD and the Texas Commission on Environmental Quality. SEP monies will be used to retire current diesel-powered or gasoline powered vehicles and equipment and replace those vehicles and equipment with alternative-fueled vehicles and equipment; convert current vehicles and equipment to alternative-fueled equipment; or retrofit current gasoline or diesel-powered equipment. Environmental Benefits: Replacement of gasoline and diesel powered lawnmowers, heavy equipment, and vehicles with lower-emission items will reduce air pollution emissions of particulate matter (PM), volatile organic carbon (VOC) compounds, nitrogen oxides (NOx), and other pollutants associated with the combustion of fuel.						2,350.00	2,350.00
AQ	41217	Houston Refining LP	08/27/2011	1.00:1	10,568.00	0.00	5,284.00	5,284.00	5,284.00

* There are Multiple Respondent Names associated to this Case No.

Appendix 6: List of SEP's & SEP Projects - FY2011

Single Program

	POLLUTION PREVENTION	The Respondent will contribute to Barbers Hill Independent School District's ("Barbers Hill ISD") Alternative Fueled Vehicle and Equipment Program in Chambers County. The contribution will be used in accordance with the Supplemental Environmental Project Agreement between Barbers Hill ISD and the Texas Commission on Environmental Quality. SEP monies will be used to retire current diesel-powered or gasoline powered vehicles and equipment and replace those vehicles and equipment with alternative-fueled vehicles and equipment; convert current vehicles and equipment to alternative-fueled equipment; or retrofit current gasoline or diesel-powered equipment. Environmental Benefits: Replacement of gasoline and diesel powered lawnmowers, heavy equipment, and vehicles with lower-emission items will reduce air pollution emissions of particulate matter (PM), volatile organic carbon (VOC) compounds, nitrogen oxides (NOx), and other pollutants associated with the combustion of fuel.					5,284.00	5,284.00	
AQ	38828	Ascend Performance Materials, LLC	07/31/2011	1.00:1	65,564.00	0.00	32,782.00	32,782.00	32,782.00
	POLLUTION PREVENTION	The Respondent shall contribute the SEP offset amount to the Third-Party Recipient named above. The contribution will be used by Brazoria County for the Brazoria County Vehicle and Equipment Program as set forth in an agreement between the Third-Party Recipient and the TCEQ. The Third-Party Recipient shall use SEP funds to: 1) retire current diesel powered or gasoline-powered vehicles and equipment and replace those vehicles and equipment with alternative-fueled or low-emission vehicles or equipment; 2) convert current vehicles and equipment to alternative-fueled vehicles or equipment; or 3) retrofit current gasoline-powered and diesel-powered vehicles and equipment to decrease emissions from those sources. SEP funds may only be used for: 1) the incremental costs of purchase of alternative-fueled or lower emission vehicles or equipment or retrofit of existing vehicles or equipment; 2) the incremental cost of purchase of alternative fuels versus regular gasoline or diesel fuels; or 3)					32,782.00	32,782.00	
AQ	41299	Exxon Mobil Corporation	08/27/2011	1.00:1	10,000.00	2,000.00	4,000.00	4,000.00	4,000.00
	POLLUTION PREVENTION	The Respondent will contribute to Barbers Hill Independent School District's ("Barbers Hill ISD") Alternative Fueled Vehicle and Equipment Program in Chambers County. The contribution will be used in accordance with the Supplemental Environmental Project Agreement between Barbers Hill ISD and the Texas Commission on Environmental Quality. SEP monies will be used to retire current diesel-powered or gasoline powered vehicles and equipment and replace those vehicles and equipment with alternative-fueled vehicles and equipment; convert current vehicles and equipment to alternative-fueled equipment; or retrofit current gasoline or diesel-powered equipment. Environmental Benefits: Replacement of gasoline and diesel powered lawnmowers, heavy equipment, and vehicles with lower-emission items will reduce air pollution emissions of particulate matter (PM), volatile organic carbon (VOC) compounds, nitrogen oxides (NOx), and other pollutants associated with the combustion of fuel.					4,000.00	4,000.00	
AQ	40585	DCP Midstream, LP	05/08/2011	1.00:1	25,200.00	5,040.00	10,080.00	10,080.00	10,080.00

* There are Multiple Respondent Names associated to this Case No.

Appendix 6: List of SEP's & SEP Projects - FY2011

Single Program

	POLLUTION PREVENTION	RC&D will coordinate with local city and county government officials to clean-up sites where tires have been disposed of illegally. Contributions will be used to clean up illegal tire sites. Eligible sites will be limited to areas where a responsible party can not be identified and where there is no preexisting obligation to clean up the site by the owner or government. SEP monies will be used for the direct cost of collection and disposal of debris and tires. Benefit: Helps rid communities of the dangers and health threats associated with illegal tire sites. Eligible Counties: All counties in the state of Texas that are within the boundaries of one of the 23 RC&D Areas in the state of Texas. Estimated Time to Complete: 12 months. Estimated Cost: \$ 4,500 per collection event.	10,080.00	10,080.00					
AQ	40693	Enterprise Products Operating LLC	05/22/2011	1.00:1	6,251.00	1,250.00	2,501.00	2,500.00	2,500.00
	POLLUTION PREVENTION	The Respondent will contribute to Barbers Hill Independent School District's ("Barbers Hill ISD") Alternative Fueled Vehicle and Equipment Program in Chambers County. The contribution will be used in accordance with the Supplemental Environmental Project Agreement between Barbers Hill ISD and the Texas Commission on Environmental Quality. SEP monies will be used to retire current diesel-powered or gasoline powered vehicles and equipment and replace those vehicles and equipment with alternative-fueled vehicles and equipment; convert current vehicles and equipment to alternative-fueled equipment; or retrofit current gasoline or diesel-powered equipment. Environmental Benefits: Replacement of gasoline and diesel powered lawnmowers, heavy equipment, and vehicles with lower-emission items will reduce air pollution emissions of particulate matter (PM), volatile organic carbon (VOC) compounds, nitrogen oxides (NOx), and other pollutants associated with the combustion of fuel.	2,500.00	2,500.00					
AQ	40210	Shell Chemical LP	04/18/2011	1.00:1	21,346.00	0.00	10,673.00	10,673.00	10,673.00
	POLLUTION PREVENTION	The Respondent shall contribute the SEP offset amount to the Third-Party Recipient named above. The contribution will be to Barbers Hill Independent School District for the Alternative Fueled Vehicle and Equipment Program as set forth in an agreement between the Third-Party Recipient and the TCEQ. SEP monies will be used to retire current diesel-powered or gasoline powered vehicles and equipment and replace those vehicles and equipment with alternative-fueled vehicles and equipment; convert current vehicles and equipment to alternative-fueled equipment; or retrofit current gasoline or diesel-powered equipment.	10,673.00	10,673.00					
AQ	40765	E. I. du Pont de Nemours and Company	06/20/2011	1.00:1	8,375.00	1,675.00	3,350.00	3,350.00	3,350.00
	POLLUTION PREVENTION	Project will fuse funds to aid local school districts, area transit agencies, and local governments in need of funding assistance to pay for the cost of the following activities to reduce emissions: 1) replacing older diesel buses with alternative fueled or clean diesel buses; or 2) retrofitting older diesel buses with new cleaner technology. RC&D shall disburse funds to school districts, area transit agencies, or local governments on a needs-rated basis, using non-attainment area status, condition of buses, or economic status of recipient as possible rating factors if competition for funds exists. Minimum Contribution: \$1,500	3,350.00	3,350.00					
AQ	39013	Ascend Performance Materials, LLC	08/27/2011	1.00:1	22,175.00	0.00	11,088.00	11,087.00	11,087.00

* There are Multiple Respondent Names associated to this Case No.

Appendix 6: List of SEP's & SEP Projects - FY2011

Single Program

	POLLUTION REDUCTION	The Respondent shall contribute the SEP offset amount to the Third-Party Recipient named above. The contribution will be used by Brazoria County for the Brazoria County Vehicle and Equipment Program as set forth in an agreement between the Third-Party Recipient and the TCEQ.	11,087.00	11,087.00					
AQ	39873	Exxon Mobil Corporation	03/07/2011	1.00:1	26,950.00	5,390.00	10,780.00	10,780.00	10,780.00
	POLLUTION PREVENTION	The Respondent shall contribute the SEP offset amount to the Third-Party Recipient named above. The contribution will be to Houston Regional Monitoring Corporation for the HRMC Houston Area Air Monitoring to be used as set forth in an agreement between the Third-Party Recipient and the TCEQ. SEP funds will be used to supplement existing operation of a network of ambient air monitoring stations (designated HRM Sites 1, 3, 4, 7, 8, 10, Wallisville, and Lynchburg Ferry) that continuously measure and record concentrations of ambient air pollutants. Specifically, SEP funds will be used to operate, maintain, and potentially expand portions of the existing ambient air quality monitoring network in the Houston area in order to continue to provide information on data quality and trends to the public, TCEQ, and industry representatives. SEP funds may be used to operate a single monitoring site or multiple sites contingent upon the amount of SEP funds provided. All dollars contributed will be used solely for the direct cost of the project and no portion will be spent on administrative costs. The SEP will be done in accordance with all federal, state and local environmental laws and regulations.	10,780.00	10,780.00					
AQ	39406	850 Pine Street, Inc.	11/15/2010	1.00:1	11,050.00	2,210.00	4,420.00	4,420.00	4,420.00
	POLLUTION PREVENTION	The Respondent shall contribute the SEP offset amount to the Third-Party Recipient named above. The contribution will be to Jefferson County Government to be used for the Cheek Community First Time Sewer Service for Low Income Home Owners project. Specifically, SEP monies will be used to provide first time sewer service for low-income residential customers in the Candlelight and Martel Subdivisions (Cheek Community) located in the western area of Jefferson County. This area has open sewage pits or poorly maintained septic systems which are a hazard to human health and the environment. SEP funds will be used to install wastewater infrastructure and a low pressure sewer system consisting of grinder pump stations located at each home. The project will be administered in accordance with federal, state, and local environmental laws and regulations.	4,420.00	4,420.00					
AQ	40916	J-W Operating Company	08/27/2011	1.00:1	212,500.00	0.00	0.00	212,500.00	212,500.00
	POLLUTION PREVENTION	SEP funds will be used to construct, operate, maintain, and potentially expand a network of continuous ambient monitoring stations ("CAMS") that monitor both air toxics and ozone precursors.	212,500.00	212,500.00					
AQ	39781	Prism Gas Systems I, L.P	02/05/2011	1.00:1	54,800.00	10,960.00	21,920.00	21,920.00	21,920.00

* There are Multiple Respondent Names associated to this Case No.

Appendix 6: List of SEP's & SEP Projects - FY2011

Single Program

	POLLUTION PREVENTION	The Respondent shall contribute to the Third-Party Recipient pursuant to the agreement between the Third-Party Recipient and the TCEQ. Specifically, the contribution will be used to aid local school districts, area transit agencies, and local governments in need of funding assistance to pay for the cost of the following activities to reduce emissions: 1) replacing older diesel buses with alternative fuelled or clean diesel buses; or 2) retrofitting older diesel buses with new, cleaner technology. The funds will be disbursed on a needs-rated basis, using non-attainment area status, condition of buses, and economic status of the recipient as possible rating factors if competition for the funds exists. To maximize funds, retrofitting will take priority over replacement of buses. Older buses deemed not suitable for retrofitting will be permanently retired and sold only for scrap. Acceptable retrofit technologies include particulate matter traps, diesel particulate matter filters, nitrogen oxides (NOx) reduction catalyst technology in combination with diesel particulate filters, and other emission control technologies that are developed and approved by the United States Environmental Protection Agency ("EPA") or the California Air Resources Board.					21,920.00	21,920.00	
AQ	40694	Eastman Chemical Company	05/22/2011	1.00:1	10,000.00	2,000.00	4,000.00	4,000.00	4,000.00
	POLLUTION PREVENTION	Project will fuse funds to aid local school districts, area transit agencies, and local governments in need of funding assistance to pay for the cost of the following activities to reduce emissions: 1) replacing older diesel buses with alternative fueled or clean diesel buses; or 2) retrofitting older diesel buses with new cleaner technology. RC&D shall disburse funds to school districts, area transit agencies, or local governments on a needs-rated basis, using non-attainment area status, condition of buses, or economic status of recipient as possible rating factors if competition for funds exists. Minimum Contribution: \$1,500					4,000.00	4,000.00	
AQ	38689	DCP Midstream, LP	03/07/2011	1.00:1	755,251.00	0.00	377,626.00	377,625.00	377,625.00
	POLLUTION PREVENTION	The Respondent shall contribute the SEP offset amount to the Third-Party Recipient named above. The contribution will be to Texas PTA for the Clean School Bus Program as set forth in an agreement between the Third-Party Recipient and the TCEQ. Specifically, the contribution will be used to reimburse local school districts for the cost of the following activities to reduce emissions: 1) replacing older diesel buses with alternative fuelled or clean diesel buses; or 2) retrofitting older diesel buses with new, cleaner technology. All dollars contributed will be used solely for the direct cost of the project and no portion will be spent on administrative costs. The SEP will be done in accordance with all federal, state and local environmental laws and regulations.					377,625.00	377,625.00	
AQ	38141	Shell Oil Company	10/25/2010	1.00:1	51,570.00	0.00	25,785.00	25,785.00	25,785.00
	POLLUTION PREVENTION	The Respondents shall contribute the SEP offset amount to the Third-Party Recipient named above. The Contribution will be to Houston Regional Monitoring Corporation for the Houston Area Monitoring program as set forth in an agreement between the Third-Party Recipient and the TCEQ. Performing Party shall use SEP Funds to operate, maintain, and potentially expand portions of the existing Houston Regional Monitoring Corporation Ambient Air Quality Monitoring Network in the Houston area in order to continue to provide information on data quality and trends to the public, TCEQ, and industry representatives. SEP funds may be used to operate a single monitoring site or multiple sites contingent upon the amount of SEP funds provided.					25,785.00	25,785.00	

* There are Multiple Respondent Names associated to this Case No.

Appendix 6: List of SEP's & SEP Projects - FY2011

Single Program

AQ	39063	Exxon Mobil Corporation	10/15/2010	1.00:1	40,000.00	0.00	20,000.00	20,000.00	20,000.00
		POLLUTION PREVENTION	<p>The Respondent shall contribute the SEP offset amount to the Third-Party Recipient named above. The Contribution will be to Houston Regional Monitoring Corporation for the Houston Area Monitoring program as set forth in an agreement between the Third-Party Recipient and the TCEQ. Performing Party shall use SEP Funds to operate, maintain, and potentially expand portions of the existing Houston Regional Monitoring Corporation Ambient Air Quality Monitoring Network in the Houston area in order to continue to provide information on data quality and trends to the public, TCEQ, and industry representatives. SEP funds may be used to operate a single monitoring site or multiple sites contingent upon the amount of SEP funds provided.</p>				20,000.00	20,000.00	
AQ	41104	Equistar Chemicals, LP	08/27/2011	1.00:1	20,000.00	4,000.00	8,000.00	8,000.00	8,000.00
		POLLUTION PREVENTION	<p>Performing Party shall use SEP Funds to perform energy efficiency upgrades on public buildings and infrastructure. Specifically, SEP Funds may only be used for: 1) the cost of conducting energy efficiency audits; 2) the incremental cost for construction or implementation of energy-efficiency upgrades (versus the cost of non-energy efficiency upgrades); 3) the incremental cost of purchase of more energy-efficient equipment or appliances (versus the cost of purchasing non-energy efficient equipment or appliances); or 4) other direct costs authorized in advance by TCEQ.</p> <p>Environmental Benefits: reduce fuel and electricity usage for heating and cooling and other day-to-day operations. These reductions will reduce emissions of particulate matter (PM), volatile organic carbon (VOC) compounds, nitrogen oxides (NOx), and other pollutants associated with the combustion of fuel and generation of electricity.</p>				8,000.00	8,000.00	
AQ	39162	INEOS Nova, LLC	05/08/2011	1.00:1	10,250.00	2,050.00	4,100.00	4,100.00	4,100.00
		POLLUTION PREVENTION	<p>The Respondent shall contribute the SEP Offset Amount to the Third-Party Recipient named above. The contribution will be to Houston-Galveston AERCO for the Clean Cities/Clean Vehicles Program as set forth in an agreement between the Third-Party Recipient and the TCEQ. SEP monies will be used to aid local school districts and area transit agencies in reaching local match requirements mandated by the Federal Highway Administration's ("FHWA") Congestion Mitigation/Air Quality funding program. SEP monies will be disbursed to school districts and transit agencies in need of funding assistance in the Houston-Galveston non-attainment area. Those SEP monies will be used exclusively by the school districts and transit agencies as supplements to meet the local match requirements of the EPA. SEP monies will be used to pay for the cost of replacing older diesel buses with alternative fueled or clean diesel buses. The old buses will be permanently retired and only sold for scrap. The schools and transit agencies will also use the SEP monies to retrofit more buses to reduce emissions. Houston-Galveston AERCO will send the TCEQ verification in the form of paid invoices and other documentation to show that the retrofits were completed. Retrofit technologies include particulate matter traps, diesel particulate matter filters, NOx reduction catalyst technology in combination with diesel particulate filters, and other emission control technologies that are developed and approved by EPA or the California Air Resources Board.</p>				4,100.00	4,100.00	
AQ	37604	Albemarle Corporation	12/25/2010	1.00:1	12,690.00	0.00	6,345.00	6,345.00	6,345.00

* There are Multiple Respondent Names associated to this Case No.

Appendix 6: List of SEP's & SEP Projects - FY2011

Single Program

	CLEAN UP	Performing party shall coordinate with local city and county government officials and private entities to clean up sites where tires have been disposed of illegally, or to conduct tire collection events where residents will be able to drop off tires for proper disposal or recycling.	6,345.00	6,345.00					
AQ	39307	BASF FINA Petrochemicals Limited Partnership	09/26/2010	1.00:1	9,775.00	1,955.00	3,910.00	3,910.00	3,910.00
	POLLUTION PREVENTION	The Respondent shall contribute the SEP Amount to the Third-Party Recipient named above. The contribution will be Southeast Texas Regional Planning Commission to be used for the West Port Arthur Home Energy Efficiency Program as set forth in agreement between the Third-Party Recipient and the TCEQ. Specifically, the Performing Party shall use SEP Funds to assist low-income residents in the West Port Arthur area by: 1) conducting home energy audits; 2) weatherizing homes to improve energy efficiency; and/or 3) repairing or replacing heating/cooling systems and major appliances with new, energy-efficient equipment. Weatherizing homes may include costs of caulking openings as well as insulating walls, floors, and attics in homes. Any heating/cooling systems or major appliances that are replaced must be scrapped and must not be reused in any way. Performing Party shall use consistent and reliable criteria for determining the low-income status of residents assisted with SEP Funds.	3,910.00	3,910.00					
AQ	39814	ISP Synthetic Elastomers LLC	12/04/2010	1.00:1	6,325.00	1,265.00	2,530.00	2,530.00	2,530.00
	POLLUTION PREVENTION	The Respondent shall contribute the SEP amount to the Third-Party Recipient named above. The contribution will be to the Southeast Texas Regional Planning Commission to be used for the Southeast Texas Regional Air Monitoring Network Ambient Air Monitoring Station as set forth in agreement between the Third-Party Recipient and the TCEQ. Specifically, the contribution will be used to install, operate, and maintain a stationary ambient air monitoring station in the vicinity of Memorial High School Ninth Grade Campus. The station will employ canister sampling, a hydrocarbon analyzer, and/or a chromatograph. Ancillary equipment will include a sample conditioning system, a ten meter meteorological tower, a climate controlled equipment shelter, a remote communications system, and will have electronic data logging capabilities. The station will continuously sample and analyze the ambient air for a wide range of hydrocarbon species in accordance with Environmental Protection Agency's recommended "TO-14" list. SEP monies will be used for the cost of purchasing, installing, operating, and maintaining the air monitoring station along with its ancillary equipment.	2,530.00	2,530.00					
AQ	39580	ExxonMobil Oil Corporation	12/04/2010	1.00:1	19,200.00	3,840.00	7,680.00	7,680.00	7,680.00
	POLLUTION PREVENTION	The Respondent shall contribute the SEP Offset Amount to the Third-Party Recipient named above. The contribution will be to Texas Air Quality Research Center at Lamar University for the Flare Speciation and Air Quality Modeling project to be used as set forth in an agreement between the Third-Party Recipient and the TCEQ. SEP funds will be used for advanced modeling and simulations to identify the VOC species generated and emitted from industrial flares at chemical process facilities under various operating conditions and environmental conditions as well as determine the Combustion Efficiency (CE) and Destruction and Removal Efficiency (DRE). All dollars contributed will be used solely for the direct cost of the project and no portion will be spent on administrative costs. The SEP will be done in accordance with all federal, state and local environmental laws and regulations.	7,680.00	7,680.00					
AQ	38179	Exxon Mobil Corporation	10/15/2010	1.00:1	3,700.00	0.00	1,850.00	1,850.00	1,850.00

* There are Multiple Respondent Names associated to this Case No.

Appendix 6: List of SEP's & SEP Projects - FY2011

Single Program

		POLLUTION PREVENTION	SEP funds will be used to install or retrofit, operate, maintain, and potentially expand air monitoring stations in Harris County to continuously monitor ambient air for total non-methane hydrocarbons and hazardous air pollutants (HAPs). Specifically, SEP funds will be used to purchase equipment (such as automated canister samplers), hardware, software, and licenses to enable the monitoring.				1,850.00	1,850.00	
AQ	38906	XTO Energy Inc.	11/15/2010	1.00:1	237,247.00	0.00	118,624.00	118,623.00	118,623.00
		POLLUTION PREVENTION	The Respondent shall contribute the SEP offset amount to the Third-Party Recipient pursuant to the agreement between the Third-Party Recipient and the TCEQ. Specifically, the contribution will be used to aid local school districts, area transit agencies, and local governments in need of funding assistance to pay for the cost of the following activities to reduce emissions: 1) replacing older diesel buses with alternative fuelled or clean diesel buses; or 2) retrofitting older diesel buses with new, cleaner technology. The funds will be disbursed on a needs-rated basis, using non-attainment area status, condition of buses, and economic status of the recipient as possible rating factors if competition for the funds exists. To maximize funds, retrofitting will take priority over replacement of buses. Older buses deemed not suitable for retrofitting will be permanently retired and sold only for scrap. Acceptable retrofit technologies include particulate matter traps, diesel particulate matter filters, nitrogen oxides (NOx) reduction catalyst technology in combination with diesel particulate filters, and other emission control technologies that are developed and approved by the United States Environmental Protection Agency ("EPA") or the California Air Resources Board.				118,623.00	118,623.00	
AQ	39324	Chevron Phillips Chemical Company LP	10/15/2010	1.00:1	30,000.00	0.00	15,000.00	15,000.00	15,000.00
		POLLUTION PREVENTION	The Respondent shall contribute the SEP offset amount to the Third-Party Recipient named above. The contribution will be to Houston Regional Monitoring Corporation for the HRMC Houston Area Air Monitoring to be used as set forth in an agreement between the Third-Party Recipient and the TCEQ. SEP funds will be used to supplement existing operation of a network of ambient air monitoring stations (designated HRM Sites 1, 3, 4, 7, 8, 10, Wallisville, and Lynchburg Ferry) that continuously measure and record concentrations of ambient air pollutants. Specifically, SEP funds will be used to operate, maintain, and potentially expand portions of the existing ambient air quality monitoring network in the Houston area in order to continue to provide information on data quality and trends to the public, TCEQ, and industry representatives. SEP funds may be used to operate a single monitoring site or multiple sites contingent upon the amount of SEP funds provided. All dollars contributed will be used solely for the direct cost of the project and no portion will be spent on administrative costs. The SEP will be done in accordance with all federal, state and local environmental laws and regulations.				15,000.00	15,000.00	
AQ	40689	Ascend Performance Materials, LLC	08/13/2011	1.00:1	33,200.00	6,640.00	13,280.00	13,280.00	13,280.00
		POLLUTION PREVENTION	The contribution will be used in accordance with the Supplemental Environmental Project Agreement between the Houston-Galveston AERCO and the Texas Commission on Environmental Quality. SEP monies will be used to pay for the cost of replacing older diesel buses with alternative fuelled or clean diesel buses.				13,280.00	13,280.00	
AQ	39093	ConocoPhillips Company	09/26/2010	1.00:1	47,084.00	0.00	23,542.00	23,542.00	23,542.00

* There are Multiple Respondent Names associated to this Case No.

Appendix 6: List of SEP's & SEP Projects - FY2011

Single Program

POLLUTION PREVENTION			<p>The Respondent shall contribute to the Third-Party Recipient pursuant to the agreement between the Third-Party Recipient and the TCEQ. Specifically, the contribution will be used to aid local school districts, area transit agencies, and local governments in need of funding assistance to pay for the cost of the following activities to reduce emissions: 1) replacing older diesel buses with alternative fuelled or clean diesel buses; or 2) retrofitting older diesel buses with new, cleaner technology. The funds will be disbursed on a needs-rated basis, using non-attainment area status, condition of buses, and economic status of the recipient as possible rating factors if competition for the funds exists. To maximize funds, retrofitting will take priority over replacement of buses. Older buses deemed not suitable for retrofitting will be permanently retired and sold only for scrap.</p> <p>Acceptable retrofit technologies include particulate matter traps, diesel particulate matter filters, nitrogen oxides (NOx) reduction catalyst technology in combination with diesel particulate filters, and other emission control technologies that are developed and approved by the United States Environmental Protection Agency ("EPA") or the California Air Resources Board.</p>					23,542.00	23,542.00
AQ	39241	Favelle Favco Cranes USA, Inc.	10/25/2010	1.00:1	3,345.00	669.00	1,338.00	1,338.00	1,338.00
POLLUTION PREVENTION			<p>The Respondent shall contribute to the SEP offset amount to the Third-Party Recipient named above. The contribution will be to Texas Association of Resource Conservation and Development Areas, Inc. to be used for the RC&D Abandoned Tire Clean-Up Program as set forth in an agreement between the Third-Party Recipient and the TCEQ. Specifically, the contribution will be used to clean-up sites where tires have been disposed of illegally. Eligible sites will be limited to those where a responsible party cannot be found and where reasonable efforts have been made to prevent the dumping. SEP monies will be used to pay for the direct cost of collecting and disposing of tires. All dollars contributed will be used solely for the direct cost of the project and no portion will be spent on administrative costs. The SEP will be done in accordance with all federal, state and local environmental laws and regulations.</p>					1,338.00	1,338.00
AQ	39582	Midwest Wood Treating Inc	10/15/2010	1.00:1	12,000.00	2,400.00	4,800.00	4,800.00	4,800.00
POLLUTION PREVENTION			<p>The Respondent shall contribute the SEP offset amount to the Third-Party Recipient named above. The contribution will be to Texas Association of Resource Conservation and Development Areas, Inc. to be used for the RC&D Abandoned Tire Clean-Up Program as set forth in an agreement between the Third-Party Recipient and the TCEQ. Specifically, the contribution will be used to clean-up sites where tires have been disposed of illegally. Eligible sites will be limited to those where a responsible party cannot be found and where reasonable efforts have been made to prevent the dumping. SEP monies will be used to pay for the direct cost of collecting and disposing of tires. All dollars contributed will be used solely for the direct cost of the project and no portion will be spent on administrative costs. The SEP will be done in accordance with all federal, state and local environmental laws and regulations.</p>					4,800.00	4,800.00
AQ	39588	Cimarex Energy Co.	12/04/2010	1.00:1	6,536.00	1,307.00	2,615.00	2,614.00	2,614.00

* There are Multiple Respondent Names associated to this Case No.

Appendix 6: List of SEP's & SEP Projects - FY2011

Single Program

	POLLUTION PREVENTION		The Respondent shall contribute the SEP amount to the Third-Party Recipient named above. The contribution will be to the Southeast Texas Regional Planning Commission to be used for the Southeast Texas Regional Air Monitoring Network Ambient Air Monitoring Station as set forth in agreement between the Third-Party Recipient and the TCEQ. Specifically, the contribution will be used to install, operate, and maintain a stationary ambient air monitoring station in the vicinity of Memorial High School Ninth Grade Campus. The station will employ canister sampling, a hydrocarbon analyzer, and/or a chromatograph. Ancillary equipment will include a sample conditioning system, a ten meter meteorological tower, a climate controlled equipment shelter, a remote communications system, and will have electronic data logging capabilities. The station will continuously sample and analyze the ambient air for a wide range of hydrocarbon species in accordance with Environmental Protection Agency's recommended "TO-14" list. SEP monies will be used for the cost of purchasing, installing, operating, and maintaining the air monitoring station along with its ancillary equipment.				2,614.00	2,614.00	
AQ	40423	Southwest Shipyard, L.P.	03/19/2011	1.00:1	46,900.00	9,380.00	18,760.00	18,760.00	18,760.00
	POLLUTION PREVENTION		The Respondent shall contribute the SEP offset amount to the Third-Party Recipient named above. The contribution will be to Barbers Hill Independent School District for the Alternative Fueled Vehicle and Equipment Program as set forth in an agreement between the Third-Party Recipient and the TCEQ. SEP monies will be used to retire current diesel-powered or gasoline powered vehicles and equipment and replace those vehicles and equipment with alternative-fueled vehicles and equipment; convert current vehicles and equipment to alternative-fueled equipment; or retrofit current gasoline or diesel-powered equipment.				18,760.00	18,760.00	
AQ	39492	ExxonMobil Oil Corporation	10/15/2010	1.00:1	10,000.00	0.00	5,000.00	5,000.00	5,000.00
	POLLUTION PREVENTION		The Respondent shall contribute the SEP offset amount to the Third-Party Recipient named above. The contribution will be to Texas Air Quality Research Center at Lamar University for the Flare Speciation and Air Quality Modeling project to be used as set forth in an agreement between the Third-Party Recipient and the TCEQ. SEP funds will be used for advanced modeling and simulations to identify the VOC species generated and emitted from industrial flares at chemical process facilities under various operating conditions and environmental conditions as well as determine the Combustion Efficiency (CE) and Destruction and Removal Efficiency (DRE). All monies contributed will be used solely for the direct cost of the project and no portion will be spent on administrative costs. The SEP will be done in accordance with all federal, state and local environmental laws and regulations.				5,000.00	5,000.00	
AQ	39538	McWane, Inc.	12/04/2010	1.00:1	73,168.00	14,633.00	29,268.00	29,267.00	29,267.00

* There are Multiple Respondent Names associated to this Case No.

Appendix 6: List of SEP's & SEP Projects - FY2011

Single Program

POLLUTION PREVENTION		<p>The Respondent shall contribute to the Third-Party Recipient pursuant to the agreement between the Third-Party Recipient and the TCEQ. Specifically, the contribution will be used to aid local school districts, area transit agencies, and local governments in need of funding assistance to pay for the cost of the following activities to reduce emissions: 1) replacing older diesel buses with alternative fuelled or clean diesel buses; or 2) retrofitting older diesel buses with new, cleaner technology. The funds will be disbursed on a needs-rated basis, using non-attainment area status, condition of buses, and economic status of the recipient as possible rating factors if competition for the funds exists. To maximize funds, retrofitting will take priority over replacement of buses. Older buses deemed not suitable for retrofitting will be permanently retired and sold only for scrap.</p> <p>Acceptable retrofit technologies include particulate matter traps, diesel particulate matter filters, nitrogen oxides (NOx) reduction catalyst technology in combination with diesel particulate filters, and other emission control technologies that are developed and approved by the United States Environmental Protection Agency ("EPA") or the California Air Resources Board.</p>					29,267.00	29,267.00	
AQ	39194	ExxonMobil Oil Corporation	11/15/2010	1.00:1	132,500.00	26,500.00	53,000.00	53,000.00	53,000.00
POLLUTION PREVENTION		<p>The Respondent shall contribute the SEP offset amount to the Third-Party Recipient named above. The contribution will be to Texas Air Quality Research Center at Lamar University for the Flare Speciation and Air Quality Modeling project to be used as set forth in an agreement between the Third-Party Recipient and the TCEQ. SEP funds will be used for advanced modeling and simulations to identify the VOC species generated and emitted from industrial flares at chemical process facilities under various operating conditions and environmental conditions as well as determine the Combustion Efficiency (CE) and Destruction and Removal Efficiency (DRE). All monies contributed will be used solely for the direct cost of the project and no portion will be spent on administrative costs. The SEP will be done in accordance with all federal, state and local environmental laws and regulations.</p>					53,000.00	53,000.00	
AQ	39998	ExxonMobil Oil Corporation	03/19/2011	1.00:1	20,614.00	0.00	10,307.00	10,307.00	10,307.00
POLLUTION PREVENTION		<p>The Respondent shall contribute the SEP offset amount to the Third-Party Recipient named above. The contribution will be to Texas Air Quality Research Center at Lamar University for the Flare Speciation and Air Quality Modeling project to be used as set forth in an agreement between the Third-Party Recipient and the TCEQ. SEP funds will be used for advanced modeling and simulations to identify the VOC species generated and emitted from industrial flares at chemical process facilities under various operating conditions and environmental conditions as well as determine the Combustion Efficiency (CE) and Destruction and Removal Efficiency (DRE). All monies contributed will be used solely for the direct cost of the project and no portion will be spent on administrative costs. The SEP will be done in accordance with all federal, state and local environmental laws and regulations.</p>					10,307.00	10,307.00	
AQ	40412	ExxonMobil Oil Corporation	04/18/2011	1.00:1	4,082.00	816.00	1,633.00	1,633.00	1,633.00

* There are Multiple Respondent Names associated to this Case No.

Appendix 6: List of SEP's & SEP Projects - FY2011

Single Program

	POLLUTION PREVENTION	SEP funds will be used by the Third-Party Recipient to purchase equipment (such as automated canister samplers), hardware, software, and licenses to enable the monitoring, and for the cost of operating, maintaining, and periodically upgrading or adding to these air monitoring stations along with ancillary equipment approved by TCEQ. Performing Party shall ensure that the data is validated and sent to TCEQ's Leading Environmental Analysis and Display (LEADS) system. All costs associated with the collection, transfer, and formatting of these data to be compatible with the LEADS system is the responsibility of the Third-Party Recipient.	1,633.00	1,633.00					
AQ	40398	Equistar Chemicals, LP	04/18/2011	1.00:1	10,000.00	2,000.00	4,000.00	4,000.00	4,000.00
	POLLUTION PREVENTION	The Respondent will contribute to Barbers Hill Independent School District's ("Barbers Hill ISD") Alternative Fueled Vehicle and Equipment Program in Chambers County. The contribution will be used in accordance with the Supplemental Environmental Project Agreement between Barbers Hill ISD and the Texas Commission on Environmental Quality. SEP monies will be used to retire current diesel-powered or gasoline powered vehicles and equipment and replace those vehicles and equipment with alternative-fueled vehicles and equipment; convert current vehicles and equipment to alternative-fueled equipment; or retrofit current gasoline or diesel-powered equipment. Environmental Benefits: Replacement of gasoline and diesel powered lawnmowers, heavy equipment, and vehicles with lower-emission items will reduce air pollution emissions of particulate matter (PM), volatile organic carbon (VOC) compounds, nitrogen oxides (NOx), and other pollutants associated with the combustion of fuel.					4,000.00	4,000.00	
AQ	39699	E. I. du Pont de Nemours and Company	03/19/2011	1.00:1	43,500.00	8,700.00	17,400.00	17,400.00	17,400.00
	POLLUTION PREVENTION	Respondent shall contribute the SEP Offset Amount to the Third-Party Recipient named above. The contribution will be used by the City of Orange Alternative Fuel Vehicle and Equipment Program as set forth in an agreement between the Third-Party Recipient and the TCEQ. Specifically, the SEP Offset Amount will be used to perform energy efficiency upgrades on public buildings and infrastructure. The SEP Offset Amount may only be used for: 1) the incremental costs of purchase of alternative-fueled or lower emission vehicles or equipment or retrofit of existing vehicles or equipment; 2) the incremental cost of purchase of alternative fuels versus regular gasoline or diesel fuels; or 3) other direct expenses authorized in advance and in writing by TCEQ. The SEP Offset Amount may only be used for the direct cost of performing this project and no portion will be spent on administrative costs.					17,400.00	17,400.00	
AQ	39828	Enterprise Products Operating LLC	03/07/2011	1.00:1	22,150.00	0.00	11,075.00	11,075.00	11,075.00
	POLLUTION PREVENTION	The Respondent shall contribute the SEP offset amount to the Third-Party Recipient named above. The contribution will be to Barbers Hill Independent School District for the Alternative Fueled Vehicle and Equipment Program as set forth in an agreement between the Third-Party Recipient and the TCEQ. SEP monies will be used to retire current diesel-powered or gasoline powered vehicles and equipment and replace those vehicles and equipment with alternative-fueled vehicles and equipment; convert current vehicles and equipment to alternative-fueled equipment; or retrofit current gasoline or diesel-powered equipment. SEP funds will only be used for the incremental costs of purchase of clean fuel or lower-emission vehicles or retrofit of existing vehicles and for the purchase of these cleaner burning fuels.					11,075.00	11,075.00	

* There are Multiple Respondent Names associated to this Case No.

Appendix 6: List of SEP's & SEP Projects - FY2011

Single Program

AQ	39224	Huntsman Petrochemical Corporation	10/25/2010	1.00:1	29,600.00	5,920.00	11,840.00	11,840.00	11,840.00
		POLLUTION PREVENTION	The Respondent shall contribute the SEP Amount to the Third-Party Recipient named above. The contribution will be to the Southeast Texas Regional Planning Commission to be used for the Southeast Texas Regional Air Monitoring Network Ambient Air Monitoring Station as set forth in agreement between the Third-Party Recipient and the TCEQ. Specifically, the contribution will be used to install, operate, and maintain a stationary ambient air monitoring station in the vicinity of Memorial High School Ninth Grade Campus. The station will employ canister sampling, a hydrocarbon analyzer, and/or a chromatograph. Ancillary equipment will include a sample conditioning system, a ten meter meteorological tower, a climate controlled equipment shelter, a remote communications system, and will have electronic data logging capabilities. The station will continuously sample and analyze the ambient air for a wide range of hydrocarbon species in accordance with Environmental Protection Agency's recommended "TO-14" list. SEP monies will be used for the cost of purchasing, installing, operating, and maintaining the air monitoring station along with its ancillary equipment.					11,840.00	11,840.00
AQ	40483	GB Biosciences Corporation	05/08/2011	1.00:1	9,850.00	1,970.00	3,940.00	3,940.00	3,940.00
		POLLUTION PREVENTION	The Respondent will contribute to Barbers Hill Independent School District's ("Barbers Hill ISD") Alternative Fueled Vehicle and Equipment Program in Chambers County. The contribution will be used in accordance with the Supplemental Environmental Project Agreement between Barbers Hill ISD and the Texas Commission on Environmental Quality. SEP monies will be used to retire current diesel-powered or gasoline powered vehicles and equipment and replace those vehicles and equipment with alternative-fueled vehicles and equipment; convert current vehicles and equipment to alternative-fueled equipment; or retrofit current gasoline or diesel-powered equipment. Environmental Benefits: Replacement of gasoline and diesel powered lawnmowers, heavy equipment, and vehicles with lower-emission items will reduce air pollution emissions of particulate matter (PM), volatile organic carbon (VOC) compounds, nitrogen oxides (NOx), and other pollutants associated with the combustion of fuel.					3,940.00	3,940.00
AQ	40954	The Dow Chemical Company	08/13/2011	1.00:1	30,000.00	0.00	15,000.00	15,000.00	15,000.00
		POLLUTION PREVENTION	The contribution will be used in accordance with the Supplemental Environmental Project Agreement between the Houston-Galveston AERCO and the Texas Commission on Environmental Quality. SEP monies will be used to pay for the cost of replacing older diesel buses with alternative fueled or clean diesel buses.					15,000.00	15,000.00
AQ	40641	Equistar Chemicals, LP	06/20/2011	1.00:1	10,000.00	2,000.00	4,000.00	4,000.00	4,000.00

* There are Multiple Respondent Names associated to this Case No.

Appendix 6: List of SEP's & SEP Projects - FY2011

Single Program

	POLLUTION PREVENTION	The Respondent will contribute to Barbers Hill Independent School District's ("Barbers Hill ISD") Alternative Fueled Vehicle and Equipment Program in Chambers County. The contribution will be used in accordance with the Supplemental Environmental Project Agreement between Barbers Hill ISD and the Texas Commission on Environmental Quality. SEP monies will be used to retire current diesel-powered or gasoline powered vehicles and equipment and replace those vehicles and equipment with alternative-fueled vehicles and equipment; convert current vehicles and equipment to alternative-fueled equipment; or retrofit current gasoline or diesel-powered equipment. Environmental Benefits: Replacement of gasoline and diesel powered lawnmowers, heavy equipment, and vehicles with lower-emission items will reduce air pollution emissions of particulate matter (PM), volatile organic carbon (VOC) compounds, nitrogen oxides (NOx), and other pollutants associated with the combustion of fuel.					4,000.00	4,000.00	
AQ	39727	Enterprise Products Operating LLC	12/25/2010	1.00:1	7,296.00	1,459.00	2,919.00	2,918.00	2,918.00
	POLLUTION PREVENTION	The Respondent shall contribute the SEP offset amount to the Third-Party Recipient named above. The contribution will be to Barbers Hill Independent School District for the Alternative Fueled Vehicle and Equipment Program as set forth in an agreement between the Third-Party Recipient and the TCEQ. SEP monies will be used to retire current diesel-powered or gasoline powered vehicles and equipment and replace those vehicles and equipment with alternative-fueled vehicles and equipment; convert current vehicles and equipment to alternative-fueled equipment; or retrofit current gasoline or diesel-powered equipment. SEP funds will only be used for the incremental costs of purchase of clean fuel or lower-emission vehicles or retrofit of existing vehicles and for the purchase of these cleaner burning fuels.						2,918.00	2,918.00
AQ	39305	Valero Refining-Texas, L.P.	10/15/2010	1.00:1	233,000.00	46,600.00	93,200.00	93,200.00	93,200.00
	POLLUTION PREVENTION	The Respondent shall contribute the SEP offset amount to the Third-Party Recipient named above. The contribution will be to Houston-Galveston AERCO for the Clean Cities/Clean Vehicles Program as set forth in an agreement between the Third-Party Recipient and the TCEQ. SEP monies will be used to aid local school districts and area transit agencies in reaching local match requirements mandated by the Federal Highway Administration's ("FHWA") Congestion Mitigation/Air Quality Funding program. SEP monies will be disbursed to school districts and transit agencies in need of funding assistance in the Houston-Galveston non-attainment area. Those SEP monies will be used exclusively by the school districts and transit agencies as supplements to meet the local match requirements of the EPA. SEP monies will be used to pay for the cost of replacing older diesel buses with alternative fueled or clean diesel buses. The old buses will be permanently retired and only sold for scrap. The schools and transit agencies will also use the SEP monies to retrofit more buses to reduce emissions. Houston-Galveston AERCO will send the TCEQ verification in the form of paid invoices and other documentation to show that the retrofits were completed. Retrofit technologies include particulate matter traps, diesel particulate matter filters, NOx reduction catalyst technology in combination with diesel particulate filters, and other emission control technologies that are developed and approved by EPA or the California Air Resources Board.						93,200.00	93,200.00
AQ	37082	OTAL PETROCHEMICALS USA INC.	05/08/2011	1.00:1	130,575.00	0.00	65,288.00	65,287.00	65,287.00

* There are Multiple Respondent Names associated to this Case No.

Appendix 6: List of SEP's & SEP Projects - FY2011

Single Program

	POLLUTION REDUCTION	Project will use funds to aid local school districts, area transit agencies, and local governments in need of funding assistance to pay for the cost of the following activities to reduce emissions: 1) replacing older diesel buses with alternative fueled or clean diesel buses; or 2) retrofitting older diesel buses with new cleaner technology.	32,644.00	32,644.00					
	POLLUTION REDUCTION	Conduct home energy audits and to assist low income residents in the West Port Arthur area in improving their homes' energy efficiency such as by caulking, weatherizing, insulating, and replacing heating and cooling systems and major appliances with new, energy efficient equipment.	32,643.00	32,643.00					
AQ	40389	DCP Midstream, LP	02/05/2011	1.00:1	23,875.00	4,775.00	9,550.00	9,550.00	9,550.00
	POLLUTION PREVENTION	The Respondent shall contribute the SEP offset amount to the Third-Party Recipient named above. The contribution will be to Texas PTA for the Clean School Bus Program as set forth in an agreement between the Third-Party Recipient and the TCEQ. Specifically, the contribution will be used to reimburse local school districts for the cost of the following activities to reduce emissions: 1) replacing older diesel buses with alternative fuelled or clean diesel buses; or 2) retrofitting older diesel buses with new, cleaner technology. All dollars contributed will be used solely for the direct cost of the project and no portion will be spent on administrative costs. The SEP will be done in accordance with all federal, state and local environmental laws and regulations.	9,550.00	9,550.00					
AQ	41116	E. I. du Pont de Nemours and Company	08/13/2011	1.00:1	20,484.00	4,096.00	8,194.00	8,194.00	8,194.00
	POLLUTION PREVENTION	Respondent shall contribute the SEP Offset Amount to the Third-Party Recipient named above. The contribution will be used by the City of Orange Alternative Fuel Vehicle and Equipment Program as set forth in an agreement between the Third-Party Recipient and the TCEQ. Specifically, the SEP Offset Amount will be used to perform energy efficiency upgrades on public buildings and infrastructure. The SEP Offset Amount may only be used for: 1) the incremental costs of purchase of alternative-fueled or lower emission vehicles or equipment or retrofit of existing vehicles or equipment; 2) the incremental cost of purchase of alternative fuels versus regular gasoline or diesel fuels; or 3) other direct expenses authorized in advance and in writing by TCEQ. The SEP Offset Amount may only be used for the direct cost of performing this project and no portion will be spent on administrative costs.	8,194.00	8,194.00					
AQ	37885	OTAL PETROCHEMICALS USA INC.	12/25/2010	1.00:1	13,275.00	2,655.00	5,310.00	5,310.00	5,310.00
	POLLUTION PREVENTION	The Respondent will contribute to Barbers Hill Independent School District's ("Barbers Hill ISD") Energy Efficiency in Chambers County. The contribution will be used in accordance with the Supplemental Environmental Project Agreement between Barbers Hill ISD and the Texas Commission on Environmental Quality. SEP monies will be used to perform energy efficiency upgrades on public buildings and infrastructure. Specifically, the SEP funds may only be used for: 1) the cost of conducting energy efficiency audits; 2) the incremental cost for construction or implementation of energy-efficiency upgrades; 3) the incremental cost of the purchase of more energy-efficient equipment or appliances; and/or 4) or other direct costs authorized in advance by TCEQ.	5,310.00	5,310.00					
AQ	40962	LANXESS Corporation	07/31/2011	1.00:1	8,260.00	1,652.00	3,304.00	3,304.00	3,304.00

* There are Multiple Respondent Names associated to this Case No.

Appendix 6: List of SEP's & SEP Projects - FY2011

Single Program

	POLLUTION PREVENTION	Specifically, the SEP Offset Amount will be used to perform energy efficiency upgrades on public buildings and infrastructure. The SEP Offset Amount may only be used for: (1) the cost of conducting energy efficiency audits; (2) the incremental cost for construction or implementation of energy-efficiency upgrades (versus the cost of non-energy efficiency upgrades); (3) the incremental cost of purchase of equipment or appliances that are more energy-efficient (versus the cost of purchasing non-energy efficient equipment or appliances); or (4) other direct costs authorized in advance by TCEQ. The SEP Offset Amount may only be used for the direct cost of performing this project and no portion will be spent on administrative costs. For items 2, 3, and 4 above, Performing Party shall submit a budget and proposals for expenditure to TCEQ for written approval prior to the use of SEP Funds. Modifications may include but are not limited to weatherization; energy-reduction modifications such as building envelope upgrades (cool roofs, exterior shading, optimized insulation and air sealing); installation of high-efficiency lighting fixtures and occupancy sensors for both lighting and HVAC; high-efficiency demand-controlled ventilation and energy-efficient boilers; more efficient exterior lighting and energy-efficient office equipment; replacing heating, ventilation, and cooling (HVAC) systems with more efficient boilers, motors, and variable-speed drives; reducing energy and maintenance costs by installing centralized energy management systems; lowering electric lighting and cooling loads and boosting productivity through increased use of daylighting; installation of LED traffic lights; and use of renewable energy sources. Performing Party shall quantify the environmental benefit of each project and submit the results of those calculations to TCEQ within 90 days of completion of each project.					3,304.00	3,304.00	
AQ	39284	Aruba Petroleum, INC.	03/07/2011	1.00:1	35,500.00	0.00	0.00	35,500.00	35,500.00
	POLLUTION PREVENTION	SEP funds will be used to construct, operate, maintain, and potentially expand a network of continuous ambient monitoring stations ("CAMS") that monitor both air toxics and ozone precursors.						35,500.00	35,500.00
AQ	39490	Shell Chemical LP *	02/05/2011	1.00:1	40,000.00	0.00	20,000.00	20,000.00	20,000.00
	POLLUTION PREVENTION	The Respondents shall contribute the SEP offset amount to the Third-Party Recipient named above. The contribution will be to Houston Regional Monitoring Corporation for the HRMC Houston Area Air Monitoring to be used as set forth in an agreement between the Third-Party Recipient and the TCEQ. SEP funds will be used to supplement existing operation of a network of ambient air monitoring stations (designated HRM Sites 1, 3, 4, 7, 8, 10, Wallisville, and Lynchburg Ferry) that continuously measure and record concentrations of ambient air pollutants. Specifically, SEP funds will be used to operate, maintain, and potentially expand portions of the existing ambient air quality monitoring network in the Houston area in order to continue to provide information on data quality and trends to the public, TCEQ, and industry representatives. SEP funds may be used to operate a single monitoring site or multiple sites contingent upon the amount of SEP funds provided. All dollars contributed will be used solely for the direct cost of the project and no portion will be spent on administrative costs. The SEP will be done in accordance with all federal, state and local environmental laws and regulations.						20,000.00	20,000.00
AQ	39238	Motiva Enterprises LLC	10/25/2010	1.00:1	97,167.00	19,433.00	38,867.00	38,867.00	38,867.00

* There are Multiple Respondent Names associated to this Case No.

Appendix 6: List of SEP's & SEP Projects - FY2011

Single Program

	POLLUTION PREVENTION	The Respondent shall contribute the SEP amount to the Third-Party Recipient named above. The contribution will be to the Southeast Texas Regional Planning Commission to be used for the West Port Arthur Home Energy Efficiency Program as set forth in the agreement between the Third-Party Recipient and the TCEQ. Specifically, the Performing Party shall use SEP funds to assist low-income residents in the West Port Arthur area by: 1) conducting home energy audits; 2) weatherizing homes to improve energy efficiency; and/or 3) repairing or replacing heating/cooling systems and major appliances with new, energy-efficient equipment. Weatherizing homes may include costs of caulking openings as well as insulating walls, floors, and attics in homes. Any heating/cooling systems or major appliances that are replaced must be scrapped and must not be reused in any way. Performing Party shall use consistent and reliable criteria for determining the low-income status of residents assisted with SEP funds.					38,867.00	38,867.00	
AQ	39978	Flint Hills Resources, LP	02/20/2011	1.00:1	28,350.00	5,670.00	11,340.00	11,340.00	11,340.00
	POLLUTION PREVENTION	The Respondent shall contribute the SEP amount to the Third-Party Recipient named above. The contribution will be to the Southeast Texas Regional Planning Commission to be used for the West Port Arthur Home Energy Efficiency Program as set forth in the agreement between the Third-Party Recipient and the TCEQ. Specifically, the Performing Party shall use SEP funds to assist low-income residents in the West Port Arthur area by: 1) conducting home energy audits; 2) weatherizing homes to improve energy efficiency; and/or 3) repairing or replacing heating/cooling systems and major appliances with new, energy-efficient equipment. Weatherizing homes may include costs of caulking openings as well as insulating walls, floors, and attics in homes. Any heating/cooling systems or major appliances that are replaced must be scrapped and must not be reused in any way. Performing Party shall use consistent and reliable criteria for determining the low-income status of residents assisted with SEP funds.					11,340.00	11,340.00	
AQ	39751	Flint Hills Resources, LP	02/05/2011	1.00:1	70,382.00	0.00	35,191.00	35,191.00	35,191.00
	POLLUTION PREVENTION	The Respondent shall contribute the SEP amount to the Third-Party Recipient named above. The contribution will be to the Southeast Texas Regional Planning Commission to be used for the West Port Arthur Home Energy Efficiency Program as set forth in the agreement between the Third-Party Recipient and the TCEQ. Specifically, the Performing Party shall use SEP funds to assist low-income residents in the West Port Arthur area by: 1) conducting home energy audits; 2) weatherizing homes to improve energy efficiency; and/or 3) repairing or replacing heating/cooling systems and major appliances with new, energy-efficient equipment. Weatherizing homes may include costs of caulking openings as well as insulating walls, floors, and attics in homes. Any heating/cooling systems or major appliances that are replaced must be scrapped and must not be reused in any way. Performing Party shall use consistent and reliable criteria for determining the low-income status of residents assisted with SEP funds.					35,191.00	35,191.00	
AQ	40750	Huntsman Petrochemical Corporation	07/31/2011	1.00:1	20,000.00	0.00	10,000.00	10,000.00	10,000.00

* There are Multiple Respondent Names associated to this Case No.

Appendix 6: List of SEP's & SEP Projects - FY2011

Single Program

	POLLUTION PREVENTION	Respondent shall contribute the SEP Offset Amount to the Third-Party Recipient named above. The contribution will be to Texas Air Research Center for the Flare Minimization and Air Quality Modeling project. The contribution will be used in accordance with the Supplemental Environmental Project executed on October 30, 2009, between the Third-Party Recipient and the TCEQ (the "Project"). Specifically, the SEP Offset Amount will be used for advanced modeling involving utilizing optimization and plant-wide dynamic simulation to cause reductions in flaring during turnaround operations at industrial facilities. Flaring during turnaround operations (startups and shutdowns) at industrial facilities is a substantial source of both volatile organic compounds (VOCs) and highly reactive volatile organic compounds (HRVOCs), and flaring results in considerable loss of energy and resources. Reductions in VOC and HRVOC emissions are expected to occur primarily through reducing the duration of turnarounds and through recycling or reuse of materials that would otherwise be flared. All dollars contributed will be used solely for the direct cost of the Project and no portion will be spent on administrative costs. The SEP will be done in accordance with all federal, state, and local environmental laws and regulations.	10,000.00	10,000.00					
AQ	40884	The Lubrizol Corporation	07/02/2011	1.00:1	17,450.00	3,490.00	6,980.00	6,980.00	6,980.00
	POLLUTION PREVENTION	Project will fuse funds to aid local school districts, area transit agencies, and local governments in need of funding assistance to pay for the cost of the following activities to reduce emissions: 1) replacing older diesel buses with alternative fueled or clean diesel buses; or 2) retrofitting older diesel buses with new cleaner technology. RC&D shall disburse funds to school districts, area transit agencies, or local governments on a needs-rated basis, using non-attainment area status, condition of buses, or economic status of recipient as possible rating factors if competition for funds exists. Minimum Contribution: \$1,500					6,980.00	6,980.00	
AQ	41247	Huntsman Petrochemical Corporation	08/27/2011	1.00:1	20,000.00	4,000.00	8,000.00	8,000.00	8,000.00
	POLLUTION PREVENTION	Respondent shall contribute the SEP Offset Amount to the Third-Party Recipient named above. The contribution will be to Texas Air Research Center for the Flare Minimization and Air Quality Modeling project. The contribution will be used in accordance with the Supplemental Environmental Project executed on October 30, 2009, between the Third-Party Recipient and the TCEQ (the "Project"). Specifically, the SEP Offset Amount will be used for advanced modeling involving utilizing optimization and plant-wide dynamic simulation to cause reductions in flaring during turnaround operations at industrial facilities. Flaring during turnaround operations (startups and shutdowns) at industrial facilities is a substantial source of both volatile organic compounds (VOCs) and highly reactive volatile organic compounds (HRVOCs), and flaring results in considerable loss of energy and resources. Reductions in VOC and HRVOC emissions are expected to occur primarily through reducing the duration of turnar					8,000.00	8,000.00	
AQ	41099	Flint Hills Resources Port Arthur, LLC	08/27/2011	1.00:1	10,000.00	2,000.00	4,000.00	4,000.00	4,000.00
	POLLUTION PREVENTION	Conduct home energy audits and to assist low income residents in the West Port Arthur area in improving their homes' energy efficiency such as by caulking, weatherizing, insulating, and replacing heating and cooling systems and major appliances with new, energy efficient equipment.					4,000.00	4,000.00	

* There are Multiple Respondent Names associated to this Case No.

Appendix 6: List of SEP's & SEP Projects - FY2011

Single Program

AQ	41110	Chevron Phillips Chemical Company LP	08/13/2011	1.00:1	70,000.00	0.00	35,000.00	35,000.00	35,000.00
		POLLUTION PREVENTION	SEP Funds will be used to conduct home energy audits, to make repairs and upgrades to older homes, and to cover the incremental cost of replacing older energy-inefficient appliances with more energy-efficient ones for low-income homeowners in the West Port Arthur area. This project is an pollution reduction project that will result in a reduction of air pollutants in the airshed.					35,000.00	35,000.00
AQ	39390	Exxon Mobil Corporation	10/25/2010	1.00:1	40,000.00	0.00	20,000.00	20,000.00	20,000.00
		POLLUTION PREVENTION	The Respondent shall contribute the SEP offset amount to the Third-Party Recipient named above. The contribution will be to Houston Regional Monitoring Corporation for the HRMC Houston Area Air Monitoring to be used as set forth in an agreement between the Third-Party Recipient and the TCEQ. SEP funds will be used to supplement existing operation of a network of ambient air monitoring stations (designated HRM Sites 1, 3, 4, 7, 8, 10, Wallisville, and Lynchburg Ferry) that continuously measure and record concentrations of ambient air pollutants. Specifically, SEP funds will be used to operate, maintain, and potentially expand portions of the existing ambient air quality monitoring network in the Houston area in order to continue to provide information on data quality and trends to the public, TCEQ, and industry representatives. SEP funds may be used to operate a single monitoring site or multiple sites contingent upon the amount of SEP funds provided. All dollars contributed will be used solely for the direct cost of the project and no portion will be spent on administrative costs. The SEP will be done in accordance with all federal, state and local environmental laws and regulations.					20,000.00	20,000.00
AQ	40180	OTAL PETROCHEMICALS USA INC.	07/31/2011	1.00:1	213,972.00	42,794.00	85,589.00	85,589.00	85,589.00
		POLLUTION PREVENTION	SEP funds will be used by the Third-Party Recipient to purchase equipment (such as automated canister samplers), hardware, software, and licenses to enable the monitoring, and for the cost of operating, maintaining, and periodically upgrading or adding to these air monitoring stations along with ancillary equipment approved by TCEQ. Performing Party shall ensure that the data is validated and sent to TCEQ's Leading Environmental Analysis and Display (LEADS) system. All costs associated with the collection, transfer, and formatting of these data to be compatible with the LEADS system is the responsibility of the Third-Party Recipient.					85,589.00	85,589.00
AQ	38941	Exxon Mobil Corporation	03/19/2011	1.00:1	6,325.00	0.00	3,163.00	3,162.00	3,162.00
		POLLUTION REDUCTION	Respondent shall contribute the SEP offset Amount to the Third-Party Administrator named above. The contribution will be to Barbers Hill Independent School District (Barbers Hill ISD) for the Vehicle and Equipment Program. The contribution will be used in accordance with the Supplemental Environmental Project between Barbers Hill ISD and the Texas Commission on Environmental Quality (TCEQ). The Third-Party Administrator shall 1) retire current diesel-powered or gasoline-powered vehicles and equipment and replace those vehicles and equipment with alternative-fueled or low-emission vehicles/equipment; 2) convert current vehicles and equipment to alternative-fueled vehicles/equipment; or 3) retrofit current gasoline-powered and diesel-powered vehicles and equipment to decrease emissions from those sources.					3,162.00	3,162.00
AQ	39247	E. I. du Pont de Nemours and Company	11/15/2010	1.00:1	30,050.00	6,010.00	12,020.00	12,020.00	12,020.00

* There are Multiple Respondent Names associated to this Case No.

Appendix 6: List of SEP's & SEP Projects - FY2011

Single Program

	POLLUTION PREVENTION	The Respondent shall contribute the SEP Offset Amount to the Third-Party Recipient named above. The contribution will be to Texas Air Quality Research Center at Lamar University for the Flare Speciation and Air Quality Modeling project to be used as set forth in an agreement between the Third-Party Recipient and the TCEQ. SEP funds will be used for advanced modeling and simulations to identify the VOC species generated and emitted from industrial flares at chemical process facilities under various operating conditions and environmental conditions as well as determine the Combustion Efficiency (CE) and Destruction and Removal Efficiency (DRE). All dollars contributed will be used solely for the direct cost of the project and no portion will be spent on administrative costs. The SEP will be done in accordance with all federal, state and local environmental laws and regulations.					12,020.00	12,020.00	
AQ	40212	City of Fort Worth	03/19/2011	1.00:1	15,900.00	3,180.00	0.00	12,720.00	12,720.00
	POLLUTION PREVENTION	The Respondent shall contribute to the Third-Party Recipient pursuant to the agreement between the Third-Party Recipient and the TCEQ. Specifically, the contribution will be used to aid local school districts, area transit agencies, and local governments in need of funding assistance to pay for the cost of the following activities to reduce emissions: 1) replacing older diesel buses with alternative fuelled or clean diesel buses; or 2) retrofitting older diesel buses with new, cleaner technology. The funds will be disbursed on a needs-rated basis, using non-attainment area status, condition of buses, and economic status of the recipient as possible rating factors if competition for the funds exists. To maximize funds, retrofitting will take priority over replacement of buses. Older buses deemed not suitable for retrofitting will be permanently retired and sold only for scrap.						12,720.00	12,720.00
AQ	39330	Exxon Mobil Corporation	09/26/2010	1.00:1	10,000.00	2,000.00	4,000.00	4,000.00	4,000.00
	POLLUTION PREVENTION	The Respondent shall contribute the SEP Offset Amount to the Third-Party Recipient named above. The contribution will be to Barbers Hill Independent School District for the Alternative Fueled Vehicle and Equipment Program as set forth in an agreement between the Third-Party Recipient and the TCEQ. SEP monies will be used to retire current diesel-powered or gasoline powered vehicles and equipment and replace those vehicles and equipment with alternative-fueled vehicles and equipment; convert current vehicles and equipment to alternative-fueled equipment; or retrofit current gasoline or diesel-powered equipment. SEP Funds will only be used for the incremental costs of purchase of clean fuel or lower-emission vehicles or retrofit of existing vehicles and for the purchase of these cleaner burning fuels.						4,000.00	4,000.00
AQ	39952	INEOS USA LLC	03/07/2011	1.00:1	70,000.00	0.00	35,000.00	35,000.00	35,000.00

* There are Multiple Respondent Names associated to this Case No.

Appendix 6: List of SEP's & SEP Projects - FY2011

Single Program

	POLLUTION PREVENTION	The Respondent shall contribute the SEP offset amount to the Third-Party Recipient named above. The contribution will be used by Brazoria County for the Brazoria County Vehicle and Equipment Program as set forth in an agreement between the Third-Party Recipient and the TCEQ. The Third-Party Recipient shall use SEP funds to: 1) retire current diesel powered or gasoline-powered vehicles and equipment and replace those vehicles and equipment with alternative-fueled or low-emission vehicles or equipment; 2) convert current vehicles and equipment to alternative-fueled vehicles or equipment; or 3) retrofit current gasoline-powered and diesel-powered vehicles and equipment to decrease emissions from those sources. SEP funds may only be used for: 1) the incremental costs of purchase of alternative-fueled or lower emission vehicles or equipment or retrofit of existing vehicles or equipment; 2) the incremental cost of purchase of alternative fuels versus regular gasoline or diesel fuels; or 3) other direct expenses authorized in advance and in writing by TCEQ.	35,000.00	35,000.00					
AQ	39514	Chevron Phillips Chemical Company LP	02/05/2011	1.00:1	527,900.00	105,580.00	211,160.00	211,160.00	211,160.00
	POLLUTION PREVENTION	The Respondent shall contribute the SEP offset amount to the Third-Party Recipient named above. The contribution will be to Houston Regional Monitoring Corporation for the HRMC Houston Area Air Monitoring to be used as set forth in an agreement between the Third-Party Recipient and the TCEQ. SEP funds will be used to supplement existing operation of a network of ambient air monitoring stations (designated HRM Sites 1, 3, 4, 7, 8, 10, Wallisville, and Lynchburg Ferry) that continuously measure and record concentrations of ambient air pollutants. Specifically, SEP funds will be used to operate, maintain, and potentially expand portions of the existing ambient air quality monitoring network in the Houston area in order to continue to provide information on data quality and trends to the public, TCEQ, and industry representatives. SEP funds may be used to operate a single monitoring site or multiple sites contingent upon the amount of SEP funds provided. All dollars contributed will be used solely for the direct cost of the project and no portion will be spent on administrative costs. The SEP will be done in accordance with all federal, state and local environmental laws and regulations.	211,160.00	211,160.00					
AQ	40418	Shell Oil Company	06/20/2011	1.00:1	10,000.00	2,000.00	4,000.00	4,000.00	4,000.00
	POLLUTION PREVENTION	The Respondent will contribute to Barbers Hill Independent School District's ("Barbers Hill ISD") Alternative Fueled Vehicle and Equipment Program in Chambers County. The contribution will be used in accordance with the Supplemental Environmental Project Agreement between Barbers Hill ISD and the Texas Commission on Environmental Quality. SEP monies will be used to retire current diesel-powered or gasoline powered vehicles and equipment and replace those vehicles and equipment with alternative-fueled vehicles and equipment; convert current vehicles and equipment to alternative-fueled equipment; or retrofit current gasoline or diesel-powered equipment. Environmental Benefits: Replacement of gasoline and diesel powered lawnmowers, heavy equipment, and vehicles with lower-emission items will reduce air pollution emissions of particulate matter (PM), volatile organic carbon (VOC) compounds, nitrogen oxides (NOx), and other pollutants associated with the combustion of fuel.	4,000.00	4,000.00					
AQ	40922	FAMCOR Oil, Inc.	07/31/2011	1.00:1	30,000.00	6,000.00	12,000.00	12,000.00	12,000.00

* There are Multiple Respondent Names associated to this Case No.

Appendix 6: List of SEP's & SEP Projects - FY2011

Single Program

		POLLUTION PREVENTION	The contribution will be used in accordance with the Supplemental Environmental Project Agreement between the Houston-Galveston AERCO and the Texas Commission on Environmental Quality. SEP monies will be used to pay for the cost of replacing older diesel buses with alternative fueled or clean diesel buses.	12,000.00	12,000.00			
IHW	38579	US Ecology Texas, Inc.	12/25/2010	1.00:1	54,600.00	10,920.00	21,840.00	21,840.00
		POLLUTION PREVENTION	The Respondent shall contribute the SEP offset amount to the Third-Party Recipient named above. The contribution will be to Texas Association of Resource Conservation and Development Areas, Inc. to be used for the RC&D Water or Wastewater Treatment Assistance Program as set forth in an agreement between the Third-Party Recipient and the TCEQ. Specifically, the contribution will be used to provide low income rural homeowners with assistance to enable the repair or replacement of their failing on-site wastewater systems. SEP monies will be used to pay for the labor and materials costs related to repairing or replacing the failing systems. The recipients will not be charged for the cost of replacing or repairing the failing systems.	21,840.00	21,840.00			
IHW	40362	Munro Dry Cleaning Company	05/08/2011	1.00:1	6,525.00	1,305.00	2,610.00	2,610.00
		POLLUTION PREVENTION	Project will coordinate with city and/or county government for hte clean up of sites where trash and debris has been disposed of illegally. Eligible sites will be limited to those where a responsible party can not be identified, there is no preexisting obligation to clean up the site by the owner or the government, and reasonable efforts have already been taken to prevent the dumping. SEP funds shall be used for the direct cost of collection and disposal of the trash and debris. Benefit: Help rid communities of the dangers and health threats associated with non-regulated trash dumps which contaminate air and water, and harbor disease carrying animals and insects.	2,610.00	2,610.00			
IHW	39340	Cemex Cement of Texas, L.P. *	08/27/2011	1.00:1	23,850.00	0.00	11,925.00	11,925.00
		CLEAN UP	Respondent shall coordinate with local city and county government officials and private entities to clean up sites where tires have been disposed of illegally, or to conduct tire collection events where residents will be able to drop off tires for proper disposal or recycling. Eligible tire cleanup sites will be limited to areas where a responsible party cannot be identified or where there is no preexisting obligation to clean up the site by the owner or government and where reasonable efforts have been made to prevent the dumping. SEP monies will be used for the direct cost of collection and disposal of tires and debris.	11,925.00	11,925.00			
IHW	37853	Momentive Specialty Chemicals, Inc.	10/15/2010	1.00:1	79,600.00	0.00	39,800.00	39,800.00
		POLLUTION PREVENTION	Project shall coordinate collection events for local residents to bring in household hazardous waste such as paint, thinners, pesticides, oil and gas, corrosive cleaners, and fertilizers for proper disposal. Where available, the projects may also offer electronics collection and recycling. SEP funds shall be used for collection, recycling and disposal.	19,900.00	19,900.00			

* There are Multiple Respondent Names associated to this Case No.

Appendix 6: List of SEP's & SEP Projects - FY2011

Single Program

	CLEAN UP	Respondent shall contribute to Third Party Recipient and contribution will be used to clean up sites where tires have been disposed of illegally. The SEP Offset Amount will be used to pay for the labor and disposal costs associated with proper clean up and disposal of abandoned tires. Eligible cleanup sites will be limited to those where a responsible party cannot be found and where reasonable efforts have been made to prevent the dumping. Any SEP Offset Amount remaining after completion of this project may, upon approval of the Executive Director, be applied to another approved RC&D project. Respondent shall also contribute to Third Party Recipient for Household Hazardous Waste collection whereby residents shall be allowed to bring household hazardous waste to the collection site for proper disposal. Specifically, the SEP Offset Amount will pay for the labor and disposal costs associated with properly disposing of paint, thinners, pesticides, oil and gas, corrosive cleaners, fertilizers, and other wastes. Citizens will not be charged disposal fees. The project will be administered in accordance with TCEQ guidance on household hazardous waste and in compliance with federal, state, and local environmental laws and regulations.					19,900.00	19,900.00	
IHW	40588	Diamond Shamrock Refining Company, L.P.	08/27/2011	1.00:1	103,075.00	20,615.00	41,230.00	41,230.00	41,230.00
	POLLUTION PREVENTION	Project will repair or replace failing water systems or on-site wastewater systems for low-income homeowners. SEP funds will be used to pay for the labor and material costs related to repairing or replacing the failing systems. The recipients will not be charged for the cost of replacing or repairing the failing system. Benefit: Protect water sources for drinking, recreation and wildlife from contamination from the failing treatment systems; protect public health from contaminated drinking water supplies. Eligible Counties: Statewide Minimum Contribution: \$2,000					41,230.00	41,230.00	
IHW	40000	Formosa Plastics Corporation, Texas	02/20/2011	1.00:1	67,675.00	13,535.00	27,070.00	27,070.00	27,070.00
	POLLUTION PREVENTION	The Respondent shall contribute the SEP Offset Amount to the Third-Party Recipient named above. The contribution will be to the National Audubon Society for the Sundown Sanctuary Island Anti-erosion, Re-vegetation and Pest Control Project. The Sundown Island and four other small coastal islands located off Port O'Connor are major sites for nesting colonial waterbirds. These islands are increasingly subject to erosion and consequent land loss due to an increasing number of vessels, storm winds and surges, etc. Texas coastal sanctuary islands in this area host one of the largest roseate spoonbill, reddish egret and brown pelican colonies in the U.S. Colonial. The SEP offset amount will be used to restore the size of the islands utilizing dredge spoil, conduct re-vegetation using native plants, and treat vegetation to control pest populations. The SEP will be done in accordance with all federal, state and local environmental laws and regulations. All dollars contributed will be used solely for the direct cost of the project and no portion will be spent on administrative costs. The Respondent shall not profit from this SEP in any manner. The Respondent certifies that it has no prior commitment to make this contribution and that it is being done solely in an effort to settle this enforcement action.					27,070.00	27,070.00	
IHW	40327	Shell Oil Company	05/08/2011	1.00:1	97,020.00	19,404.00	38,808.00	38,808.00	38,808.00

* There are Multiple Respondent Names associated to this Case No.

Appendix 6: List of SEP's & SEP Projects - FY2011

Single Program

POLLUTION PREVENTION			Contributions will be used in accordance with the Supplemental Environmental Project Agreement between the Armand Bayou Nature Center and the Texas Commission on Environmental Quality. The tallgrass prairie was once a common ecosystem in Texas and the United States. Today more than 99% of this habitat has been lost and the remainder is highly fragmented and severely threatened by exotic species and development. Prescribed burning is one stewardship tool used to maintain a tallgrass prairie ecosystem. If the prairie is not maintained, it can be destroyed by invasive species which primarily include the Chinese Tallow tree and other woody plants. Historically, prairies were managed by grazing, natural fires set by lightning, or fires set by Native Americans to aid in their hunter-gatherer lifestyle. ABNC must employ prescribed burning methods and can not use more natural stewardship tools due to its location in the center of a highly urbanized and industrialized area. ABNC=s stewards					38,808.00	38,808.00
IHW	39785	Intergulf Corporation	08/27/2011	1.00:1	52,600.00	0.00	26,300.00	26,300.00	26,300.00
ENVIRONMENTAL ENHANCEMENT			The Respondent shall contribute to the SEP offset amount to the Third-Party Recipient named above. The contribution will be to Armand Bayou Nature Center to be used for the Coastal Tall Grass Management-Prescribed Burn Program and Prairie Restoration Project Program as set forth in an agreement between the Third-Party Recipient and the TCEQ. Specifically, the contribution will be used to pay for the labor and materials costs associated with conducting prescribed burns, removing non-native trees, and for planting native trees and plants. The Respondent certifies that there is no prior commitment to do this project and that it is being performed solely in an effort to settle this enforcement action.					13,150.00	13,150.00
ENVIRONMENTAL ENHANCEMENT			the SEP Offset Amount will be used to restore shoreline elevations, grow plants for shoreline restoration, and plant new habitat. Historic subsidence and erosion have resulted in shoreline elevations which are too low to support vegetation. This project will seek to raise elevations by scraping and terracing. Scraping involves the use of earthmoving equipment to grade an eroded, bluff-like shoreline so that it slopes gradually towards the water resulting in the ability of plant growth. Terracing uses earthmoving equipment to create small levees by burrowing and stacking sediment in shallow water. The higher elevation can then be planted with emergent vegetation. The SEP Offset Amount will be used to pay for the direct cost of the implementation of the project, including material, equipment and labor costs.					13,150.00	13,150.00
IHW	38720	Exxon Mobil Corporation	02/05/2011	1.00:1	69,600.00	13,920.00	27,840.00	27,840.00	27,840.00
POLLUTION PREVENTION			The Respondent shall contribute the SEP offset amount to the Third-Party Recipient named above. The contribution will be to Texas Association of Resource Conservation and Development Areas, Inc. to be used for the RC&D Water or Wastewater Treatment Assistance Program as set forth in an agreement between the Third-Party Recipient and the TCEQ. Specifically, the contribution will be used to provide low income rural homeowners with assistance to enable the repair or replacement of their failing on-site wastewater systems. SEP monies will be used to pay for the labor and materials costs related to repairing or replacing the failing systems. The recipients will not be charged for the cost of replacing or repairing the failing systems.					27,840.00	27,840.00
IHW	40762	Holly Energy Partners - Operating, L.P.	07/02/2011	1.00:1	30,350.00	6,070.00	12,140.00	12,140.00	12,140.00

* There are Multiple Respondent Names associated to this Case No.

Appendix 6: List of SEP's & SEP Projects - FY2011

Single Program

		POLLUTION PREVENTION	Project will repair or replace failing water systmes or on-site wastewater systems for low-income homeowners. SEP funds will be used to pay for the labor and material costs related to repairing or replacing the failing systems. The recipients will not be charged for the cost of replacing or repairing the failing system. Benefit: Protect water sources for drinking, recreation and wildlife from contamination from the failing treatment systems; protect public health from contaminated drinking water supplies. Eligible Counties: Statewide Minimum Contribution: \$2,000	12,140.00	12,140.00				
IHW	38848	Southwest Shipyard, L.P.	09/26/2010	1.00:1	397,856.00	79,571.00	159,143.00	159,142.00	159,142.00
		POLLUTION PREVENTION	The Respondent shall contribute the SEP offset amount to the Third-Party Recipient named above. The contribution will be to Armand Bayou Nature Center to be used for the Coastal Tall Grass Management-Prescribed Burn Program and Prairie Restoration Project Program as set forth in an agreement between the Third-Party Recipient and the TCEQ. Specifically, the contribution will be used to pay for the labor and materials costs associated with conducting prescribed burns, removing non-native trees, and for planting native trees and plants.					159,142.00	159,142.00
IHW	36502	Valero Refining-Texas, L.P.	10/15/2010	1.00:1	38,688.00	0.00	19,344.00	19,344.00	19,344.00
		POLLUTION REDUCTION	Performing Party is developing a 162-acre nature park on the shores of Oso Bay (the "Property"). The Oso Conservation Interpretive Park will include a nature center building, interpretive trails, and significant habitat for wildlife (enhanced through wetland construction, wetland restoration, and invasive species control). The Property already contains wetlands, although some of the wetland complexes have been degraded due to poor rangeland management. Performing Party shall use SEP Funds to assist in developing the park and the nature center building to the U.S. Green Building Council's LEED (Leadership in Energy and Environmental Design (LEED) Green Building Rating System) standards.					19,344.00	19,344.00
MSW	40927	City of Big Lake	07/31/2011	1.00:1	3,937.00	787.00	0.00	3,150.00	3,150.00
		POLLUTION PREVENTION	Project will repair or replace failing water systmes or on-site wastewater systems for low-income homeowners. SEP funds will be used to pay for the labor and material costs related to repairing or replacing the failing systems. The recipients will not be charged for the cost of replacing or repairing the failing system. Benefit: Protect water sources for drinking, recreation and wildlife from contamination from the failing treatment systems; protect public health from contaminated drinking water supplies. Eligible Counties: Statewide Minimum Contribution: \$2,000					3,150.00	3,150.00
MSW	39780	City of Newton	05/08/2011	1.00:1	7,000.00	1,400.00	0.00	5,600.00	5,600.00
		POLLUTION REDUCTION	Respondent shall perform an illegal trash dump cleanup along Meek Street between MLK Street and State Highway 87 and also along Sylvester Street northwest of MLK Street (the "project") in Newton County, Texas. The project will utilize city crews and heavy equipment to collect and haul away discarded miscellaneous household items such as dilapidated furniture, broken appliances from the two sites. The collected waste will be transported to the Dewey Solid Waste Landfill, in Deweyville, Newton County, Texas.					5,600.00	5,600.00
MSW	35798	City of Kingsville	12/25/2010	1.00:1	80,625.00	0.00	0.00	80,625.00	80,625.00

* There are Multiple Respondent Names associated to this Case No.

Appendix 6: List of SEP's & SEP Projects - FY2011

Single Program

	POLLUTION PREVENTION	The Respondent shall contribute the SEP amount to the Third-Party Recipient pursuant to the agreement between the Third-Party Recipient and the TCEQ. Specifically, the contribution will be used to provide local residents with a means of properly disposing household hazardous wastes such as paint, thinners, pesticides, oil and gas, corrosive cleaners, and fertilizers in one day collection events. SEP monies will be used to pay for the associated labor, materials, and disposal costs. Citizens will not be charged disposal fees. The project is administered in accordance with TCEQ guidance on household hazardous waste and in compliance with federal, state, and local environmental laws and regulations. All dollars contributed will be used solely for the direct cost of the project and no portion will be spent on administrative costs.	40,312.00	40,312.00					
	POLLUTION PREVENTION	The Respondent shall contribute to the SEP offset amount to the Third-Party Recipient named above. The contribution will be to Texas Association of Resource Conservation and Development Areas, Inc. to be used for the RC&D Abandoned Tire Clean-Up Program as set forth in an agreement between the Third-Party Recipient and the TCEQ. Specifically, the contribution will be used to clean-up sites where tires have been disposed of illegally. Eligible sites will be limited to those where a responsible party cannot be found and where reasonable efforts have been made to prevent the dumping. SEP monies will be used to pay for the direct cost of collecting and disposing of tires. All dollars contributed will be used solely for the direct cost of the project and no portion will be spent on administrative costs. The SEP will be done in accordance with all federal, state and local environmental laws and regulations.	40,313.00	40,313.00					
PST	41039	City of Arlington	08/27/2011	1.00:1	5,000.00	1,000.00	0.00	4,000.00	4,000.00
	CLEAN UP	Respondent shall cleanup illegally dumped waste located at 32.78.812N - 97.13.976W, on Greenbelt Road along the Trinity River on the edge of River Legacy Park and install a fence to help prevent future illegal dumping (the "Project"). Respondent shall bid for contractors to remove and haul away items such as an old boat, dilapidated roof and other bulky waste items and to install a fence along Greenbelt Road. In addition to the fence, Respondent shall erect "No Dumping" signs to discourage future dumping and shall post a sign in a conspicuous location to advertise that the cleanup was performed as a Supplemental Environmental Project as settlement of an enforcement action with TCEQ.	4,000.00	4,000.00					
PST	41103	Allied Waste Systems, Inc.	08/27/2011	1.00:1	14,368.00	2,873.00	5,748.00	5,747.00	5,747.00
	POLLUTION PREVENTION	Project will coordinate with city and/or county government for the clean up of sites where trash and debris has been disposed of illegally. Eligible sites will be limited to those where a responsible party can not be identified, there is no preexisting obligation to clean up the site by the owner or the government, and reasonable efforts have already been taken to prevent the dumping. SEP funds shall be used for the direct cost of collection and disposal of the trash and debris. Benefit: Help rid communities of the dangers and health threats associated with non-regulated trash dumps which contaminate air and water, and harbor disease carrying animals and insects. Eligible Counties: Statewide Minimum Contribution: \$2,000	5,747.00	5,747.00					
PST	40991	City of Grapevine	07/31/2011	1.00:1	1,875.00	375.00	0.00	1,500.00	1,500.00

* There are Multiple Respondent Names associated to this Case No.

Appendix 6: List of SEP's & SEP Projects - FY2011

Single Program

	POLLUTION PREVENTION	Respondent shall hold a one-day event for the collection of used tires for proper disposal (the "Project"). The event will be advertised in the local newspaper of largest circulation and all include the required enforcement statement. Bids for an authorized tire contractor will be solicited and provided. City personnel will be used to direct traffic and assist with the collection of tires. Citizens will be invited to drop off tires at the collection site located at 501 Shady Brook Drive, Grapevine, Texas. The contractor will pick up and transport the tires to a proper disposal.	1,500.00	1,500.00					
PST	40974	WTG Fuels, Inc.	07/02/2011	1.00:1	1,875.00	375.00	750.00	750.00	750.00
	POLLUTION PREVENTION	Contributions will be used to pay for labor and materials costs associated with implementing the Marsh Mania Project, which include restoring shoreline elevations, growing plants for shoreline restoration, and planting new habitat. Historic subsidence and erosion have resulted in shoreline elevations which are too low to support vegetation. This project will seek to raise elevations by scraping and terracing. Scraping involves the use of earthmoving equipment of grae an eroded, bluff-like shoreline so that it slopes gradually towards the water resulting in the ability of plant growth. Terracing uses earthmoving equipment to create small levees by burrowing and stacking sediment in shallow water.					750.00	750.00	
PWS	39878	City of Cockrell Hill	03/07/2011	1.00:1	2,430.00	0.00	0.00	2,430.00	2,430.00
	POLLUTION PREVENTION	The Respondent shall contribute the SEP offset amount to the Third-Party Recipient named above. The contribution will be to Keep Texas Beautiful for the Stop Trashing Texas project as set forth in an agreement between the Third-Party Recipient and the TCEQ. Specifically, SEP funds will pay for the labor and disposal costs associated with cleanup of unauthorized trash dumps by supplying project coordination, labor, supplies, and materials for clean up events statewide. SEP funds used for this purpose shall be limited to the actual direct costs for the specific purpose necessary to meet the requirements of the SEP and no potion of the SEP funds will be spent on administrative costs related to this portion of the SEP. Trash dump cleanups may be coordinated with waste collection facilities and/or local governments to employ heavy machinery for the removal of large waste items. To the maximum extent possible, cleanups shall be accomplished with the use of volunteers from community groups, private companies, schools, and youth organizations. SEP funds may be used for activities. This project will be administered in accordance with federal, state, and local environmental laws and regulations.					2,430.00	2,430.00	
WQ	39914	City of Kilgore	05/22/2011	1.00:1	25,704.00	5,140.00	0.00	20,564.00	20,564.00
	POLLUTION REDUCTION	The Respondent shall hold two one-day events for the collection, recycling, or proper disposal of residential electronic waste ("E-waste") consisting of computers, cell phones, scanners and televisions; and residential universal waste ("U-waste") consisting of household batteries, florescent light bulbs and non-empty aerosol cans. The Respondent shall offer a designated drop-off location where the public can drop off materials for disposal or recycling at no cost to the citizens. The events will be advertised in a local newspaper to increase public awareness of and participation in the events.					20,564.00	20,564.00	
WQ	39767	Texas Department of Transportation	12/04/2010	1.00:1	3,060.00	612.00	0.00	2,448.00	2,448.00

* There are Multiple Respondent Names associated to this Case No.

Appendix 6: List of SEP's & SEP Projects - FY2011

Single Program

	POLLUTION PREVENTION	The Respondent shall contribute the SEP offset amount to the Third-Party Recipient named above. The contribution will be to Texas Association of Resource Conservation and Development Areas, Inc. to be used for the RC&D Unauthorized Trash Dump Clean-Up Program as set forth in an agreement between the Third-Party Recipient and the TCEQ. Specifically, the contribution will be used to coordinate with city and/or county governmental officials regarding the clean up of sites where trash has been disposed of illegally. Eligible sites will be limited to those where a responsible party can not be identified and where there is no pre-existing obligation to clean up the site by the owner or the government. Additionally, reasonable efforts must have already been taken to prevent the dumping. SEP monies will be used to pay for the direct cost of collection and disposal of debris. All dollars contributed will be used solely for the direct cost of the project and no portion will be spent on administrative costs. The SEP will be done in accordance with all federal, state and local environmental laws and regulations.					2,448.00	2,448.00	
WQ	40567	City of San Augustine	07/02/2011	1.00:1	37,975.00	7,595.00	0.00	30,380.00	30,380.00
	POLLUTION PREVENTION	Project will repair or replace failing water systems or on-site wastewater systems for low-income homeowners. SEP funds will be used to pay for the labor and material costs related to repairing or replacing the failing systems. The recipients will not be charged for the cost of replacing or repairing the failing system. Benefit: Protect water sources for drinking, recreation and wildlife from contamination from the failing treatment systems; protect public health from contaminated drinking water supplies. Eligible Counties: Statewide Minimum Contribution: \$2,000						30,380.00	30,380.00
WQ	39527	MeadWestvaco Texas, L.P.	11/15/2010	1.00:1	28,361.00	5,672.00	11,344.00	11,345.00	11,345.00
	POLLUTION PREVENTION	The Respondent shall contribute the SEP offset amount to the Third-Party Recipient named above. The contribution will be to Texas Association of Resource Conservation and Development Areas, Inc. to be used for the RC&D Water or Wastewater Treatment Assistance Program as set forth in an agreement between the Third-Party Recipient and the TCEQ. Specifically, the contribution will be used to provide low income rural homeowners with assistance to enable the repair or replacement of their failing on-site wastewater systems. SEP monies will be used to pay for the labor and materials costs related to repairing or replacing the failing systems. The recipients will not be charged for the cost of replacing or repairing the failing systems.						11,345.00	11,345.00
WQ	39821	Rancho Sienna KC, LP	02/05/2011	1.00:1	4,500.00	900.00	1,800.00	1,800.00	1,800.00
	POLLUTION PREVENTION	The Respondent shall contribute the SEP offset amount to the Third-Party Recipient named above. The contribution will be to Texas Association of Resource Conservation and Development Areas, Inc. to be used for the RC&D Unauthorized Trash Dump Clean-Up Program as set forth in an agreement between the Third-Party Recipient and the TCEQ. Specifically, the contribution will be used to coordinate with city and/or county governmental officials regarding the clean up of sites where trash has been disposed of illegally. Eligible sites will be limited to those where a responsible party can not be identified and where there is no pre-existing obligation to clean up the site by the owner or the government. Additionally, reasonable efforts must have already been taken to prevent the dumping. SEP monies will be used to pay for the direct cost of collection and disposal of debris. All dollars contributed will be used solely for the direct cost of the project and no portion will be spent on administrative costs. The SEP will be done in accordance with all federal, state and local environmental laws and regulations.						1,800.00	1,800.00
WQ	38830	City of Edinburg	09/26/2010	1.00:1	60,900.00	0.00	0.00	60,900.00	60,900.00

* There are Multiple Respondent Names associated to this Case No.

Appendix 6: List of SEP's & SEP Projects - FY2011

Single Program

POLLUTION PREVENTION		The Respondent shall contribute the SEP offset amount to the Third-Party Recipient named above. The contribution will be to Keep Texas Beautiful for the Stop Trashing Texas project as set forth in an agreement between the Third-Party Recipient and the TCEQ. Specifically, SEP funds will pay for the labor and disposal costs associated with cleanup of unauthorized trash dumps by supplying project coordination, labor, supplies, and materials for clean up events statewide. SEP funds used for this purpose shall be limited to the actual direct costs for the specific purpose necessary to meet the requirements of the SEP and no portion of the SEP funds will be spent on administrative costs related to this portion of the SEP. Trash dump cleanups may be coordinated with waste collection facilities and/or local governments to employ heavy machinery for the removal of large waste items. To the maximum extent possible, cleanups shall be accomplished with the use of volunteers from community groups, private companies, schools, and youth organizations. SEP funds may be used for activities. This project will be administered in accordance with federal, state, and local environmental laws and regulations.					30,450.00	30,450.00	
POLLUTION PREVENTION		The Respondent shall contribute the SEP offset amount to the Third-Party Recipient named above. The contribution will be to Texas Association of Resource Conservation and Development Areas, Inc. to be used for the RC&D Water or Wastewater Treatment Assistance Program as set forth in an agreement between the Third-Party Recipient and the TCEQ. Specifically, the contribution will be used to provide low income rural homeowners with assistance to enable the repair or replacement of their failing on-site wastewater systems. SEP monies will be used to pay for the labor and materials costs related to repairing or replacing the failing systems. The recipients will not be charged for the cost of replacing or repairing the failing systems.					30,450.00	30,450.00	
WQ	40438	Hamshire-Fannett Independent School District	03/19/2011	1.00:1	6,660.00	1,332.00	0.00	5,328.00	5,328.00
POLLUTION PREVENTION		The Respondent shall contribute the SEP offset amount to the Third-Party Recipient named above. The contribution will be to Jefferson County Government to be used for the Cheek Community First Time Sewer Service for Low Income Home Owners project. Specifically, SEP monies will be used to provide first time sewer service for low-income residential customers in the Candlelight and Martel Subdivisions (Cheek Community) located in the western area of Jefferson County. This area has open sewage pits or poorly maintained septic systems which are a hazard to human health and the environment. SEP Funds will be used to install wastewater infrastructure and a low pressure sewer system consisting of grinder pump stations located at each home. The project will be administered in accordance with federal, state, and local environmental laws and regulations.					5,328.00	5,328.00	
WQ	40733	Veolia ES Technical Solutions, L.L.C.	06/20/2011	1.00:1	11,500.00	2,300.00	4,600.00	4,600.00	4,600.00

* There are Multiple Respondent Names associated to this Case No.

Appendix 6: List of SEP's & SEP Projects - FY2011

Single Program

	POLLUTION PREVENTION	RC&D will coordinate with local city and county government officials to clean-up sites where tires have been disposed of illegally. Contributions will be used to clean up illegal tire sites. Eligible sites will be limited to areas where a responsible party can not be identified and where there is no preexisting obligation to clean up the site by the owner or government. SEP monies will be used for the direct cost of collection and disposal of debris and tires. Benefit: Helps rid communities of the dangers and health threats associated with illegal tire sites. Eligible Counties: All counties in the state of Texas that are within the boundaries of one of the 23 RC&D Areas in the state of Texas. Estimated Time to Complete: 12 months. Estimated Cost: \$ 4,500 per collection event.	4,600.00	4,600.00					
WQ	37788	City of Godley	04/18/2011	1.00:1	44,750.00	0.00	0.00	44,750.00	44,750.00
	POLLUTION PREVENTION	Project shall coordinate collection events for local residents to bring in household hazardous waste such as paint, thinners, pesticides, oil and gas, corrosive cleaners, and fertilizers for proper disposal. Where available, the projects may also offer electronics collection and recycling. SEP funds shall be used for collection, recycling and disposal.	18,000.00	18,000.00					
	POLLUTION REDUCTION	Project will repair or replace failing water systems or on-site wastewater systems for low-income homeowners. SEP funds will be used to pay for the labor and material costs related to repairing or replacing the failing systems. The recipients will not be charged for the cost of replacing or repairing the failing system.	26,750.00	26,750.00					
WQ	40880	City of Cleveland	07/02/2011	1.00:1	7,600.00	1,520.00	0.00	6,080.00	6,080.00
	POLLUTION PREVENTION	Project will repair or replace failing water systems or on-site wastewater systems for low-income homeowners. SEP funds will be used to pay for the labor and material costs related to repairing or replacing the failing systems. The recipients will not be charged for the cost of replacing or repairing the failing system. Benefit: Protect water sources for drinking, recreation and wildlife from contamination from the failing treatment systems; protect public health from contaminated drinking water supplies. Eligible Counties: Statewide Minimum Contribution: \$2,000	6,080.00	6,080.00					
WQ	40136	City of Uvalde	05/08/2011	1.00:1	8,400.00	1,680.00	0.00	6,720.00	6,720.00
	ENVIRONMENTAL RESTORATION	The Respondent shall replant the Cooks Slough Nature Park constructed wetland, which is a freshwater marsh with new emergent plantings including approximately one-thousand cattails (Typha latifolia) and an equal number of soft stem bulrushes (Scirpus validus). Water levels will be lowered to allow for proper planting. Plantings will be made in the shallow areas of the wetland following the seasonal departure of migratory waterfowl from the existing wetland area. Wetlands provide productive ecosystems that are rich in organic matter and nutrients which support organisms within the wetland and can be effective in improving the water quality in area lakes, rivers, and estuaries. Improving wetland vegetation impacts the productivity of these systems by supporting waterfowl and other wildlife, as well as capturing sediments, and filtering pollutants, which improves water quality.	6,720.00	6,720.00					
WQ	39163	Town of Little Elm	04/18/2011	1.00:1	12,225.00	2,445.00	0.00	9,780.00	9,780.00

* There are Multiple Respondent Names associated to this Case No.

Appendix 6: List of SEP's & SEP Projects - FY2011

Single Program

	POLLUTION PREVENTION	The Respondent shall conduct two city-wide pharmaceutical collection events to provide city-wide collection and proper disposal of pharmaceuticals at no cost to the public. The events will include collection and proper disposal of pharmaceuticals, including those that may be considered to have endocrine disrupting effects, from citizens in the Town of Little Elm and surrounding communities. This SEP will provide a discernible environmental benefit by providing proper and safe disposal of harmful chemicals that can leach into the soil, water, and air. The events are designed to help alleviate the threat to wildlife posed by improperly disposed pharmaceuticals, which can cause endocrine disruption and affect other biological processes.	9,780.00	9,780.00					
WQ	40073	City of Odem	06/20/2011	1.00:1	5,495.00	0.00	0.00	5,495.00	5,495.00
	POLLUTION REDUCTION	Respondent shall perform a waterway cleanup project (the "project") along Peter Swale Creek, in the Bayside Watershed, a tributary to the Aransas River, in San Patricio County, Texas. The project will remove illegally discarded bulky municipal waste including but not limited to abandoned tires, dilapidated furniture, broken appliances, animal carcasses, and trash. The project will be performed at the intersection of County Road 1694 and County Road 2269 in San Patricio County, Texas.	5,495.00	5,495.00					
WQ	40728	Vam USA LLC	06/20/2011	1.00:1	71,424.00	0.00	35,712.00	35,712.00	35,712.00
	POLLUTION PREVENTION	Contributions will be used in accordance with the Supplemental Environmental Project Agreement between the Armand Bayou Nature Center and the Texas Commission on Environmental Quality. The tallgrass prairie was once a common ecosystem in Texas and the United States. Today more than 99% of this habitat has been lost and the remainder is highly fragmented and severely threatened by exotic species and development. Prescribed burning is one stewardship tool used to maintain a tallgrass prairie ecosystem. If the prairie is not maintained, it can be destroyed by invasive species which primarily include the Chinese Tallow tree and other woody plants. Historically, prairies were managed by grazing, natural fires set by lightning, or fires set by Native Americans to aid in their hunter-gatherer lifestyle. ABNC must employ prescribed burning methods and can not use more natural stewardship tools due to its location in the center of a highly urbanized and industrialized area. ABNC=s stewards	17,856.00	17,856.00					
	POLLUTION PREVENTION	Trash Bash is an annual event that entails the use of volunteers to clean up trash and pollutants from Galveston Bay and waterways in the San Jacinto watershed. The project has resulted in the removal of an average of 141.7 tons of trash and 729 abandoned tires annually from these waterways. SEP monies will pay for materials, supplies, disposal costs and transportation costs directly associated with the clean up of trash.	17,856.00	17,856.00					
WQ	40820	City of Big Lake	06/20/2011	1.00:1	11,934.00	0.00	0.00	11,934.00	11,934.00
	POLLUTION PREVENTION	Project will repair or replace failing water systems or on-site wastewater systems for low-income homeowners. SEP funds will be used to pay for the labor and material costs related to repairing or replacing the failing systems. The recipients will not be charged for the cost of replacing or repairing the failing system. Benefit: Protect water sources for drinking, recreation and wildlife from contamination from the failing treatment systems; protect public health from contaminated drinking water supplies. Eligible Counties: Statewide Minimum Contribution: \$2,000	11,934.00	11,934.00					
WQ	39654	City of New Deal	10/25/2010	1.00:1	7,670.00	1,534.00	0.00	6,136.00	6,136.00

* There are Multiple Respondent Names associated to this Case No.

Appendix 6: List of SEP's & SEP Projects - FY2011

Single Program

	POLLUTION PREVENTION	The Respondent shall contribute the SEP offset amount to the Third-Party Recipient named above. The contribution will be to Texas Association of Resource Conservation and Development Areas, Inc. to be used for the RC&D Abandoned Tire Clean-Up Program as set forth in an agreement between the Third-Party Recipient and the TCEQ. Specifically, the contribution will be used to clean-up sites where tires have been disposed of illegally. Eligible sites will be limited to those where a responsible party cannot be found and where reasonable efforts have been made to prevent the dumping. SEP monies will be used to pay for the direct cost of collecting and disposing of tires. All dollars contributed will be used solely for the direct cost of the project and no portion will be spent on administrative costs. The SEP will be done in accordance with all federal, state and local environmental laws and regulations.	6,136.00	6,136.00					
WQ	41030	City of Kingsville	08/13/2011	1.00:1	10,600.00	0.00	0.00	10,600.00	10,600.00
	POLLUTION PREVENTION	Project will repair or replace failing water systems or on-site wastewater systems for low-income homeowners. SEP funds will be used to pay for the labor and material costs related to repairing or replacing the failing systems. The recipients will not be charged for the cost of replacing or repairing the failing system. Benefit: Protect water sources for drinking, recreation and wildlife from contamination from the failing treatment systems; protect public health from contaminated drinking water supplies. Eligible Counties: Statewide Minimum Contribution: \$2,000	10,600.00	10,600.00					
WQ	40409	City of Arlington	06/20/2011	1.00:1	7,500.00	0.00	0.00	7,500.00	7,500.00
	POLLUTION REDUCTION	Respondent shall perform a cleanup in Lake Arlington in the Village Creek Watershed, a tributary of the West Fork Trinity River on the western border of Arlington just north of Interstate 20. The specific locations for the freshwater cleanup include 3512 Lake Powell and 3502 Yacht Club Court (the "project").	7,500.00	7,500.00					
WQ	40228	Comal County	06/20/2011	1.00:1	1,875.00	375.00	0.00	1,500.00	1,500.00
	POLLUTION PREVENTION	RC&D will coordinate with local city and county government officials to clean-up sites where tires have been disposed of illegally. Contributions will be used to clean up illegal tire sites. Eligible sites will be limited to areas where a responsible party can not be identified and where there is no preexisting obligation to clean up the site by the owner or government. SEP monies will be used for the direct cost of collection and disposal of debris and tires. Benefit: Helps rid communities of the dangers and health threats associated with illegal tire sites. Eligible Counties: All counties in the state of Texas that are within the boundaries of one of the 23 RC&D Areas in the state of Texas. Estimated Time to Complete: 12 months. Estimated Cost: \$ 4,500 per collection event.	1,500.00	1,500.00					
WQ	40063	Port O'Connor Municipal Utility District	02/20/2011	1.00:1	5,280.00	1,056.00	0.00	4,224.00	4,224.00

* There are Multiple Respondent Names associated to this Case No.

Appendix 6: List of SEP's & SEP Projects - FY2011

Single Program

POLLUTION PREVENTION									
<p>The Respondent shall contribute the SEP Offset Amount to the Third-Party Recipient named above. The contribution will be to National Audubon Society for the Sundown Sanctuary Island Anti-erosion, Re-vegetation and Pest Control Project. The Sundown Island and four other small coastal islands located off Port O'Connor are major sites for nesting colonial waterbirds. These islands are increasingly subject to erosion and consequent land loss due to an increasing number of vessels, storm winds and surges, etc. Texas coastal sanctuary islands in this area host one of the largest roseate spoonbill, reddish egret and Brown pelican colonies in the U.S. Colonial. The SEP offset amount will be used to restore the size of the islands utilizing dredge spoil, conduct revegetation using native plants, and treat vegetation to control pest populations.</p> <p>The SEP will be done in accordance with all federal, state and local environmental laws and regulations. All dollars contributed will be used solely for the direct cost of the project and no portion will be spent on administrative costs. The Respondent shall not profit from this SEP in any manner. The Respondent certifies that it has no prior commitment to make this contribution and that it is being done solely in an effort to settle this enforcement action.</p>									
							4,224.00	4,224.00	
WQ	40932	The Lubrizol Corporation	08/13/2011	1.00:1	35,800.00	7,160.00	14,320.00	14,320.00	14,320.00
POLLUTION PREVENTION									
<p>Contributions will be used in accordance with the Supplemental Environmental Project Agreement between the Armand Bayou Nature Center and the Texas Commission on Environmental Quality. The tallgrass prairie was once a common ecosystem in Texas and the United States. Today more than 99% of this habitat has been lost and the remainder is highly fragmented and severely threatened by exotic species and development. Prescribed burning is one stewardship tool used to maintain a tallgrass prairie ecosystem. If the prairie is not maintained, it can be destroyed by invasive species which primarily include the Chinese Tallow tree and other woody plants. Historically, prairies were managed by grazing, natural fires set by lightning, or fires set by Native Americans to aid in their hunter-gatherer lifestyle. ABNC must employ prescribed burning methods and can not use more natural stewardship tools due to its location in the center of a highly urbanized and industrialized area. ABNC=s stewards</p>									
							14,320.00	14,320.00	
WQ	39871	Texas Department of Transportation	03/07/2011	1.00:1	3,900.00	780.00	0.00	3,120.00	3,120.00
POLLUTION PREVENTION									
<p>The Respondent shall contribute to the SEP offset amount to the Third-Party Recipient named above. The contribution will be to Texas Association of Resource Conservation and Development Areas, Inc. to be used for the RC&D Abandoned Tire Clean-Up Program as set forth in an agreement between the Third-Party Recipient and the TCEQ. Specifically, the contribution will be used to clean-up sites where tires have been disposed of illegally. Eligible sites will be limited to those where a responsible party cannot be found and where reasonable efforts have been made to prevent the dumping. SEP monies will be used to pay for the direct cost of collecting and disposing of tires. All dollars contributed will be used solely for the direct cost of the project and no portion will be spent on administrative costs. The SEP will be done in accordance with all federal, state and local environmental laws and regulations.</p>									
							3,120.00	3,120.00	
WQ	40909	San Antonio Water System	08/13/2011	1.00:1	22,500.00	0.00	0.00	22,500.00	22,500.00

* There are Multiple Respondent Names associated to this Case No.

Appendix 6: List of SEP's & SEP Projects - FY2011

Single Program

	POLLUTION PREVENTION	Performing Party shall establish, operate and maintain water quality monitoring stations in streams, lakes, rivers, or other water bodies within one hundred miles of San Marcos, Texas. The stations will consist of ambient water quality monitoring instruments, meteorological instruments, and ancillary equipment. The primary objective of these new monitoring stations is to provide continuous monitoring of area water quality. The information collected will be non-regulatory, and will be used to monitor the quality and safety of Texas surface waters, and to assess the state of the environment with real-time or near real-time monitoring data. SEP monies will be used to pay for the instrumentation, installation, and maintenance and/or operation of the instrumentation, data validation, software license, and web server costs.	22,500.00	22,500.00					
WQ	36948	City of Chico	10/25/2010	1.00:1	208,475.00	0.00	0.00	208,475.00	208,475.00
	POLLUTION REDUCTION	The Respondent shall provide first-time wastewater service to approximately 12 or more low-income residences that comply with the parameters of this SEP, up to the SEP Offset Amount for SEP No. 1 that have failing or inadequately designed septic systems, at no cost to the residents.	200,000.00	200,000.00					
	POLLUTION REDUCTION	Project will repair or replace failing water systems or on-site wastewater systems for low-income homeowners. SEP funds will be used to pay for the labor and material costs related to repairing or replacing the failing systems. The recipients will not be charged for the cost of replacing or repairing the failing system. Benefit: Protect water sources for drinking, recreation and wildlife from contamination from the failing treatment systems; protect public health from contaminated drinking water supplies.	8,475.00	8,475.00					
WQ	39446	City of Omaha	07/02/2011	1.00:1	9,020.00	0.00	0.00	9,020.00	9,020.00
	CLEAN UP	Respondent shall contribute the SEP Offset Amount to the Third-Party Recipient named above. The contribution will be to Texas Association of Resource Conservation and Development Areas, Inc. ("RC&D") to be used for the Cleanup of Unauthorized Trash Dumps program as set forth in an agreement between the Third-Party Recipient and the TCEQ (the "Project"). Specifically, the SEP Offset Amount will be used to coordinate with city and county government officials and private entities to clean up sites where trash has been disposed of illegally. Eligible sites will be limited to those where a responsible party cannot be identified, where there is no pre-existing obligation to clean up the site by the owner or the government, and where reasonable efforts have already been taken to prevent the dumping. The SEP Offset Amount may be used for the direct cost of collection and disposal or recycling of debris. Any SEP Offset Amount remaining after completion of the Project may, upon approval of the Executive Director, be applied to another approved RC&D project.	9,020.00	9,020.00					
WQ	40686	Vopak Terminal Galena Park, Inc.	07/02/2011	1.00:1	17,640.00	0.00	8,820.00	8,820.00	8,820.00
	POLLUTION PREVENTION	Trash Bash is an annual event that entails the use of volunteers to clean up trash and pollutants from Galveston Bay and waterways in the San Jacinto watershed. The project has resulted in the removal of an average of 141.7 tons of trash and 729 abandoned tires annually from these waterways. SEP monies will pay for materials, supplies, disposal costs and transportation costs directly associated with the clean up of trash.	8,820.00	8,820.00					
WQ	40193	City of San Marcos	03/19/2011	1.00:1	3,750.00	750.00	0.00	3,000.00	3,000.00

* There are Multiple Respondent Names associated to this Case No.

Appendix 6: List of SEP's & SEP Projects - FY2011

Single Program

POLLUTION PREVENTION									
			<p>The Wenzel Tract Quarry is on an 85-acre property in Hays County, acquired by the Hill Country Conservancy and City of Austin to serve as an aquifer enhancement area for the Edwards Aquifer.</p> <p>This project involves using the quarry to capture and hold diverted storm flow until it can be absorbed or recharged into the aquifer. It has been estimated that the quarry could divert up to 275 acre feet of storm runoff into the aquifer annually. This would help protect against low or cessation of flow to Barton Springs, which is comprised of four springs that provide the only known habitat for two species of Plethodontid salamanders, Eurycea sosorum, the Barton Springs Salamander, and Eurycea waterlooensis, the Austin Blind Salamander. Eurycea sosorum was federally listed as endangered in 1998 and Eurycea waterlooensis is being evaluated for listing by the United States Fish and Wildlife Service. Additionally, the quarry is expected to attract nesting ducks and other waterfowl through mudflats and shallow water retention areas.</p> <p>Performing Party shall use SEP Funds on the property to: 1) Remove invasive plants; 2) provide native plantings; 3) perform water sampling and analysis; 4) create mudflats and shallow water retention areas; 5) provide nesting structures for birds; 6) restore and enhance wetlands; and 7) construct diversion channel to capture storm flow for aquifer recharge enhancement.</p>				3,000.00	3,000.00	
WQ	39668	City of New Waverly	11/15/2010	1.00:1	2,040.00	408.00	0.00	1,632.00	1,632.00
POLLUTION PREVENTION									
			<p>The Respondent shall contribute to SEP offset amount to the Third-Party Recipient named above. The contribution will be to Texas Association of Resource Conservation and Development Areas, Inc. to be used for the RC&D Unauthorized Trash Dump Clean-Up Program as set forth in an agreement between the Third-Party Recipient and the TCEQ. Specifically, the contribution will be used to coordinate with city and/or county governmental officials regarding the clean up of sites where trash has been disposed of illegally. Eligible sites will be limited to those where a responsible party can not be identified and where there is no pre-existing obligation to clean up the site by the owner or the government. Additionally, reasonable efforts must have already been taken to prevent the dumping. SEP monies will be used to pay for the direct cost of collection and disposal of debris. All dollars contributed will be used solely for the direct cost of the project and no portion will be spent on administrative costs. The SEP will be done in accordance with all federal, state and local environmental laws and regulations.</p>				1,632.00	1,632.00	
WQ	39900	Gulf Coast Waste Disposal Authority	02/05/2011	1.00:1	14,175.00	2,835.00	0.00	11,340.00	11,340.00
POLLUTION PREVENTION									
			<p>The Respondent shall contribute the SEP offset amount to the Third-Party Recipient named above. The contribution will be to Galveston Bay Foundation to be used for the Galveston Bay Foundation "Marsh Mania" as set forth in the agreement between the Third-Party Recipient and the TCEQ. SEP monies will be used to restore shoreline elevations, growing plants for shoreline restoration, and planting new habitat. Historic subsidence and erosion have resulted in shoreline elevations which are too low to support vegetation. This project will seek to raise elevations by scraping and terracing. Scraping involves the use of earthmoving equipment to grade an eroded, bluff-like shoreline so that it slopes gradually towards the water resulting in the ability of plant growth. Terracing uses earthmoving equipment to create small levees by burrowing and stacking sediment in shallow water. The high elevation can then be planted with emergent vegetation. SEP monies will be used to pay for the direct costs of the implementation of the project, including material, equipment, and labor costs.</p>				11,340.00	11,340.00	

* There are Multiple Respondent Names associated to this Case No.

Appendix 6: List of SEP's & SEP Projects - FY2011

Single Program

WQ	25652	City of Franklin	02/05/2011	1.00:1	47,310.00	0.00	0.00	47,310.00	47,310.00
		POLLUTION PREVENTION	<p>The Respondent shall contribute the SEP amount to the Third-Party Recipient pursuant to the agreement between the Third-Party Recipient and the TCEQ. Specifically, the contribution will be used to provide local residents with a means of properly disposing household hazardous wastes such as paint, thinners, pesticides, oil and gas, corrosive cleaners, and fertilizers in one day collection events. SEP monies will be used to pay for the associated labor, materials, and disposal costs. Citizens will not be charged disposal fees. The project is administered in accordance with TCEQ guidance on household hazardous waste and in compliance with federal, state, and local environmental laws and regulations. All dollars contributed will be used solely for the direct cost of the project and no portion will be spent on administrative costs.</p>					10,000.00	10,000.00
		POLLUTION PREVENTION	<p>The Respondent shall contribute to the SEP offset amount to the Third-Party Recipient named above. The contribution will be to Texas Association of Resource Conservation and Development Areas, Inc. to be used for the RC&D Abandoned Tire Clean-Up Program as set forth in an agreement between the Third-Party Recipient and the TCEQ. Specifically, the contribution will be used to clean-up sites where tires have been disposed of illegally. Eligible sites will be limited to those where a responsible party cannot be found and where reasonable efforts have been made to prevent the dumping. SEP monies will be used to pay for the direct cost of collecting and disposing of tires. All dollars contributed will be used solely for the direct cost of the project and no portion will be spent on administrative costs. The SEP will be done in accordance with all federal, state and local environmental laws and regulations.</p>					15,000.00	15,000.00
		POLLUTION PREVENTION	<p>The Respondent shall contribute the SEP offset amount to the Third-Party Recipient named above. The contribution will be to Texas Association of Resource Conservation and Development Areas, Inc. to be used for the RC&D Unauthorized Trash Dump Clean-Up Program as set forth in an agreement between the Third-Party Recipient and the TCEQ. Specifically, the contribution will be used to coordinate with city and/or county governmental officials regarding the clean up of sites where trash has been disposed of illegally. Eligible sites will be limited to those where a responsible party can not be identified and where there is no pre-existing obligation to clean up the site by the owner or the government. Additionally, reasonable efforts must have already been taken to prevent the dumping. SEP monies will be used to pay for the direct cost of collection and disposal of debris. All dollars contributed will be used solely for the direct cost of the project and no portion will be spent on administrative costs. The SEP will be done in accordance with all federal, state and local environmental laws and regulations.</p>					22,310.00	22,310.00
WQ	39982	City of Liberty	03/07/2011	1.00:1	36,733.00	0.00	0.00	36,733.00	36,733.00
		POLLUTION PREVENTION	<p>The Respondent shall repair or replace failing or inadequately designed private sewer lines, access units, and clean-outs for low-income residents in Liberty County. The SEP Offset Amount will be used for the cost of equipment and labor and to purchase new materials to repair or replace lines for a minimum of 50 low-income residences. The failure of these existing lines may result in overflows of untreated sewage to the environment, causing unsanitary conditions and environmental concerns. The homeowners will not be charged for any portion of the cost of this SEP.</p>					36,733.00	36,733.00
WQ	40887	City of Tenaha	07/02/2011	1.00:1	9,806.00	1,961.00	0.00	7,845.00	7,845.00

* There are Multiple Respondent Names associated to this Case No.

Appendix 6: List of SEP's & SEP Projects - FY2011

Single Program

	POLLUTION PREVENTION	Project will repair or replace failing water systmes or on-site wastewater systems for low-income homeowners. SEP funds will be used to pay for the labor and material costs related to repairing or replacing the failing systems. The recipients will not be charged for the cost of replacing or repairing the failing system. Benefit: Protect water sources for drinking, recreation and wildlife from contamination from the failing treatment systems; protect public health from contaminated drinking water supplies. Eligible Counties: Statewide Minimum Contribution: \$2,000					7,845.00	7,845.00	
WQ	37737	Brookshire Municipal Water District	12/25/2010	1.00:1	58,395.00	0.00	0.00	58,395.00	58,395.00
	ENVIRONMENTAL ENHANCEMENT	Custom water meter replacement for homeowners and public rights-of-way. This SEP will provide a discernible environmental benefit by reducing the amount of potable water lost to system leakage.						58,395.00	58,395.00
WQ	34001	City of Strawn	07/31/2011	1.00:1	18,980.00	0.00	0.00	18,980.00	18,980.00
	POLLUTION PREVENTION	Respondent shall hold a one-day event for the collecting, recycling and proper disposal of tires, electronics (including non-working televisions and computers), appliances (including stoves, washers, dryers, and refrigerators/freezers without Freon), old furniture, and mattresses (the "Project"). Secure drop-off sites will be manned by City personnel who will oversee the separation of the collected materials. The City is contracted to use IESI as the collection and waste disposal contractor. Manifests will be provided to show proper transport, recycling and disposal of collected materials.						18,980.00	18,980.00
WQ	40760	Formosa Plastics Corporation, Texas *	07/31/2011	1.00:1	68,600.00	13,720.00	27,440.00	27,440.00	27,440.00
	POLLUTION PREVENTION	The Respondent shall contribute the SEP Offset Amount to the Third-Party Recipient named above. The contribution will be to National Audubon Society for the Sundown Sanctuary Island Anti-erosion, Re-vegetation and Pest Control Project. The Sundown Island and four other small coastal islands located off Port O'Connor are major sites for nesting colonial waterbirds. These islands are increasingly subject to erosion and consequent land loss due to an increasing number of vessels, storm winds and surges, etc. Texas coastal sanctuary islands in this area host one of the largest roseate spoonbill, reddish egret and Brown pelican colonies in the U.S. Colonial. The SEP offset amount will be used to restore the size of the islands utilizing dredge spoil, conduct revegetation using native plants, and treat vegetation to control pest populations. The SEP will be done in accordance with all federal, state and local environmental laws and regulations. All dollars contributed will be used s						27,440.00	27,440.00
WQ	38706	City of Dodd City	02/05/2011	1.00:1	14,645.00	0.00	12,215.00	2,430.00	2,430.00

* There are Multiple Respondent Names associated to this Case No.

Appendix 6: List of SEP's & SEP Projects - FY2011

Single Program

	POLLUTION PREVENTION	Project will coordinate with city and/or county government for the clean up of sites where trash and debris has been disposed of illegally. Eligible sites will be limited to those where a responsible party can not be identified, there is no preexisting obligation to clean up the site by the owner or the government, and reasonable efforts have already been taken to prevent the dumping. SEP funds shall be used for the direct cost of collection and disposal of the trash and debris. Benefit: Help rid communities of the dangers and health threats associated with non-regulated trash dumps which contaminate air and water, and harbor disease carrying animals and insects. Eligible Counties: Statewide Minimum Contribution: \$2,000					2,430.00	2,430.00	
WQ	39067	City of Hudson	12/04/2010	1.00:1	8,249.00	1,649.00	0.00	6,600.00	6,600.00
	POLLUTION PREVENTION	The Respondent shall hold a one-day event for the collection, recycling, or proper disposal of tires, batteries, electronics, and large and small household appliances. The Respondent shall offer a pickup service for elderly and disabled residents as well as offer a supervised designated drop-off location where the public can drop off materials for disposal or recycling at no cost to the citizens.						6,600.00	6,600.00
WQ	39919	City of Port Lavaca	02/20/2011	1.00:1	19,950.00	3,990.00	0.00	15,960.00	15,960.00
	POLLUTION PREVENTION	The Respondent shall contribute the SEP offset amount to the Third-Party Recipient named above. The contribution will be to Texas Association of Resource Conservation and Development Areas, Inc. to be used for the RC&D Water or Wastewater Treatment Assistance Program as set forth in an agreement between the Third-Party Recipient and the TCEQ. Specifically, the contribution will be used to provide low income rural homeowners with assistance to enable the repair or replacement of their failing on-site wastewater systems. SEP monies will be used to pay for the labor and materials costs related to repairing or replacing the failing systems. The recipients will not be charged for the cost of replacing or repairing the failing systems.						15,960.00	15,960.00
WQ	40107	City of Waelder	02/05/2011	1.00:1	1,800.00	360.00	0.00	1,440.00	1,440.00
	POLLUTION PREVENTION	The Respondent shall contribute the SEP offset amount to the Third-Party Recipient named above. The contribution will be to Keep Texas Beautiful for the Stop Trashing Texas project as set forth in an agreement between the Third-Party Recipient and the TCEQ. Specifically, SEP funds will pay for the labor and disposal costs associated with cleanup of unauthorized trash dumps by supplying project coordination, labor, supplies, and materials for clean up events statewide. SEP funds used for this purpose shall be limited to the actual direct costs for the specific purpose necessary to meet the requirements of the SEP and no portion of the SEP funds will be spent on administrative costs related to this portion of the SEP. Trash dump cleanups may be coordinated with waste collection facilities and/or local governments to employ heavy machinery for the removal of large waste items. To the maximum extent possible, cleanups shall be accomplished with the use of volunteers from community groups, private companies, schools, and youth organizations. SEP funds may be used for activities. This project will be administered in accordance with federal, state, and local environmental laws and regulations.						1,440.00	1,440.00
WQ	39306	City of Pearsall	10/15/2010	1.00:1	3,025.00	605.00	0.00	2,420.00	2,420.00

* There are Multiple Respondent Names associated to this Case No.

Appendix 6: List of SEP's & SEP Projects - FY2011

Single Program

	POLLUTION PREVENTION	The Respondent shall contribute the SEP offset amount to the Third-Party Recipient named above. The contribution will be to Texas Association of Resource Conservation and Development Areas, Inc. to be used for the RC&D Water or Wastewater Treatment Assistance Program as set forth in an agreement between the Third-Party Recipient and the TCEQ. Specifically, the contribution will be used to provide low income rural homeowners with assistance to enable the repair or replacement of their failing on-site wastewater systems. SEP monies will be used to pay for the labor and materials costs related to repairing or replacing the failing systems. The recipients will not be charged for the cost of replacing or repairing the failing systems.					2,420.00	2,420.00	
WQ	39708	David Schuler Dba Spirit Custom Homes	11/15/2010	1.00:1	4,000.00	800.00	1,600.00	1,600.00	1,600.00
	POLLUTION PREVENTION	The Respondent shall contribute the SEP offset amount to the Third-Party Recipient named above. The contribution will be to Keep Texas Beautiful for the Stop Trashing Texas project as set forth in an agreement between the Third-Party Recipient and the TCEQ. Specifically, SEP funds will pay for the labor and disposal costs associated with cleanup of unauthorized trash dumps by supplying project coordination, labor, supplies, and materials for clean up events statewide. SEP funds used for this purpose shall be limited to the actual direct costs for the specific purpose necessary to meet the requirements of the SEP and no portion of the SEP funds will be spent on administrative costs related to this portion of the SEP. Trash dump cleanups may be coordinated with waste collection facilities and/or local governments to employ heavy machinery for the removal of large waste items. To the maximum extent possible, cleanups shall be accomplished with the use of volunteers from community groups, private companies, schools, and youth organizations. SEP funds may be used for activities. This project will be administered in accordance with federal, state, and local environmental laws and regulations.					1,600.00	1,600.00	
WQ	39609	City of Boyd	10/25/2010	1.00:1	6,360.00	1,272.00	0.00	5,088.00	5,088.00
	POLLUTION PREVENTION	The Respondent shall contribute the SEP offset amount to the Third-Party Recipient named above. The contribution will be to Texas Association of Resource Conservation and Development Areas, Inc. to be used for the RC&D Water or Wastewater Treatment Assistance Program as set forth in an agreement between the Third-Party Recipient and the TCEQ. Specifically, the contribution will be used to provide low income rural homeowners with assistance to enable the repair or replacement of their failing on-site wastewater systems. SEP monies will be used to pay for the labor and materials costs related to repairing or replacing the failing systems. The recipients will not be charged for the cost of replacing or repairing the failing systems.					5,088.00	5,088.00	
WQ	40546	Harris County	06/20/2011	1.00:1	10,050.00	0.00	0.00	10,050.00	10,050.00

* There are Multiple Respondent Names associated to this Case No.

Appendix 6: List of SEP's & SEP Projects - FY2011

Single Program

	POLLUTION PREVENTION	Contributions will be used in accordance with the Supplemental Environmental Project Agreement between the Armand Bayou Nature Center and the Texas Commission on Environmental Quality. The tallgrass prairie was once a common ecosystem in Texas and the United States. Today more than 99% of this habitat has been lost and the remainder is highly fragmented and severely threatened by exotic species and development. Prescribed burning is one stewardship tool used to maintain a tallgrass prairie ecosystem. If the prairie is not maintained, it can be destroyed by invasive species which primarily include the Chinese Tallow tree and other woody plants. Historically, prairies were managed by grazing, natural fires set by lightning, or fires set by Native Americans to aid in their hunter-gatherer lifestyle. ABNC must employ prescribed burning methods and can not use more natural stewardship tools due to its location in the center of a highly urbanized and industrialized area. ABNC=s stewards	10,050.00	10,050.00					
WQ	39571	City of Missouri City	03/19/2011	1.00:1	54,000.00	0.00	0.00	54,000.00	54,000.00
	POLLUTION PREVENTION	The Respondent shall contribute the SEP offset amount to the Third Party Recipient named above. The contribution will be to the Friends of the River San Bernard for the Friends of the River San Bernard Natural Area Acquisition and Conservation Program, as set forth in the SEP Agreement referenced above between the Third Party Recipient and the TCEQ. The SEP offset amount will be used to preserve a contiguous wetland corridor along the San Bernard River in lower Fort Bend County. Ducks Unlimited has protected an adjacent 114 acre tract with two conservation easements, but the contiguity of this wetland corridor greatly depends on the acquisition and preservation of the remaining acreage. This SEP will focus on three (3) tracts of land comprising approximately 645 acres in the wetland corridor on the north side of the San Bernard River and west of Armstrong Road. Third Party Recipient shall use SEP funds to acquire conservation easements on these tracts to provide permanent protection and stewardship of these lands and waters. All tracts acquired in whole or in part with SEP funds shall be preserved in perpetuity through conservation easements that comply with Subchapter A, Chapter 183, Texas Natural Resources Code. The Holder of the San Bernard Conservation Easements shall be WETLANDS AMERICA TRUST, INC. (affiliated with Ducks Unlimited) which Performing Party certifies is an entity that meets the definition of "holder" under Section 183.001(2), Texas Natural Resources Code.	54,000.00	54,000.00					
WQ	39372	City of Fredericksburg	02/20/2011	1.00:1	14,987.00	0.00	0.00	14,987.00	14,987.00
	POLLUTION PREVENTION	Project shall coordinate collection events for local residents to bring in household hazardous waste such as paint, thinners, pesticides, oil and gas, corrosive cleaners, and fertilizers for proper disposal. Where available, the projects may also offer electronics collection and recycling. SEP funds shall be used for collection, recycling and disposal. Benefit: Provides a means of properly disposing of HHW which might otherwise be disposed of in storm drains, the sewage systems, or other means of detrimental to the environment. Eligible Counties: Statewide Minimum Contribution: \$4,500	14,987.00	14,987.00					
WQ	38918	City of Shepherd	11/15/2010	1.00:1	2,882.00	0.00	0.00	2,882.00	2,882.00

* There are Multiple Respondent Names associated to this Case No.

Appendix 6: List of SEP's & SEP Projects - FY2011

Single Program

	POLLUTION PREVENTION	The Respondent shall contribute to the SEP offset amount to the Third-Party Recipient named above. The contribution will be to Texas Association of Resource Conservation and Development Areas, Inc. to be used for the RC&D Water or Wastewater Treatment Assistance Program as set forth in an agreement between the Third-Party Recipient and the TCEQ. Specifically, the contribution will be used to provide low income rural homeowners with assistance to enable the repair or replacement of their failing on-site wastewater systems. SEP monies will be used to pay for the labor and materials costs related to repairing or replacing the failing systems. The recipients will not be charged for the cost of replacing or repairing the failing systems.					2,882.00	2,882.00	
WQ	38820	City of Tatum	09/26/2010	1.00:1	10,720.00	2,144.00	0.00	8,576.00	8,576.00
	POLLUTION PREVENTION	The Respondent shall contribute to the SEP offset amount to the Third-Party Recipient named above. The contribution will be to Texas Association of Resource Conservation and Development Areas, Inc. to be used for the RC&D Unauthorized Trash Dump Clean-Up Program as set forth in an agreement between the Third-Party Recipient and the TCEQ. Specifically, the contribution will be used to coordinate with city and/or county governmental officials regarding the clean up of sites where trash has been disposed of illegally. Eligible sites will be limited to those where a responsible party can not be identified and where there is no pre-existing obligation to clean up the site by the owner or the government. Additionally, reasonable efforts must have already been taken to prevent the dumping. SEP monies will be used to pay for the direct cost of collection and disposal of debris. All dollars contributed will be used solely for the direct cost of the project and no portion will be spent on administrative costs. The SEP will be done in accordance with all federal, state and local environmental laws and regulations.					8,576.00	8,576.00	
WQ	38763	Westlake Municipal Utility District 1	02/20/2011	1.00:1	18,875.00	0.00	0.00	18,875.00	18,875.00
	ENVIRONMENTAL RESTORATION	The Project will include restoring shoreline elevations, growing plants for shoreline restoration, and planting new habitat. Historic subsidence and erosion have resulted in shoreline elevations which are too low to support vegetation. This project will seek to raise elevations by scraping and terracing. Scraping involves the use of earthmoving equipment to grade an eroded, bluff-like shoreline so that it slopes gradually towards the water resulting in the ability of plant growth. Terracing uses earthmoving equipment to create small levees by burrowing and stacking sediment in shallow water. The higher elevation can then be planted with emergent vegetation. SEP monies will be used to pay for the direct cost of the implementation of the project, including material, equipment and labor costs.					18,875.00	18,875.00	
WQ	39903	San Antonio Water System	12/04/2010	1.00:1	32,700.00	0.00	0.00	32,700.00	32,700.00

* There are Multiple Respondent Names associated to this Case No.

Appendix 6: List of SEP's & SEP Projects - FY2011

Single Program

POLLUTION PREVENTION		<p>The Respondent shall contribute the SEP offset amount to the Third-Party Recipient named above. The contribution will be used by San Antonio River Authority for the San Antonio River Water Quality Monitoring Network to be used as set forth in an agreement between the Third-Party Recipient and the TCEQ. The Third-Party recipient shall install additional water quality monitoring sites to complement and enhance the existing San Antonio River Basin Monitoring Network (SARBMN) along the San Antonio River in Bexar, Wilson, Karnes, and Goliad counties. The Third-Party recipient may also use SEP funds to pay for the continued operation and maintenance of existing SARBMN sites. The network is expected to document the effects of accidental spills and pollution events that affect the river as well as nonpoint source pollution. The Third-Party recipient may employ a contractor to install and provide ongoing operation and maintenance of the monitoring sites, validate data, analyze data, and provide documentation of water quality. Third-Party recipient shall compile data in a database for public information and make it available at www.texaswaterdata.org and possibly other URLs. The information collected will be used to monitor the water quality within San Antonio River area waters with real time or near real time monitoring data. SEP funds will be used to pay for the instrumentation, installation, and maintenance and/or operation of the instrumentation, data validation, software license, and telemetry costs. Depending upon the site-specific data need(s) (coordinated with TCEQ), individual sites may monitor various water quality parameters such as dissolved oxygen, pH, specific conductance, temperature, turbidity, water level and stream flow. As technology and funding become available, the sites may be expanded to monitor additional parameters such as blue-green algae, chlorophyll, bacteria, and nutrients including ammonia, nitrates, and phosphates.</p>					32,700.00	32,700.00	
WQ	40561	Westwood Water Supply Corporation	05/22/2011	1.00:1	26,740.00	5,348.00	0.00	21,392.00	21,392.00
POLLUTION PREVENTION		<p>Project shall identify sites where there is no responsible party who is able to pull the tanks. RC&D shall give written notification to TCEQ of the responsible parties who are not able to pull the tanks and request TCEQ approval of these sites. Once the site is approved by TCEQ, RC&D shall do the following: 1) conduct soil sampling and notify the TCEQ SEP Coordinator & the appropriate TCEQ Regional Office w/in 24 hours as to whether sampling indicates a tank has or has not leaked; 2) remove & properly dispose of any liquids found in the tanks; 3) do any necessary remediation; 4) backfill the hole; and 5) compile a UST closure report for each UST system removed.</p> <p>Eligible Counties: See web page for counties ineligible for receiving SEP funding for this project. Minimum Contribution: \$10,000</p>					21,392.00	21,392.00	
WQ	40699	City of Azle	08/13/2011	1.00:1	37,160.00	0.00	0.00	37,160.00	37,160.00

* There are Multiple Respondent Names associated to this Case No.

Appendix 6: List of SEP's & SEP Projects - FY2011

Single Program

CLEAN UP			<p>There are two separate custom projects in this SEP however, the penalty amounts are not specified between the projects. Project 1: Azle Collection Event and Project 2 Ash Creek and Reynolds Branch Creek Cleanup.</p> <p>Project 1. Respondent shall hold a one-day event for the collection, recycling, or proper disposal of concrete, logs, furniture, car parts, and large, bulky municipal household waste. Respondent shall offer a supervised drop-off collection site where the public can drop off materials for disposal or recycling at no cost to the citizens. The event will be advertised in a local newspaper to increase public awareness of and participation in the event and will include the required enforcement statement.</p> <p>Project 2. Respondent shall perform a waterway cleanup project along Ash Creek and Reynolds Branch Creek, in Tarrant County, Texas. For the Ash Creek cleanup, the project will be performed beginning at Stewart Street and proceed to Ash Creek Park. For Reynolds Branch Creek cleanup, the cleanup location will begin at Silver Creek Road and proceed to Ash Creek. The project will remove illegally discarded bulky solid waste including, but not limited to abandoned tires and tire rims, various car parts, concrete, logs, furniture, and trash. Respondent shall advertise the cleanup project with the required enforcement statement in the local newspaper.</p>					37,160.00	37,160.00
WQ	40896	Linde Gas North America LLC	07/31/2011	1.00:1	11,118.00	2,223.00	4,448.00	4,447.00	4,447.00
POLLUTION PREVENTION			<p>Trash Bash is an annual event that entails the use of volunteers to clean up trash and pollutants from Galveston Bay and waterways in the San Jacinto watershed. The project has resulted in the removal of an average of 141.7 tons of trash and 729 abandoned tires annually from these waterways. SEP monies will pay for materials, supplies, disposal costs and transportation costs directly associated with the clean up of trash.</p>					4,447.00	4,447.00
WQ	40805	City of Cedar Park	07/02/2011	1.00:1	12,800.00	0.00	0.00	12,800.00	12,800.00
POLLUTION PREVENTION			<p>Project will repair or replace failing water systems or on-site wastewater systems for low-income homeowners. SEP funds will be used to pay for the labor and material costs related to repairing or replacing the failing systems. The recipients will not be charged for the cost of replacing or repairing the failing system.</p> <p>Benefit: Protect water sources for drinking, recreation and wildlife from contamination from the failing treatment systems; protect public health from contaminated drinking water supplies.</p> <p>Eligible Counties: Statewide Minimum Contribution: \$2,000</p>					12,800.00	12,800.00
WQ	39495	Texas Department of Transportation	03/07/2011	1.00:1	3,000.00	600.00	0.00	2,400.00	2,400.00
POLLUTION PREVENTION			<p>The Respondent shall contribute the SEP offset amount to the Third-Party Recipient named above. The contribution will be to Texas Association of Resource Conservation and Development Areas, Inc. to be used for the RC&D Unauthorized Trash Dump Clean-Up Program as set forth in an agreement between the Third-Party Recipient and the TCEQ. Specifically, the contribution will be used to coordinate with city and/or county governmental officials regarding the clean up of sites where trash has been disposed of illegally. Eligible sites will be limited to those where a responsible party can not be identified and where there is no pre-existing obligation to clean up the site by the owner or the government. Additionally, reasonable efforts must have already been taken to prevent the dumping. SEP monies will be used to pay for the direct cost of collection and disposal of debris. All dollars contributed will be used solely for the direct cost of the project and no portion will be spent on administrative costs. The SEP will be done in accordance with all federal, state and local environmental laws and regulations.</p>					2,400.00	2,400.00

* There are Multiple Respondent Names associated to this Case No.

Appendix 6: List of SEP's & SEP Projects - FY2011

Single Program

WQ	40525	Stolthaven Houston, Inc.	05/22/2011	1.00:1	20,100.00	0.00	10,050.00	10,050.00	10,050.00
		POLLUTION PREVENTION	Trash Bash is an annual event that entails the use of volunteers to clean up trash and pollutants from Galveston Bay and waterways in the San Jacinto watershed. The project has resulted in the removal of an average of 141.7 tons of trash and 729 abandoned tires annually from these waterways. SEP monies will pay for materials, supplies, disposal costs and transportation costs directly associated with the clean up of trash.				10,050.00	10,050.00	
WQ	39016	City of Penelope	10/15/2010	1.00:1	10,197.00	2,039.00	0.00	8,158.00	8,158.00
		CLEAN UP	The Respondent shall hold a cleanup event to collect solid waste and remove and properly dispose of or recycle used tires throughout the city and surrounding areas, at no cost to the residents. The Respondent shall ensure that the event occurs after normal work hours or on weekend days if respondent's personnel are used, or in the alternative, a contractor may be used during regular business hours; offers to the public a no-cost option to dispose of tires and solid waste; if advertised, that the event is advertised in a newspaper of large circulation in the geographic area and that the advertisement includes a statement that the project is being performed as a Supplemental Environmental Project as a result of an enforcement action brought by TCEQ. The Respondent shall utilize a contractor to haul and properly dispose of or recycle the collected tires and solid waste. At the Executive Director's discretion, the Respondent may receive SEP Offset Amount credit only for the direct cost of implementing the project. Specifically, the Respondent may receive SEP Offset Amount credit for costs of equipment, materials, and contract labor costs in accordance with TCEQ expenditure restrictions on the use of SEP funds. Credit for the use of the SEP Offset Amount shall be limited to costs that are actual, documented, reasonable, and necessary to performance of the SEP. The Respondent must competitively bid work for the project to ensure that costs are reasonable and customary. The Respondent may receive credit for the reasonable and customary costs of labor if its employees are used in implementing the SEP. The Respondent shall not receive credit for volunteer labor or equipment. The SEP Offset Amount will be used for the direct cost of the project and no portion of the SEP Offset Amount shall be spent on the Respondent's administrative costs. The Respondent shall also not receive credit for gratuities and/or inducements (food, refreshments, or other gifts) for volunteers.				8,158.00	8,158.00	
WQ	39139	City of Fredericksburg	09/26/2010	1.00:1	13,000.00	2,600.00	0.00	10,400.00	10,400.00
		POLLUTION PREVENTION	The Respondent shall contribute the SEP Amount to the Third-Party Recipient pursuant to the agreement between the Third-Party Recipient and the TCEQ. Specifically, the contribution will be used to provide local residents with a means of properly disposing household hazardous wastes such as paint, thinners, pesticides, oil and gas, corrosive cleaners, and fertilizers in one day collection events. SEP monies will be used to pay for the associated labor, materials, and disposal costs. Citizens will not be charged disposal fees. The project is administered in accordance with TCEQ guidance on household hazardous waste and in compliance with federal, state, and local environmental laws and regulations. All dollars contributed will be used solely for the direct cost of the project and no portion will be spent on administrative costs.				10,400.00	10,400.00	
WQ	40392	City of Crockett	05/08/2011	1.00:1	9,850.00	1,970.00	0.00	7,880.00	7,880.00

* There are Multiple Respondent Names associated to this Case No.

Appendix 6: List of SEP's & SEP Projects - FY2011

Single Program

	ENVIRONMENTAL RESTORATION	The Respondent shall perform an erosion control project in Town Branch Creek to reduce siltation in a seasonal tributary that flows into Hurricane Bayou and into the Trinity River in Houston County. This project will consist of the installation of approximately 4,342 linear feet of slope protection to eliminate ongoing erosion at approximately 3 to 5 bends in the creek, beginning north of Pease Street (31 degs. 19'28.71"N 95 degs. 28'00.44"W) to the entrance of the North Wastewater Treatment Plant (31 degs. 19'59.21"N 95 degs. 28'.24.17"W). Slope stabilization will be addressed by the installation of R-Rap Walls (also referred to as a Bag Wall installation).	7,880.00	7,880.00					
WQ	40947	Northampton Municipal Utility District	08/13/2011	1.00:1	36,465.00	0.00	0.00	36,465.00	36,465.00
	POLLUTION PREVENTION	Respondent shall contribute the SEP Offset Amount to the Third-Party Recipient named above. The contribution will be to the Bayou Land Conservancy for the Spring Creek Greenway Project. The contribution will be used in accordance with the Supplemental Environmental Project Agreement between the Third-Party Recipient and the TCEQ (the "Project"). Specifically, this SEP will focus on preserving multiple tracts of land comprising approximately 1,000 acres in the riparian corridor east of FM 2978 and west of U.S. 59. The Third-Party Recipient shall use SEP Funds to acquire conservation easements on these tracts to provide permanent protection and stewardship of these lands and waters. The Third-Party Recipient shall also use SEP Funds to conduct restoration work, including tree plantings, on these tracts, as needed. All property acquired in whole or in part with SEP Funds must be preserved in perpetuity through a conservation easement that complies with Subchapter A, Chapter 183, Texas Natural Resources Code. The holder of the conservation easement must be an entity that meets the definition of "holder" under section 183.001(2), Texas Natural Resources Code. Additionally, the holder of the conservation easement may not also be the owner of the property. The Third-Party Recipient shall use only conservation easements that are substantially similar to the conservation easement described in the Supplement Environmental Project Agreement between Third-Party Recipient and TCEQ. The Third-Party Recipient shall not use or set aside SEP Funds for legal defense of these properties without prior written approval of the TCEQ.	36,465.00	36,465.00					
WQ	40930	Archdiocese of Galveston Houston	08/13/2011	1.00:1	7,625.00	0.00	0.00	7,625.00	7,625.00
	POLLUTION PREVENTION	Respondent shall contribute the SEP Offset Amount to the Third-Party Recipient named above. The contribution will be to the Bayou Land Conservancy for the Spring Creek Greenway Project. The contribution will be used in accordance with the Supplemental Environmental Project Agreement between the Third-Party Recipient and the TCEQ (the "Project"). Specifically, this SEP will focus on preserving multiple tracts of land comprising approximately 1,000 acres in the riparian corridor east of FM 2978 and west of U.S. 59. The Third-Party Recipient shall use SEP Funds to acquire conservation easements on these tracts to provide permanent protection and stewardship of these lands and waters. The Third-Party Recipient shall also use SEP Funds to conduct restoration work, including tree plantings, on these tracts, as needed. All property acquired in whole or in part with SEP Funds must be preserved in perpetuity through a conservation easement that complies with Subchapter A, Chapter 183, Texas Na	7,625.00	7,625.00					
WQ	39134	LANXESS Corporation	08/27/2011	1.00:1	20,824.00	0.00	10,412.00	10,412.00	10,412.00

* There are Multiple Respondent Names associated to this Case No.

Appendix 6: List of SEP's & SEP Projects - FY2011

Single Program

	POLLUTION PREVENTION	Specifically, the SEP Offset Amount will be used to perform energy efficiency upgrades on public buildings and infrastructure. The SEP Offset Amount may only be used for: (1) the cost of conducting energy efficiency audits; (2) the incremental cost for construction or implementation of energy-efficiency upgrades (versus the cost of non-energy efficiency upgrades); (3) the incremental cost of purchase of equipment or appliances that are more energy-efficient (versus the cost of purchasing non-energy efficient equipment or appliances); or (4) other direct costs authorized in advance by TCEQ. The SEP Offset Amount may only be used for the direct cost of performing this project and no portion will be spent on administrative costs. For items 2, 3, and 4 above, Performing Party shall submit a budget and proposals for expenditure to TCEQ for written approval prior to the use of SEP Funds. Modifications may include but are not limited to weatherization; energy-reduction modifications such a					10,412.00	10,412.00	
WQ	39185	Granbury Materials, LLC	02/20/2011	1.00:1	14,000.00	0.00	11,690.00	2,310.00	2,310.00
	POLLUTION PREVENTION	Third Party Recipient shall coordinate with local public and private entities to provide low-income homeowners with assistance to enable repair or replacement of their failing water systems or on-site wastewater systems. SEP monies will be used to pay for the labor and materials costs related to repairing or replacing the failing systems. The recipients shall not be charged for the cost of replacing or repairing the failing systems.						2,310.00	2,310.00
WQ	40369	City of Duncanville	03/19/2011	1.00:1	9,160.00	0.00	0.00	9,160.00	9,160.00
	POLLUTION REDUCTION	The Respondent shall perform an erosion control project in Ten Mile Creek to reduce siltation in Tributary 11 of the Trinity River in Dallas County. This project will consist of the installation of approximately 61 linear feet of slope protection to eliminate ongoing erosion of the creek bank. Beginning at the back of the curb on the southwest corner of the lot at 1106 Spring Lake, along Tributary 11 of Ten Mile Creek, the wall will begin 200 feet east to the west creek top and proceed north-northeast approximately 61 feet to the end point of the wall. The embankment failure is located on the west side of Tributary 11 adjacent to 1106 Spring Lake Drive in Duncanville, Texas. Slope stabilization will be addressed by the installation of R-Rap Walls (also referred to as a Bag Wall installation). This SEP will provide a discernible environmental benefit by stabilizing the creek bank and preventing further erosion that would result in sedimentation and siltation in the waterway. The project will reduce erosion, pooling of stagnant water, and downstream sedimentation. Continued erosion leads to high sediment loads in waterways, silting, and disruption of ecosystems. This project will benefit and protect the water quality of Tributary 11, Ten Mile Creek and the Trinity River Basin.						9,160.00	9,160.00
Count of Single Program Orders: 213			Total:		9,128,720.00	1,047,349.00	3,368,820.00	1,712,551.00	1,712,551.00

* There are Multiple Respondent Names associated to this Case No.

Appendix 6: List of SEP's & SEP Projects - FY2011

Multi-Media Program

Date Range Selected : 09/01/2010 - 08/31/2011

PGM	Case No.	Respondent Name	Effective Date	Ratio	Assessed Amt	Deferred Amt	Payable Amt	SEP Cost	SEP Offset
MM	38538	White Buffalo Environmental Services, LLC *	04/18/2011	1.00:1	13,436.00	0.00	6,718.00	6,718.00	6,718.00
		POLLUTION REDUCTION	<p>The Third-Party Recipient currently operates a Citizen's Recycling Center at 702 Warehouse Road in San Angelo, Texas. The Center is open to the general public and currently accepts the following types of materials for recycling primarily from citizens in Tom Green, Coke, Concho, and Irion Counties: glass, plastics, electronics/e-waste, office paper, aluminum, mixed metals, newspaper, magazines, appliances, oil and oil filters, and lead acid batteries.</p> <p>Use of equipment purchased with SEP Funds must be limited to activities related to recycling efforts. If any such equipment is sold after purchase with SEP Funds, the Third-Party Recipient shall receive a minimum of three bids for the purchase price and all proceeds shall go back into supporting the recycling operations at the Center. Sale of the equipment for less than the highest bid requires the prior approval of the TCEQ.</p> <p>All dollars contributed will be used solely for the direct cost of the project, and no portion will be spent on administrative costs. The SEP will be done in accordance with all federal, state and local environmental laws and regulations.</p> <p>The Respondents certify that there is no prior commitment to make this contribution and that it is being done solely in an effort to settle this enforcement action.</p>					6,718.00	6,718.00
MM	40220	Shell Oil Company	06/20/2011	1.00:1	158,450.00	0.00	79,225.00	79,225.00	79,225.00
		ENVIRONMENTAL ENHANCEMENT	<p>The SEP Offset Amount will be used to preserve a contiguous wetland corridor along the San Bernard River. This is a land and water preservation project aimed at preserving approximately 645 acres of a contiguous wetland corridor along the San Bernard River in lower Fort Bend County. Ducks Unlimited has protected an adjacent 114 acre tract with two conservation easements, but the contiguity of this wetland corridor greatly depends on the acquisition and preservation of the remaining acreage.</p>					79,225.00	79,225.00
MM	38877	City of Dallas Water Utilities	02/20/2011	1.00:1	9,500.00	0.00	0.00	9,500.00	9,500.00
		POLLUTION PREVENTION	<p>Third Party Recipient shall coordinate with local public and private entities to provide low-income homeowners with assistance to enable repair or replacement of their failing water systems or on-site wastewater systems. SEP monies will be used to pay for the labor and materials costs related to repairing or replacing the failing systems. The recipients shall not be charged for the cost of replacing or repairing the failing systems.</p>					9,500.00	9,500.00
MM	39944	City of Mathis	07/31/2011	1.00:1	9,980.00	0.00	0.00	9,980.00	9,980.00

* There are Multiple Respondent Names associated to this Case No.

Appendix 6: List of SEP's & SEP Projects - FY2011

Multi-Media Program

	POLLUTION PREVENTION	The Respondent shall contribute the SEP offset amount to the Third-Party Recipient named above. The contribution will be to Texas Association of Resource Conservation and Development Areas, Inc. to be used for the RC&D Unauthorized Trash Dump Clean-Up Program as set forth in an agreement between the Third-Party Recipient and the TCEQ. Specifically, the contribution will be used to coordinate with city and/or county governmental officials regarding the clean up of sites where trash has been disposed of illegally. Eligible sites will be limited to those where a responsible party can not be identified and where there is no pre-existing obligation to clean up the site by the owner or the government. Additionally, reasonable efforts must have already been taken to prevent the dumping. SEP monies will be used to pay for the direct cost of collection and disposal of debris. All dollars contributed will be used solely for the direct cost of the project and no portion will be spent on administrative costs. The SEP will be done in accordance with all federal, state and local environmental laws and regulations.	9,980.00	9,980.00					
MM	40428	City Of Midland	05/08/2011	1.00:1	11,200.00	2,240.00	0.00	8,960.00	8,960.00
	POLLUTION PREVENTION	RC&D will coordinate with local city and county government officials to clean-up sites where tires have been disposed of illegally. Contributions will be used to clean up illegal tire sites. Eligible sites will be limited to areas where a responsible party can not be identified and where there is no preexisting obligation to clean up the site by the owner or government. SEP monies will be used for the direct cost of collection and disposal of debris and tires. Benefit: Helps rid communities of the dangers and health threats associated with illegal tire sites. Eligible Counties: All counties in the state of Texas that are within the boundaries of one of the 23 RC&D Areas in the state of Texas. Estimated Time to Complete: 12 months. Estimated Cost: \$ 4,500 per collection event.	8,960.00	8,960.00					
MM	38567	Citgo Refining and Chemicals Company L.P.	03/07/2011	1.00:1	303,294.00	0.00	151,647.00	151,647.00	151,647.00
	POLLUTION PREVENTION	RC&D will coordinate with local city and county government officials to clean-up sites where tires have been disposed of illegally. Contributions will be used to clean up illegal tire sites. Eligible sites will be limited to areas where a responsible party can not be identified and where there is no preexisting obligation to clean up the site by the owner or government. SEP monies will be used for the direct cost of collection and disposal of debris and tires. Benefit: Helps rid communities of the dangers and health threats associated with illegal tire sites. Eligible Counties: All counties in the state of Texas that are within the boundaries of one of the 23 RC&D Areas in the state of Texas.	151,647.00	151,647.00					
MM	39181	Veolia ES Technical Solutions, L.L.C.	06/20/2011	1.00:1	17,840.00	0.00	8,920.00	8,920.00	8,920.00
	POLLUTION PREVENTION	The contribution will be to Southeast Texas Regional Planning Commission for the West Port Arthur Home Energy Efficiency Program. The contribution will be used in accordance with the Supplemental Environmental Project between the Third-Party Recipient and the TCEQ (the "Project"). Specifically, SEP Offset Amount will be used to conduct home energy audits and to assist low income residents in the West Port Arthur area by weatherizing their homes, which will improve their homes' energy efficiency. SEP Offset Amount will be used to pay for the cost of caulking and insulating the homes and appliances, as well as for replacing heating and cooling systems and major appliances with new, energy efficient equipment.	8,920.00	8,920.00					
MM	39312	City Of Robert Lee	08/13/2011	1.00:1	28,940.00	0.00	0.00	28,940.00	28,940.00

* There are Multiple Respondent Names associated to this Case No.

Appendix 6: List of SEP's & SEP Projects - FY2011

Multi-Media Program

POLLUTION REDUCTION		<p>The Third-Party Recipient shall coordinate with public or private entities to remove underground storage tanks. The project will provide tank removal at sites where there is no responsible party or the responsible party is financially unable to remove the tanks. The Third-Party Recipient shall work with TCEQ as well as other entities to identify the responsible party (or parties) and the reason the party is not able to remove the tanks. The Third-Party Recipient shall request TCEQ approval of these sites prior to any work at the site.</p> <p>Once the site is approved by TCEQ, the Third-Party Recipient shall coordinate with authorized representatives to perform the tank removal in accordance with the applicable portions of TCEQ's guidance that covers removal of underground storage tanks, specifically RG-411.</p>					28,940.00	28,940.00	
MM	40581	City of Wills Point	07/31/2011	1.00:1	14,606.00	2,921.00	0.00	11,685.00	11,685.00
POLLUTION PREVENTION		<p>Respondent shall hold a three-day event for the collecting, recycling and proper disposal of tires, electronics (including non-working televisions), appliances (without Freon) and household hazardous waste ("HHW") including, but not limited to, pesticides, herbicides, paint, various solvents, old batteries, and gasoline and oil products (the "Project"). Secure drop-off sites will be manned by City personnel, and a contracted Haz-Mat certified person to oversee the separation of the HHW material from the collected materials. The City will hire a waste disposal contractor to take the segregated waste to a TCEQ-approved facility located at 5100 Youngblood, Dallas, Texas. Manifests will be provided to show proper transport, recycling and disposal of collected materials.</p>					11,685.00	11,685.00	
Count of Multi-Media Program Orders: 9			Total:	567,246.00	5,161.00	246,510.00	315,575.00	315,575.00	
Grand Total Count of Orders: 222			Grand Total:	9,695,966.00	1,052,510.00	3,615,330.00	5,028,126.00	5,028,126.00	

* There are Multiple Respondent Names associated to this Case No.



Singles Program

Appendix 7: List of Administrative Orders Issued FY2010

Date Range Selected : 09/01/2009 - 8/31/2010

PGM	Case No.	Respondent Name	TCEQ ID	Docket#	County	Order Date	Penalty Assessed	Penalty Deferred	Payable Amount	SEP Offset
AIREI	37806	Kaneka Texas Corporation	HG3299J	2009-0935-AIR-E	HARRIS	12/18/2009	\$1,950	\$390	\$1,560	\$0
AIREI	37933	Ranger Gas Gathering, L.L.C.	EA0042C	2009-1072-AIR-E	EASTLAND	02/07/2010	\$8,875	\$1,775	\$7,100	\$0
AIREI	36800	Salzgitter Mannesmann Stainless Tubes USA, Inc.	HG3179U	2008-1774-AIR-E	HARRIS	10/24/2009	\$7,350	\$0	\$7,350	\$0
		H								
AIREI Orders Issued: 3						Total:	\$18,175	\$2,165	\$16,010	\$0
AQ	37315	850 Pine Street, Inc.	1657	2009-0374-AIR-E	JEFFERSON	10/18/2009	\$9,575	\$1,915	\$3,830	\$3,830
AQ	37773	Accent Collision Center, Inc.	87962	2009-0879-AIR-E	TAYLOR	10/18/2009	\$750	\$150	\$600	\$0
AQ	37088	Affiliated Foods, Inc.	89263	2009-0128-AIR-E	RANDALL	11/27/2009	\$3,000	\$600	\$2,400	\$0
AQ	37501	Albemarle Corporation	1559	2009-0583-AIR-E	HARRIS	07/11/2010	\$7,200	\$0	\$3,600	\$3,600
AQ	37369	Albemarle Corporation	2310	2009-0427-AIR-E	HARRIS	10/18/2009	\$20,989	\$4,197	\$16,792	\$0
AQ	37884	Alcoa World Alumina LLC	4805700002	2009-1012-AIR-E	CALHOUN	10/31/2009	\$6,250	\$1,250	\$5,000	\$0
AQ	36471	Alcoa, Inc.	2050	2008-1425-AIR-E	MILAM	01/28/2010	\$19,655	\$0	\$9,828	\$9,827
AQ	37062	Alumax Mill Products, Inc.	1413	2009-0094-AIR-E	BOWIE	10/04/2009	\$11,929	\$2,385	\$9,544	\$0
AQ	37217	Amarillo Road Company, L.P.	45063	2009-0286-AIR-E	HALE	07/08/2010	\$25,200	\$0	\$25,200	\$0
AQ	37298	American Airlines, Inc.	1463	2009-0352-AIR-E	DENTON	09/21/2009	\$5,457	\$1,091	\$4,366	\$0
AQ	38641	Applied Fabrication & Field Services LLC		2009-1794-AIR-E	ORANGE	07/11/2010	\$1,050	\$210	\$840	\$0
AQ	37894	Approach Operating, L.L.C.	2797	2009-1032-AIR-E	CROCKETT	11/13/2009	\$32,108	\$6,421	\$25,687	\$0
AQ	37475	Ash Grove Texas, L.P.	1054	2009-0501-AIR-E	ELLIS	11/13/2009	\$5,725	\$0	\$5,725	\$0
AQ	38428	Atlas Pipeline Mid-Continent WestTex, LLC	19592	2009-1505-AIR-E	REAGAN	03/08/2010	\$3,975	\$795	\$3,180	\$0
AQ	38800	Basa Resources, Inc.		2009-1964-AIR-E	STEPHENS	07/11/2010	\$2,000	\$400	\$1,600	\$0
AQ	37122	Basell USA Inc.	9423	2009-0182-AIR-E	HARRIS	03/20/2010	\$2,950	\$0	\$2,950	\$0
AQ	38553	BASF Corporation	1733A	2009-1277-AIR-E	BRAZORIA	05/09/2010	\$6,425	\$1,285	\$5,140	\$0
AQ	37446	BASF Corporation	HG1249P	2009-0525-AIR-E	HARRIS	09/21/2009	\$13,300	\$2,660	\$10,640	\$0
AQ	38230	BASF Corporation	1331	2009-1386-AIR-E	HARRIS	02/22/2010	\$11,160	\$2,232	\$8,928	\$0
AQ	37497	BASF Corporation	BL0021O	2009-0572-AIR-E	BRAZORIA	09/21/2009	\$6,507	\$1,301	\$5,206	\$0
AQ	38705	BASF FINA Petrochemicals Limited Partnership	36644	2009-1852-AIR-E	JEFFERSON	06/04/2010	\$17,730	\$3,546	\$14,184	\$0
AQ	37646	BASF FINA Petrochemicals Limited Partnership	1877	2009-0750-AIR-E	JEFFERSON	10/31/2009	\$8,200	\$1,640	\$6,560	\$0
AQ	38527	Bayer Materialscience LLC	34017	2009-1666-AIR-E	CHAMBERS	04/25/2010	\$11,322	\$2,264	\$4,529	\$4,529
AQ	38855	Baytown Asphalt Materials, Ltd.	51817	2009-2025-AIR-E	CHAMBERS	06/18/2010	\$3,300	\$660	\$1,320	\$1,320
AQ	39179	Bell Helicopter Textron Inc	1630	2010-0268-AIR-E	TARRANT	07/11/2010	\$2,025	\$405	\$1,620	\$0

* There are Multiple Respondent Names associated to this Case No.



Singles Program

Date Range Selected : 09/01/2009 - 8/31/2010

Appendix 7: List of Administrative Orders Issued FY2010

PGM	Case No.	Respondent Name	TCEQ ID	Docket#	County	Order Date	Penalty Assessed	Penalty Deferred	Payable Amount	SEP Offset
AQ	35960	Big City Crushed Concrete, L.P.		2008-0877-AIR-E	DENTON	10/18/2009	\$5,600	\$0	\$5,600	\$0
AQ	38834	Blackland Grain & Storage, Inc.	91007	2009-1998-AIR-E	BELL	04/25/2010	\$13,500	\$2,700	\$10,800	\$0
AQ	37492	Bob King's Truck Beds, LLC		2009-0562-AIR-E	WISE	10/18/2009	\$2,880	\$576	\$2,304	\$0
AQ	36513	BUENO, HERMENEGILDO	EE1054N	2008-1467-AIR-E	EL PASO	10/18/2009	\$1,260	\$252	\$1,008	\$0
AQ	38284	Cabot Corporation	1666	2009-1417-AIR-E	GRAY	02/22/2010	\$2,430	\$486	\$1,944	\$0
AQ	37572	Casita Enterprises, Inc.	1802	2009-0657-AIR-E	NAVARRO	10/31/2009	\$2,375	\$475	\$1,900	\$0
AQ	38493	Chemical Lime, Ltd.	1122	2009-1635-AIR-E	COMAL	04/25/2010	\$5,400	\$1,080	\$4,320	\$0
AQ	37171	Chemical Lime, Ltd.	1108	2009-0223-AIR-E	BOSQUE	10/04/2009	\$6,000	\$1,200	\$4,800	\$0
AQ	38495	Chemical Lime, Ltd.	1108	2009-1455-AIR-E	BOSQUE	03/20/2010	\$2,825	\$565	\$2,260	\$0
AQ	37477	Chevron Phillips Chemical Company, LP	2151	2009-0523-AIR-E	BRAZORIA	11/13/2009	\$10,245	\$2,049	\$4,098	\$4,098
AQ	37334	Chevron Phillips Chemical Company, LP	HW0013C	2009-0396-AIR-E	HUTCHINSON	09/21/2009	\$25,000	\$5,000	\$10,000	\$10,000
AQ	38886	Chevron Phillips Chemical Company, LP	21101	2009-2037-AIR-E	JEFFERSON	07/11/2010	\$31,250	\$6,250	\$25,000	\$0
AQ	37425	Chevron Phillips Chemical Company, LP	18568	2009-0489-AIR-E	JEFFERSON	09/21/2009	\$8,034	\$1,606	\$6,428	\$0
AQ	37896	Chevron Phillips Chemical Company, LP	22690	2009-1023-AIR-E	BRAZORIA	01/28/2010	\$20,700	\$4,140	\$8,280	\$8,280
AQ	39157	Chevron Phillips Chemical Company, LP	2165	2010-0247-AIR-E	HUTCHINSON	08/21/2010	\$3,070	\$614	\$2,456	\$0
AQ	37778	Chevron Phillips Chemical Company, LP	2164	2009-0893-AIR-E	HUTCHINSON	11/27/2009	\$6,994	\$1,398	\$5,596	\$0
AQ	37168	Chevron Phillips Chemical Company, LP	21101	2009-0221-AIR-E	JEFFERSON	03/08/2010	\$20,278	\$0	\$20,278	\$0
AQ	37337	Chevron Phillips Chemical Company, LP	21101	2009-0389-AIR-E	JEFFERSON	09/21/2009	\$7,450	\$1,490	\$5,960	\$0
AQ	38327	Chevron Phillips Chemical Company, LP	1310	2009-1466-AIR-E	ORANGE	04/11/2010	\$2,650	\$530	\$2,120	\$0
AQ	37536	Citgo Refining and Chemicals Company L.P.	46644	2009-0622-AIR-E	NUECES	09/21/2009	\$4,800	\$960	\$3,840	\$0
AQ	37277	Citgo Refining and Chemicals Company L.P.	8778A	2009-0340-AIR-E	NUECES	10/04/2009	\$7,700	\$1,540	\$6,160	\$0
AQ	35918	Citgo Refining and Chemicals Company L.P.	2695A	2008-0837-AIR-E	NUECES	10/04/2009	\$10,000	\$0	\$10,000	\$0
AQ	37724	City of Edinburg	2841	2009-0821-AIR-E	HIDALGO	11/27/2009	\$1,280	\$256	\$1,024	\$0
AQ	38218	City of Snyder	2383	2009-1364-AIR-E	SCURRY	01/28/2010	\$2,050	\$410	\$1,640	\$0
AQ	39349	Clarke Products, Inc.	2888	2010-0435-AIR-E	TARRANT	08/09/2010	\$1,000	\$200	\$800	\$0
AQ	38294	Clearstream Wastewater Systems, Incorporated	1796	2009-1420-AIR-E	HARDIN	02/22/2010	\$7,125	\$1,425	\$5,700	\$0
AQ	36872	Coastal Industrial Coatings, Incorporated		2008-1883-AIR-E	HARDIN	10/24/2009	\$5,200	\$0	\$5,200	\$0
AQ	38348	ConocoPhillips Company	30513	2009-1481-AIR-E	BRAZORIA	03/20/2010	\$10,000	\$0	\$5,000	\$5,000
AQ	38039	ConocoPhillips Company	5920A	2009-1203-AIR-E	BRAZORIA	01/28/2010	\$16,975	\$3,395	\$6,790	\$6,790

* There are Multiple Respondent Names associated to this Case No.



Appendix 7: List of Administrative Orders Issued FY2010

Date Range Selected : 09/01/2009 - 8/31/2010

PGM	Case No.	Respondent Name	TCEQ ID	Docket#	County	Order Date	Penalty Assessed	Penalty Deferred	Payable Amount	SEP Offset
AQ	37999	ConocoPhillips Company	1440	2009-1156-AIR-E	HUTCHINSON	12/18/2009	\$17,850	\$3,570	\$7,140	\$7,140
AQ	37094	ConocoPhillips Company	1440	2009-0129-AIR-E	HUTCHINSON	11/27/2009	\$304,126	\$60,825	\$121,651	\$121,650
AQ	39196	ConocoPhillips Company	22086	2010-0284-AIR-E	BRAZORIA	08/30/2010	\$10,000	\$0	\$5,000	\$5,000
AQ	37657	ConocoPhillips Company	21593	2009-0602-AIR-E	CHAMBERS	10/31/2009	\$4,900	\$980	\$3,920	\$0
AQ	38385	ConocoPhillips Company	234	2009-1476-AIR-E	MOORE	04/25/2010	\$21,415	\$4,283	\$17,132	\$0
AQ	37249	ConocoPhillips Company	5920A	2009-0301-AIR-E	BRAZORIA	09/21/2009	\$10,000	\$0	\$10,000	\$0
AQ	37640	Davis Gas Processing, Inc.	3024	2009-0734-AIR-E	CROCKETT	11/27/2009	\$36,085	\$7,217	\$28,868	\$0
AQ	38577	DCP Midstream, LP	8925	2009-1718-AIR-E	PANOLA	04/11/2010	\$5,355	\$1,071	\$2,142	\$2,142
AQ	37612	DCP Midstream, LP	18466	2009-0647-AIR-E	MIDLAND	11/27/2009	\$2,460	\$492	\$1,968	\$0
AQ	37566	DCP Midstream, LP	20326	2009-0636-AIR-E	HOWARD	10/31/2009	\$1,500	\$300	\$1,200	\$0
AQ	37722	DCP Midstream, LP	74738	2009-0809-AIR-E	JIM WELLS	11/27/2009	\$10,139	\$0	\$5,070	\$5,069
AQ	37766	DCP Midstream, LP	181	2009-0875-AIR-E	HUTCHINSON	11/27/2009	\$12,300	\$2,460	\$4,920	\$4,920
AQ	38684	DCP Midstream, LP	2556	2009-1833-AIR-E	JIM WELLS	06/18/2010	\$10,127	\$0	\$5,064	\$5,063
AQ	37893	DCP Midstream, LP	2593	2009-0994-AIR-E	CROCKETT	02/22/2010	\$9,150	\$1,830	\$3,660	\$3,660
AQ	36093	Destructors, Inc.	949753F	2008-1012-AIR-E	LIMESTONE	09/21/2009	\$60,000	\$0	\$60,000	\$0
AQ	38627	Devon Gas Services L.P.	JHA018R	2009-1765-AIR-E	JOHNSON	05/09/2010	\$750	\$150	\$600	\$0
AQ	37248	Diamond Shamrock Refining Company, L.P.	9708	2009-0300-AIR-E	MOORE	10/04/2009	\$17,004	\$3,400	\$6,802	\$6,802
AQ	38563	Diamond Shamrock Refining Company, L.P.	89852	2009-1705-AIR-E	LIVE OAK	08/09/2010	\$53,235	\$10,647	\$42,588	\$0
AQ	37660	Diamond Shamrock Refining Company, L.P.	1555	2009-0748-AIR-E	MOORE	08/09/2010	\$245,227	\$0	\$122,614	\$122,613
AQ	34660	Diamond Shamrock Refining Company, L.P.	1555	2007-1544-AIR-E	MOORE	11/13/2009	\$140,443	\$28,088	\$56,178	\$56,177
AQ	38429	Dobbs Coating Systems, Inc.		2009-1703-AIR-E	PARKER	05/09/2010	\$2,000	\$400	\$1,600	\$0
AQ	38794	E. I. du Pont de Nemours and Company	2055	2009-1958-AIR-E	ORANGE	07/11/2010	\$40,000	\$8,000	\$16,000	\$16,000
AQ	37883	E. I. du Pont de Nemours and Company	9176	2009-1011-AIR-E	ORANGE	02/07/2010	\$9,350	\$1,870	\$3,740	\$3,740
AQ	37210	E. I. du Pont de Nemours and Company	9176	2009-0285-AIR-E	ORANGE	10/04/2009	\$14,178	\$2,835	\$5,672	\$5,671
AQ	37753	E. I. du Pont de Nemours and Company	4351	2009-0861-AIR-E	JEFFERSON	11/13/2009	\$6,075	\$1,215	\$4,860	\$0
AQ	38737	E. I. du Pont de Nemours and Company	4351	2009-1887-AIR-E	JEFFERSON	05/09/2010	\$6,275	\$1,255	\$5,020	\$0
AQ	38075	E. I. du Pont de Nemours and Company	4351	2009-1230-AIR-E	JEFFERSON	02/22/2010	\$26,448	\$5,289	\$21,159	\$0
AQ	37510	E. I. du Pont de Nemours and Company	20204	2009-0600-AIR-E	ORANGE	10/31/2009	\$26,975	\$5,395	\$10,790	\$10,790
AQ	37697	Eagle Rock Desoto Pipeline, L.P.	2997	2009-0790-AIR-E	NACOGDOCHES	10/18/2009	\$1,975	\$395	\$1,580	\$0

* There are Multiple Respondent Names associated to this Case No.



TCEQ
Singles Program

Appendix 7: List of Administrative Orders Issued FY2010

Date Range Selected : 09/01/2009 - 8/31/2010

PGM	Case No.	Respondent Name	TCEQ ID	Docket#	County	Order Date	Penalty Assessed	Penalty Deferred	Payable Amount	SEP Offset
AQ	38220	Eagle Rock Field Services, L.P.	522	2009-1143-AIR-E	CARSON	12/18/2009	\$1,875	\$375	\$1,500	\$0
AQ	38319	Eagle Rock Field Services, L.P.	18500	2009-1447-AIR-E	GRAY	03/20/2010	\$5,700	\$1,140	\$4,560	\$0
AQ	38963	Eagle Rock Field Services, L.P.	146	2010-0041-AIR-E	WHEELER	08/30/2010	\$2,650	\$530	\$2,120	\$0
AQ	39038	Eagle Rock Field Services, L.P.	44650	2010-0123-AIR-E	CARSON	06/26/2010	\$10,504	\$2,100	\$8,404	\$0
AQ	38346	Eagle Rock Field Services, L.P.	624	2009-1432-AIR-E	GRAY	04/11/2010	\$2,730	\$546	\$2,184	\$0
AQ	37961	Eagle Rock Field Services, L.P.	154	2009-1077-AIR-E	HEMPHILL	12/18/2009	\$1,875	\$375	\$1,500	\$0
AQ	38275	Eagle Rock Field Services, L.P.	477	2009-1395-AIR-E	MOORE	03/20/2010	\$1,875	\$375	\$1,500	\$0
AQ	38276	Eagle Rock Field Services, L.P.	3173	2009-1396-AIR-E	HEMPHILL	04/11/2010	\$1,976	\$395	\$1,581	\$0
AQ	37939	Eagle Rock Field Services, L.P.	44650	2009-1083-AIR-E	CARSON	01/28/2010	\$2,054	\$410	\$1,644	\$0
AQ	36535	Eastman Chemical Company	1979	2008-1449-AIR-E	HARRISON	01/28/2010	\$75,839	\$0	\$37,920	\$37,919
AQ	34588	Elegant Craftworks, Inc.	2096	2007-1480-AIR-E	DALLAS	11/13/2009	\$5,250	\$0	\$5,250	\$0
AQ	38056	Enbridge Pipelines (East Texas) L.P.	2559	2009-1153-AIR-E	MARION	02/07/2010	\$1,875	\$375	\$1,500	\$0
AQ	37796	Enbridge Pipelines (Texas Gathering) L.P.	2973	2009-0920-AIR-E	HEMPHILL	10/31/2009	\$5,295	\$1,059	\$4,236	\$0
AQ	37549	Enterprise Products Operating L.P.	642	2009-0621-AIR-E	POLK	10/31/2009	\$19,000	\$3,800	\$15,200	\$0
AQ	38924	Enterprise Products Operating LLC	642	2010-0008-AIR-E	POLK	06/18/2010	\$24,250	\$4,850	\$19,400	\$0
AQ	38925	Equistar Chemicals, LP	NE0051B	2010-0010-AIR-E	NUECES	07/11/2010	\$4,850	\$970	\$3,880	\$0
AQ	36512	Equistar Chemicals, LP	2174	2008-1474-AIR-E	HARRIS	03/20/2010	\$29,252	\$0	\$29,252	\$0
AQ	36026	Equistar Chemicals, LP	19109	2008-0958-AIR-E	HARRIS	01/28/2010	\$51,857	\$0	\$51,857	\$0
AQ	38455	Equistar Chemicals, LP	2128	2009-1593-AIR-E	HARRIS	07/11/2010	\$111,855	\$22,370	\$89,485	\$0
AQ	37415	Equistar Chemicals, LP	4634B	2009-0480-AIR-E	BRAZORIA	08/09/2010	\$7,140	\$0	\$7,140	\$0
AQ	36007	Equistar Chemicals, LP	6257E	2008-0923-AIR-E	HARRIS	12/18/2009	\$5,575	\$0	\$5,575	\$0
AQ	35212	Equistar Chemicals, LP	BL0113I	2008-0080-AIR-E	BRAZORIA	03/20/2010	\$50,000	\$0	\$50,000	\$0
AQ	36408	Equistar Chemicals, LP	4682B	2008-1350-AIR-E	NUECES	04/25/2010	\$10,273	\$0	\$10,273	\$0
AQ	38629	Equistar Chemicals, LP	4477	2009-1781-AIR-E	HARRIS	08/21/2010	\$10,000	\$2,000	\$8,000	\$0
AQ	34415	Equistar Chemicals, LP	4634B	2007-1315-AIR-E	BRAZORIA	02/07/2010	\$51,600	\$0	\$51,600	\$0
AQ	37090	Equistar Chemicals, LP	4477	2009-0154-AIR-E	HARRIS	08/09/2010	\$62,038	\$0	\$62,038	\$0
AQ	37184	Equistar Chemicals, LP	HG0033B	2009-0263-AIR-E	HARRIS	08/09/2010	\$64,000	\$0	\$64,000	\$0
AQ	38411	Equistar Chemicals, LP	6257E	2009-1549-AIR-E	HARRIS	04/11/2010	\$6,150	\$1,230	\$4,920	\$0
AQ	38810	Equistar Chemicals, LP	6257E	2009-1976-AIR-E	HARRIS	06/18/2010	\$10,000	\$0	\$10,000	\$0
AQ	36134	Equistar Chemicals, LP	1768	2008-1085-AIR-E	HARRIS	01/28/2010	\$13,240	\$0	\$13,240	\$0
AQ	38853	Equistar Chemicals, LP	18978	2009-2024-AIR-E	HARRIS	06/18/2010	\$30,000	\$6,000	\$24,000	\$0
AQ	36175	Equistar Chemicals, LP	CI0002G	2008-1123-AIR-E	CHAMBERS	04/11/2010	\$5,250	\$0	\$5,250	\$0

* There are Multiple Respondent Names associated to this Case No.



Appendix 7: List of Administrative Orders Issued FY2010

Date Range Selected : 09/01/2009 - 8/31/2010

PGM	Case No.	Respondent Name	TCEQ ID	Docket#	County	Order Date	Penalty Assessed	Penalty Deferred	Payable Amount	SEP Offset
AQ	37166	Equistar Chemicals, LP	HG1996R	2009-0219-AIR-E	HARRIS	02/22/2010	\$40,000	\$0	\$40,000	\$0
AQ	37719	Excalibur Collision Center, Inc.	DB4024F	2009-0810-AIR-E	DALLAS	11/27/2009	\$1,000	\$200	\$800	\$0
AQ	38369	Explorer Pipeline Company	27987	2009-1434-AIR-E	TARRANT	02/07/2010	\$3,475	\$695	\$2,780	\$0
AQ	38922	Exxon Mobil Corporation	18287	2010-0007-AIR-E	HARRIS	08/30/2010	\$50,000	\$0	\$25,000	\$25,000
AQ	35824	Exxon Mobil Corporation	HG0228H	2008-0734-AIR-E	HARRIS	03/20/2010	\$30,000	\$0	\$15,000	\$15,000
AQ	38534	Exxon Mobil Corporation	18287	2009-1677-AIR-E	HARRIS	04/25/2010	\$40,000	\$8,000	\$16,000	\$16,000
AQ	38278	Exxon Mobil Corporation	1229	2009-1539-AIR-E	HARRIS	06/04/2010	\$111,750	\$22,350	\$44,700	\$44,700
AQ	37938	Exxon Mobil Corporation	18287	2009-1080-AIR-E	HARRIS	03/08/2010	\$40,000	\$0	\$20,000	\$20,000
AQ	37858	Exxon Mobil Corporation	3452	2009-0986-AIR-E	HARRIS	01/28/2010	\$7,800	\$1,560	\$3,120	\$3,120
AQ	37325	Exxon Mobil Corporation	3452	2009-0388-AIR-E	HARRIS	08/30/2010	\$10,000	\$0	\$5,000	\$5,000
AQ	37164	Exxon Mobil Corporation	3452	2009-0217-AIR-E	HARRIS	10/04/2009	\$18,725	\$3,745	\$7,490	\$7,490
AQ	38392	Exxon Mobil Corporation	1553	2009-1524-AIR-E	HARRIS	04/25/2010	\$31,425	\$6,285	\$25,140	\$0
AQ	37831	Exxon Mobil Corporation	390	2009-0958-AIR-E	NACOGDOC HES	11/27/2009	\$16,800	\$3,360	\$13,440	\$0
AQ	37010	Exxon Mobil Corporation	18287	2009-0073-AIR-E	HARRIS	09/21/2009	\$19,875	\$3,975	\$7,950	\$7,950
AQ	37573	Exxon Mobil Corporation	3452	2009-0654-AIR-E	HARRIS	10/31/2009	\$9,325	\$1,865	\$3,730	\$3,730
AQ	38796	Exxon Mobil Corporation	3452	2009-1952-AIR-E	HARRIS	06/04/2010	\$10,000	\$0	\$5,000	\$5,000
AQ	36759	Exxon Mobil Corporation	18287	2008-1727-AIR-E	HARRIS	10/18/2009	\$30,000	\$0	\$15,000	\$15,000
AQ	38071	ExxonMobil Oil Corporation	2754	2009-1227-AIR-E	JEFFERSON	03/08/2010	\$5,000	\$1,000	\$2,000	\$2,000
AQ	37491	ExxonMobil Oil Corporation	JE00671	2009-0568-AIR-E	JEFFERSON	10/04/2009	\$20,000	\$4,000	\$8,000	\$8,000
AQ	37108	ExxonMobil Oil Corporation	19566	2009-0153-AIR-E	JEFFERSON	10/18/2009	\$38,494	\$0	\$38,494	\$0
AQ	37554	Federal Heath Sign Company, L.L.C.	37278	2009-0624-AIR-E	CHEROKEE	07/11/2010	\$15,000	\$3,000	\$12,000	\$0
AQ	37534	Felix Jackson dba Jackson Brothers Ranch	CI0087S	2009-0604-AIR-E	CHAMBERS	03/20/2010	\$3,500	\$0	\$3,500	\$0
AQ	38263	Firestone Polymers, LLC	292	2009-1402-AIR-E	ORANGE	03/08/2010	\$6,531	\$1,306	\$5,225	\$0
AQ	38778	Firestone Polymers, LLC	292	2009-1933-AIR-E	ORANGE	06/04/2010	\$6,450	\$1,290	\$2,580	\$2,580
AQ	38530	Flint Hills Resources, LP	16989	2009-1676-AIR-E	JEFFERSON	06/26/2010	\$52,054	\$10,410	\$20,822	\$20,822
AQ	38478	Flint Hills Resources, LP	8803A	2009-1614-AIR-E	NUECES	03/20/2010	\$15,876	\$3,175	\$12,701	\$0
AQ	39345	Flint Hills Resources, LP	8803A	2010-0433-AIR-E	NUECES	08/21/2010	\$5,400	\$1,080	\$4,320	\$0
AQ	38465	Flint Hills Resources, LP	6308	2009-1603-AIR-E	NUECES	03/08/2010	\$5,700	\$1,140	\$4,560	\$0
AQ	39187	Flint Hills Resources, LP	16989	2010-0309-AIR-E	JEFFERSON	08/30/2010	\$29,400	\$0	\$14,700	\$14,700
AQ	37793	Flint Hills Resources, LP	16989	2009-0916-AIR-E	JEFFERSON	12/18/2009	\$18,275	\$0	\$9,138	\$9,137
AQ	38833	Flint Hills Resources, LP	16989	2009-1999-AIR-E	JEFFERSON	07/11/2010	\$17,550	\$3,510	\$7,020	\$7,020
AQ	38168	Flint Hills Resources, LP	16989	2009-1335-AIR-E	JEFFERSON	02/22/2010	\$16,715	\$3,343	\$6,686	\$6,686

* There are Multiple Respondent Names associated to this Case No.



Appendix 7: List of Administrative Orders Issued FY2010

Date Range Selected : 09/01/2009 - 8/31/2010

PGM	Case No.	Respondent Name	TCEQ ID	Docket#	County	Order Date	Penalty Assessed	Penalty Deferred	Payable Amount	SEP Offset
AQ	39141	Flint Hills Resources, LP	4835500017	2010-0233-AIR-E	NUECES	08/09/2010	\$6,025	\$1,205	\$4,820	\$0
AQ	36843	Flying J, Inc.	EE1111D	2008-1835-AIR-E	EL PASO	09/21/2009	\$1,240	\$248	\$992	\$0
AQ	37165	Formosa Plastics Corporation, Texas	7699	2009-0216-AIR-E	CALHOUN	10/04/2009	\$62,555	\$12,511	\$25,022	\$25,022
AQ	38127	Fort Worth Excavating, Inc.	TA1189L	2009-1289-AIR-E	TARRANT	05/09/2010	\$5,160	\$1,032	\$4,128	\$0
AQ	38452	Frontera Generation Limited Partnership	1827	2009-1597-AIR-E	HIDALGO	02/22/2010	\$5,600	\$1,120	\$4,480	\$0
AQ	38407	GAFFORD, JOSH		2009-1563-AIR-E	LEON	05/09/2010	\$900	\$180	\$720	\$0
AQ	38257	GB Biosciences Corporation	2266	2009-1394-AIR-E	HARRIS	02/22/2010	\$9,843	\$1,968	\$3,938	\$3,937
AQ	36495	General Dynamics Ordnance and Tactical Systems, Inc.	DB0482W	2008-1447-AIR-E	DALLAS	01/28/2010	\$3,125	\$0	\$3,125	\$0
AQ	37443	Genesis Quality Aggregates, Ltd.	83522	2009-0544-AIR-E	MAVERICK	03/20/2010	\$3,000	\$600	\$2,400	\$0
AQ	38251	Georgia-Pacific Wood Products LLC	1195	2009-1380-AIR-E	NEWTON	02/22/2010	\$1,875	\$375	\$1,500	\$0
AQ	37349	GRADY, JIMMY P		2009-0429-AIR-E	GRAYSON	02/07/2010	\$1,450	\$0	\$1,450	\$0
AQ	37979	Guardian Industries Corp.	1091	2009-1138-AIR-E	NAVARRO	04/25/2010	\$59,696	\$11,939	\$47,757	\$0
AQ	37928	Gulf Coast Waste Disposal Authority	40782	2009-1076-AIR-E	HARRIS	01/28/2010	\$7,350	\$1,470	\$0	\$5,880
AQ	37908	Hayward Baker, Inc.	82791L002	2009-1042-AIR-E	JEFFERSON	10/31/2009	\$750	\$150	\$600	\$0
AQ	38231	Helena Chemical Company	88408	2009-1341-AIR-E	PALO PINTO	04/11/2010	\$2,000	\$400	\$1,600	\$0
AQ	37779	Helena Chemical Company	3805	2009-0871-AIR-E	WICHITA	11/13/2009	\$6,250	\$1,250	\$5,000	\$0
AQ	38370	Helena Chemical Company	89054	2009-1433-AIR-E	ELLIS	02/07/2010	\$2,000	\$400	\$1,600	\$0
AQ	38018	Hess Corporation	4816500017	2009-1173-AIR-E	GAINES	03/08/2010	\$19,050	\$3,810	\$7,620	\$7,620
AQ	38299	HFOTCO LLC	HG0345C	2009-1429-AIR-E	HARRIS	01/28/2010	\$2,125	\$425	\$1,700	\$0
AQ	37710	Houston Refining LP	1372	2009-0779-AIR-E	HARRIS	08/09/2010	\$10,000	\$2,000	\$8,000	\$0
AQ	35873	Houston Refining LP	HG0048L	2008-0790-AIR-E	HARRIS	10/31/2009	\$37,950	\$0	\$37,950	\$0
AQ	36508	Houston Refining LP	HG0048L	2008-1454-AIR-E	HARRIS	08/09/2010	\$10,000	\$0	\$10,000	\$0
AQ	38965	Houston Refining LP	2167	2010-0028-AIR-E	HARRIS	07/11/2010	\$10,000	\$2,000	\$8,000	\$0
AQ	37127	Houston Refining LP	2167	2009-0181-AIR-E	HARRIS	12/18/2009	\$40,524	\$0	\$40,524	\$0
AQ	37780	Huntsman Petrochemical Corporation	1322	2009-0894-AIR-E	JEFFERSON	03/20/2010	\$68,725	\$13,745	\$27,490	\$27,490
AQ	38189	HUYNH, TU		2009-1378-AIR-E	GALVESTON	03/20/2010	\$1,050	\$210	\$840	\$0
AQ	37426	INEOS Americas LLC	5215A	2009-0490-AIR-E	JEFFERSON	11/27/2009	\$12,120	\$2,424	\$9,696	\$0
AQ	37665	INEOS USA LLC	95	2009-0758-AIR-E	BRAZORIA	11/13/2009	\$10,000	\$2,000	\$8,000	\$0
AQ	38595	INEOS USA LLC	95	2009-1737-AIR-E	BRAZORIA	04/25/2010	\$10,000	\$2,000	\$8,000	\$0
AQ	37943	INEOS USA LLC	95	2009-1084-AIR-E	BRAZORIA	04/11/2010	\$40,000	\$0	\$20,000	\$20,000
AQ	37755	INEOS USA LLC	49823	2009-0715-AIR-E	HARRIS	10/31/2009	\$6,900	\$1,380	\$5,520	\$0
AQ	37435	Intercontinental Terminals Company LLC	1078	2009-0500-AIR-E	HARRIS	10/18/2009	\$10,000	\$0	\$5,000	\$5,000

* There are Multiple Respondent Names associated to this Case No.



Singles Program

Appendix 7: List of Administrative Orders Issued FY2010

Date Range Selected : 09/01/2009 - 8/31/2010

PGM	Case No.	Respondent Name	TCEQ ID	Docket#	County	Order Date	Penalty Assessed	Penalty Deferred	Payable Amount	SEP Offset
AQ	38978	Intercontinental Terminals Company LLC	1078	2010-0065-AIR-E	HARRIS	08/30/2010	\$10,000	\$2,000	\$8,000	\$0
AQ	37304	INVISTA S.a r.l.	1904	2009-0364-AIR-E	VICTORIA	10/18/2009	\$5,356	\$1,071	\$2,143	\$2,142
AQ	37490	INVISTA S.a r.l.	1996	2009-0561-AIR-E	ORANGE	06/18/2010	\$22,660	\$0	\$11,330	\$11,330
AQ	38406	INVISTA S.a r.l.	1908	2009-1538-AIR-E	HARRIS	06/26/2010	\$4,550	\$910	\$3,640	\$0
AQ	38679	ISP Synthetic Elastomers LLC	9908	2009-1820-AIR-E	JEFFERSON	04/25/2010	\$10,450	\$2,090	\$4,180	\$4,180
AQ	37616	ISP Synthetic Elastomers LLC	9908	2009-0699-AIR-E	JEFFERSON	02/07/2010	\$27,170	\$5,434	\$21,736	\$0
AQ	37290	Jeld-Wen, Inc.	21189	2009-0357-AIR-E	HOPKINS	10/04/2009	\$5,500	\$1,100	\$2,200	\$2,200
AQ	38109	JMSL LLC		2009-1276-AIR-E	MAVERICK	07/16/2010	\$3,500	\$0	\$3,500	\$0
AQ	29964	K & K Tank Cleaning Systems, Inc.	31434	2006-0861-AIR-E	TARRANT	06/18/2010	\$10,440	\$0	\$10,440	\$0
AQ	37629	Kiewit Offshore Services, LTD.	SD0184W	2009-1748-AIR-E	SAN PATRICIO	06/26/2010	\$29,590	\$5,918	\$23,672	\$0
AQ	38010	Kinder Morgan Liquids Terminals LLC	HG0262H	2009-1161-AIR-E	HARRIS	04/25/2010	\$13,480	\$2,696	\$5,392	\$5,392
AQ	37548	Kinder Morgan Tejas Pipeline LLC	714	2009-0613-AIR-E	STARR	10/31/2009	\$3,750	\$750	\$3,000	\$0
AQ	38342	Kinder Morgan Texas Pipeline LLC	794	2009-1474-AIR-E	MATAGORD A	03/08/2010	\$6,375	\$1,275	\$5,100	\$0
AQ	37839	Kinder Morgan Texas Pipeline, Inc.	3267	2009-0967-AIR-E	BEE	01/28/2010	\$8,000	\$1,600	\$6,400	\$0
AQ	37269	KING, NELSON		2009-0218-AIR-E	WISE	11/20/2009	\$1,712	\$0	\$1,712	\$0
AQ	24950	KM Aviation, Inc.	78318	2008-0076-AIR-E	DALLAS	12/03/2009	\$30,000	\$0	\$30,000	\$0
AQ	38485	KM Liquids Terminals LLC	984	2009-1622-AIR-E	HARRIS	05/09/2010	\$12,000	\$2,400	\$4,800	\$4,800
AQ	37239	KMCO, L.P.	1441	2009-0299-AIR-E	HARRIS	10/18/2009	\$21,128	\$4,225	\$16,903	\$0
AQ	37643	Land O'Lakes Purina Feed LLC	89543	2009-0733-AIR-E	DEAF SMITH	11/27/2009	\$3,360	\$672	\$2,688	\$0
AQ	38970	LANXESS Corporation	22508	2010-0142-AIR-E	ORANGE	08/21/2010	\$5,050	\$1,010	\$2,020	\$2,020
AQ	39101	LBC Houston, L.P.	3467B	2010-0196-AIR-E	HARRIS	08/30/2010	\$4,425	\$885	\$3,540	\$0
AQ	38324	Leading Edge Aviation Services Inc	28896	2009-1427-AIR-E	POTTER	04/11/2010	\$27,520	\$0	\$27,520	\$0
AQ	34860	Lee-Var Inc. dba Palmer of Texas	25359	2009-0552-AIR-E	ANDREWS	11/13/2009	\$43,750	\$0	\$21,875	\$21,875
AQ	37925	Lindsey Contractors, Inc.	42292	2009-1071-AIR-E	MCLENNAN	10/31/2009	\$1,250	\$250	\$1,000	\$0
AQ	39377	Lone Star Specialty Products, LLC	56304	2010-0466-AIR-E	MORRIS	08/21/2010	\$5,940	\$1,188	\$4,752	\$0
AQ	37455	Lucite International, Inc.	1437	2009-0522-AIR-E	JEFFERSON	10/18/2009	\$70,546	\$14,109	\$28,219	\$28,218
AQ	38458	Lyondell Chemical Company	18103	2009-1581-AIR-E	HARRIS	04/11/2010	\$0	\$0	\$0	\$0
AQ	15009	Magnum Blue Ribbons Feeds, Inc.	DD0066S	2009-1113-AIR-E	DEAF SMITH	04/11/2010	\$1,550	\$0	\$1,550	\$0
AQ	37877	Mansfield Plumbing Products LLC	2316	2009-1004-AIR-E	RUSK	12/18/2009	\$12,500	\$2,500	\$10,000	\$0
AQ	36737	Marathon Petroleum Company LLC	GB0055R	2008-1709-AIR-E	GALVESTON	01/28/2010	\$115,347	\$23,069	\$0	\$92,278
AQ	38926	Mario Sinacola & Sons Excavating, Inc.	51564L054	2010-0022-AIR-E	DENTON	08/09/2010	\$1,000	\$200	\$800	\$0
AQ	39391	MarkWest Pinnacle, L.L.C.	2818	2010-0429-AIR-E	NACOGDOC HES	08/30/2010	\$3,182	\$636	\$2,546	\$0

* There are Multiple Respondent Names associated to this Case No.



TCEQ
Singles Program

Appendix 7: List of Administrative Orders Issued FY2010

Date Range Selected : 09/01/2009 - 8/31/2010

PGM	Case No.	Respondent Name	TCEQ ID	Docket#	County	Order Date	Penalty Assessed	Penalty Deferred	Payable Amount	SEP Offset
AQ	39019	Martin Sanchez	91733	2010-0091-AIR-E	DALLAS	06/18/2010	\$1,050	\$210	\$840	\$0
AQ	37832	Matrix Metals LLC	2121	2009-0955-AIR-E	FORT BEND	02/07/2010	\$18,750	\$3,750	\$15,000	\$0
AQ	38892	Millennium Petrochemicals Inc.	4751	2009-2068-AIR-E	HARRIS	08/30/2010	\$6,650	\$1,330	\$5,320	\$0
AQ	37078	Millennium Petrochemicals Inc.	4751	2009-0133-AIR-E	HARRIS	01/28/2010	\$12,450	\$0	\$12,450	\$0
AQ	37391	Millicrete Ready Mix, LP	76546	2009-0447-AIR-E	LIBERTY	10/04/2009	\$3,588	\$717	\$2,871	\$0
AQ	37635	Milwhite, Inc.	7537	2009-0722-AIR-E	CAMERON	10/18/2009	\$6,000	\$1,200	\$4,800	\$0
AQ	38454	Mineral Technologies, Inc.	2870	2009-1592-AIR-E	PECOS	02/07/2010	\$8,000	\$1,600	\$6,400	\$0
AQ	38331	Mitsubishi Caterpillar Forklift America Inc.	1432	2009-1460-AIR-E	HARRIS	08/30/2010	\$105,590	\$0	\$52,833	\$52,757
AQ	37852	MK1 CONSTURCTION SERVICES LLC		2009-0978-AIR-E	BEXAR	11/13/2009	\$1,000	\$200	\$800	\$0
AQ	38863	MORRIS, GARRY		2009-2035-AIR-E	GRAYSON	06/18/2010	\$1,125	\$225	\$900	\$0
AQ	37907	Motiva Enterprises LLC	8404	2009-1043-AIR-E	JEFFERSON	06/18/2010	\$312,272	\$62,454	\$124,909	\$124,909
AQ	38217	Natural Gas Pipeline Company of America LLC	826	2009-1362-AIR-E	GRAY	03/08/2010	\$10,100	\$2,020	\$8,080	\$0
AQ	37685	Nipco, Inc.	27236	2009-0771-AIR-E	ECTOR	10/18/2009	\$2,900	\$580	\$2,320	\$0
AQ	38296	Noltex, L.L.C	19074	2009-1425-AIR-E	HARRIS	04/25/2010	\$4,403	\$880	\$3,523	\$0
AQ	38580	Norit Americas, Inc.	1379	2009-1722-AIR-E	HARRISON	04/11/2010	\$3,456	\$691	\$2,765	\$0
AQ	39243	Norit Americas, Inc.	1379	2010-0345-AIR-E	HARRISON	08/30/2010	\$15,251	\$3,050	\$12,201	\$0
AQ	37977	North American Steel Corporation	87293	2009-0993-AIR-E	TARRANT	11/27/2009	\$4,000	\$800	\$3,200	\$0
AQ	37649	NuStar Logistics, L.P.	2599	2009-0791-AIR-E	GALVESTON	10/18/2009	\$12,500	\$2,500	\$10,000	\$0
AQ	38484	Occidental Permian Ltd.	16754	2009-1625-AIR-E	YOAKUM	05/09/2010	\$9,000	\$1,800	\$3,600	\$3,600
AQ	37344	ONEOK Hydrocarbon Southwest, LLC	3956B	2009-0400-AIR-E	CHAMBERS	02/07/2010	\$160,000	\$0	\$80,000	\$80,000
AQ	37954	ONEOK, Inc.	EE1195R	2009-1100-AIR-E	EL PASO	01/28/2010	\$1,020	\$204	\$816	\$0
AQ	38371	Orange County Container Group LLC	23890	2009-1501-AIR-E	KAUFMAN	04/11/2010	\$5,162	\$1,032	\$4,130	\$0
AQ	38038	Oxy USA WTP LP	52119	2009-1204-AIR-E	GAINES	04/25/2010	\$99,500	\$0	\$99,500	\$0
AQ	37937	Oxy Vinyls, LP	3855B	2009-1079-AIR-E	HARRIS	03/08/2010	\$24,850	\$0	\$12,425	\$12,425
AQ	37822	Paris Generation, L.P.	18394	2009-0931-AIR-E	LAMAR	12/18/2009	\$2,100	\$420	\$1,680	\$0
AQ	35182	Pasadena Refining System, Inc	76192	2008-0050-AIR-E	HARRIS	10/18/2009	\$10,000	\$0	\$10,000	\$0
AQ	38542	Permian Tank & Manufacturing, Inc.	2838	2009-1669-AIR-E	RUSK	04/25/2010	\$6,100	\$1,220	\$4,880	\$0
AQ	38765	Petrofuels Quality Marketing, LP	CI0113T	2009-1922-AIR-E	CHAMBERS	06/04/2010	\$13,670	\$2,734	\$10,936	\$0
AQ	38161	Pioneer Natural Resources USA, Inc.	21316	2009-1321-AIR-E	POTTER	01/28/2010	\$1,875	\$375	\$1,500	\$0
AQ	38115	Prism Gas Systems I, L.P	32829	2009-1265-AIR-E	HARRISON	03/20/2010	\$58,197	\$11,639	\$23,279	\$23,279
AQ	38279	PVR East Texas Gas Processing, LLC	2980	2009-1388-AIR-E	HARRISON	02/07/2010	\$3,750	\$750	\$3,000	\$0
AQ	38070	PVR Gas Resources, LLC	2963	2009-1225-AIR-E	OCHILTREE	12/18/2009	\$1,875	\$375	\$1,500	\$0

* There are Multiple Respondent Names associated to this Case No.



Appendix 7: List of Administrative Orders Issued FY2010

Date Range Selected : 09/01/2009 - 8/31/2010

PGM	Case No.	Respondent Name	TCEQ ID	Docket#	County	Order Date	Penalty Assessed	Penalty Deferred	Payable Amount	SEP Offset
AQ	37286	Rainbow Painting, Inc.	78276	2009-0353-AIR-E	ORANGE	10/04/2009	\$1,000	\$200	\$800	\$0
AQ	38540	Regency Field Services LLC	20150	2009-1670-AIR-E	PECOS	03/08/2010	\$938	\$187	\$751	\$0
AQ	38430	REPUBLIC CORPORATION	1772	2009-1702-AIR-E	HARRISON	03/20/2010	\$3,745	\$749	\$2,996	\$0
AQ	37962	Republic Plastics, Ltd.	2680	2009-1107-AIR-E	GUADALUPE	10/31/2009	\$3,100	\$620	\$2,480	\$0
AQ	35057	Rescar, Inc.	1532	2007-1958-AIR-E	ORANGE	10/04/2009	\$2,425	\$485	\$1,940	\$0
AQ	38710	Rhodia Inc.	1610	2009-1854-AIR-E	HARRIS	06/18/2010	\$26,163	\$5,232	\$20,931	\$0
AQ	39104	Rhodia Inc.	4802	2010-0194-AIR-E	HARRIS	08/21/2010	\$7,350	\$1,470	\$5,880	\$0
AQ	38412	Rhodia Inc.	1609	2009-1540-AIR-E	HARRIS	05/09/2010	\$6,007	\$1,201	\$4,806	\$0
AQ	38326	Rhodia Inc.	HG0696Q	2009-1450-AIR-E	HARRIS	03/20/2010	\$23,025	\$4,605	\$18,420	\$0
AQ	38408	Rio Grande Valley Sugar Growers, Inc.	114	2009-1564-AIR-E	HIDALGO	02/22/2010	\$5,855	\$1,171	\$4,684	\$0
AQ	38325	Robroy Industries-Texas, L. P.	20805	2009-1456-AIR-E	UPSHUR	04/25/2010	\$26,250	\$5,250	\$10,500	\$10,500
AQ	37228	Rohm and Haas Texas Incorporated	HG0632T	2009-0296-AIR-E	HARRIS	09/21/2009	\$59,700	\$11,940	\$23,880	\$23,880
AQ	35303	Rohm and Haas Texas Incorporated	8838	2008-0156-AIR-E	HARRIS	01/28/2010	\$81,000	\$16,200	\$64,800	\$0
AQ	37762	Rohm and Haas Texas Incorporated	723	2009-0891-AIR-E	HARRIS	12/18/2009	\$10,000	\$2,000	\$4,000	\$4,000
AQ	37935	Rohm and Haas Texas Incorporated	8838	2009-1116-AIR-E	HARRIS	08/30/2010	\$542,251	\$0	\$271,126	\$271,125
AQ	39062	SABINA PETROCHEMICALS LLC	2629	2010-0137-AIR-E	JEFFERSON	08/09/2010	\$32,429	\$6,485	\$12,972	\$12,972
AQ	38274	SandRidge CO2, LLC	2685	2009-1403-AIR-E	TERRELL	03/08/2010	\$33,641	\$6,728	\$26,913	\$0
AQ	38247	SandRidge CO2, LLC	2760	2009-1379-AIR-E	PECOS	02/07/2010	\$13,800	\$2,760	\$11,040	\$0
AQ	37624	Sealy Oil Mill & Feed Co		2009-0573-AIR-E	AUSTIN	10/04/2009	\$1,050	\$210	\$840	\$0
AQ	38635	Shell Chemical LP	9334	2009-1789-AIR-E	HARRIS	06/18/2010	\$10,000	\$2,000	\$4,000	\$4,000
AQ	37398	Shell Chemical LP	3216	2009-0465-AIR-E	HARRIS	10/31/2009	\$20,000	\$4,000	\$8,000	\$8,000
AQ	38815	Shell Chemical LP	9334	2009-1984-AIR-E	HARRIS	07/11/2010	\$55,899	\$11,179	\$22,360	\$22,360
AQ	37712	Shell Oil Company	21262	2009-0806-AIR-E	HARRIS	03/20/2010	\$30,000	\$6,000	\$12,000	\$12,000
AQ	38908	Shell Oil Company	21262	2009-2090-AIR-E	HARRIS	06/26/2010	\$10,000	\$0	\$5,000	\$5,000
AQ	37981	Shintech Incorporated	1361	2009-1133-AIR-E	BRAZORIA	01/28/2010	\$546	\$109	\$437	\$0
AQ	37920	Sid Richardson Carbon, LTD	1550	2009-1045-AIR-E	HOWARD	08/09/2010	\$10,788	\$0	\$10,788	\$0
AQ	37872	Signal International Texas, L.P.	2396	2009-0999-AIR-E	JEFFERSON	06/26/2010	\$11,600	\$0	\$11,600	\$0
AQ	38138	Sofia Enterprises, L.P.	8710	2009-1291-AIR-E	TOM GREEN	03/08/2010	\$5,200	\$1,040	\$4,160	\$0
AQ	38129	South Texas Aggregates, Inc.	39691	2009-1287-AIR-E	MAVERICK	12/18/2009	\$2,000	\$400	\$1,600	\$0
AQ	37603	Southern Crushed Concrete, LLC	909464N	2009-0686-AIR-E	HARRIS	03/08/2010	\$65,662	\$13,131	\$26,266	\$26,265
AQ	37976	Southern Manufacturing Co., L.L.C.	JE0168B	2009-1126-AIR-E	JEFFERSON	08/21/2010	\$2,675	\$535	\$2,140	\$0
AQ	37498	Southern Union Gas Services, Ltd.	2724	2009-0592-AIR-E	WINKLER	11/27/2009	\$22,794	\$4,558	\$9,118	\$9,118
AQ	38609	Southern Union Pipeline, Ltd.	4837100011	2009-1760-AIR-E	PECOS	05/09/2010	\$2,050	\$410	\$820	\$820

* There are Multiple Respondent Names associated to this Case No.



Singles Program

Appendix 7: List of Administrative Orders Issued FY2010

Date Range Selected : 09/01/2009 - 8/31/2010

PGM	Case No.	Respondent Name	TCEQ ID	Docket#	County	Order Date	Penalty Assessed	Penalty Deferred	Payable Amount	SEP Offset
AQ	38362	Stolthaven Houston, Inc.	1060	2009-1484-AIR-E	HARRIS	03/08/2010	\$1,630	\$326	\$1,304	\$0
AQ	38160	Strike Construction, LLC	91565	2009-1140-AIR-E	CHAMBERS	03/08/2010	\$1,750	\$350	\$1,400	\$0
AQ	37694	Sunoco Partners Marketing & Terminals L.P.	1573	2009-0844-AIR-E	JEFFERSON	11/27/2009	\$50,125	\$10,025	\$20,050	\$20,050
AQ	38838	Sunoco Pipeline L.P.	2691	2009-1990-AIR-E	SCURRY	06/18/2010	\$5,900	\$1,180	\$4,720	\$0
AQ	35751	Sunoco, Inc. (R&M)	5572B	2008-0643-AIR-E	HARRIS	04/25/2010	\$10,250	\$2,050	\$8,200	\$0
AQ	37132	Sunoco, Inc. (R&M)	1424	2009-0188-AIR-E	HARRIS	11/13/2009	\$154,025	\$30,805	\$123,220	\$0
AQ	38026	Targa Midstream Services Limited Partnership	612	2009-1180-AIR-E	CHAMBERS	05/09/2010	\$37,720	\$7,544	\$30,176	\$0
AQ	37305	Targa Midstream Services Limited Partnership	612	2009-0377-AIR-E	CHAMBERS	10/18/2009	\$65,450	\$13,090	\$26,180	\$26,180
AQ	37504	Tenet Hospitals Limited	1425	2009-0582-AIR-E	EL PASO	10/31/2009	\$19,331	\$3,866	\$15,465	\$0
AQ	38728	Texas Department of Public Safety	3032	2009-1880-AIR-E	HIDALGO	06/26/2010	\$9,875	\$1,975	\$7,900	\$0
AQ	38126	Texas Municipal Power Agency	83	2009-1290-AIR-E	GRIMES	01/28/2010	\$2,750	\$550	\$2,200	\$0
AQ	38435	Texas State University - San Marcos	1568	2009-1568-AIR-E	HAYS	03/20/2010	\$3,510	\$702	\$2,808	\$0
AQ	38382	Texmark Chemicals, Inc.	1363	2009-1514-AIR-E	HARRIS	06/04/2010	\$13,650	\$2,730	\$5,460	\$5,460
AQ	38092	The Dow Chemical Company	20432	2009-1251-AIR-E	BRAZORIA	04/11/2010	\$146,917	\$0	\$73,459	\$73,458
AQ	38895	The Lubrizol Corporation	1935	2009-2073-AIR-E	HARRIS	06/26/2010	\$8,970	\$1,794	\$3,588	\$3,588
AQ	37642	The Lubrizol Corporation	1582	2009-0711-AIR-E	HARRIS	03/08/2010	\$8,147	\$1,629	\$6,518	\$0
AQ	38476	The Lubrizol Corporation	1933	2009-1605-AIR-E	HARRIS	08/09/2010	\$143,460	\$0	\$71,730	\$71,730
AQ	37432	The Premcor Refining Group Inc.	6825A	2009-0511-AIR-E	JEFFERSON	03/20/2010	\$24,750	\$0	\$12,375	\$12,375
AQ	38457	TIN Inc.	2699	2009-1582-AIR-E	JASPER	04/11/2010	\$5,877	\$1,175	\$2,351	\$2,351
AQ	38501	TOTAL PETROCHEMICALS USA, INC.	3908B	2009-1640-AIR-E	HARRIS	03/08/2010	\$10,000	\$2,000	\$8,000	\$0
AQ	38769	TOTAL PETROCHEMICALS USA, INC.	54026	2009-1921-AIR-E	JEFFERSON	07/11/2010	\$38,300	\$7,660	\$15,320	\$15,320
AQ	38909	TOTAL PETROCHEMICALS USA, INC.	20381	2009-2089-AIR-E	JEFFERSON	08/09/2010	\$38,800	\$7,760	\$15,520	\$15,520
AQ	37430	TOTAL PETROCHEMICALS USA, INC.	20381	2009-0491-AIR-E	JEFFERSON	10/04/2009	\$9,475	\$1,895	\$3,790	\$3,790
AQ	38919	TOTAL PETROCHEMICALS USA, INC.	3908B	2010-0019-AIR-E	HARRIS	08/21/2010	\$25,375	\$5,075	\$20,300	\$0
AQ	39160	TOTAL PETROCHEMICALS USA, INC.	54026	2010-0257-AIR-E	JEFFERSON	08/30/2010	\$9,905	\$1,981	\$3,962	\$3,962
AQ	35533	TOTAL PETROCHEMICALS USA, INC.	1267	2008-0413-AIR-E	JEFFERSON	10/31/2009	\$41,432	\$8,286	\$16,573	\$16,573
AQ	37659	TOTAL PETROCHEMICALS USA, INC.	3908B	2009-0749-AIR-E	HARRIS	11/27/2009	\$20,000	\$4,000	\$8,000	\$8,000
AQ	29445	TOTAL PETROCHEMICALS USA, INC.	4824500037	2006-0561-AIR-E	JEFFERSON	08/30/2010	\$493,200	\$0	\$246,600	\$246,600
AQ	38322	TOTAL PETROCHEMICALS USA, INC.	1267	2009-1446-AIR-E	JEFFERSON	03/20/2010	\$20,550	\$4,110	\$8,220	\$8,220
AQ	38714	TOTAL PETROCHEMICALS USA, INC.	3908B	2009-1869-AIR-E	HARRIS	06/26/2010	\$30,578	\$6,115	\$24,463	\$0
AQ	37445	TPC Group LLC	1327	2009-0524-AIR-E	JEFFERSON	10/18/2009	\$10,200	\$2,040	\$4,080	\$4,080

* There are Multiple Respondent Names associated to this Case No.



Singles Program

Appendix 7: List of Administrative Orders Issued FY2010

Date Range Selected : 09/01/2009 - 8/31/2010

PGM	Case No.	Respondent Name	TCEQ ID	Docket#	County	Order Date	Penalty Assessed	Penalty Deferred	Payable Amount	SEP Offset
AQ	37553	TPC Group LLC	46307	2009-0634-AIR-E	HARRIS	02/07/2010	\$63,140	\$0	\$31,570	\$31,570
AQ	38692	TPC Group LLC	20485	2009-1819-AIR-E	JEFFERSON	06/04/2010	\$20,206	\$4,041	\$8,083	\$8,082
AQ	38323	Transcontinental Gas Pipe Line Company, LLC	668	2009-1445-AIR-E	HARDIN	03/20/2010	\$34,285	\$6,857	\$13,714	\$13,714
AQ	39454	Trend Gathering & Treating, LP	91998	2010-0543-AIR-E	FREESTONE	08/30/2010	\$2,000	\$400	\$1,600	\$0
AQ	38381	Trinity Tank Car, Inc.	1658	2009-1513-AIR-E	TARRANT	02/07/2010	\$1,875	\$375	\$1,500	\$0
AQ	37409	Unison Drilling, Inc.	83399	2009-0464-AIR-E	MEDINA	10/04/2009	\$820	\$164	\$656	\$0
AQ	38432	US Department of the Army	EE1214P	2009-1565-AIR-E	EL PASO	05/09/2010	\$1,000	\$200	\$800	\$0
AQ	36224	US Fiberglass, Inc.	HA0175A	2008-1181-AIR-E	HALE	04/25/2010	\$2,350	\$0	\$2,350	\$0
AQ	37213	Valero Refining-Texas, L.P.	2937	2009-0288-AIR-E	NUECES	09/21/2009	\$24,484	\$0	\$12,242	\$12,242
AQ	38156	Valero Refining-Texas, L.P.	39142	2009-1314-AIR-E	GALVESTON	01/28/2010	\$10,000	\$2,000	\$4,000	\$4,000
AQ	37441	Valero Refining-Texas, L.P.	2250	2009-0510-AIR-E	NUECES	12/18/2009	\$13,706	\$2,741	\$5,483	\$5,482
AQ	37392	Valero Refining-Texas, L.P.	39142	2009-0448-AIR-E	GALVESTON	09/21/2009	\$10,000	\$0	\$5,000	\$5,000
AQ	34542	Valero Refining-Texas, L.P.	1253	2007-1413-AIR-E	GALVESTON	10/31/2009	\$60,125	\$12,025	\$48,100	\$0
AQ	38360	Valero Refining-Texas, L.P.	1381	2009-1487-AIR-E	HARRIS	05/09/2010	\$23,330	\$4,666	\$9,332	\$9,332
AQ	39021	Valero Refining-Texas, L.P.	39142	2010-0098-AIR-E	GALVESTON	08/09/2010	\$10,000	\$2,000	\$4,000	\$4,000
AQ	38373	Viking Industrial Painting Inc.		2009-1502-AIR-E	BELL	06/04/2010	\$800	\$160	\$640	\$0
AQ	34442	VILLARREAL, MARTA *	76629	2009-1013-AIR-E	JIM WELLS	02/07/2010	\$44,200	\$0	\$44,200	\$0
AQ	38634	Vopak Logistics Services USA Inc.	1637	2009-1784-AIR-E	HARRIS	05/09/2010	\$3,150	\$630	\$1,260	\$1,260
AQ	37462	Vopak Terminal Deer Park, Inc.	HG0629I	2009-0532-AIR-E	HARRIS	10/04/2009	\$7,200	\$1,440	\$2,880	\$2,880
AQ	38029	Vopak Terminal Deer Park, Inc.	466A	2009-1181-AIR-E	HARRIS	02/07/2010	\$10,160	\$0	\$5,080	\$5,080
AQ	38172	Vopak Terminal Deer Park, Inc.	1068	2009-1338-AIR-E	HARRIS	06/18/2010	\$124,670	\$24,934	\$49,868	\$49,868
AQ	38685	Vopak Terminal Galena Park, Inc.	1070	2009-1836-AIR-E	HARRIS	06/26/2010	\$12,635	\$2,527	\$5,054	\$5,054
AQ	37735	W & W Fiberglass Tank Company	2448	2009-0822-AIR-E	GRAY	02/22/2010	\$19,944	\$3,988	\$15,956	\$0
AQ	38287	Waste Management of Texas, Inc.	1478	2009-1419-AIR-E	DENTON	03/08/2010	\$1,925	\$385	\$1,540	\$0
AQ	38016	Watson, Incorporated	87637	2009-1171-AIR-E	TARRANT	11/27/2009	\$1,070	\$214	\$856	\$0
AQ	36424	Weir Bros., Inc.	455040152	2008-1369-MSW-E	DENTON	10/04/2009	\$39,400	\$0	\$39,400	\$0
AQ	38997	Wilkinson Gary Iron & Metal, Inc.	84294	2010-0051-AIR-E	WEBB	06/26/2010	\$990	\$198	\$792	\$0
AQ	39116	Wilkinson Jim Iron & Metal, Inc.	4806100212	2010-0156-AIR-E	CAMERON	08/09/2010	\$6,750	\$1,350	\$5,400	\$0
AQ	38210	WTG Gas Processing, L.P.	20137	2009-1371-AIR-E	HOWARD	06/18/2010	\$36,750	\$7,350	\$29,400	\$0
AQ	37158	WTG Gas Processing, L.P.	4822700003	2009-0210-AIR-E	HOWARD	10/04/2009	\$5,850	\$1,170	\$4,680	\$0
AQ	36061	WTG Jameson, L.P.	55477	2008-0979-AIR-E	COKE	11/27/2009	\$57,705	\$0	\$57,705	\$0
AQ	37728	WTG Jameson, L.P.	865	2009-0820-AIR-E	COKE	11/27/2009	\$5,322	\$1,064	\$4,258	\$0

* There are Multiple Respondent Names associated to this Case No.



Appendix 7: List of Administrative Orders Issued FY2010

Date Range Selected : 09/01/2009 - 8/31/2010

PGM	Case No.	Respondent Name	TCEQ ID	Docket#	County	Order Date	Penalty Assessed	Penalty Deferred	Payable Amount	SEP Offset
AQ	33193	ZOLTEK CORPORATION	35215	2007-0580-AIR-E	TAYLOR	02/22/2010	\$21,590	\$0	\$21,590	\$0
AQ Orders Issued: 340						Total:	\$8,181,948	\$926,193	\$4,873,975	\$2,381,780
DC	38865	CNBG Cleaning, Ltd.	105833446	2009-2038-DCL-E	BEXAR	06/26/2010	\$1,174	\$234	\$940	\$0
DC	30272	Elvi Lorena Hilton	104992896	2008-0198-DCL-E	DALLAS	11/07/2009	\$1,825	\$0	\$1,825	\$0
DC	30696	Hong-Vanthi Nguyen	TXR000072082	2008-1130-DCL-E	HARRIS	04/09/2010	\$2,088	\$0	\$2,088	\$0
DC	38353	James W. Weaver	103967378	2009-1472-DCL-E	TARRANT	03/20/2010	\$3,738	\$747	\$2,991	\$0
DC Orders Issued: 4						Total:	\$8,825	\$981	\$7,844	\$0
ER	36915	R & L Carriers Shared Services, L.L.C.		2008-1906-MSW-E	BELL	07/11/2010	\$1,100	\$0	\$1,100	\$0
ER Orders Issued: 1						Total:	\$1,100	\$0	\$1,100	\$0
IHW	38981	BFI Waste Services of Texas, LP	85812	2010-0125-IHW-E	HARRIS	08/21/2010	\$7,650	\$1,530	\$3,060	\$3,060
IHW	33820	Central Industrial Park, Ltd.	TXR000079133	2007-0969-IHW-E	HARRIS	01/28/2010	\$15,000	\$0	\$15,000	\$0
IHW	38390	CHANGING SURFACE INC	F2048	2009-1522-IHW-E	BEXAR	04/25/2010	\$9,000	\$1,800	\$7,200	\$0
IHW	37686	Disposal Properties, LLC	31905	2009-0761-IHW-E	BEXAR	11/13/2009	\$2,650	\$530	\$2,120	\$0
IHW	36521	E. I. du Pont de Nemours and Company	30010	2008-1529-IHW-E	JEFFERSON	08/09/2010	\$85,500	\$17,100	\$34,200	\$34,200
IHW	38093	Exxon Mobil Corporation	30040	2009-1221-IHW-E	HARRIS	04/11/2010	\$40,550	\$8,110	\$16,220	\$16,220
IHW	34977	LEWIS, BRENDA	TXR000064444	2007-1845-IHW-E	JIM WELLS	11/13/2009	\$40,000	\$38,800	\$1,200	\$0
IHW	36253	Load Trail, Inc.	TXR000079187	2008-1220-IHW-E	LAMAR	10/18/2009	\$44,630	\$8,926	\$35,704	\$0
IHW	37414	Multi-Chem Group, LLC	88112	2009-0475-IHW-E	SUTTON	02/22/2010	\$141,335	\$28,267	\$56,534	\$56,534
IHW	37278	Oglebay Norton Industrial Sands, Inc.	73107	2009-0342-IHW-E	MCCULLOCH	10/04/2009	\$11,425	\$2,285	\$4,570	\$4,570
IHW	38962	Oxid L.P.	31613	2010-0042-IHW-E	HARRIS	07/11/2010	\$14,000	\$2,800	\$11,200	\$0
IHW	12085	POPMA, JOHN	37333	2004-0083-IHW-E	UPSHUR	11/13/2009	\$29,250	\$14,237	\$15,013	\$0
IHW	35217	Rhodia Inc.	31019	2008-0102-MLM-E	HARRIS	11/13/2009	\$14,000	\$2,800	\$11,200	\$0
IHW	39119	Sprint Waste Services LP	88036	2010-0195-IHW-E	HARRIS	06/26/2010	\$2,875	\$575	\$2,300	\$0
IHW	38867	Stolthaven Houston, Inc.	33722	2010-0031-IHW-E	HARRIS	08/30/2010	\$36,530	\$7,306	\$14,612	\$14,612
IHW	36635	The Dow Chemical Company	30106	2008-1555-IHW-E	BRAZORIA	11/27/2009	\$97,500	\$19,500	\$39,000	\$39,000
IHW	37676	W-Tek, Inc.	39671	2009-0760-IHW-E	DALLAS	11/27/2009	\$18,340	\$3,668	\$14,672	\$0
IHW Orders Issued: 17						Total:	\$610,235	\$158,234	\$283,805	\$168,196

* There are Multiple Respondent Names associated to this Case No.



Singles Program

Appendix 7: List of Administrative Orders Issued FY2010

Date Range Selected : 09/01/2009 - 8/31/2010

PGM	Case No.	Respondent Name	TCEQ ID	Docket#	County	Order Date	Penalty Assessed	Penalty Deferred	Payable Amount	SEP Offset
MSW	38336	Absolutely Outdoors, Ltd.	100199	2009-1477-MSW-E	HARRIS	03/20/2010	\$2,215	\$443	\$1,772	\$0
MSW	37751	Anaconda Disposal LLC		2009-0838-MSW-E	BEXAR	11/27/2009	\$2,500	\$500	\$2,000	\$0
MSW	37752	APODACA, RICHARD C *		2009-0906-MSW-E	EL PASO	12/18/2009	\$1,050	\$210	\$840	\$0
MSW	37729	BARNES, OB		2009-0825-MSW-E	SWISHER	12/18/2009	\$2,500	\$500	\$2,000	\$0
MSW	37808	Biomedical Waste Solutions, LLC	40231	2009-0856-MSW-E	JEFFERSON	10/31/2009	\$3,000	\$600	\$2,400	\$0
MSW	14768	BLACK, YOLANDA *	UNA455160026	2008-1234-MSW-E	WEBB	10/11/2009	\$12,000	\$0	\$12,000	\$0
MSW	38170	BUXTON, RANDY		2009-1332-MSW-E	NEWTON	05/01/2010	\$1,050	\$0	\$1,050	\$0
MSW	34819	CATHEY, LARRY	100098	2008-0727-MSW-E	MCLENNAN	02/07/2010	\$38,216	\$0	\$38,216	\$0
MSW	38033	CHAVEZ, JUAN	455150174	2009-1081-MSW-E	HIDALGO	06/18/2010	\$15,000	\$11,400	\$3,600	\$0
MSW	38675	City of Alamo	1080001	2009-1828-MSW-E	HIDALGO	05/09/2010	\$2,125	\$425	\$1,700	\$0
MSW	38599	City Of Clarendon		2009-1860-MSW-E	DONLEY	04/25/2010	\$1,000	\$200	\$800	\$0
MSW	34964	City of Crowell *	1401	2007-1857-MSW-E	FOARD	06/18/2010	\$11,500	\$0	\$0	\$11,500
MSW	36584	City of Marshall	F2025	2008-1548-MLM-E	HARRISON	11/13/2009	\$4,750	\$950	\$3,800	\$0
MSW	36534	City of Marshall *	F2025	2008-1511-MSW-E	HARRISON	10/04/2009	\$5,400	\$1,080	\$2,160	\$2,160
MSW	38439	City of Taft	455140023 UA	2009-1624-MSW-E	SAN PATRICIO	03/08/2010	\$1,200	\$240	\$960	\$0
MSW	34215	CLABAUGH, STEVE	100237	2008-1818-MSW-E	MIDLAND	11/27/2009	\$6,643	\$0	\$6,643	\$0
MSW	38470	CORRAL, YSMAEL		2009-1607-MSW-E	TOM GREEN	04/25/2010	\$1,050	\$210	\$840	\$0
MSW	38252	Dearborn, George Henry DBA Frontier Tires Service	26915	2009-1391-MSW-E	ORANGE	06/18/2010	\$3,500	\$700	\$2,800	\$0
MSW	37932	Dhiraj Ramolia *		2009-0979-MSW-E	COLLIN	05/09/2010	\$5,000	\$0	\$5,000	\$0
MSW	33191	Earth Haulers, Inc.	455040179	2007-0471-MSW-E	TARRANT	12/18/2009	\$15,300	\$0	\$15,300	\$0
MSW	36273	Eggemeyer Land Clearing, LLC		2008-1227-MSW-E	BEXAR	10/04/2009	\$3,921	\$0	\$3,921	\$0
MSW	38847	ENGLAND, PHILLIP D		2009-2002-MSW-E	HUNT	06/18/2010	\$2,625	\$525	\$2,100	\$0
MSW	38425	Excell Disposal Waste Containers, Inc	455120135	2009-1554-MSW-E	HARRIS	05/09/2010	\$900	\$180	\$720	\$0
MSW	38709	FITZGERALD, PHIL	455120136	2009-1932-MLM-E	LIBERTY	07/11/2010	\$1,250	\$250	\$1,000	\$0
MSW	38330	FOX TREE & LANDSCAPE NURSERY INC	100167	2009-1426-MSW-E	NUECES	02/07/2010	\$3,600	\$720	\$2,880	\$0
MSW	35401	FRENCH, MICHAEL EUGENE	455040169	2008-0289-MSW-E	KAUFMAN	05/09/2010	\$2,000	\$0	\$2,000	\$0
MSW	28008	GARCIA, JESUS	UNA455140027	2008-0646-MSW-E	JIM WELLS	01/07/2010	\$4,050	\$0	\$4,050	\$0
MSW	37715	Gary Humphreys		2009-0824-MSW-E	BEXAR	10/31/2009	\$1,875	\$375	\$1,500	\$0
MSW	35921	GONZALES, ARTHUR D	3205	2008-0952-MSW-E	CROCKETT	02/12/2010	\$1,000	\$0	\$1,000	\$0
MSW	37743	Guadalupe Alvarado		2009-0813-MSW-E	CULBERSON	01/28/2010	\$2,500	\$500	\$2,000	\$0
MSW	37025	Hector Rangel Jr. & Luz Maria Rangel	455150145	2009-0087-MSW-E	HIDALGO	10/18/2009	\$3,300	\$660	\$2,640	\$0

* There are Multiple Respondent Names associated to this Case No.



Singles Program

Appendix 7: List of Administrative Orders Issued FY2010

Date Range Selected : 09/01/2009 - 8/31/2010

PGM	Case No.	Respondent Name	TCEQ ID	Docket#	County	Order Date	Penalty Assessed	Penalty Deferred	Payable Amount	SEP Offset
MSW	34712	HERNANDEZ, BENNY	6200074	2007-1679-MSW-E	HIDALGO	02/27/2010	\$7,875	\$0	\$7,875	\$0
MSW	36971	Industrial Scrap Materials, Inc.		2009-0008-MSW-E	TARRANT	10/24/2009	\$2,040	\$0	\$2,040	\$0
MSW	28006	Jaime Garcia	UNA455140052	2009-1439-MSW-E	CAMERON	05/29/2010	\$7,800	\$0	\$7,800	\$0
MSW	37496	LOWREY, GERALD		2009-0574-MSW-E	LAMAR	02/17/2010	\$2,500	\$0	\$2,500	\$0
MSW	36097	Mary Rose Independent Executries	455160053	2008-1032-MSW-E	MAVERICK	02/07/2010	\$1,100	\$0	\$1,100	\$0
MSW	36912	MCMAHAN, STAN		2008-1905-MSW-E	LIMESTONE	11/07/2009	\$2,750	\$0	\$2,750	\$0
MSW	33340	Mcquery J W Mac	455040162	2007-0715-MSW-E	TARRANT	08/30/2010	\$10,250	\$0	\$10,250	\$0
MSW	34334	N.E. CONSTRUCTION L.L.P.		2007-1197-MSW-E	DALLAS	02/22/2010	\$33,061	\$0	\$33,061	\$0
MSW	5947	NICHOLS, R C	455100029	2008-1400-MSW-E	MONTGOMERY	07/11/2010	\$3,600	\$0	\$3,600	\$0
MSW	34227	PANAGOPOULOS, JOE E		2008-1188-MSW-E	BEXAR	11/27/2009	\$8,625	\$0	\$8,625	\$0
MSW	38260	Premier Recyclers L L C		2009-1336-MLM-E	JASPER	04/11/2010	\$5,246	\$1,049	\$4,197	\$0
MSW	37688	RAPID ENVIRONMENTAL SERVICES, LLC		2009-0782-MSW-E	EL PASO	03/08/2010	\$475	\$0	\$475	\$0
MSW	38249	Richard Tomlin *	455100042	2009-1384-MSW-E	SHELBY	03/20/2010	\$1,300	\$260	\$1,040	\$0
MSW	36880	ROBERTS, FRANK *		2008-1870-MSW-E	BOSQUE	03/20/2010	\$2,625	\$0	\$2,625	\$0
MSW	35948	Rodriguez Rolando and Rodriguez Josefina	455150172	2008-0932-MSW-E	CAMERON	01/28/2010	\$1,000	\$0	\$1,000	\$0
MSW	38463	SANDERS, CALVIN		2009-1526-MSW-E	UPSHUR	05/29/2010	\$2,500	\$0	\$2,500	\$0
MSW	37736	Santos Barcenas dba Tyre King Recycling	6027064	2009-0812-MSW-E	HALE	03/14/2010	\$2,500	\$0	\$2,500	\$0
MSW	37537	Servando de La Garza	6200005	2009-0616-MSW-E	WEBB	10/31/2009	\$14,000	\$2,800	\$11,200	\$0
MSW	38398	SGP Holdings Inc	100091	2009-1529-MSW-E	LIMESTONE	07/11/2010	\$2,875	\$575	\$2,300	\$0
MSW	38700	Starr County	455150175	2009-1855-MSW-E	STARR	08/09/2010	\$5,000	\$0	\$5,000	\$0
MSW	35243	TAYLOR, MARVIN WAYNE		2008-0115-MSW-E	SHELBY	02/22/2010	\$2,250	\$0	\$2,250	\$0
MSW	36962	Transcontinental Realty Investors, Inc.		2009-0016-MSW-E	DALLAS	10/18/2009	\$35,700	\$0	\$35,700	\$0
MSW	38814	Tyler County		2009-1989-MLM-E	TYLER	06/26/2010	\$2,315	\$463	\$1,852	\$0
MSW	33340	Vega Waste Disposal Services Inc.	455040162	2007-0715-MSW-E	TARRANT	05/15/2010	\$25,000	\$0	\$25,000	\$0
MSW	38043	Village Farms, L.P.		2009-1177-MSW-E	PRESIDIO	01/28/2010	\$4,600	\$920	\$1,840	\$1,840
MSW	38173	West Body Shop, Inc.		2009-1339-MLM-E	RANDALL	04/11/2010	\$4,000	\$800	\$3,200	\$0
MSW	37581	Wilke Tire Service, Inc.	6200374	2009-0670-MSW-E	NUECES	06/24/2010	\$10,475	\$0	\$10,475	\$0
MSW	38523	Will Dylan Investments, Inc.		2009-1661-MSW-E	EL PASO	07/31/2010	\$1,300	\$0	\$1,300	\$0
MSW	25928	Wood Processing Services, Inc.	100100	2008-0678-MSW-E	JOHNSON	06/04/2010	\$5,862	\$0	\$5,862	\$0
MSW Orders Issued: 60						Total:	\$370,644	\$27,535	\$327,609	\$15,500

* There are Multiple Respondent Names associated to this Case No.



Singles Program

Appendix 7: List of Administrative Orders Issued FY2010

Date Range Selected : 09/01/2009 - 8/31/2010

PGM	Case No.	Respondent Name	TCEQ ID	Docket#	County	Order Date	Penalty Assessed	Penalty Deferred	Payable Amount	SEP Offset
OL	38831	ABUNDIZ, JOSE		2009-2006-LII-E	TRAVIS	08/29/2010	\$250	\$0	\$250	\$0
OL	37120	ALPERT, MARC		2009-0175-LII-E	TRAVIS	06/18/2010	\$742	\$0	\$742	\$0
OL	34911	ALVARADO, SIXTO NAVA		2007-1797-LII-E	DALLAS	09/12/2009	\$750	\$0	\$750	\$0
OL	37748	ARANDA, ERASMO		2009-0849-LII-E	DALLAS	01/07/2010	\$262	\$0	\$262	\$0
OL	37399	BECKER, CHRIS JAMES	LI0006448	2009-0451-LII-E	TRAVIS	01/28/2010	\$620	\$0	\$620	\$0
OL	37565	BELTRAN, HOMER V	LI0007505	2009-0648-LII-E	JIM WELLS	11/13/2009	\$750	\$150	\$600	\$0
OL	38209	BLACKWOOD, GARY		2009-1330-LII-E	TARRANT	04/11/2010	\$188	\$37	\$151	\$0
OL	39132	BOTERO, HERNAN		2010-0221-LII-E	GALVESTON	08/09/2010	\$1,371	\$274	\$1,097	\$0
OL	39935	BRADDOCK, JOHNNY D		2010-1060-WOC-E	COLORADO	08/30/2010	\$210	\$0	\$210	\$0
OL	37824	BRYANT, CORY L	WO0008046	2009-0960-WOC-E	KERR	10/18/2009	\$210	\$0	\$210	\$0
OL	38982	BUCK, ROBERT		2010-0050-LII-E	DALLAS	06/26/2010	\$225	\$45	\$180	\$0
OL	37347	CAMACHO, JOSE ANTONIO		2009-0251-LII-E	HARRIS	12/17/2009	\$744	\$0	\$744	\$0
OL	39937	CANSLER, JERRY RAY		2010-1051-WOC-E	JACK	08/30/2010	\$210	\$0	\$210	\$0
OL	38335	CHAVARRIA, PEDRO		2009-1375-LII-E	DENTON	05/29/2010	\$250	\$0	\$250	\$0
OL	37199	CORMIER, ANDRE C	LI0009027	2009-0270-LII-E	TARRANT	12/17/2009	\$341	\$0	\$341	\$0
OL	37775	DAILEY, MARK WILLIAM	LI0004576	2009-0902-LII-E	BEXAR	07/08/2010	\$852	\$0	\$852	\$0
OL	37403	DAVIS, GARETT		2009-0466-LII-E	HAYS	12/03/2009	\$262	\$0	\$262	\$0
OL	37450	DEHART, JOEY P	WO0025464	2009-0579-WOC-E	BREWSTER	02/17/2010	\$500	\$0	\$500	\$0
OL	37502	DODSON, KENDAL R	BP0008303	2009-0584-LII-E	COLLIN	01/28/2010	\$500	\$100	\$400	\$0
OL	38559	GARCIA, ALBERTO		2009-1701-LII-E	DALLAS	05/09/2010	\$250	\$0	\$250	\$0
OL	38456	GATSON, LEEMOND	WO0007938	2009-1596-WOC-E	NEWTON	01/28/2010	\$210	\$0	\$210	\$0
OL	37212	GODOY, JAVIER	LI0007455	2009-0265-LII-E	TARRANT	12/03/2009	\$131	\$0	\$131	\$0
OL	37731	GONZALEZ, JUAN GERVAICIO		2009-0811-LII-E	HOOD	11/27/2009	\$1,325	\$265	\$1,060	\$0
OL	37818	GREEN, COLBY		2009-0940-LII-E	WILLIAMSON	02/27/2010	\$1,286	\$0	\$1,286	\$0
OL	38147	GRODA, KENNETH WAYNE		2009-1283-LII-E	HARRIS	05/15/2010	\$262	\$0	\$262	\$0
OL	37787	GUZMAN, ANGEL		2009-0899-LII-E	HARRIS	02/17/2010	\$1,360	\$0	\$1,360	\$0
OL	38673	HUNTER, PHILLIP B	LI0017072	2009-1863-LII-E	COMAL	06/18/2010	\$525	\$105	\$420	\$0
OL	39936	ISHAM, JOSHUA A	WW0035104	2010-1052-WOC-E	LYNN	08/30/2010	\$210	\$0	\$210	\$0
OL	38923	JOHNSTON, DARREL		2010-0011-LII-E	TARRANT	07/11/2010	\$225	\$45	\$180	\$0
OL	38518	KENNEY, JERAMIE C	LI0012842	2009-1626-LII-E	KERR	05/09/2010	\$712	\$142	\$570	\$0
OL	38393	LOYA, JUAN		2009-1530-LII-E	TARRANT	04/11/2010	\$500	\$100	\$400	\$0
OL	37332	Mardonio Flores		2009-0395-LII-E	TRAVIS	11/20/2009	\$525	\$0	\$525	\$0
OL	38933	MARTIN, BRAD		2009-2075-LII-E	HARRIS	08/29/2010	\$994	\$0	\$994	\$0

* There are Multiple Respondent Names associated to this Case No.



Appendix 7: List of Administrative Orders Issued FY2010

Date Range Selected : 09/01/2009 - 8/31/2010

PGM	Case No.	Respondent Name	TCEQ ID	Docket#	County	Order Date	Penalty Assessed	Penalty Deferred	Payable Amount	SEP Offset
OL	38489	MARTINEZ, DAVID		2009-1638-LII-E	DALLAS	06/18/2010	\$188	\$37	\$151	\$0
OL	37699	MATLOCK, ED JR		2009-0780-LII-E	WILLIAMSON	10/31/2009	\$250	\$50	\$200	\$0
OL	37292	MCCUE, CLINTON D	LI0009153	2009-0358-LII-E	HARRIS	10/31/2009	\$787	\$157	\$630	\$0
OL	36256	MCGREGOR, PAUL		2008-1206-LII-E	HARRIS	09/20/2009	\$500	\$0	\$500	\$0
OL	38424	MCLEMORE, TAYLOR B	LI0017498	2009-1552-LII-E	WISE	02/22/2010	\$188	\$37	\$151	\$0
OL	38985	MEJIA, JOSE		2010-0072-LII-E	TRAVIS	07/11/2010	\$250	\$50	\$200	\$0
OL	37776	MOORE, JOHN L	WO0026396	2009-0905-WOC-E	MCLENNAN	05/01/2010	\$718	\$0	\$718	\$0
OL	37271	NORRIS, MIKE		2009-0344-LII-E	HAYS	07/08/2010	\$262	\$0	\$262	\$0
OL	38748	O'Yeller Landscaping, Inc.		2009-1903-LII-E	TRAVIS	07/11/2010	\$250	\$50	\$200	\$0
OL	37951	ORLANDO, JASON B	LI0017171	2009-0985-LII-E	BELL	02/07/2010	\$188	\$37	\$151	\$0
OL	37859	ORNELAS, LUIS		2009-0941-LII-E	HARRIS	12/18/2009	\$1,945	\$389	\$1,556	\$0
OL	37596	PADDACK, MICHAEL		2009-0740-LII-E	WILLIAMSON	10/31/2009	\$399	\$79	\$320	\$0
OL	37948	RICHTER, SUSAN		2009-1094-WOC-E	BURNET	05/01/2010	\$1,367	\$0	\$1,367	\$0
OL	37571	ROBINSON, VINCENT	LI0010134	2009-0656-LII-E	HARRIS	02/17/2010	\$1,044	\$0	\$1,044	\$0
OL	38610	ROMERO, GUILLERMO L	LI0008966	2009-1768-LII-E	HARRIS	04/11/2010	\$564	\$112	\$452	\$0
OL	37701	SAENZ, GUILLERMO		2009-0795-WOC-E	ZAPATA	11/13/2009	\$1,980	\$396	\$1,584	\$0
OL	37276	SALDANA, HUMBERTO		2009-0345-LII-E	TARRANT	12/17/2009	\$262	\$0	\$262	\$0
OL	38774	SANCHEZ, OSCAR		2009-2005-LII-E	DALLAS	06/04/2010	\$250	\$50	\$200	\$0
OL	38468	SANTOS, GEORGE		2009-1595-LII-E	HARRIS	07/31/2010	\$750	\$0	\$750	\$0
OL	37845	SCHNIEDER, CRAIG		2009-0953-LII-E	BELL	05/09/2010	\$250	\$0	\$250	\$0
OL	39128	SIMPSON, VICTORIA		2010-0218-LII-E	COMAL	08/09/2010	\$375	\$75	\$300	\$0
OL	37622	SINGH, BALBIR		2009-0708-LII-E	DALLAS	10/18/2009	\$1,050	\$210	\$840	\$0
OL	35748	SLATER, JOE F	LI0014284	2009-1884-LII-E	HOOD	05/29/2010	\$1,093	\$0	\$1,093	\$0
OL	36638	SNYDER, MERVIN		2008-1628-WOC-E	WOOD	10/31/2009	\$1,992	\$0	\$1,992	\$0
OL	38526	STUTTERS, CRAIG		2009-1668-LII-E	BEXAR	07/16/2010	\$250	\$0	\$250	\$0
OL	38522	TARVER, TAYLOR		2009-1663-LII-E	TARRANT	06/24/2010	\$500	\$0	\$500	\$0
OL	37916	TIMS, MACK A		2009-1053-LII-E	BELL	04/09/2010	\$250	\$0	\$250	\$0
OL	37799	URY, MICHAEL	LI0007102	2009-0924-LII-E	HAYS	10/31/2009	\$2,500	\$500	\$2,000	\$0
OL	38235	VILLEDA, MAURICIO		2009-1366-LII-E	DALLAS	03/08/2010	\$188	\$37	\$151	\$0
OL	34705	VINSON, PAUL	BP0002516	2007-1566-LII-E	HARRIS	11/01/2009	\$200	\$0	\$200	\$0
OL	38727	WHITE, DANIEL C		2009-1877-WOC-E	WILBARGER	03/08/2010	\$210	\$0	\$210	\$0
OL	39058	WOOD, JAMES H	LI0004130	2010-0143-LII-E	TARRANT	08/09/2010	\$1,705	\$341	\$1,364	\$0
OL	39053	YOUNGER, HAROLD VON JR	LI0006655	2010-0158-LII-E	HARRIS	06/26/2010	\$563	\$112	\$451	\$0

* There are Multiple Respondent Names associated to this Case No.



TCEQ
Singles Program

Appendix 7: List of Administrative Orders Issued FY2010

Date Range Selected : 09/01/2009 - 8/31/2010

PGM	Case No.	Respondent Name	TCEQ ID	Docket#	County	Order Date	Penalty Assessed	Penalty Deferred	Payable Amount	SEP Offset
OL Orders Issued: 66						Total:	\$41,020	\$3,982	\$37,038	\$0

* There are Multiple Respondent Names associated to this Case No.



Singles Program

Appendix 7: List of Administrative Orders Issued FY2010

Date Range Selected : 09/01/2009 - 8/31/2010

PGM	Case No.	Respondent Name	TCEQ ID	Docket#	County	Order Date	Penalty Assessed	Penalty Deferred	Payable Amount	SEP Offset
PST	37655	"Grecoair, Inc."	72171	2009-0753-PST-E	EL PASO	12/18/2009	\$10,015	\$2,003	\$8,012	\$0
PST	39257	66 Wholesale, Inc.	12646	2010-0353-PST-E	CROSBY	08/09/2010	\$1,750	\$0	\$1,750	\$0
PST	37817	A&S Petroleum LLC	40251	2009-0939-PST-E	TARRANT	12/18/2009	\$2,574	\$514	\$2,060	\$0
PST	36836	Aamson Enterprises Inc	74264	2008-1815-PST-E	HARRIS	12/17/2009	\$12,305	\$0	\$12,305	\$0
PST	37453	Accel Quick Stop, Inc.	0042114	2009-0519-PST-E	TARRANT	10/04/2009	\$2,768	\$553	\$2,215	\$0
PST	38564	Adam and Melinda Marquez	39333	2009-1664-PST-E	STARR	05/29/2010	\$3,675	\$0	\$3,675	\$0
PST	35771	Addison Enterprises Inc.	61113	2008-0676-PST-E	HARRIS	01/28/2010	\$5,116	\$1,023	\$4,093	\$0
PST	39239	Adnik Business, Inc.	36871	2010-0321-PST-E	BRAZORIA	08/21/2010	\$2,037	\$407	\$1,630	\$0
PST	35958	Agile Investments, LLC	9890	2008-0873-PST-E	HILL	02/11/2010	\$9,819	\$0	\$9,819	\$0
PST	35888	AHMAD, NISAR	60245	2008-0793-PST-E	HARRIS	12/18/2009	\$6,971	\$0	\$6,971	\$0
PST	37394	AHMAD, RAMIN *	42381	2009-0453-PST-E	TARRANT	10/18/2009	\$15,658	\$3,131	\$12,527	\$0
PST	36420	AKJ Management, Inc.	55933	2008-1363-PST-E	KAUFMAN	11/13/2009	\$5,625	\$0	\$5,625	\$0
PST	37255	AL-AQQAD, TAISSEER	73778	2009-0328-PST-E	TARRANT	09/21/2009	\$3,021	\$604	\$2,417	\$0
PST	38130	ALIHEMATI, JOHN	17836	2009-1292-PST-E	EL PASO	07/11/2010	\$5,296	\$1,059	\$4,237	\$0
PST	38223	Alisha Ann Dunkin	45053	2009-1370-PST-E	HOOD	04/09/2010	\$5,250	\$0	\$5,250	\$0
PST	38554	All Beverage Corporation	17470	2009-1684-PST-E	DALLAS	05/09/2010	\$22,455	\$4,491	\$17,964	\$0
PST	39170	Allsup Petroleum, Inc.	8412	2010-0270-PST-E	BAILEY	07/11/2010	\$1,750	\$0	\$1,750	\$0
PST	38106	Allsup Petroleum, Inc.	62280	2009-1243-PST-E	TOM GREEN	03/08/2010	\$7,759	\$1,551	\$6,208	\$0
PST	36883	ALMEDA, INC.	70523	2008-1875-PST-E	HARRIS	10/11/2009	\$6,296	\$0	\$6,296	\$0
PST	38014	Al-Naz, Inc.	35540	2009-1183-PST-E	DEWITT	01/28/2010	\$2,800	\$560	\$2,240	\$0
PST	36774	ALSHAAFI, JAMAL S	4943	2008-1748-PST-E	BELL	08/29/2010	\$3,500	\$0	\$3,500	\$0
PST	38944	Alvin Ventures, Inc.	54839	2010-0030-PST-E	BRAZORIA	07/11/2010	\$3,380	\$676	\$2,704	\$0
PST	38267	Ancira Enterprises Incorporated	29774	2009-1357-PST-E	BEXAR	02/07/2010	\$4,950	\$990	\$3,960	\$0
PST	38233	Arash The Archer Corporation	43968	2009-1350-PST-E	GALVESTON	08/30/2010	\$3,663	\$0	\$3,663	\$0
PST	38551	ASA Store, Inc.	35320	2009-1671-PST-E	HARRIS	08/09/2010	\$3,081	\$0	\$3,081	\$0
PST	38515	Avais Enterprises, Inc.	66765	2009-1645-PST-E	GALVESTON	04/11/2010	\$2,418	\$483	\$1,935	\$0
PST	37856	B & S Enterprise, Inc.	41150	2009-0984-PST-E	NAVARRO	11/27/2009	\$3,750	\$750	\$3,000	\$0
PST	38584	B & Y Enterprise, Inc.	67426	2009-1723-PST-E	HARRIS	04/11/2010	\$2,870	\$574	\$2,296	\$0
PST	39338	B T Rand Oil Company Inc	23670	2010-0416-PST-E	JEFFERSON	08/30/2010	\$6,520	\$1,304	\$5,216	\$0
PST	38068	B T Rand Oil Company Inc	23668	2009-1216-PST-E	JEFFERSON	01/28/2010	\$1,968	\$393	\$1,575	\$0
PST	35513	B. K. Trading, Inc.	47134	2008-0416-PST-E	TITUS	12/18/2009	\$3,675	\$0	\$3,675	\$0
PST	37942	Babwani Associates, Inc.	2474	2009-1087-PST-E	TARRANT	01/28/2010	\$2,715	\$543	\$2,172	\$0
PST	39145	BARNETT, BARRY		2010-0240-WOC-E	JEFFERSON	07/11/2010	\$210	\$0	\$210	\$0

* There are Multiple Respondent Names associated to this Case No.



Singles Program

Appendix 7: List of Administrative Orders Issued FY2010

Date Range Selected : 09/01/2009 - 8/31/2010

PGM	Case No.	Respondent Name	TCEQ ID	Docket#	County	Order Date	Penalty Assessed	Penalty Deferred	Payable Amount	SEP Offset
PST	37626	BARTON, GARY	18292	2009-0712-PST-E	EL PASO	03/08/2010	\$7,916	\$1,583	\$6,333	\$0
PST	39319	BAYLOR UNIVERSITY	8720	2010-0409-PST-E	MCLENNAN	08/30/2010	\$3,875	\$775	\$0	\$3,100
PST	36489	BEARDEN, BILL	74804	2008-1444-PST-E	ELLIS	12/17/2009	\$10,221	\$0	\$10,221	\$0
PST	38051	Beltway 8 Investments, LLC	69116	2009-1192-PST-E	HARRIS	02/07/2010	\$12,192	\$2,438	\$9,754	\$0
PST	38297	Ben Corporation	30586	2009-1376-PST-E	HARRIS	04/25/2010	\$6,269	\$1,253	\$5,016	\$0
PST	37911	Bert Schrank, Inc.	31937	2009-1051-PST-E	HAMILTON	12/18/2009	\$2,608	\$521	\$2,087	\$0
PST	35628	Bharwani Investment Group, Inc.	17756	2008-0622-PST-E	DALLAS	07/11/2010	\$10,400	\$0	\$10,400	\$0
PST	36803	BLACKWELL, MARK E	38531	2008-1822-PST-E	TOM GREEN	03/28/2010	\$19,915	\$0	\$19,915	\$0
PST	38990	BONARACK INVESTMENT INC	27514	2010-0122-PST-E	DALLAS	07/11/2010	\$3,946	\$789	\$3,157	\$0
PST	39044	Borna Enterprises, Inc.	49490	2010-0111-PST-E	BURNET	08/21/2010	\$6,315	\$1,263	\$5,052	\$0
PST	34949	BROOKS, JULIUS L	48211	2007-1885-PST-E	MIDLAND	04/29/2010	\$3,675	\$0	\$3,675	\$0
PST	39255	Buffet Partners, L.P.	105934	2010-0352-PST-E	LUBBOCK	08/09/2010	\$1,750	\$0	\$1,750	\$0
PST	38637	Burlington Norther Santa Fe Corporation	65827	2009-1786-PST-E	TARRANT	04/25/2010	\$4,277	\$855	\$3,422	\$0
PST	37584	C & R Distributing, Inc.	77672	2009-0653-PST-E	EL PASO	10/18/2009	\$4,447	\$889	\$3,558	\$0
PST	38937	C Store Management Company	26613	2009-2065-PST-E	TARRANT	06/04/2010	\$4,184	\$836	\$3,348	\$0
PST	37914	C.T.S. GROUP #1, L.L.C.	42763	2009-1014-PST-E	BRAZORIA	06/04/2010	\$2,910	\$582	\$2,328	\$0
PST	38761	CALDERON, REYNALDO	30809	2009-1909-PST-E	HIDALGO	07/16/2010	\$7,875	\$0	\$7,875	\$0
PST	39379	Carmax Auto Superstores, Inc.	1540	2010-0472-PST-E	HARRIS	08/30/2010	\$4,523	\$904	\$3,619	\$0
PST	38575	Carmax Auto Superstores, Inc.	72687	2009-1716-PST-E	COLLIN	06/04/2010	\$12,130	\$2,426	\$9,704	\$0
PST	37644	Center Convenience, Inc.	74160	2009-0736-PST-E	HARRIS	09/21/2009	\$3,596	\$719	\$2,877	\$0
PST	37550	Central Transport, Inc.	19996	2009-0638-PST-E	EL PASO	01/28/2010	\$2,650	\$0	\$2,650	\$0
PST	37324	Charlotte Ann Blackwell Granger	24219	2009-0380-PST-E	ORANGE	06/24/2010	\$6,600	\$0	\$6,600	\$0
PST	33483	CHEUNG, CHUEN F *	43969	2007-0649-PST-E	HARRIS	08/30/2010	\$7,620	\$0	\$7,620	\$0
PST	37379	Chittagong Corporation	24279	2009-0437-PST-E	GRIMES	10/18/2009	\$9,532	\$1,906	\$7,626	\$0
PST	38793	CHUP CORPORATION INC	15149	2009-1951-PST-E	DALLAS	06/18/2010	\$2,825	\$565	\$2,260	\$0
PST	37585	Circle Bar Truck Corral, Inc.	64553	2009-0666-PST-E	CROCKETT	11/13/2009	\$28,225	\$5,645	\$22,580	\$0
PST	38623	CIRCLE K STORES INC.	5467	2009-1779-PST-E	EL PASO	05/09/2010	\$8,971	\$1,794	\$7,177	\$0
PST	39264	CIRCLE K STORES INC.	25199	2010-0369-PST-E	EL PASO	08/30/2010	\$3,726	\$745	\$2,981	\$0
PST	38352	City Int'l., Ltd.	47169	2009-1499-PST-E	HARRIS	03/08/2010	\$3,620	\$724	\$2,896	\$0
PST	39469	City of Denver City	50032	2010-0562-PST-E	YOAKUM	08/09/2010	\$1,750	\$0	\$1,750	\$0
PST	37952	City of Freeport	50446	2009-1109-PST-E	BRAZORIA	02/22/2010	\$12,375	\$2,475	\$9,900	\$0
PST	37474	Clara, Inc.	71980	2009-0539-PST-E	BASTROP	09/21/2009	\$4,275	\$855	\$3,420	\$0
PST	37964	COROVESSIS, NICK	34101	2009-1120-PST-E	BRAZORIA	05/09/2010	\$5,086	\$1,017	\$4,069	\$0

* There are Multiple Respondent Names associated to this Case No.



Appendix 7: List of Administrative Orders Issued FY2010

Date Range Selected : 09/01/2009 - 8/31/2010

PGM	Case No.	Respondent Name	TCEQ ID	Docket#	County	Order Date	Penalty Assessed	Penalty Deferred	Payable Amount	SEP Offset
PST	35569	CURTICE, JIMMY O	1867	2008-0467-PST-E	JASPER	08/21/2010	\$7,875	\$1,575	\$6,300	\$0
PST	37795	Cusa Kbc, Llc	2055	2009-0936-PST-E	BEXAR	10/18/2009	\$6,096	\$1,219	\$4,877	\$0
PST	37637	D. Lakhani Inc.	24714	2009-0689-PST-E	DALLAS	06/26/2010	\$16,086	\$0	\$16,086	\$0
PST	38483	Darlene Chappell	7623	2009-1594-PST-E	IRION	04/25/2010	\$5,055	\$1,011	\$4,044	\$0
PST	38766	Deer Horn Aviation LTD. Co.	9793	2009-1945-PST-E	MIDLAND	06/18/2010	\$4,375	\$875	\$3,500	\$0
PST	37667	Delicias Restaurant -Store, LLC	9883	2009-0769-PST-E	BROOKS	09/21/2009	\$7,700	\$0	\$7,700	\$0
PST	38659	Devin Borjas	40637	2009-1805-PST-E	HALE	07/08/2010	\$3,675	\$0	\$3,675	\$0
PST	37516	Dewan Enterprises, Inc.	54499	2009-0581-PST-E	TARRANT	09/21/2009	\$3,080	\$616	\$2,464	\$0
PST	38749	DHANANI, WAZIR A	50051	2009-1902-PST-E		07/31/2010	\$3,675	\$0	\$3,675	\$0
PST	38741	DHUKA, RAHIM	62344	2009-1886-PST-E	HARRIS	08/09/2010	\$7,385	\$1,477	\$5,908	\$0
PST	37959	Dhukani Investments, Inc.	79052	2009-1097-PST-E	MONTGOME RY	12/18/2009	\$7,596	\$1,519	\$6,077	\$0
PST	39427	Don A. Stewart, Inc.	45535	2010-0510-PST-E	TRAVIS	08/30/2010	\$3,500	\$700	\$2,800	\$0
PST	38312	DONATO, LINO Z	27684	2009-1437-PST-E	ATASCOSA	06/18/2010	\$10,487	\$6,887	\$3,600	\$0
PST	38032	Double V, Inc.	77375	2009-1182-PST-E	HARRIS	11/13/2009	\$3,047	\$609	\$2,438	\$0
PST	35236	DRENNAN, RAY	74229	2008-0124-PST-E	YOUNG	06/30/2010	\$11,550	\$9,750	\$1,800	\$0
PST	37919	DRJO ENTERPRISE INC.	64319	2009-1010-PST-E	DALLAS	11/13/2009	\$4,933	\$986	\$3,947	\$0
PST	37851	E Z SPEEDY, INC.	72876	2009-0956-PST-E	HARRIS	02/07/2010	\$6,375	\$1,275	\$5,100	\$0
PST	38002	Eastex Hardy Properties, LLC	48363	2009-1147-PST-E	HARRIS	11/27/2009	\$2,118	\$423	\$1,695	\$0
PST	39074	Edgewood Independent School District	48463	2010-0161-PST-E	BEXAR	08/21/2010	\$4,400	\$880	\$3,520	\$0
PST	37714	Ekram & Nasir Corporation	33164	2009-0832-PST-E	DALLAS	02/07/2010	\$4,666	\$0	\$4,666	\$0
PST	37617	El Paso Surgery Centers, L.P.	72645	2009-0706-PST-E	EL PASO	11/27/2009	\$3,556	\$711	\$2,845	\$0
PST	38529	El Paso-Los Angeles Limousine Express Inc.	11846	2009-1665-PST-E	EL PASO	03/20/2010	\$3,151	\$630	\$2,521	\$0
PST	36160	Elegant, Inc	39697	2008-1114-PST-E	HARRIS	08/21/2010	\$14,360	\$2,872	\$11,488	\$0
PST	35666	EL-HAMED, SAMMY	39342	2008-0544-PST-E	DALLAS	10/31/2009	\$18,188	\$14,588	\$3,600	\$0
PST	38421	Elvan Management Inc.	8960	2009-1542-PST-E	HOOD	06/18/2010	\$3,250	\$650	\$2,600	\$0
PST	39191	FAIRBANK FOOD STORE INC	5447	2010-0279-PST-E	HARRIS	08/21/2010	\$4,944	\$988	\$3,956	\$0
PST	38054	Fastrac Food Store's, Inc.	73063	2009-1212-PST-E	HARRIS	02/22/2010	\$2,221	\$444	\$1,777	\$0
PST	37733	Federal Aviation Administration	37909	2009-0829-PST-E	BEXAR	03/20/2010	\$4,375	\$875	\$3,500	\$0
PST	38781	Fikes Wholesale, Inc.	3125	2009-1917-PST-E	MCLENNAN	07/11/2010	\$14,725	\$2,945	\$11,780	\$0
PST	38414	First National Bank of Hebbronville	20976	2009-1494-PST-E	DUVAL	03/08/2010	\$2,375	\$475	\$1,900	\$0
PST	36941	FLORES, ROMELIO	71132	2008-1934-PST-E	EL PASO	05/15/2010	\$16,519	\$0	\$16,519	\$0
PST	38376	Fuelcon Management LLC	42105	2009-1500-PST-E	DENTON	03/20/2010	\$3,406	\$681	\$2,725	\$0

* There are Multiple Respondent Names associated to this Case No.



TCEQ
Singles Program

Appendix 7: List of Administrative Orders Issued FY2010

Date Range Selected : 09/01/2009 - 8/31/2010

PGM	Case No.	Respondent Name	TCEQ ID	Docket#	County	Order Date	Penalty Assessed	Penalty Deferred	Payable Amount	SEP Offset
PST	38182	Gagan Holdings, L.L.C.	70629	2009-1351-PST-E	HARRIS	06/26/2010	\$5,321	\$0	\$5,321	\$0
PST	38570	Galan Enterprises, Inc.	79408	2009-1710-PST-E	HARRIS	06/04/2010	\$14,625	\$2,925	\$11,700	\$0
PST	35812	GARCIA, ARNOLD J	28922	2008-0716-PST-E	FRIIO	05/01/2010	\$7,350	\$0	\$7,350	\$0
PST	38389	GARCIA, MANUEL III	74960	2009-1521-PST-E	ZAPATA	05/29/2010	\$625	\$0	\$625	\$0
PST	38620	Gentek Investments, Inc.	75029	2009-1802-PST-E	HARRIS	05/09/2010	\$3,579	\$715	\$2,864	\$0
PST	36974	Glazer's Wholesale Drug Company Inc	29433	2009-0026-PST-E	NUECES	09/21/2009	\$11,159	\$0	\$11,159	\$0
PST	39268	Golden Horn Corporation	66097	2010-0346-PST-E	GALVESTON	08/21/2010	\$6,151	\$1,230	\$4,921	\$0
PST	36147	Grupo Victoria Corporation	63331	2008-1071-PST-E	WEBB	09/12/2009	\$6,096	\$0	\$6,096	\$0
PST	38272	GTE Southwest Incorporated	11295	2009-1411-PST-E	COLLIN	04/11/2010	\$3,314	\$662	\$2,652	\$0
PST	36713	GUZMAN, JESUS JR	21846	2008-1739-PST-E	STARR	10/11/2009	\$3,500	\$0	\$3,500	\$0
PST	39234	H & B Marketing Services, Inc.	67432	2010-0330-PST-E	BRAZORIA	08/30/2010	\$9,008	\$1,801	\$7,207	\$0
PST	37031	HABIB, MOHAMMAD RAFIUL	3611	2009-0072-PST-E	DALLAS	11/07/2009	\$6,420	\$0	\$6,420	\$0
PST	37972	HADDAD, MAYNARD *	1332	2009-1105-PST-E	EL PASO	12/18/2009	\$6,105	\$1,221	\$4,884	\$0
PST	39188	Hajarat Corporation	36599	2010-0274-PST-E	HARRIS	08/21/2010	\$3,771	\$754	\$3,017	\$0
PST	35847	Hall Jack	49986	2008-0763-PST-E	NEWTON	02/11/2010	\$3,675	\$0	\$3,675	\$0
PST	39089	Hamza Enterprises, Inc.	9041	2010-0171-PST-E	HARRIS	08/21/2010	\$3,222	\$644	\$2,578	\$0
PST	39252	HANIF, WAFIA	29899	2007-2009-PST-E	RAINS	06/04/2010	\$9,271	\$0	\$9,271	\$0
PST	36278	HANKAMER VENTURES, LP	8865	2008-1255-PST-E	CHAMBERS	05/09/2010	\$9,164	\$0	\$9,164	\$0
PST	37917	Happy Center, LLC	60803	2009-1050-PST-E	HARRIS	12/18/2009	\$8,625	\$1,725	\$6,900	\$0
PST	37625	Harbor Seafood, Inc.	65659	2009-0713-PST-E	GALVESTON	06/04/2010	\$2,500	\$0	\$2,500	\$0
PST	39064	HARRELL, RAYMON *	75942	2010-0148-PST-E	MONTGOME RY	08/30/2010	\$2,750	\$550	\$2,200	\$0
PST	39154	Healthsouth of San Antonio, Inc.	45922	2010-0216-PST-E	BEXAR	08/21/2010	\$11,339	\$2,267	\$9,072	\$0
PST	37327	HELO, TIM KAHIR	45731	2009-0391-PST-E	HOWARD	09/21/2009	\$4,976	\$995	\$3,981	\$0
PST	32135	HEMEED, BANGUSH	46884	2007-0010-PST-E	HARRIS	06/04/2010	\$14,000	\$10,400	\$3,600	\$0
PST	38001	Hempstead Independent School District	56044	2009-1151-PST-E	WALLER	02/22/2010	\$11,875	\$2,375	\$0	\$9,500
PST	36734	Hernandez Javier	30799	2008-1706-PST-E	HIDALGO	09/12/2009	\$5,250	\$0	\$5,250	\$0
PST	36683	Hina Enterprises, Inc.	73347	2008-1667-PST-E	ORANGE	04/11/2010	\$10,297	\$0	\$10,297	\$0
PST	39256	Hi-Performance Fuel, Inc.	528	2010-0354-PST-E	FLOYD	08/09/2010	\$1,750	\$0	\$1,750	\$0
PST	38049	Hitchcock Business INC.	64364	2009-1209-PST-E	GALVESTON	03/20/2010	\$2,644	\$528	\$2,116	\$0
PST	38122	Hong & Taft, Inc.	69145	2009-1281-PST-E	HARRIS	01/28/2010	\$3,702	\$740	\$2,962	\$0
PST	37749	Hoover Valley Country Store, LLC	29701	2009-0857-PST-E	BURNET	12/18/2009	\$3,002	\$600	\$2,402	\$0
PST	37320	Houston Harrisburg Convenience Store, Inc.	71614	2009-0392-PST-E	HARRIS	10/11/2009	\$3,596	\$0	\$3,596	\$0

* There are Multiple Respondent Names associated to this Case No.



TCEQ
Singles Program

Appendix 7: List of Administrative Orders Issued FY2010

Date Range Selected : 09/01/2009 - 8/31/2010

PGM	Case No.	Respondent Name	TCEQ ID	Docket#	County	Order Date	Penalty Assessed	Penalty Deferred	Payable Amount	SEP Offset
PST	38539	Houston Sky Business, Inc.	74659	2009-1692-PST-E	HARRIS	05/09/2010	\$5,096	\$1,019	\$4,077	\$0
PST	38664	HP Enterprise Services LLC	43836	2009-1809-PST-E	DALLAS	05/09/2010	\$1,750	\$350	\$1,400	\$0
PST	37695	HPT TA Properties Trust	52846	2009-0786-PST-E	KAUFMAN	10/31/2009	\$22,598	\$4,519	\$18,079	\$0
PST	39219	Hugh Howard	47190	2010-0299-PST-E	PRESIDIO	08/21/2010	\$4,700	\$940	\$3,760	\$0
PST	37375	Humberto Gonzalez	44800	2009-0419-PST-E		09/21/2009	\$3,500	\$700	\$2,800	\$0
PST	39147	Hut Enterpreise, LLC	24726	2010-0217-PST-E	HARRIS	08/21/2010	\$7,786	\$1,557	\$6,229	\$0
PST	35699	HUYNH, QUANG *	0035860	2008-0527-PST-E	TARRANT	11/13/2009	\$15,783	\$0	\$15,783	\$0
PST	39313	I & C Texas Enterprises, Inc.	26547	2010-0402-PST-E	DALLAS	08/21/2010	\$6,078	\$1,215	\$4,863	\$0
PST	35796	IMKAN ENTERPRISES, INC.	41224	2008-0660-PST-E	HARRIS	09/20/2009	\$29,386	\$0	\$29,386	\$0
PST	11519	Inara Convenience Inc.	11356	2008-0094-PST-E	TARRANT	04/11/2010	\$23,450	\$0	\$23,450	\$0
PST	37639	INAYAT'S, Inc. dba Stop & Shop	67449	2009-0729-PST-E	TARRANT	10/31/2009	\$4,796	\$959	\$3,837	\$0
PST	34736	Interglobe Trade Channel, Inc.	53419	2007-1600-PST-E	DENTON	10/18/2009	\$27,430	\$0	\$27,430	\$0
PST	38583	J & Z C-Store, Inc.	17924	2009-1721-PST-E	HARRIS	06/18/2010	\$3,625	\$725	\$2,900	\$0
PST	39051	J F A Oil Company	18734	2010-0138-PST-E	HARRIS	08/30/2010	\$5,500	\$1,100	\$4,400	\$0
PST	38708	J. A. F. ENTERPRISE, INC.	73201	2009-1851-PST-E	HARRIS	07/31/2010	\$4,225	\$0	\$4,225	\$0
PST	37111	J.D. Martin III	40937	2009-0156-PST-E	JEFFERSON	08/29/2010	\$15,600	\$0	\$15,600	\$0
PST	38707	James D. Satterwhite	77227	2009-1881-PST-E	ELLIS	06/18/2010	\$2,675	\$1,475	\$1,200	\$0
PST	37842	James Kaufman	59682	2009-0970-PST-E	JEFFERSON	03/14/2010	\$6,300	\$0	\$6,300	\$0
PST	35584	JANBAZIAN, SARKIS	57212	2008-0474-PST-E	DENTON	11/13/2009	\$12,000	\$2,400	\$9,600	\$0
PST	38124	Javeria Enterprises Inc	41396	2009-1285-PST-E	HARRIS	05/09/2010	\$2,560	\$0	\$2,560	\$0
PST	39076	JAY MAHARAJ CORPORATION	18279	2010-0141-PST-E	MONTGOME RY	06/18/2010	\$3,089	\$617	\$2,472	\$0
PST	37533	JEONG, JEFFREY H	70063	2009-0608-PST-E	HARRIS	09/21/2009	\$3,850	\$770	\$3,080	\$0
PST	35514	Joe Ben Wolf	25802	2008-0398-PST-E	GREGG	08/30/2010	\$6,300	\$2,700	\$3,600	\$0
PST	38792	Joe's & Cho, Inc.	66381	2009-1930-PST-E	TARRANT	06/26/2010	\$5,088	\$1,017	\$4,071	\$0
PST	38436	John Fountain	48139	2009-1485-PST-E	NEWTON	07/16/2010	\$6,300	\$0	\$6,300	\$0
PST	35449	JONES, THOMAS *	21661	2008-0281-PST-E	GRAYSON	10/24/2009	\$3,675	\$0	\$3,675	\$0
PST	34846	JUDD, SHELLEY *	23519	2007-1725-PST-E	HASKELL	06/18/2010	\$2,250	\$0	\$2,250	\$0
PST	39148	Jupiter Food Mart, LLC	66413	2010-0239-PST-E	TARRANT	08/09/2010	\$4,699	\$939	\$3,760	\$0
PST	38732	K & R HOLDINGS, INC.	22387	2009-1883-PST-E	HARRIS	07/16/2010	\$3,675	\$0	\$3,675	\$0
PST	36158	Kabani Corporation *	39380	2008-1175-PST-E	TARRANT	11/13/2009	\$10,662	\$0	\$10,662	\$0
PST	36517	Kavmel Inc.	45606	2008-1471-PST-E	TARRANT	10/18/2009	\$4,375	\$875	\$3,500	\$0
PST	38023	KDG, Inc.	10643	2009-1055-PST-E	WILLIAMSON	01/28/2010	\$4,504	\$900	\$3,604	\$0

* There are Multiple Respondent Names associated to this Case No.



Singles Program

Appendix 7: List of Administrative Orders Issued FY2010

Date Range Selected : 09/01/2009 - 8/31/2010

PGM	Case No.	Respondent Name	TCEQ ID	Docket#	County	Order Date	Penalty Assessed	Penalty Deferred	Payable Amount	SEP Offset
PST	37508	KDP, LLC	79027	2009-0587-PST-E	HARRIS	03/28/2010	\$19,964	\$0	\$19,964	\$0
PST	35103	Kea Investments, Inc.	27381	2007-1997-PST-E	HENDERSON	06/18/2010	\$3,125	\$0	\$3,125	\$0
PST	38715	KELLER, MELTON	63899	2009-1864-PST-E	KIMBLE	06/26/2010	\$23,696	\$4,739	\$18,957	\$0
PST	36285	Kenneth W. Blevins	1875	2008-1237-PST-E	LIVE OAK	04/09/2010	\$1,000	\$0	\$1,000	\$0
PST	38262	Kesss Investmets #10001, LLC	78186	2009-1399-PST-E	EL PASO	03/08/2010	\$4,429	\$885	\$3,544	\$0
PST	37847	KHAIL, TAJRANGEZA *	12207	2009-0980-PST-E	JEFFERSON	06/24/2010	\$7,800	\$0	\$7,800	\$0
PST	35877	KHALAF, TAREK	43157	2008-0789-PST-E	YOUNG	02/07/2010	\$6,300	\$0	\$6,300	\$0
PST	37054	KHAN, MOHAMMED DINAJ	23988	2009-0098-PST-E	HARDIN	08/09/2010	\$21,426	\$0	\$21,426	\$0
PST	38885	Khuram Enterprises Inc	50224	2009-2051-PST-E	GALVESTON	08/09/2010	\$3,173	\$634	\$2,539	\$0
PST	38617	KIM, YONG KYU	66221	2009-1780-PST-E	FORT BEND	06/04/2010	\$4,750	\$950	\$3,800	\$0
PST	35987	KING, KANDY		2008-0901-PST-E	NUECES	12/06/2009	\$7,000	\$0	\$7,000	\$0
PST	39097	Kleberg County	72077	2010-0154-PST-E	KLEBERG	07/11/2010	\$7,025	\$1,405	\$0	\$5,620
PST	38747	KO, YOUNG KON	57169	2009-1876-PST-E	BRAZORIA	06/26/2010	\$3,523	\$704	\$2,819	\$0
PST	38835	Kroger Texas LP	79753	2009-2007-PST-E	BRAZORIA	06/04/2010	\$4,323	\$864	\$3,459	\$0
PST	37250	KSS Enterprises, Inc.	39631	2009-0307-PST-E	HARRIS	10/31/2009	\$2,736	\$0	\$2,736	\$0
PST	38647	Laporte Petroleum Corporation	57274	2009-1796-PST-E	HARRIS	08/09/2010	\$16,026	\$3,205	\$12,821	\$0
PST	38318	Larry J. Appelt	19630	2009-1454-PST-E	LAVACA	04/25/2010	\$26,798	\$5,359	\$21,439	\$0
PST	37706	LCG Enterprise, Inc.	63159	2009-0798-PST-E	TARRANT	10/31/2009	\$3,794	\$758	\$3,036	\$0
PST	31441	LE, THUY NGA *	43106	2006-1791-PST-E	ORANGE	02/27/2010	\$6,895	\$0	\$6,895	\$0
PST	35943	LEEMAK 529 LLC	69783	2008-0865-PST-E	HARRIS	06/26/2010	\$62,316	\$0	\$31,158	\$31,158
PST	38110	Leo Group, Inc.	40591	2009-1273-PST-E	HARRIS	03/08/2010	\$8,184	\$1,636	\$6,548	\$0
PST	37956	LIND, ELLA L	83593	2009-1102-PST-E	TRAVIS	04/11/2010	\$3,850	\$0	\$3,850	\$0
PST	37601	Little Star Inc.	49049	2009-0707-PST-E	GALVESTON	09/21/2009	\$3,096	\$619	\$2,477	\$0
PST	37909	Longpoint Enterprises, Inc.	36603	2009-1029-PST-E	HARRIS	02/07/2010	\$20,894	\$4,178	\$16,716	\$0
PST	38784	LOPEZ, RUBEN	73768	2009-1936-PST-E	DIMMIT	08/09/2010	\$6,096	\$0	\$6,096	\$0
PST	38003	Lu Thi Pham	24134	2009-1150-PST-E	JEFFERSON	05/15/2010	\$6,300	\$0	\$6,300	\$0
PST	39046	LUJAN, RICHARD J	6438	2010-0155-PST-E	LUBBOCK	07/11/2010	\$1,750	\$0	\$1,750	\$0
PST	38074	LUU, KATHY	40177	2009-1229-PST-E	HARRIS	03/08/2010	\$3,149	\$630	\$2,519	\$0
PST	38900	LY, BEN	68860	2009-2085-PST-E	HARRIS	06/26/2010	\$5,770	\$1,154	\$4,616	\$0
PST	38809	M & F Holdings, Inc.	424	2009-1971-PST-E	HARRIS	06/26/2010	\$7,268	\$1,453	\$5,815	\$0
PST	38270	M & F, Inc.	74164	2009-1393-PST-E	HARRIS	07/31/2010	\$4,696	\$0	\$4,696	\$0
PST	39180	M & M Brother Corporation	72075	2010-0246-PST-E	HARRIS	08/21/2010	\$12,348	\$2,469	\$9,879	\$0
PST	39365	M & S Business Corporation	35151	2010-0461-PST-E	HARRIS	08/30/2010	\$5,951	\$1,190	\$4,761	\$0

* There are Multiple Respondent Names associated to this Case No.



Appendix 7: List of Administrative Orders Issued FY2010

Date Range Selected : 09/01/2009 - 8/31/2010

PGM	Case No.	Respondent Name	TCEQ ID	Docket#	County	Order Date	Penalty Assessed	Penalty Deferred	Payable Amount	SEP Offset
PST	38943	M. Dumia, Inc.	44364	2010-0129-PST-E	HARRIS	08/09/2010	\$6,517	\$1,303	\$5,214	\$0
PST	35625	M.Y.M. Investment Inc. dba Kwik & Save Food Store	45095	2008-0532-PST-E	HARRIS	08/09/2010	\$5,364	\$0	\$5,364	\$0
PST	38866	MANJARI INC	51520	2009-2015-PST-E	PARKER	07/11/2010	\$7,897	\$1,579	\$6,318	\$0
PST	37489	Mansour Ghaith *	5690	2009-0565-PST-E	TARRANT	09/21/2009	\$5,976	\$1,195	\$4,781	\$0
PST	37370	Maredia Inc	652	2009-0420-PST-E	GRIMES	10/18/2009	\$19,701	\$3,940	\$15,761	\$0
PST	37965	MARIAM, KIDANE	40235	2009-1098-PST-E	DALLAS	11/27/2009	\$6,140	\$1,228	\$4,912	\$0
PST	35861	Mary Automotive, Inc.	41920	2008-0776-PST-E	DALLAS	12/12/2009	\$6,850	\$0	\$6,850	\$0
PST	37623	Maryem Shams, Inc.	18867	2009-0710-PST-E	MCLENNAN	01/28/2010	\$2,735	\$547	\$2,188	\$0
PST	36130	Mattie Novosad	41621	2008-1068-PST-E	BELL	10/24/2009	\$7,875	\$0	\$7,875	\$0
PST	27285	MCADAMS, ROBERT	29501	2008-1490-PST-E	HENDERSON	05/09/2010	\$46,145	\$0	\$46,145	\$0
PST	37700	MCLARRIN, WILLIAM RANDLE	48760	2009-0556-PST-E	SAN JACINTO	02/17/2010	\$5,600	\$0	\$5,600	\$0
PST	37666	McMahan General Store, LLC	73339	2009-0762-PST-E	CALDWELL	06/26/2010	\$7,210	\$0	\$7,210	\$0
PST	37810	Mel Stevenson & Associates, Inc.	31378	2009-0928-PST-E	BEXAR	11/27/2009	\$8,373	\$1,674	\$6,699	\$0
PST	36544	MEMON, FARHAN	39407	2008-1564-PST-E	DALLAS	04/11/2010	\$5,046	\$0	\$5,046	\$0
PST	38938	META VENTURES INC	35344	2010-0034-PST-E	HARRIS	07/11/2010	\$5,100	\$1,020	\$4,080	\$0
PST	39283	MFS Corporation	20768	2010-0412-PST-E	MCLENNAN	08/30/2010	\$4,500	\$900	\$3,600	\$0
PST	39195	Midway Petroleum Unit 5, L.P.	74575	2010-0283-PST-E	MONTGOMERY	08/09/2010	\$2,222	\$444	\$1,778	\$0
PST	39007	Miller of Denton, Ltd.	75063	2010-0084-PST-E	DENTON	06/04/2010	\$5,028	\$1,005	\$4,023	\$0
PST	38621	MONTEMAYOR, FERNANDO *	45078	2009-1801-PST-E	HARRIS	06/04/2010	\$5,250	\$1,050	\$4,200	\$0
PST	35166	Moore Larry G	4034	2008-0011-PST-E	PANOLA	09/12/2009	\$3,675	\$0	\$3,675	\$0
PST	35631	MORGAN, WAYNE T	12481	2008-0517-PST-E	MORRIS	06/24/2010	\$2,625	\$0	\$2,625	\$0
PST	38118	MPA River Oaks Limited Partnership	60032	2009-1299-PST-E	HARRIS	02/07/2010	\$11,295	\$2,259	\$9,036	\$0
PST	38813	MTV Group LLC	77774	2009-1950-PST-E	GALVESTON	06/04/2010	\$9,910	\$1,982	\$7,928	\$0
PST	37097	Mudor Rahman, Inc.	24028	2009-0118-PST-E	ORANGE	04/25/2010	\$2,055	\$0	\$2,055	\$0
PST	38146	Mukhi Petroleum LLC	44573	2009-1316-PST-E	TARRANT	08/09/2010	\$2,163	\$0	\$2,163	\$0
PST	37786	Munir Nasah	18892	2009-0870-PST-E	MCLENNAN	12/18/2009	\$5,550	\$1,110	\$4,440	\$0
PST	38517	Murad Ali Plasticwala	27743	2009-1629-PST-E	DALLAS	06/18/2010	\$3,675	\$735	\$2,940	\$0
PST	38268	N & D Mekhail Enterprises, Inc.	48763	2009-1392-PST-E	HARRIS	03/08/2010	\$2,048	\$409	\$1,639	\$0
PST	38269	N#1 Airline Center, Inc.	39651	2009-1358-PST-E	HARRIS	02/22/2010	\$3,209	\$641	\$2,568	\$0
PST	38302	NANCE, FELIX	13460	2009-1431-PST-E		06/04/2010	\$2,625	\$0	\$2,625	\$0
PST	38585	NASSER, ABU	27498	2009-1724-PST-E	BEXAR	06/26/2010	\$12,033	\$2,406	\$9,627	\$0

* There are Multiple Respondent Names associated to this Case No.



TCEQ
Singles Program

Appendix 7: List of Administrative Orders Issued FY2010

Date Range Selected : 09/01/2009 - 8/31/2010

PGM	Case No.	Respondent Name	TCEQ ID	Docket#	County	Order Date	Penalty Assessed	Penalty Deferred	Payable Amount	SEP Offset
PST	38190	National Convenience Stores Incorporated	35116	2009-1368-PST-E	HARRIS	04/25/2010	\$6,221	\$1,244	\$2,489	\$2,488
PST	39012	Nausheen, Inc.	39840	2010-0087-PST-E	HARRIS	08/09/2010	\$4,907	\$981	\$3,926	\$0
PST	35840	NAVARRO, GILBERT	30890	2008-0723-PST-E	CROSBY	02/17/2010	\$15,750	\$0	\$15,750	\$0
PST	39722	Nazma, LLC.	83372	2010-0838-PST-E	HAYS	08/30/2010	\$875	\$0	\$875	\$0
PST	36574	Neelam Markets, Inc.	35144	2008-1502-PST-E	HARRIS	08/30/2010	\$121,750	\$0	\$60,875	\$60,875
PST	26124	Nelco Distributing Co.	28529	2005-1223-PST-E	SAN PATRICIO	10/11/2009	\$4,200	\$0	\$4,200	\$0
PST	38612	NELSON, ROBERT JR	37250	2009-1755-PST-E	DALLAS	05/09/2010	\$2,625	\$525	\$2,100	\$0
PST	37507	New K & T Quick Stop, Inc	65698	2009-0578-PST-E	TARRANT	10/04/2009	\$10,416	\$2,083	\$8,333	\$0
PST	38724	New Mart Corporation	14941	2009-1879-PST-E	FORT BEND	05/09/2010	\$5,168	\$1,033	\$4,135	\$0
PST	39033	New Open Pantry, LLC	14927	2010-0126-PST-E	DALLAS	08/21/2010	\$5,533	\$1,106	\$4,427	\$0
PST	38349	New Star Holdings, L.L.C.	66101	2009-1462-PST-E	GALVESTON	05/09/2010	\$2,344	\$468	\$1,876	\$0
PST	36937	New Way Enterprise Inc.	35274	2008-1935-PST-E	BRAZORIA	11/07/2009	\$11,276	\$0	\$11,276	\$0
PST	36438	NGUYEN, TUAN	65273	2008-1374-PST-E	HARRIS	09/21/2009	\$3,937	\$0	\$3,937	\$0
PST	38742	Nhan Thi Tran	11926	2009-1870-PST-E	JEFFERSON	06/18/2010	\$2,625	\$525	\$2,100	\$0
PST	35382	Nida, Inc.	29294	2008-0232-PST-E	HARRIS	10/22/2009	\$4,224	\$0	\$4,224	\$0
PST	37926	NIPA ENTERPRISES INC.	60524	2009-1073-PST-E	GALVESTON	06/04/2010	\$15,695	\$0	\$15,695	\$0
PST	37472	NMAD Enterprises Inc.	12656	2009-0513-PST-E	JEFFERSON	10/04/2009	\$15,784	\$3,156	\$12,628	\$0
PST	36903	NN Business, Inc.	18571	2008-1892-PST-E	NUECES	11/13/2009	\$6,676	\$0	\$6,676	\$0
PST	38947	Noble Enterprises, Inc.	35069	2010-0035-PST-E	GALVESTON	07/11/2010	\$2,487	\$497	\$1,990	\$0
PST	39092	North Texas Fixture Company, Inc.	75791	2010-0176-PST-E	TARRANT	08/09/2010	\$2,525	\$505	\$2,020	\$0
PST	39029	Nueces County	22966	2010-0110-PST-E	NUECES	08/21/2010	\$5,125	\$1,025	\$0	\$4,100
PST	38891	Nueces Electric Cooperative, Inc.	29143	2009-2043-PST-E	NUECES	06/18/2010	\$4,131	\$826	\$3,305	\$0
PST	38238	OCAMPO, ADAM R	62180	2009-1367-PST-E	TARRANT	02/22/2010	\$11,609	\$2,321	\$9,288	\$0
PST	38616	Olmos Construction, Inc.	18581	2009-1749-PST-E	BEXAR	05/09/2010	\$3,346	\$669	\$2,677	\$0
PST	38555	Olympia C-Store Management LLC	74065	2009-1672-PST-E	TARRANT	05/09/2010	\$5,536	\$1,107	\$4,429	\$0
PST	38125	One Tri-State Enterprises, L.L.C.	33094	2009-1286-PST-E	HARRIS	02/07/2010	\$5,996	\$1,199	\$4,797	\$0
PST	38153	Oxford Convenience, Inc.	27149	2009-1272-PST-E	DENTON	02/22/2010	\$2,831	\$566	\$2,265	\$0
PST	38723	P. L. Lam Corp.	45840	2009-1868-PST-E	BASTROP	06/04/2010	\$2,875	\$575	\$2,300	\$0
PST	38519	Pacific Convenience & Fuels, LLC	45529	2009-1647-PST-E	DALLAS	06/04/2010	\$10,571	\$2,114	\$8,457	\$0
PST	39174	PARK, CHIWOO	60283	2010-0250-PST-E	HARRIS	08/21/2010	\$4,565	\$913	\$3,652	\$0
PST	37747	PARK, CHONG C	55446	2009-0854-PST-E	HARRIS	12/18/2009	\$9,414	\$1,882	\$7,532	\$0
PST	36927	PARK, SOOK	17119	2008-1945-PST-E	NUECES	04/11/2010	\$5,000	\$0	\$5,000	\$0

* There are Multiple Respondent Names associated to this Case No.



TCEQ
Singles Program

Appendix 7: List of Administrative Orders Issued FY2010

Date Range Selected : 09/01/2009 - 8/31/2010

PGM	Case No.	Respondent Name	TCEQ ID	Docket#	County	Order Date	Penalty Assessed	Penalty Deferred	Payable Amount	SEP Offset
PST	37466	Patton & Dial Quality Oil Company, LLC	24229	2009-0540-PST-E	HOUSTON	10/18/2009	\$14,400	\$2,880	\$11,520	\$0
PST	38546	PAYAN, ANDRES	2655	2009-1667-PST-E	EL PASO	03/20/2010	\$4,532	\$906	\$3,626	\$0
PST	37958	PDRMK Properties I, Ltd.	77466	2009-1101-PST-E	COOKE	12/18/2009	\$11,724	\$2,344	\$9,380	\$0
PST	37542	Petrocapital Management, LLC	35088	2009-0617-PST-E	GALVESTON	02/22/2010	\$4,673	\$934	\$3,739	\$0
PST	39220	PETROGAS LLC	72376	2010-0305-PST-E	HARRIS	08/30/2010	\$5,848	\$1,169	\$4,679	\$0
PST	38773	Petroleum Wholesale, L.P.	29860	2009-1926-PST-E	HARRIS	08/09/2010	\$3,675	\$735	\$2,940	\$0
PST	38812	Petroleum Wholesale, L.P.	49945	2009-1938-PST-E	TARRANT	08/21/2010	\$5,579	\$1,115	\$4,464	\$0
PST	35617	Petroleum Wholesale, L.P.	44876	2008-0512-PST-E	HARRIS	09/21/2009	\$2,375	\$0	\$2,375	\$0
PST	36698	Petroleum Wholesale, L.P.	22745	2008-1674-PST-E	BASTROP	08/30/2010	\$34,807	\$0	\$34,807	\$0
PST	38283	Petroleum Wholesale, L.P.	65069	2009-1416-PST-E	HARRIS	03/20/2010	\$3,542	\$708	\$2,834	\$0
PST	27012	Piazza, Joseph	23635	2005-1711-MLM-E	EL PASO	12/17/2009	\$10,800	\$0	\$10,800	\$0
PST	38754	Pilot Travel Centers LLC	78672	2009-1914-PST-E	HARRIS	05/09/2010	\$7,096	\$1,419	\$5,677	\$0
PST	38816	Pinak Corporation	70400	2009-1983-PST-E	GALVESTON	07/11/2010	\$3,076	\$615	\$2,461	\$0
PST	37913	Pine Forest Country Club	52804	2009-1046-PST-E	HARRIS	06/04/2010	\$14,521	\$2,904	\$11,617	\$0
PST	37836	PLATIS, JOHN	71362	2009-0963-PST-E	HARRIS	05/09/2010	\$10,096	\$0	\$10,096	\$0
PST	38080	Post Oak Retailer's Inc.	35405	2009-1232-PST-E	FORT BEND	03/20/2010	\$5,315	\$1,063	\$4,252	\$0
PST	38453	PP & MB Corporation	72254	2009-1602-PST-E	HARRIS	04/25/2010	\$5,064	\$1,012	\$4,052	\$0
PST	37209	Preston Mery Properties, Inc.	64308	2009-0282-PST-E	WILSON	03/20/2010	\$7,000	\$0	\$7,000	\$0
PST	39197	PROBH CORPORATION	42860	2010-0278-PST-E	JOHNSON	08/30/2010	\$10,687	\$2,137	\$8,550	\$0
PST	38380	PRYOR, MATTHEW A	48133	2009-1495-PST-E	JEFFERSON	07/16/2010	\$8,925	\$0	\$8,925	\$0
PST	39003	PTCAA Texas, L.P.	4953	2010-0054-PST-E	ORANGE	08/21/2010	\$11,743	\$2,348	\$9,395	\$0
PST	38697	PVSS Enterprises, Inc.	75302	2009-1862-PST-E	HARRIS	06/04/2010	\$6,821	\$1,364	\$5,457	\$0
PST	38444	Qandil, Inc. *	20379	2009-1576-PST-E	BRAZOS	08/21/2010	\$3,625	\$0	\$3,625	\$0
PST	39069	Quick Fuel Fleet Services, LLC	74348	2010-0150-PST-E	TARRANT	08/30/2010	\$18,238	\$3,647	\$14,591	\$0
PST	38755	R & D Distributing Ltd	30995	2009-1920-PST-E	SHELBY	06/26/2010	\$14,495	\$2,899	\$11,596	\$0
PST	37447	R C McBryde Oil Company	1620	2009-0514-PST-E	KIMBLE	06/18/2010	\$67,600	\$0	\$67,600	\$0
PST	38573	R N Business, Inc.	39045	2009-1712-PST-E	BRAZORIA	06/04/2010	\$16,214	\$0	\$16,214	\$0
PST	38803	R. B. Rogers	62701	2009-1967-PST-E	GRAY	08/09/2010	\$2,625	\$0	\$2,625	\$0
PST	38128	Raheel & Rida Inc.	27455	2009-1282-PST-E	DALLAS	03/08/2010	\$4,053	\$810	\$3,243	\$0
PST	37086	Rahisa United, Inc.	77533	2009-0137-PST-E	HARRIS	09/21/2009	\$16,242	\$3,248	\$12,994	\$0
PST	38108	Reena & Arish Business, Inc.	57108	2009-1280-PST-E	HARRIS	03/08/2010	\$3,770	\$754	\$3,016	\$0
PST	38042	REYES, GILBERT	72395	2009-1205-PST-E	EL PASO	10/31/2009	\$875	\$0	\$875	\$0
PST	38625	RF FOOD AND GAS, INC.	32238	2009-1773-PST-E	BEXAR	06/26/2010	\$6,446	\$1,289	\$5,157	\$0

* There are Multiple Respondent Names associated to this Case No.



Singles Program

Appendix 7: List of Administrative Orders Issued FY2010

Date Range Selected : 09/01/2009 - 8/31/2010

PGM	Case No.	Respondent Name	TCEQ ID	Docket#	County	Order Date	Penalty Assessed	Penalty Deferred	Payable Amount	SEP Offset
PST	38983	Rio Grande Regional Hospital, Inc.	44597	2010-0071-PST-E	HIDALGO	06/18/2010	\$875	\$0	\$875	\$0
PST	37820	Rios Ruben	16398	2009-0943-PST-E	NUECES	03/28/2010	\$7,700	\$0	\$7,700	\$0
PST	36119	RIVAS, JUAN G	13582	2008-1038-PST-E	DALLAS	02/07/2010	\$13,071	\$0	\$13,071	\$0
PST	37889	Riz Investment, Inc.	66760	2009-1019-PST-E	BRAZORIA	08/09/2010	\$7,031	\$0	\$7,031	\$0
PST	37338	Road Runner Real Estate Inv Trust		2009-0405-PST-E	GRAYSON	07/16/2010	\$6,300	\$0	\$6,300	\$0
PST	35633	Robertina Haro	62431	2008-0534-PST-E	HIDALGO	02/07/2010	\$9,350	\$0	\$9,350	\$0
PST	38466	Rosemin Enterprises, Inc.	32265	2009-1558-PST-E	HARRIS	05/09/2010	\$4,222	\$844	\$3,378	\$0
PST	38103	Roshani Enterprises Inc.	65568	2009-1246-PST-E	DALLAS	04/25/2010	\$4,070	\$814	\$3,256	\$0
PST	37013	RSE, Inc.	42276	2009-0053-PST-E	DALLAS	10/18/2009	\$2,945	\$0	\$2,945	\$0
PST	36873	Rupaul Mini Mart, Inc.	67577	2008-1844-PST-E	HARRIS	10/04/2009	\$11,320	\$0	\$11,320	\$0
PST	38423	RVR Investments, Inc.	15606	2009-1559-PST-E	DALLAS	11/27/2009	\$3,500	\$0	\$3,500	\$0
PST	39037	S.A.R ENTERPRISES, INC.	72640	2010-0115-PST-E	TARRANT	08/21/2010	\$16,656	\$3,331	\$13,325	\$0
PST	37848	SAAJ Corporation	39785	2009-0981-PST-E	HARRIS	02/07/2010	\$3,368	\$673	\$2,695	\$0
PST	38422	Sac-N-Pac Stores, Inc.	62317	2009-1537-PST-E	HAYS	04/11/2010	\$6,900	\$1,380	\$5,520	\$0
PST	38829	Sada Bahar, Inc.	16571	2009-1988-PST-E	ELLIS	06/26/2010	\$4,750	\$950	\$3,800	\$0
PST	39006	Sadiq Corporation	33170	2010-0085-PST-E	DALLAS	08/09/2010	\$3,728	\$745	\$2,983	\$0
PST	37630	Sajida Corporation	26698	2009-0731-PST-E	GALVESTON	12/18/2009	\$4,771	\$954	\$3,817	\$0
PST	24699	Salim Aziz Dossani	59152	2008-1254-PST-E	HARRIS	02/22/2010	\$65,088	\$0	\$65,088	\$0
PST	37698	Salima Roheen, Inc.	40244	2009-0788-PST-E	TARRANT	12/18/2009	\$3,820	\$764	\$3,056	\$0
PST	38701	SAS HOUSTON PROPERTIES, LLC.	23095	2009-1856-PST-E	HARRIS	06/04/2010	\$2,795	\$559	\$2,236	\$0
PST	35644	Schilling Sierra INC.	68014	2008-0531-PST-E	HUDSPETH	02/27/2010	\$9,095	\$0	\$9,095	\$0
PST	38901	Seis NLSS MG Corporation	69782	2009-2078-PST-E	BRAZORIA	08/21/2010	\$7,651	\$1,530	\$6,121	\$0
PST	38568	SH & PN Investment Group Inc.	41224	2009-1708-PST-E	HARRIS	06/18/2010	\$11,490	\$2,298	\$9,192	\$0
PST	35678	SHAH, MAULESH	6278	2008-0565-PST-E	DENTON	03/20/2010	\$4,500	\$900	\$3,600	\$0
PST	38611	Shams Enterprises, L.P.	26177	2009-1761-PST-E	GALVESTON	06/04/2010	\$4,283	\$856	\$3,427	\$0
PST	38152	Shannon Medical Center	48337	2009-1298-PST-E	TOM GREEN	01/28/2010	\$2,425	\$485	\$1,940	\$0
PST	38785	SHAPIRO FAMILY LTD PARTNERSHIP	13780	2009-1949-PST-E	POTTER	08/21/2010	\$3,575	\$715	\$2,860	\$0
PST	37424	Shareef I Enterprises, Inc.	33082	2009-0483-PST-E	GALVESTON	09/21/2009	\$3,071	\$614	\$2,457	\$0
PST	38104	Shawna, Inc.	4020	2009-1238-PST-E	EASTLAND	02/22/2010	\$2,625	\$525	\$2,100	\$0
PST	37613	SHEKHANI, AFZAL	33787	2009-0692-PST-E	HARRIS	10/11/2009	\$6,728	\$0	\$6,728	\$0
PST	39072	SHIWAKOTI, BISHNU	33196	2010-0160-PST-E	DALLAS	07/11/2010	\$2,938	\$587	\$2,351	\$0
PST	36849	Sindlo, Inc.	69987	2008-1825-PST-E	HARRIS	12/03/2009	\$2,884	\$0	\$2,884	\$0
PST	38083	SINGH, AMRIK	29847	2009-1226-PST-E	GALVESTON	05/15/2010	\$5,500	\$0	\$5,500	\$0

* There are Multiple Respondent Names associated to this Case No.



Appendix 7: List of Administrative Orders Issued FY2010

Date Range Selected : 09/01/2009 - 8/31/2010

PGM	Case No.	Respondent Name	TCEQ ID	Docket#	County	Order Date	Penalty Assessed	Penalty Deferred	Payable Amount	SEP Offset
PST	38556	Six Knastars, Inc	48125	2009-1754-PST-E	FORT BEND	04/25/2010	\$3,583	\$716	\$2,867	\$0
PST	38729	SKY2C INC	70019	2009-1888-PST-E	HARRIS	06/04/2010	\$3,991	\$798	\$3,193	\$0
PST	39204	Skyland Gas, Inc	32214	2010-0331-PST-E	HARRIS	08/21/2010	\$3,878	\$775	\$3,103	\$0
PST	37559	SL Horizon, LLC	56859	2009-0635-PST-E	LUBBOCK	11/13/2009	\$20,502	\$4,100	\$16,402	\$0
PST	38836	SMHS 1 INC	27485	2009-1996-PST-E	TARRANT	06/18/2010	\$10,220	\$2,044	\$8,176	\$0
PST	36328	Song Yoon Soo	70271	2008-1288-PST-E	HARRIS	05/09/2010	\$13,839	\$0	\$13,839	\$0
PST	38005	Southern Tank Transport, Inc.	75421	2009-1159-PST-E	COMAL	01/28/2010	\$7,500	\$1,500	\$6,000	\$0
PST	37774	Spanky's Wrecker Service Incorporated	20548	2009-0863-PST-E	JEFFERSON	11/27/2009	\$5,250	\$1,050	\$4,200	\$0
PST	38936	Star 1485 West, Inc.	44259	2009-2056-PST-E	MONTGOMERY	08/09/2010	\$8,250	\$1,650	\$6,600	\$0
PST	38571	Star Fuels, Inc.	26734	2009-1736-PST-E	HARRIS	06/04/2010	\$2,446	\$489	\$1,957	\$0
PST	37193	Star Fuels, Inc.	26344	2009-0273-PST-E	HARRIS	02/22/2010	\$11,596	\$0	\$11,596	\$0
PST	36905	Star Fuels, Inc.	23115	2008-1886-PST-E	HARRIS	02/07/2010	\$6,075	\$0	\$6,075	\$0
PST	38691	Star Fuels, Inc.	30587	2009-1826-PST-E	HARRIS	06/26/2010	\$8,802	\$1,760	\$7,042	\$0
PST	39230	Steinhagen Oil Company, Inc.	9315	2010-0420-PST-E	ORANGE	08/09/2010	\$4,554	\$910	\$3,644	\$0
PST	39269	Steinhagen Oil Company, Inc.	28671	2010-0320-PST-E	JEFFERSON	08/21/2010	\$3,497	\$699	\$2,798	\$0
PST	38464	STELLA LINK BUSINESS LLC	63909	2009-1601-PST-E	HARRIS	02/22/2010	\$2,368	\$473	\$1,895	\$0
PST	37703	STEPHENSON, MICHAEL G	28210	2009-0799-PST-E	MIDLAND	06/04/2010	\$17,564	\$3,512	\$14,052	\$0
PST	37716	STEWART, DONALD	9518	2009-0816-PST-E	KENEDY	07/08/2010	\$8,925	\$0	\$8,925	\$0
PST	36023	SUPERIOR GROCERS, INC	11375	2008-0947-PST-E	JOHNSON	11/13/2009	\$20,148	\$4,029	\$16,119	\$0
PST	38657	SYED & NASRU ENTERPRISES, INC.	63985	2009-1751-PST-E	HARRIS	08/30/2010	\$6,706	\$0	\$6,706	\$0
PST	37388	Tammy Jenkins *	10105	2009-0456-PST-E	HOOD	07/31/2010	\$2,625	\$0	\$2,625	\$0
PST	38155	Tarpley, Inc.	19816	2009-1349-PST-E	MEDINA	04/11/2010	\$12,584	\$2,516	\$10,068	\$0
PST	39260	TAWAKUL INVESTMENTS INC	38762	2010-0338-PST-E	DALLAS	08/21/2010	\$4,025	\$805	\$3,220	\$0
PST	36411	TCS 1 MANAGEMENT COMPANY, L.L.C.	54144	2008-1327-PST-E	ORANGE	10/31/2009	\$7,650	\$0	\$7,650	\$0
PST	37739	Texas Petroleum Group, LLC	52784	2009-0835-PST-E	HARRIS	11/27/2009	\$3,750	\$750	\$3,000	\$0
PST	39061	Thalji Enterprises, Inc.	26726	2010-0139-PST-E	GALVESTON	07/11/2010	\$3,301	\$660	\$2,641	\$0
PST	38403	The Express 146 Enterprise Inc	74344	2009-1548-PST-E	GALVESTON	06/04/2010	\$2,910	\$582	\$2,328	\$0
PST	38512	The Machi Corporation	42129	2009-1655-PST-E	TARRANT	04/11/2010	\$2,625	\$525	\$2,100	\$0
PST	39342	Tien Shan, Inc.	69779	2010-0450-PST-E	HARRIS	08/30/2010	\$1,070	\$214	\$856	\$0
PST	39470	Tiger Holdings, Inc.	71658	2010-0626-PST-E	BRAZOS	08/21/2010	\$3,500	\$0	\$3,500	\$0
PST	37377	TMT, Inc.	66446	2009-0436-PST-E	DALLAS	09/21/2009	\$4,071	\$814	\$3,257	\$0
PST	38516	Tori Rose Land, Inc.	52265	2009-1630-PST-E	COLLIN	04/11/2010	\$2,683	\$536	\$2,147	\$0

* There are Multiple Respondent Names associated to this Case No.



Singles Program

Appendix 7: List of Administrative Orders Issued FY2010

Date Range Selected : 09/01/2009 - 8/31/2010

PGM	Case No.	Respondent Name	TCEQ ID	Docket#	County	Order Date	Penalty Assessed	Penalty Deferred	Payable Amount	SEP Offset
PST	38132	TOUCEDO, PAUL	15954	2009-1296-PST-E	HUNT	05/15/2010	\$2,625	\$0	\$2,625	\$0
PST	38805	Town & Country Market, LLC	75950	2009-1968-PST-E	HARRIS	06/26/2010	\$3,330	\$666	\$2,664	\$0
PST	31760	TREVINO, EULALIO	34606	2006-1845-PST-E	FRIO	11/07/2009	\$5,775	\$0	\$5,775	\$0
PST	39035	Tristar Convenience Stores, Inc.	66831	2010-0116-PST-E	HARRIS	08/09/2010	\$2,109	\$421	\$1,688	\$0
PST	38067	Twister Investment, Inc.	76170	2009-1211-PST-E	MONTGOME RY	12/18/2009	\$7,980	\$1,596	\$6,384	\$0
PST	37711	U S Capital Investments LLC	72153	2009-0834-PST-E	TARRANT	12/18/2009	\$4,846	\$969	\$3,877	\$0
PST	38999	UNITED FA & S ENTERPRISE INC	79656	2010-0078-PST-E	HARRIS	08/09/2010	\$8,500	\$1,700	\$6,800	\$0
PST	38085	United Parcel Service, Inc.	24414	2009-1240-PST-E	EL PASO	03/08/2010	\$4,417	\$883	\$3,534	\$0
PST	39678	United Parcel Service, Inc.	24420	2010-0772-PST-E	LUBBOCK	08/21/2010	\$1,750	\$0	\$1,750	\$0
PST	39509	United Supermarkets, L.L.C.	74538	2010-0605-PST-E	LUBBOCK	08/09/2010	\$1,750	\$0	\$1,750	\$0
PST	37789	University Behavioral Health of El Paso, LLC	22385	2009-0919-PST-E	EL PASO	10/04/2009	\$2,450	\$0	\$2,450	\$0
PST	38477	Uppal Brothers, Inc.	44704	2009-1611-PST-E	TARRANT	04/25/2010	\$13,682	\$2,736	\$10,946	\$0
PST	36018	USA Developers LLC	32899	2008-0992-PST-E		05/29/2010	\$3,675	\$0	\$3,675	\$0
PST	38055	V & SS Enterprises, L.L.C.	68487	2009-1189-PST-E	FORT BEND	12/18/2009	\$7,349	\$1,469	\$5,880	\$0
PST	38148	V D N Enterprises, Inc.	31562	2009-1311-PST-E	LIBERTY	05/01/2010	\$7,721	\$0	\$7,721	\$0
PST	34891	Vance Ronnie	4367	2007-1779-PST-E	JONES	10/31/2009	\$5,250	\$1,650	\$3,600	\$0
PST	37018	VELA, JAIME	53995	2009-0062-PST-E	ZAPATA	03/28/2010	\$6,300	\$0	\$6,300	\$0
PST	37670	Victoria Momin, Inc.	32802	2009-0763-PST-E	HARRIS	11/13/2009	\$10,459	\$2,091	\$8,368	\$0
PST	37861	Virani Nazlin A	39292	2009-0933-PST-E	BEXAR	12/18/2009	\$8,196	\$1,639	\$6,557	\$0
PST	38994	VNR Enterprises Inc.	39041	2010-0077-PST-E	GALVESTON	06/26/2010	\$5,519	\$1,103	\$4,416	\$0
PST	38060	VSNB, LLC	57397	2009-1196-PST-E	HARRIS	01/28/2010	\$2,557	\$511	\$2,046	\$0
PST	38087	W & J Investment, Inc.	69947	2009-1195-PST-E	HARRIS	02/07/2010	\$3,071	\$614	\$2,457	\$0
PST	38304	W & J Investment, Inc.	73918	2009-1409-PST-E	HARRIS	03/20/2010	\$2,376	\$475	\$1,901	\$0
PST	37840	WAHAB, ZIA	51521	2009-0946-PST-E	DALLAS	02/07/2010	\$21,424	\$4,284	\$17,140	\$0
PST	37245	Wajed Ent. Inc.	71293	2009-0308-PST-E	HARRIS	03/08/2010	\$10,729	\$0	\$10,729	\$0
PST	38681	WALIA, SURJIT SINGH	T002648	2009-1853-PST-E	GALVESTON	06/24/2010	\$4,834	\$0	\$4,834	\$0
PST	38433	WALKER, LEE A *	79856	2009-1588-PST-E	VAL VERDE	04/11/2010	\$2,625	\$525	\$2,100	\$0
PST	37411	Wanda J Noah	10108	2009-0471-PST-E	HOOD	10/04/2009	\$3,575	\$715	\$2,860	\$0
PST	38680	Warm Springs Rehabilitation Hospitals, Inc. *	62473	2009-1825-PST-E	BEXAR	07/11/2010	\$8,000	\$1,600	\$6,400	\$0
PST	37551	We Are Crazy, Inc.	68602	2009-0637-PST-E	ORANGE	02/17/2010	\$8,873	\$0	\$8,873	\$0
PST	39085	WESTSTAR SUNSHINE INC	66064	2010-0105-PST-E	BRAZORIA	08/09/2010	\$32,631	\$6,526	\$26,105	\$0

* There are Multiple Respondent Names associated to this Case No.



TCEQ
Singles Program

Appendix 7: List of Administrative Orders Issued FY2010

Date Range Selected : 09/01/2009 - 8/31/2010

PGM	Case No.	Respondent Name	TCEQ ID	Docket#	County	Order Date	Penalty Assessed	Penalty Deferred	Payable Amount	SEP Offset
PST	35297	WILEY, MIKE A		2008-0155-PST-E	JASPER	10/04/2009	\$11,000	\$0	\$11,000	\$0
PST	38462	WWY Inc.	42960	2009-1587-PST-E	DALLAS	03/08/2010	\$3,865	\$773	\$3,092	\$0
PST	38079	YARBROUGH, LUTHER G *	30263	2009-1231-PST-E	HARRIS	04/09/2010	\$5,500	\$0	\$5,500	\$0
PST	37535	Yoonason, LLC	63258	2009-0610-PST-E	DALLAS	10/18/2009	\$7,747	\$1,549	\$6,198	\$0
PST	38878	ZAFAR INC	17743	2009-2060-PST-E	HARRIS	06/18/2010	\$7,067	\$1,413	\$5,654	\$0
PST	38576	ZAZ, Inc.	10895	2009-1713-PST-E	DALLAS	05/09/2010	\$4,842	\$968	\$3,874	\$0
PST	37506	Zeba, Inc.	68659	2009-0586-PST-E	SAN PATRICIO	10/18/2009	\$2,625	\$525	\$2,100	\$0
PST	38808	ZENU & NILU ENTERPRISE INC.	66023	2009-1919-PST-E	HARRIS	08/09/2010	\$3,315	\$663	\$2,652	\$0
PST Orders Issued: 395						Total:	\$3,024,824	\$373,112	\$2,534,871	\$116,841

* There are Multiple Respondent Names associated to this Case No.



TCEQ
Singles Program

Appendix 7: List of Administrative Orders Issued FY2010

Date Range Selected : 09/01/2009 - 8/31/2010

PGM	Case No.	Respondent Name	TCEQ ID	Docket#	County	Order Date	Penalty Assessed	Penalty Deferred	Payable Amount	SEP Offset
PWS	38037	A. & P. Water Supply Corporation	1830017	2009-1208-PWS-E	PANOLA	03/08/2010	\$413	\$82	\$331	\$0
PWS	37709	ABDELHAK, MARDOCHE	0150131	2009-0804-PWS-E	BEXAR	02/22/2010	\$2,533	\$506	\$2,027	\$0
PWS	14329	ALDERS, WELDON W	1460098	2008-0362-MLM-E	LIBERTY	12/18/2009	\$61,390	\$0	\$61,390	\$0
PWS	38420	Alexander Moulding Mill Company	0970010	2009-1553-PWS-E	HAMILTON	02/07/2010	\$4,789	\$0	\$4,789	\$0
PWS	38514	Al's Investments Inc DBA Al's North Texas Property Management, Inc.	2490074	2009-1658-PWS-E	WISE	04/11/2010	\$535	\$107	\$428	\$0
PWS	37547	Amistad Lago Villa Homeowner's Association, Inc.	2330055	2009-0630-PWS-E	VAL VERDE	10/04/2009	\$2,622	\$524	\$2,098	\$0
PWS	37973	AMK Properties L L C	0820017	2009-1123-PWS-E	FRIO	04/09/2010	\$3,599	\$0	\$3,599	\$0
PWS	38396	Aqua Texas, Inc.	2270282	2009-1533-PWS-E	TRAVIS	04/25/2010	\$1,975	\$395	\$1,580	\$0
PWS	39693	ARMSTRONG, MARK E		2010-0789-WOC-E	GRAYSON	08/30/2010	\$210	\$0	\$210	\$0
PWS	37494	BABB, TERRY L SR	1070024	2009-0569-MLM-E	HENDERSON	03/14/2010	\$7,537	\$0	\$7,537	\$0
PWS	38801	BALL DWIGHT AND BALL LINDA	1013249	2009-1966-PWS-E	HARRIS	06/26/2010	\$125	\$25	\$100	\$0
PWS	36618	BARNETT, NORMAN	1011183	2008-1620-PWS-E	HARRIS	09/20/2009	\$614	\$0	\$614	\$0
PWS	37296	Barranca Corporation	0710121	2009-0369-PWS-E	EL PASO	02/22/2010	\$4,673	\$934	\$3,739	\$0
PWS	38119	Beechwood WSC	2020014	2009-1279-PWS-E	SABINE	12/18/2009	\$1,429	\$285	\$1,144	\$0
PWS	39763	BICKHAM, DANIEL W		2010-0874-WOC-E	SAN PATRICIO	08/30/2010	\$210	\$0	\$210	\$0
PWS	37608	Blanca Cruz	0100084	2009-0695-PWS-E	BANDERA	04/11/2010	\$2,535	\$0	\$2,535	\$0
PWS	37833	BOCKMON, RICKEY G		2009-0957-WOC-E	LUBBOCK	09/21/2009	\$210	\$0	\$210	\$0
PWS	37495	BRADEN, MARIE	1500113	2009-0596-PWS-E	LLANO	10/04/2009	\$562	\$112	\$450	\$0
PWS	38048	Brandon-Irene Water Supply Corporation	1090018	2009-1242-PWS-E	HILL	02/22/2010	\$500	\$100	\$400	\$0
PWS	37841	Buchanan Lake Village, Inc.	1500003	2009-0971-PWS-E	LLANO	12/18/2009	\$856	\$171	\$685	\$0
PWS	37229	Cain Addition HomeOwners Association CAHA	1370036	2009-0320-PWS-E	KLEBERG	10/11/2009	\$3,300	\$0	\$3,300	\$0
PWS	36058	Cain Addition HomeOwners Association CAHA *	1370036	2009-1069-UCR-E	KLEBERG	02/10/2010	\$0	\$0	\$0	\$0
PWS	36058	Cain Addition HomeOwners Association CAHA *	1370036	2009-1069-UCR-E		09/09/2009	\$0	\$0	\$0	\$0
PWS	36058	Cain Addition HomeOwners Association CAHA *	1370036	2009-1069-UCR-E	KLEBERG	01/07/2010	\$0	\$0	\$0	\$0
PWS	38265	CANTU, REYES	1520251	2009-1408-PWS-E	LUBBOCK	02/07/2010	\$265	\$53	\$212	\$0
PWS	38488	Caverns Inn Restaurant & Motel, Inc. *	1300028	2009-1627-PWS-E	KENDALL	05/09/2010	\$4,401	\$0	\$4,401	\$0
PWS	38837	Central Bosque Water Supply Corporation	1550061	2009-2014-PWS-E	MCLENNAN	05/09/2010	\$129	\$25	\$104	\$0
PWS	39853	CHILDERS, KENNY		2010-0964-WOC-E		08/30/2010	\$210	\$0	\$210	\$0

* There are Multiple Respondent Names associated to this Case No.



Appendix 7: List of Administrative Orders Issued FY2010

Date Range Selected : 09/01/2009 - 8/31/2010

PGM	Case No.	Respondent Name	TCEQ ID	Docket#	County	Order Date	Penalty Assessed	Penalty Deferred	Payable Amount	SEP Offset
PWS	38959	Childress Creek Water Supply Corporation	0180026	2010-0040-PWS-E	BOSQUE	07/11/2010	\$6,340	\$0	\$0	\$6,340
PWS	38967	Circle T Promotions, Ltd.	0970015	2010-0064-PWS-E	HAMILTON	08/09/2010	\$1,264	\$252	\$1,012	\$0
PWS	35781	City Int'l., Ltd.	1012512	2008-0680-PWS-E	HARRIS	03/08/2010	\$520	\$0	\$520	\$0
PWS	38592	City of Austin	2270001	2009-1734-PWS-E	TRAVIS	05/09/2010	\$570	\$114	\$456	\$0
PWS	38541	City of Austwell	1960006	2009-1683-PWS-E	REFUGIO	05/09/2010	\$267	\$0	\$267	\$0
PWS	37656	City of Beeville	0130001	2009-0754-PWS-E	BEE	11/13/2009	\$5,161	\$0	\$5,161	\$0
PWS	38578	City of Berryville	1070205	2009-1728-PWS-E	HENDERSON	04/11/2010	\$305	\$61	\$244	\$0
PWS	37569	City of Blanco	0160002	2009-0655-PWS-E	BLANCO	09/21/2009	\$397	\$0	\$397	\$0
PWS	39511	City of Bruceville Eddy	1550024	2010-0600-PWS-E	MCLENNAN	08/30/2010	\$282	\$56	\$226	\$0
PWS	38214	City of Bryan	0210001	2009-1465-PWS-E	BRAZOS	03/20/2010	\$4,341	\$868	\$3,473	\$0
PWS	37661	City of Cameron	1660001	2009-0755-PWS-E	MILAM	11/13/2009	\$3,264	\$652	\$2,612	\$0
PWS	39027	City of Center	2100001	2010-0104-PWS-E	SHELBY	08/30/2010	\$10,075	\$2,015	\$8,060	\$0
PWS	36564	City of Corpus Christi	1780003	2008-1521-MLM-E	NUECES	02/22/2010	\$10,481	\$0	\$0	\$10,481
PWS	38413	City of Crystal City	2540001	2009-1560-PWS-E	ZAVALA	03/20/2010	\$856	\$171	\$685	\$0
PWS	25477	City Of Edgewood	WQ001464800	2009-0589-PWS-E	VAN ZANDT	10/04/2009	\$2,160	\$0	\$0	\$2,160
PWS	37428	City of Edmonson	0950015	2009-0495-PWS-E	HALE	10/04/2009	\$210	\$42	\$168	\$0
PWS	35996	City of Elsa	1080005	2008-0915-PWS-E	HIDALGO	09/21/2009	\$10,782	\$0	\$10,782	\$0
PWS	37422	City of Emory	1900001	2009-0485-PWS-E	RAINS	10/18/2009	\$19,430	\$0	\$0	\$19,430
PWS	29904	City of Evant	0500015	2009-1356-PWS-E	CORYELL	03/08/2010	\$1,872	\$0	\$1,872	\$0
PWS	37473	City of Granite Shoals	0270049	2009-0547-PWS-E	BURNET	10/04/2009	\$1,330	\$0	\$0	\$1,330
PWS	38902	City of Gustine	0470003	2009-2080-PWS-E	COMANCHE	08/30/2010	\$2,675	\$0	\$2,675	\$0
PWS	38972	CITY OF HENRIETTA	0390001	2010-0057-PWS-E	CLAY	06/04/2010	\$660	\$132	\$528	\$0
PWS	16926	City of Huxley	2100019	2009-0493-PWS-E	SHELBY	10/04/2009	\$2,745	\$0	\$0	\$2,745
PWS	38145	City of Kemp	1290004	2009-1309-PWS-E	KAUFMAN	01/28/2010	\$630	\$126	\$504	\$0
PWS	37299	City of La Villa	1080023	2009-0370-PWS-E	HIDALGO	02/07/2010	\$3,172	\$0	\$0	\$3,172
PWS	27681	City of Marlin	0730002	2005-2035-PWS-E	FALLS	12/18/2009	\$43,880	\$0	\$0	\$43,880
PWS	38898	City of Murchison	1070027	2009-2081-PWS-E	HENDERSON	06/04/2010	\$635	\$0	\$635	\$0
PWS	36669	City of Overton	2010002	2008-1650-PWS-E	RUSK	02/07/2010	\$2,108	\$0	\$2,108	\$0
PWS	37708	City of Palestine	0010001	2009-0817-PWS-E	ANDERSON	02/22/2010	\$11,285	\$0	\$0	\$11,285
PWS	37382	City of Petrolia	0390002	2009-0458-PWS-E	CLAY	09/21/2009	\$1,008	\$201	\$807	\$0
PWS	39091	City of Rose City	1810139	2010-0202-PWS-E	ORANGE	06/26/2010	\$457	\$0	\$457	\$0
PWS	38019	City of Rotan	0760002	2009-1176-PWS-E	FISHER	11/13/2009	\$2,677	\$535	\$2,142	\$0

* There are Multiple Respondent Names associated to this Case No.



Singles Program

Appendix 7: List of Administrative Orders Issued FY2010

Date Range Selected : 09/01/2009 - 8/31/2010

PGM	Case No.	Respondent Name	TCEQ ID	Docket#	County	Order Date	Penalty Assessed	Penalty Deferred	Payable Amount	SEP Offset
PWS	37927	City of San Augustine	2030001	2009-1074-PWS-E	SAN AUGUSTINE	01/28/2010	\$705	\$0	\$705	\$0
PWS	34792	City of San Augustine	2030001	2007-1678-PWS-E	SAN AUGUSTINE	11/13/2009	\$9,525	\$0	\$0	\$9,525
PWS	38450	City of Santa Rosa	0310009	2009-1551-PWS-E	CAMERON	03/08/2010	\$895	\$0	\$895	\$0
PWS	37732	City Of Slaton	1520004	2009-0836-PWS-E	LUBBOCK	02/22/2010	\$17,468	\$3,493	\$0	\$13,975
PWS	36667	City of Strawn	1820005	2008-1652-PWS-E	PALO PINTO	09/21/2009	\$810	\$0	\$810	\$0
PWS	38486	City of Trinidad	1070004	2009-1628-PWS-E	HENDERSON	04/11/2010	\$1,776	\$0	\$1,776	\$0
PWS	37705	City of Trinity	2280002	2009-0826-PWS-E	TRINITY	12/18/2009	\$7,930	\$1,586	\$0	\$6,344
PWS	37900	Consumers Water Inc.	1010219	2009-1030-PWS-E	HARRIS	12/18/2009	\$2,040	\$408	\$1,632	\$0
PWS	38806	Copperas Cove MHC, LLC	0500043	2009-1980-MLM-E	CORYELL	07/11/2010	\$5,207	\$1,041	\$2,083	\$2,083
PWS	38481	Creedmoor-MAHA Water Supply Corporation	2270008	2009-1697-PWS-E	TRAVIS	04/25/2010	\$545	\$109	\$436	\$0
PWS	38320	Cross Country Water Supply Corporation	1550059	2009-1452-PWS-E	MCLENNAN	03/20/2010	\$635	\$127	\$508	\$0
PWS	37235	Custom Water Co., L.L.C.	1690004	2009-0312-PWS-E	MONTAGUE	01/07/2010	\$1,590	\$0	\$1,590	\$0
PWS	37955	Custom Water Co., L.L.C.	1690011	2009-1092-PWS-E	MONTAGUE	05/01/2010	\$2,373	\$0	\$2,373	\$0
PWS	37620	Cypress Springs Special Utility District	0800016	2009-0718-PWS-E	FRANKLIN	11/27/2009	\$820	\$0	\$820	\$0
PWS	37146	D & M Water Supply Corporation	1740010	2009-0261-PWS-E	NACOGDOC HES	10/04/2009	\$620	\$124	\$496	\$0
PWS	37876	D M Ventures, Inc.	1013276	2009-1059-PWS-E	HARRIS	03/28/2010	\$4,540	\$0	\$4,540	\$0
PWS	37681	Deadwood Water Supply Corporation	1830025	2009-0774-PWS-E	PANOLA	11/13/2009	\$735	\$147	\$588	\$0
PWS	37523	Deanville Water Supply Corporation	0260014	2009-0631-PWS-E	BURLESON	10/18/2009	\$3,145	\$629	\$2,516	\$0
PWS	36049	Derdeyn/Ford, Inc.	1580002	2008-0974-PWS-E	MARION	09/20/2009	\$585	\$0	\$585	\$0
PWS	39326	DIAZ, ISABEL P		2010-0459-WOC-E	HASKELL	08/09/2010	\$210	\$0	\$210	\$0
PWS	37429	DOLEN, DANNY J	1470034	2009-0516-PWS-E	LIMESTONE	10/31/2009	\$1,660	\$332	\$1,328	\$0
PWS	37970	EAST CEDAR CREEK FWSD	1070167	2009-1164-PWS-E	HENDERSON	10/31/2009	\$1,320	\$264	\$1,056	\$0
PWS	38513	East Crawford Water Supply Corporation	1550023	2009-1660-PWS-E	MCLENNAN	03/20/2010	\$802	\$160	\$642	\$0
PWS	24528	ENGLISH, DON L	1250033	2009-2077-PWS-E	JIM WELLS	08/25/2010	\$0	\$0	\$0	\$0
PWS	24528	ENGLISH, DON L	1250033	2009-2077-PWS-E	JIM WELLS	12/29/2009	\$0	\$0	\$0	\$0
PWS	24528	ENGLISH, DON L	1250033	2009-2077-PWS-E	JIM WELLS	06/23/2010	\$0	\$0	\$0	\$0
PWS	24528	ENGLISH, DON L	1250033	2009-2077-PWS-E	JIM WELLS	02/10/2010	\$0	\$0	\$0	\$0
PWS	37846	Etoile Water Supply Corporation	1740011	2009-0954-PWS-E	NACOGDOC HES	10/18/2009	\$850	\$0	\$850	\$0
PWS	7258	Fair Road Properties, Inc.	0610226	2007-1699-MLM-E	DENTON	02/07/2010	\$14,455	\$0	\$14,455	\$0
PWS	35654	Feron Corporation	0710189	2009-1943-PWS-E	EL PASO	06/26/2010	\$16,448	\$0	\$16,448	\$0

* There are Multiple Respondent Names associated to this Case No.



TCEQ
Singles Program

Appendix 7: List of Administrative Orders Issued FY2010

Date Range Selected : 09/01/2009 - 8/31/2010

PGM	Case No.	Respondent Name	TCEQ ID	Docket#	County	Order Date	Penalty Assessed	Penalty Deferred	Payable Amount	SEP Offset
PWS	36892	First Baptist Church of Jonestown, Texas	2270389	2008-1880-PWS-E	TRAVIS	02/07/2010	\$5,070	\$1,470	\$3,600	\$0
PWS	38712	Five Nine Seven Limited Partnership	0210006	2009-1904-PWS-E	BRAZOS	06/26/2010	\$2,099	\$419	\$1,680	\$0
PWS	38096	Fort Gates Water Supply Corporation	0500017	2009-1260-PWS-E	CORYELL	02/22/2010	\$750	\$150	\$600	\$0
PWS	37340	Foster Consolidated Investments, L.L.C. dba Chaparral III	2460047	2009-0406-PWS-E	WILLIAMSON	11/20/2009	\$168	\$0	\$168	\$0
PWS	38024	Frognot Water Supply Corporation	0430035	2009-1174-PWS-E	COLLIN	11/27/2009	\$262	\$52	\$210	\$0
PWS	37902	GHANI, NORA *	1012666	2009-1033-PWS-E	HARRIS	06/18/2010	\$8,663	\$0	\$8,663	\$0
PWS	39289	Harris County Municipal Utility District 154	1011642	2010-0374-PWS-E	HARRIS	08/30/2010	\$1,500	\$300	\$1,200	\$0
PWS	38587	HEJL, GORDON *	0460258	2009-1729-PWS-E	COMAL	07/11/2010	\$7,204	\$0	\$7,204	\$0
PWS	39169	HIGH PRAIRIE WATER SUPPLY CORPORATION	1570018	2010-0342-PWS-E	MADISON	08/09/2010	\$822	\$164	\$658	\$0
PWS	36524	Highland Park Water Supply Corporation	0180071	2008-1488-PWS-E	BOSQUE	02/22/2010	\$997	\$0	\$997	\$0
PWS	31668	Hilco United Services, Inc.	1090037	2009-1927-PWS-E	HILL	05/09/2010	\$2,300	\$0	\$2,300	\$0
PWS	38905	Hilco United Services, Inc.	0180015	2010-0009-PWS-E	BOSQUE	06/18/2010	\$187	\$37	\$150	\$0
PWS	37638	HOLT, SYLL	0030037	2009-0737-PWS-E	ANGELINA	02/17/2010	\$305	\$0	\$305	\$0
PWS	38931	Hudson Water Supply Corporation	0030023	2010-0112-PWS-E	ANGELINA	06/25/2010	\$840	\$0	\$840	\$0
PWS	38818	Hunter Road Investments LLC	1050105	2009-2008-PWS-E	HAYS	07/11/2010	\$2,780	\$556	\$2,224	\$0
PWS	37898	International A.L.E.R.T. Academy	2300009	2009-1028-PWS-E	UPSHUR	03/08/2010	\$9,062	\$0	\$9,062	\$0
PWS	38694	Jarrell-Schwertner Water Supply Corporation	2460011	2009-1840-PWS-E	WILLIAMSON	06/04/2010	\$570	\$114	\$456	\$0
PWS	34976	Jeanette Smith Raines	0260039	2007-1869-PWS-E	BURLESON	06/04/2010	\$4,138	\$0	\$4,138	\$0
PWS	37105	Joe Thurman Lodge & Livery, Inc.	1670005	2009-0159-PWS-E	MILLS	11/13/2009	\$2,376	\$475	\$1,901	\$0
PWS	36500	John Kiousis	1520184	2008-1560-PWS-E	LUBBOCK	11/13/2009	\$3,484	\$0	\$3,484	\$0
PWS	37444	Kas Investments, Ltd.	0200366	2009-0529-PWS-E	BRAZORIA	07/31/2010	\$4,848	\$0	\$4,848	\$0
PWS	37075	KBL Management, Inc	0270016	2009-0126-PWS-E	BURNET	11/27/2009	\$7,018	\$0	\$7,018	\$0
PWS	37878	Kempner Water Supply Corporation	1410028	2009-1005-PWS-E	LAMPASAS	11/13/2009	\$1,762	\$352	\$0	\$1,410
PWS	37866	King Cottle Water Supply Corporation	0510004	2009-0996-PWS-E	COTTLE	11/27/2009	\$277	\$55	\$222	\$0
PWS	37873	Kingsbridge Municipal Utility District	0790158	2009-1003-PWS-E	FORT BEND	11/27/2009	\$1,500	\$300	\$1,200	\$0
PWS	38097	Lake palo Pinto Area Water Supply Corporation	1820069	2009-1268-PWS-E	PALO PINTO	02/22/2010	\$290	\$58	\$232	\$0
PWS	35040	LAKE RIDGE WATER SYSTEM, L.P.	2330029	2007-1944-PWS-E	VAL VERDE	10/04/2009	\$374	\$0	\$374	\$0
PWS	38897	Leveretts Chapel Water Supply Corporation	2010036	2009-2082-PWS-E	RUSK	06/26/2010	\$952	\$190	\$762	\$0
PWS	37875	Libby Water Supply Corporation	1740012	2009-1058-PWS-E	NACOGDOC HES	11/13/2009	\$367	\$0	\$367	\$0

* There are Multiple Respondent Names associated to this Case No.



Singles Program

Appendix 7: List of Administrative Orders Issued FY2010

Date Range Selected : 09/01/2009 - 8/31/2010

PGM	Case No.	Respondent Name	TCEQ ID	Docket#	County	Order Date	Penalty Assessed	Penalty Deferred	Payable Amount	SEP Offset
PWS	38386	Lillie's Kitchen & Store, LLC	2330065	2009-1518-PWS-E	VAL VERDE	02/07/2010	\$367	\$73	\$294	\$0
PWS	38668	Lisa Lowery Trust	0460213	2009-1817-PWS-E	COMAL	08/09/2010	\$2,382	\$0	\$2,382	\$0
PWS	38025	Luella Water Supply Corporation	0910032	2009-1175-PWS-E	GRAYSON	11/27/2009	\$280	\$56	\$224	\$0
PWS	36363	LUKE, DOLORES A	1000071	2008-1303-PWS-E	HARDIN	09/16/2009	\$1,452	\$0	\$1,452	\$0
PWS	37242	M R K Investment Corp.	2400024	2009-0313-PWS-E	WEBB	06/04/2010	\$10,736	\$0	\$10,736	\$0
PWS	38013	MC Equities, LLC	1012154	2009-1167-PWS-E	HARRIS	01/28/2010	\$267	\$53	\$214	\$0
PWS	37074	Mcmullen County WCID 2	1560001	2009-0125-PWS-E	MCMULLEN	10/18/2009	\$1,011	\$202	\$809	\$0
PWS	38839	Melrose Water Supply Corporation	1740006	2009-2010-PWS-E	NACOGDOC HES	07/11/2010	\$20,348	\$4,069	\$16,279	\$0
PWS	38077	Melrose Water Supply Corporation	1740006	2009-1236-PWS-E	NACOGDOC HES	12/18/2009	\$3,540	\$708	\$2,832	\$0
PWS	38733	Midway Petroleum, L.P.	1700619	2009-1939-PWS-E	MONTGOMERY	06/26/2010	\$4,603	\$920	\$3,683	\$0
PWS	38772	Milano WSC	1660009	2009-1965-PWS-E	MILAM	06/04/2010	\$6,288	\$1,257	\$5,031	\$0
PWS	37756	Miller Grove Water Supply Corporation	1120016	2009-0808-PWS-E	HOPKINS	10/18/2009	\$367	\$0	\$367	\$0
PWS	35380	MILLER, BARBARA	0790190	2008-0268-PWS-E	FORT BEND	11/07/2009	\$11,714	\$0	\$11,714	\$0
PWS	37830	Mirando City Water Supply Corporation	2400025	2009-0952-PWS-E	WEBB	02/22/2010	\$2,270	\$454	\$1,816	\$0
PWS	38887	Moore Station Water Supply Corporation	1070055	2009-2061-PWS-E	HENDERSON	06/25/2010	\$715	\$143	\$572	\$0
PWS	36120	MOORE, JOHN C	1550127	2008-1040-PWS-E	MCLENNAN	09/20/2009	\$1,674	\$0	\$1,674	\$0
PWS	37771	Moore's Water System of Beaver Lake, Inc.	1550127	2009-0917-PWS-E	MCLENNAN	03/14/2010	\$3,851	\$0	\$3,851	\$0
PWS	35172	NEELY, JACK	2120051	2010-0287-PWS-E	SMITH	08/21/2010	\$960	\$0	\$960	\$0
PWS	37978	NGUYEN, HA VAN	0270042	2009-1125-PWS-E	BURNET	02/22/2010	\$4,142	\$0	\$4,142	\$0
PWS	38186	Ni America Operating LLC	1260103	2009-1354-PWS-E	JOHNSON	04/25/2010	\$660	\$132	\$528	\$0
PWS	38328	North Milam Water Supply Corporation	1660011	2009-1458-PWS-E	MILAM	03/20/2010	\$635	\$127	\$508	\$0
PWS	37899	North Runnels Wsc	2000005	2009-1031-PWS-E	RUNNELS	10/31/2009	\$267	\$53	\$214	\$0
PWS	37905	Northwind Properties, LTD	1011947	2009-1040-PWS-E	HARRIS	02/07/2010	\$385	\$0	\$385	\$0
PWS	36835	ONEILL, LARRY	0150186	2008-1829-PWS-E	BEXAR	11/27/2009	\$6,286	\$0	\$6,286	\$0
PWS	38896	OXFORD, JIM		2009-2083-WOC-E	BEE	08/09/2010	\$9,872	\$0	\$9,872	\$0
PWS	38670	Paradise Ranch Landowners' Association Inc.	2350065	2009-1812-PWS-E	VICTORIA	04/25/2010	\$475	\$95	\$380	\$0
PWS	38789	Patton Lake, Inc.	1700488	2009-1946-PWS-E	MONTGOMERY	07/11/2010	\$1,497	\$299	\$1,198	\$0
PWS	37104	PETTY, KARA LEAH	2350062	2009-0148-PWS-E	VICTORIA	11/20/2009	\$850	\$0	\$850	\$0
PWS	37627	Possum Kingdom Water Supply Corporation	1820076	2009-0719-PWS-E	PALO PINTO	10/04/2009	\$275	\$55	\$220	\$0

* There are Multiple Respondent Names associated to this Case No.



TCEQ
Singles Program

Appendix 7: List of Administrative Orders Issued FY2010

Date Range Selected : 09/01/2009 - 8/31/2010

PGM	Case No.	Respondent Name	TCEQ ID	Docket#	County	Order Date	Penalty Assessed	Penalty Deferred	Payable Amount	SEP Offset
PWS	38315	Prairie Hill Wsc	1470011	2009-1459-PWS-E	LIMESTONE	03/20/2010	\$930	\$186	\$744	\$0
PWS	37704	Quick Deal Enterprises, Inc.	1012526	2009-0827-PWS-E	HARRIS	10/31/2009	\$2,502	\$0	\$2,502	\$0
PWS	37418	Raymond C. Honke	0270104	2009-0484-PWS-E	BURNET	09/21/2009	\$1,332	\$266	\$1,066	\$0
PWS	38574	RAYNOR, WALLACE ALLEN	0920028	2009-1732-PWS-E	GREGG	04/11/2010	\$405	\$0	\$405	\$0
PWS	38851	Reagan County Water Supply District	1920007	2009-2032-PWS-E	REAGAN	06/04/2010	\$35,122	\$7,024	\$28,098	\$0
PWS	37843	Rio WSC	2140016	2009-0972-PWS-E	STARR	11/27/2009	\$2,450	\$490	\$1,960	\$0
PWS	38140	RISINGER, DALE	1250039	2009-1301-PWS-E	JIM WELLS	05/09/2010	\$1,990	\$0	\$1,990	\$0
PWS	37270	River Bend Water Services, Inc.	1610030	2009-0355-PWS-E	MATAGORD A	02/22/2010	\$646	\$0	\$646	\$0
PWS	35218	ROBINSON, ANN	1090045	2008-0103-PWS-E	HILL	02/07/2010	\$3,093	\$0	\$3,093	\$0
PWS	39938	ROELKE, RICHARD R		2010-1050-WOC-E	GRAYSON	08/30/2010	\$210	\$0	\$210	\$0
PWS	38841	Ross Water Supply Corporation	1550042	2009-2009-PWS-E	MCLENNAN	06/18/2010	\$287	\$57	\$230	\$0
PWS	23808	S.L.C. Water Supply Corporation	1470031	2009-1315-MLM-E	LIMESTONE	03/20/2010	\$12,215	\$0	\$0	\$12,215
PWS	38537	Salem Elm Ridge WSC	1660013	2009-1686-PWS-E	MILAM	03/20/2010	\$1,050	\$210	\$840	\$0
PWS	19857	Sam Rayburn Water, Inc.	2030006	2009-0160-PWS-E	SAN AUGUSTINE	01/28/2010	\$4,475	\$0	\$4,475	\$0
PWS	38059	SESSO, MICHAEL	2330061	2009-1213-PWS-E	VAL VERDE	01/28/2010	\$1,281	\$256	\$1,025	\$0
PWS	37295	SHUPAK, CURTIS J	0260042	2009-0361-MLM-E	BURLESON	03/28/2010	\$2,141	\$0	\$2,141	\$0
PWS	39080	SIMS, PAUL	2390042	2010-0212-PWS-E	WASHINGTON	08/30/2010	\$607	\$0	\$607	\$0
PWS	37395	SIMS, PAUL	2390042	2009-0472-PWS-E	WASHINGTON	08/30/2010	\$577	\$0	\$577	\$0
PWS	36089	South Texas Water Authority	1370035	2008-1016-PWS-E	KLEBERG	02/07/2010	\$4,455	\$0	\$4,455	\$0
PWS	36066	SOZA, MICHAEL	2270030	2008-0993-PWS-E	TRAVIS	09/20/2009	\$1,630	\$0	\$1,630	\$0
PWS	38417	Spring Valley Water Supply Corporation	1550044	2009-1550-PWS-E	MCLENNAN	03/20/2010	\$802	\$160	\$642	\$0
PWS	38640	Staff Water Supply Corporation	0670023	2009-1787-PWS-E	EASTLAND	08/30/2010	\$374	\$74	\$300	\$0
PWS	36301	STEWART, DONA	0340019	2008-1257-PWS-E	CASS	10/24/2009	\$2,515	\$0	\$2,515	\$0
PWS	38184	Stratus Interests, Inc.	1300037	2009-1353-PWS-E	KENDALL	07/11/2010	\$1,748	\$0	\$1,748	\$0
PWS	39077	TC Transport, Inc.	0710184	2010-0223-PWS-E	EL PASO	08/09/2010	\$339	\$67	\$272	\$0
PWS	39020	Terra Southwest, Inc.	0610161	2010-0099-PWS-E	DENTON	06/26/2010	\$392	\$78	\$314	\$0
PWS	38341	Texas Conference Association Of Seventh-Day Adventists	1013330	2009-1589-PWS-E	HARRIS	02/22/2010	\$286	\$57	\$229	\$0
PWS	38873	Texas Department of Criminal Justice	0260048	2009-2041-PWS-E		08/30/2010	\$3,675	\$735	\$0	\$2,940
PWS	38303	Texas Department of Transportation	1680007	2009-1436-PWS-E	MITCHELL	02/07/2010	\$5,840	\$0	\$0	\$5,840
PWS	37921	Texas Department of Transportation	1770005	2009-1062-PWS-E	NOLAN	01/28/2010	\$10,465	\$0	\$0	\$10,465

* There are Multiple Respondent Names associated to this Case No.



TCEQ
Singles Program

Appendix 7: List of Administrative Orders Issued FY2010

Date Range Selected : 09/01/2009 - 8/31/2010

PGM	Case No.	Respondent Name	TCEQ ID	Docket#	County	Order Date	Penalty Assessed	Penalty Deferred	Payable Amount	SEP Offset
PWS	37234	Texas H2O, Inc.	0460018	2009-0311-PWS-E	COMAL	10/04/2009	\$1,125	\$225	\$900	\$0
PWS	36874	Texas Parks and Wildlife Department	0140159	2008-1863-PWS-E	BELL	11/13/2009	\$1,050	\$0	\$1,050	\$0
PWS	37924	Texas Parks and Wildlife Department	0970013	2009-1065-PWS-E	HAMILTON	02/22/2010	\$3,250	\$650	\$2,600	\$0
PWS	38596	The Consolidated Water Supply Corporation	1130035	2009-1746-PWS-E	HOUSTON	04/11/2010	\$1,210	\$242	\$968	\$0
PWS	38504	The Jarvis Adventure, Inc.	1012205	2009-1646-PWS-E	HARRIS	05/09/2010	\$6,730	\$0	\$6,730	\$0
PWS	38017	The Texas A&M University System	0210017	2009-1172-PWS-E	BRAZOS	03/08/2010	\$5,355	\$1,071	\$4,284	\$0
PWS	2099	Thunderbird Bay Water Services, Inc.	0250031	2010-0912-UCR-E	BROWN	08/11/2010	\$0	\$0	\$0	\$0
PWS	2099	Thunderbird Bay Water Services, Inc.	0250031	2010-0912-UCR-E	BROWN	06/04/2010	\$0	\$0	\$0	\$0
PWS	38308	Tlaloc Outdoors, Inc.	2330044	2009-1449-PWS-E	VAL VERDE	05/09/2010	\$446	\$89	\$357	\$0
PWS	38222	Tom Green County FWSD 2	2260004	2009-1374-PWS-E	TOM GREEN	04/11/2010	\$2,534	\$506	\$2,028	\$0
PWS	37997	Upper Leon River Municipal Water District	0470015	2009-1148-PWS-E	COMANCHE	11/27/2009	\$267	\$53	\$214	\$0
PWS	37367	US Department of Agriculture	0030103	2009-0438-PWS-E	ANGELINA	09/21/2009	\$825	\$0	\$825	\$0
PWS	37026	US Department of the Air Force	1013173	2009-0109-PWS-E	HARRIS	08/30/2010	\$990	\$0	\$990	\$0
PWS	39277	Valley Mills Independent School District	1550133	2010-0537-PWS-E	MCLENNAN	08/21/2010	\$1,680	\$0	\$1,680	\$0
PWS	38113	VANOVER, RHONDA C *	1520188	2009-1274-PWS-E	LUBBOCK	03/20/2010	\$4,408	\$0	\$4,408	\$0
PWS	34348	WALKER, PAT	1870084	2007-1241-PWS-E	POLK	10/07/2009	\$3,196	\$0	\$3,196	\$0
PWS	34716	WATTS, ALLEN		2007-1590-WOC-E	GUADALUPE	10/24/2009	\$1,550	\$0	\$1,550	\$0
PWS	37727	Webb County	2400022	2009-0818-PWS-E	WEBB	10/31/2009	\$965	\$0	\$965	\$0
PWS	38449	Westwood Shores Municipal Utility District	2280016	2009-1585-PWS-E	TRINITY	03/08/2010	\$305	\$0	\$305	\$0
PWS	37364	WHITE, CURTIS	2030013	2009-0439-PWS-E	SAN AUGUSTINE	09/21/2009	\$610	\$0	\$610	\$0
PWS	36994	WINDHAM, RAYMOND E	0250042	2009-0039-PWS-E	BROWN	10/31/2009	\$2,030	\$0	\$2,030	\$0
PWS	25905	Windwood Water System, Inc.	1010920	2008-0968-PWS-E	HARRIS	10/04/2009	\$637	\$0	\$637	\$0
PWS	35264	WINSTEAD, DARRYL	2270210	2008-0136-PWS-E		06/04/2010	\$2,375	\$0	\$2,375	\$0
PWS	35264	WINSTEAD, DARRYL	2460046	2009-1017-UCR-E	WILLIAMSON	03/10/2010	\$0	\$0	\$0	\$0
PWS	35264	WINSTEAD, DARRYL	2460046	2009-1017-UCR-E	WILLIAMSON	09/23/2009	\$0	\$0	\$0	\$0
PWS	35264	WINSTEAD, DARRYL	2460046	2009-1017-UCR-E	WILLIAMSON	02/04/2010	\$0	\$0	\$0	\$0
PWS	37838	Woodlawn WSC	0030029	2009-0966-PWS-E	ANGELINA	10/31/2009	\$354	\$0	\$354	\$0
PWS	38094	Wright City WSC	2120099	2009-1262-PWS-E	SMITH	11/27/2009	\$424	\$0	\$424	\$0
PWS	38216	Wright City WSC	2120027	2009-1363-PWS-E	SMITH	02/07/2010	\$347	\$0	\$347	\$0
PWS	37941	Z-Lab, Inc.		2009-1082-PWS-E	TRAVIS	02/07/2010	\$350	\$70	\$280	\$0

* There are Multiple Respondent Names associated to this Case No.



Appendix 7: List of Administrative Orders Issued FY2010

Singles Program

Date Range Selected : 09/01/2009 - 8/31/2010

PGM	Case No.	Respondent Name	TCEQ ID	Docket#	County	Order Date	Penalty Assessed	Penalty Deferred	Payable Amount	SEP Offset
PWS Orders Issued: 208						Total:	\$671,131	\$42,918	\$462,593	\$165,620
UIC	38365	MATA, LOKEY		2009-1470-UIC-E	POTTER	05/09/2010	\$1,000	\$200	\$800	\$0
UIC Orders Issued: 1						Total:	\$1,000	\$200	\$800	\$0
WATERIGHT	38687	Applied Materials, Inc.		2009-1849-WR-E	TRAVIS	06/18/2010	\$500	\$100	\$400	\$0
WATERIGHT	36997	BENEFIELD, JAMES		2009-0081-WR-E	BURNET	08/21/2010	\$1,000	\$0	\$1,000	\$0
WATERIGHT	38045	Central North Construction, LLC		2009-1214-WR-E	NAVARRO	02/07/2010	\$900	\$180	\$720	\$0
WATERIGHT	38783	J&J PRAIRIE OAKS RANCH LLC		2009-1959-WR-E	MONTAGUE	03/20/2010	\$350	\$0	\$350	\$0
WATERIGHT	38782	J.R. Thompson, Inc.	TXR05P730	2009-1957-WR-E	MONTAGUE	03/20/2010	\$350	\$0	\$350	\$0
WATERIGHT	39109	J3 Excavation Company, LLC		2010-0205-WR-E	KIMBLE	06/26/2010	\$350	\$0	\$350	\$0
WATERIGHT	37985	James Construction Group, L.L.C.		2009-1134-WR-E	BELL	11/27/2009	\$710	\$142	\$568	\$0
WATERIGHT	37886	KING, RICHARD C		2009-1036-WR-E	VAN ZANDT	10/18/2009	\$350	\$0	\$350	\$0
WATERIGHT	39015	M J SHERIDAN OF TEXAS INC		2010-0101-WR-E	SMITH	06/18/2010	\$350	\$0	\$350	\$0
WATERIGHT	38780	Paramount Place, Inc.		2009-1955-WR-E	JOHNSON	06/26/2010	\$1,500	\$300	\$1,200	\$0
WATERIGHT	38448	Septic Hydro-Tec, Inc.		2009-1591-WR-E	POLK	01/28/2010	\$350	\$0	\$350	\$0
WATERIGHT	38988	Swan Oilfield Services, LP		2010-0083-WR-E	ARCHER	06/04/2010	\$350	\$0	\$350	\$0
WATERIGHT	38921	T. J. Lambrecht Construction, Inc.		2010-0014-WR-E	BAYLOR	05/09/2010	\$350	\$0	\$350	\$0
WATERIGHT	38915	Texas Energy Operations, LC		2010-0018-WR-E	ARCHER	05/09/2010	\$350	\$0	\$350	\$0
WATERIGHT Orders Issued: 14						Total:	\$7,760	\$722	\$7,038	\$0
WATUTIL	29353	SANDOVAL, JOSEPH	X0757	2006-0531-MLM-E	BEXAR	01/07/2010	\$2,832	\$0	\$2,832	\$0
WATUTIL Orders Issued: 1						Total:	\$2,832	\$0	\$2,832	\$0

* There are Multiple Respondent Names associated to this Case No.



Appendix 7: List of Administrative Orders Issued FY2010

Date Range Selected : 09/01/2009 - 8/31/2010

PGM	Case No.	Respondent Name	TCEQ ID	Docket#	County	Order Date	Penalty Assessed	Penalty Deferred	Payable Amount	SEP Offset
WQ	37730	AHMED, MOHAMMED VASEL	WQ001496000	2009-0720-MWD-E	POLK	02/27/2010	\$2,140	\$0	\$2,140	\$0
WQ	39130	Akzo Nobel Chemicals Inc. *	TX0006688	2010-0210-IWD-E	HARRIS	08/30/2010	\$33,875	\$6,775	\$13,550	\$13,550
WQ	39907	ALLEN, JIMMY W		2010-1031-WOC-E	JEFFERSON	08/30/2010	\$210	\$0	\$210	\$0
WQ	38159	Alloy Polymers Orange LLC	TX0104710	2009-1325-IWD-E	ORANGE	03/08/2010	\$13,300	\$2,660	\$5,320	\$5,320
WQ	38510	Altura Homes DFW LP	TXR15OK39	2009-1657-WQ-E	ROCKWALL	02/07/2010	\$700	\$0	\$700	\$0
WQ	37674	Ameriforge Corporation	TX0113972	2009-0766-IWD-E	HARRIS	11/27/2009	\$7,980	\$1,596	\$6,384	\$0
WQ	38798	Aqua Utilities, Inc.	TX0100684	2009-1962-MWD-E	HAYS	07/11/2010	\$4,775	\$955	\$3,820	\$0
WQ	39123	Aqua Utilities, Inc.	WQ001347700	2010-0214-MWD-E	TRAVIS	08/21/2010	\$970	\$194	\$776	\$0
WQ	37598	ARENA, MIKE		2009-0739-EAQ-E	BEXAR	10/31/2009	\$2,700	\$540	\$2,160	\$0
WQ	36633	Arnold Trucking, Inc.		2008-1578-WQ-E	HARRISON	09/12/2009	\$3,150	\$0	\$3,150	\$0
WQ	39237	Ash Grove Texas, L.P.	TX0083437	2010-0332-IWD-E	ELLIS	08/30/2010	\$2,750	\$550	\$2,200	\$0
WQ	38716	Austin Montessori School, Inc.	11-09082804	2009-1893-EAQ-E	TRAVIS	04/25/2010	\$750	\$150	\$600	\$0
WQ	37521	Aztec Cove Property Owners Association, Inc.	TX0072109	2009-0595-MWD-E	TRINITY	09/21/2009	\$2,740	\$548	\$2,192	\$0
WQ	39462	Ballenger Construction Company	TXR15OV75	2010-0542-WQ-E	HAYS	08/21/2010	\$700	\$0	\$700	\$0
WQ	37224	BEDNAR, MILOS	TXR15HY22	2009-0294-WQ-E	MONTGOMERY	12/18/2009	\$9,630	\$0	\$9,630	\$0
WQ	38378	Bell 11700, Ltd.	11-09051903	2009-1508-EAQ-E	TRAVIS	03/20/2010	\$2,250	\$450	\$1,800	\$0
WQ	38547	Bell County Water Control & Improvement District 2	TX0020257	2009-1763-MWD-E	BELL	08/30/2010	\$74,500	\$0	\$74,500	\$0
WQ	37781	BLUE, DANIEL G JR	13-09021301	2009-0895-EAQ-E	BEXAR	10/18/2009	\$1,400	\$280	\$1,120	\$0
WQ	37311	BNSF Railway Company	TX0070530	2009-0365-IWD-E	HARRIS	10/04/2009	\$9,020	\$1,804	\$7,216	\$0
WQ	39874	Boone & Boone Construction, Ltd.	TXR15PW55	2010-1002-WQ-E	SMITH	08/30/2010	\$700	\$0	\$700	\$0
WQ	36865	Brazos Valley Construction, Incorporated	TXR15FB85	2008-1852-WQ-E	BRAZOS	12/18/2009	\$4,750	\$950	\$3,800	\$0
WQ	36855	Brothers Paving, LLC	TXR15MB92	2008-1838-WQ-E	WEBB	12/18/2009	\$3,150	\$0	\$3,150	\$0
WQ	38690	BYNUM, DON W	TXR05Y851	2009-1838-WQ-E	JEFFERSON	02/22/2010	\$700	\$0	\$700	\$0
WQ	36675	Cacharel Texas Hawaii, Ltd.	WQ001404600	2008-1648-MWD-E	TARRANT	09/21/2009	\$20,924	\$4,184	\$16,740	\$0
WQ	37677	Cal-Maine Foods, Inc.	TXR05O647	2009-0805-WQ-E	GONZALES	11/13/2009	\$10,968	\$2,193	\$8,775	\$0
WQ	38890	CAMPBELL CONCRETE & MATERIALS LLC	TXG110054	2009-2067-IWD-E		06/26/2010	\$2,413	\$482	\$1,931	\$0
WQ	37881	Capital Metropolitan Transportation Authority	1104080901B	2009-1063-EAQ-E	TRAVIS	11/13/2009	\$750	\$150	\$600	\$0
WQ	38446	CAPITAL ONE NATIONAL ASSOCIATION	TXR15FG72	2009-1578-WQ-E	SMITH	04/11/2010	\$10,500	\$2,100	\$8,400	\$0
WQ	35112	Carrizo Waste, Inc.	WQ001451000	2007-2011-MWD-E	NACOGDOCHES	09/21/2009	\$45,800	\$44,600	\$1,200	\$0

* There are Multiple Respondent Names associated to this Case No.



Appendix 7: List of Administrative Orders Issued FY2010

Date Range Selected : 09/01/2009 - 8/31/2010

PGM	Case No.	Respondent Name	TCEQ ID	Docket#	County	Order Date	Penalty Assessed	Penalty Deferred	Payable Amount	SEP Offset
WQ	38787	Centex Materials LLC	TXG110235	2009-1940-IWD-E	TRAVIS	08/30/2010	\$2,340	\$468	\$1,872	\$0
WQ	39042	Chambers County Improvement District	TX0128325	2010-0128-MWD-E	CHAMBERS	06/18/2010	\$2,400	\$480	\$1,920	\$0
WQ	38889	Chevron Phillips Chemical Company, LP	TX0095869	2009-2066-IWD-E	HUTCHINSON	07/11/2010	\$9,050	\$1,810	\$7,240	\$0
WQ	38618	Circle Bar Truck Corral, Inc.	WQ001424000	2009-1772-MWD-E	CROCKETT	06/18/2010	\$1,155	\$231	\$924	\$0
WQ	38976	City of Alto	TX0025020	2010-0062-MWD-E	CHEROKEE	06/04/2010	\$4,760	\$952	\$0	\$3,808
WQ	38314	City of Asherton	TX0071056	2009-1464-MWD-E	DIMITT	04/25/2010	\$3,380	\$676	\$2,704	\$0
WQ	38307	City of Austin	WQ001054301	2009-1428-MWD-E	TRAVIS	03/20/2010	\$8,200	\$0	\$8,200	\$0
WQ	37992	City of Austwell	TX0048038	2009-1146-MWD-E	REFUGIO	06/18/2010	\$4,440	\$4,440	\$0	\$0
WQ	38683	City of Beaumont		2009-1850-WQ-E	JEFFERSON	04/11/2010	\$1,500	\$300	\$1,200	\$0
WQ	38313	City of Big Spring	22238	2009-1457-SLG-E	HOWARD	05/09/2010	\$7,290	\$1,458	\$0	\$5,832
WQ	37982	City of Brazoria	TX0025615	2009-1132-MWD-E	BRAZORIA	02/22/2010	\$38,420	\$0	\$0	\$38,420
WQ	37910	City of Bridgeport	TX0119733	2009-1034-MWD-E	WISE	02/22/2010	\$12,000	\$2,400	\$0	\$9,600
WQ	38086	City of Brownwood	TX0047040000	2009-1269-WQ-E	BROWN	10/18/2009	\$700	\$0	\$700	\$0
WQ	38111	City of Buffalo	TX0053627	2009-1267-MWD-E	LEON	04/11/2010	\$3,425	\$685	\$2,740	\$0
WQ	37904	City of Canadian	TX0053961	2009-1021-MWD-E	HEMPHILL	11/27/2009	\$4,400	\$880	\$3,520	\$0
WQ	39024	City of Canton	TX0099112	2010-0109-MWD-E	VAN ZANDT	06/18/2010	\$6,850	\$1,370	\$5,480	\$0
WQ	38273	City of Carrizo Springs	TX0025976	2009-1412-MWD-E	DIMITT	03/08/2010	\$5,650	\$1,130	\$4,520	\$0
WQ	37869	City of Celeste	TX0024180	2009-1044-MWD-E	HUNT	11/27/2009	\$10,400	\$2,080	\$8,320	\$0
WQ	38759	City of Celina	TX0023272	2009-1889-MWD-E	COLLIN	06/18/2010	\$7,140	\$1,428	\$5,712	\$0
WQ	37871	City of Centerville	TX0077810	2009-0997-MWD-E	LEON	10/31/2009	\$6,150	\$1,230	\$4,920	\$0
WQ	39095	City of Charlotte	TX0033375	2010-0182-MWD-E	ATASCOSA	06/26/2010	\$7,710	\$1,542	\$6,168	\$0
WQ	37157	City of Chillicothe	TX0053066	2009-0202-MWD-E	HARDEMAN	04/25/2010	\$59,820	\$59,820	\$0	\$0
WQ	39028	City of Cleveland	TX0053473	2010-0103-MWD-E	LIBERTY	06/18/2010	\$5,460	\$1,092	\$4,368	\$0
WQ	39107	City of Clifton	TX0033936	2010-0199-MWD-E	BOSQUE	06/26/2010	\$3,500	\$700	\$2,800	\$0
WQ	38910	City of Colorado City	WQ001007700	2009-2088-MWD-E	MITCHELL	06/18/2010	\$1,410	\$0	\$1,410	\$0
WQ	38009	City of Converse		2009-1201-WQ-E	BEXAR	02/07/2010	\$3,060	\$612	\$2,448	\$0
WQ	37811	City of Corpus Christi	TX0047058	2009-0974-MWD-E	NUECES	01/28/2010	\$7,300	\$0	\$0	\$7,300
WQ	38786	City of Dallas	TX0047830	2009-1941-MWD-E	DALLAS	08/30/2010	\$9,100	\$0	\$0	\$9,100
WQ	37116	City of Dublin	TX0054348	2009-0164-MWD-E	ERATH	08/21/2010	\$102,000	\$0	\$102,000	\$0
WQ	38771	City of Eagle Lake	TX0072885	2009-1911-MWD-E	COLORADO	06/18/2010	\$8,505	\$1,701	\$6,804	\$0
WQ	37514	City of Eagle Pass Water Works System	TX0107492	2009-0607-MWD-E	MAVERICK	11/13/2009	\$24,605	\$0	\$24,605	\$0
WQ	39118	City of East Tawakoni	TX0101303	2010-0201-MWD-E	RAINS	08/09/2010	\$7,895	\$1,579	\$0	\$6,316

* There are Multiple Respondent Names associated to this Case No.



Singles Program

Appendix 7: List of Administrative Orders Issued FY2010

Date Range Selected : 09/01/2009 - 8/31/2010

PGM	Case No.	Respondent Name	TCEQ ID	Docket#	County	Order Date	Penalty Assessed	Penalty Deferred	Payable Amount	SEP Offset
WQ	37891	City of Elkhart	WQ001073500	2009-1025-MWD-E	ANDERSON	01/28/2010	\$2,790	\$558	\$2,232	\$0
WQ	38358	City of Fairfield	TX0075850	2009-1492-MWD-E	FREESTONE	06/04/2010	\$9,970	\$1,994	\$0	\$7,976
WQ	37821	City of Farwell	WQ001066100	2009-0948-MWD-E	PARMER	10/31/2009	\$4,500	\$900	\$3,600	\$0
WQ	38870	City of Florence	TX0078247	2009-2048-MWD-E	WILLIAMSON	08/30/2010	\$5,970	\$1,194	\$4,776	\$0
WQ	37835	City Of Follett	WQ001050800	2009-0961-MWD-E	LIPSCOMB	02/07/2010	\$4,160	\$832	\$3,328	\$0
WQ	37784	City of Fort Worth		2009-0900-WQ-E	TARRANT	11/13/2009	\$6,250	\$0	\$0	\$6,250
WQ	38951	City of Fort Worth	TX0047295	2010-0046-MWD-E	TARRANT	08/09/2010	\$7,550	\$0	\$0	\$7,550
WQ	38368	City of Galveston	21945	2009-1488-SLG-E	GALVESTON	05/09/2010	\$5,400	\$1,080	\$0	\$4,320
WQ	38980	City of Gatesville	WQ001017600	2010-0063-MWD-E	CORYELL	06/26/2010	\$5,130	\$0	\$5,130	\$0
WQ	38660	City of Gonzales	TX0027243	2009-1814-MWD-E	GONZALES	04/11/2010	\$3,525	\$705	\$2,820	\$0
WQ	37374	City of Grapevine	TX0032018	2009-0441-MWD-E	TARRANT	10/04/2009	\$3,750	\$0	\$0	\$3,750
WQ	38035	City of Gregory		2009-1197-WQ-E	SAN PATRICIO	02/07/2010	\$2,100	\$420	\$1,680	\$0
WQ	38649	City of Groveton	WQ001055600	2009-1799-MWD-E	TRINITY	04/25/2010	\$10,700	\$2,140	\$8,560	\$0
WQ	38064	City of Hawk Cove	TX0126691	2009-1193-MWD-E	HUNT	03/08/2010	\$3,575	\$715	\$2,860	\$0
WQ	38760	City of Hempstead	TX0023809	2009-1924-MWD-E	WALLER	06/04/2010	\$24,750	\$0	\$24,750	\$0
WQ	38256	City of Hempstead	TX0023809	2009-1401-MWD-E	WALLER	04/11/2010	\$15,875	\$0	\$15,875	\$0
WQ	38622	CITY OF HENRIETTA	TX0022306	2009-1774-MWD-E	CLAY	04/11/2010	\$5,074	\$1,014	\$4,060	\$0
WQ	37718	City of Karnes City	TX0086134	2009-0814-MWD-E	KARNES	11/27/2009	\$9,030	\$0	\$9,030	\$0
WQ	32700	City of Kemp	TX0023396	2009-0964-MWD-E	KAUFMAN	05/09/2010	\$18,690	\$0	\$18,690	\$0
WQ	36157	City of Kenedy	WQ000452500	2008-1104-SLG-E	KARNES	01/28/2010	\$4,075	\$0	\$0	\$4,075
WQ	38661	City of Krum	TX0024198	2009-1815-MWD-E	DENTON	05/09/2010	\$4,860	\$972	\$0	\$3,888
WQ	38955	City of La Coste	TX0107743	2010-0038-MWD-E	MEDINA	07/11/2010	\$14,990	\$0	\$14,990	\$0
WQ	38011	City of La Grange	TX0020923	2009-0951-MWD-E	FAYETTE	03/08/2010	\$4,100	\$820	\$0	\$3,280
WQ	38917	City of Leander		2010-0016-WQ-E	TRAVIS	05/09/2010	\$700	\$0	\$700	\$0
WQ	38050	City of Leander	TX0092151	2009-1206-MWD-E	WILLIAMSON	08/21/2010	\$13,490	\$2,698	\$10,792	\$0
WQ	37991	City of Leander		2009-1149-WQ-E	WILLIAMSON	07/11/2010	\$2,700	\$540	\$2,160	\$0
WQ	37562	City of Leonard	TX0054208	2009-0661-MWD-E	FANNIN	10/18/2009	\$8,010	\$1,602	\$6,408	\$0
WQ	38722	City of Lewisville	TX0052892	2009-1890-MWD-E	DENTON	06/04/2010	\$4,850	\$0	\$4,850	\$0
WQ	39385	City of Lipan	TX0111333	2010-0476-MWD-E	HOOD	08/30/2010	\$2,067	\$0	\$2,067	\$0
WQ	37988	City of Loraine	TX0100056	2009-1136-MWD-E	MITCHELL	01/28/2010	\$2,675	\$535	\$2,140	\$0
WQ	38791	City of Lubbock	TX0106071	2009-1973-MLM-E	LUBBOCK	06/26/2010	\$66,665	\$13,333	\$53,332	\$0
WQ	38133	City of Madisonville	WQ001021500	2009-1248-MWD-E	MADISON	03/08/2010	\$4,425	\$885	\$0	\$3,540

* There are Multiple Respondent Names associated to this Case No.



Singles Program

Appendix 7: List of Administrative Orders Issued FY2010

Date Range Selected : 09/01/2009 - 8/31/2010

PGM	Case No.	Respondent Name	TCEQ ID	Docket#	County	Order Date	Penalty Assessed	Penalty Deferred	Payable Amount	SEP Offset
WQ	38008	City of Marlin	TXRNER264	2009-1170-WQ-E	FALLS	10/18/2009	\$700	\$0	\$700	\$0
WQ	38144	City of Mart	TX0026051	2009-1302-MWD-E	MCLENNAN	04/11/2010	\$3,725	\$745	\$2,980	\$0
WQ	38503	City of Maypearl	TX0053571	2009-1641-MWD-E	ELLIS	04/11/2010	\$17,730	\$0	\$0	\$17,730
WQ	39100	City of McCamey	WQ001021800	2010-0200-MWD-E	UPTON	06/26/2010	\$4,000	\$800	\$3,200	\$0
WQ	38142	City of McGregor	WQ001021900	2009-1303-MWD-E	MCLENNAN	04/11/2010	\$3,825	\$765	\$3,060	\$0
WQ	38021	City of Meadow	WQ001034600	2009-1179-MWD-E	TERRY	12/18/2009	\$2,100	\$420	\$1,680	\$0
WQ	39106	City of Mexia	TX0052990	2010-0163-MWD-E	LIMESTONE	08/21/2010	\$6,850	\$1,370	\$5,480	\$0
WQ	38102	City of Midway	TX0102849	2009-1257-MWD-E	MADISON	02/07/2010	\$5,175	\$1,035	\$4,140	\$0
WQ	38719	City of Mount Pleasant	TX0105171	2009-1867-MWD-E	TITUS	06/04/2010	\$19,125	\$0	\$19,125	\$0
WQ	36842	City of Mullin	TX0119008	2008-1820-MWD-E	MILLS	03/08/2010	\$13,000	\$13,000	\$0	\$0
WQ	39113	City of Nome	TX0054178	2009-1981-MWD-E	JEFFERSON	07/11/2010	\$21,510	\$4,302	\$0	\$17,208
WQ	37950	City of Olney	TX0024261	2009-1114-MWD-E	YOUNG	12/18/2009	\$3,885	\$777	\$3,108	\$0
WQ	37578	City of Palestine	TX0025453	2009-0659-MWD-E	ANDERSON	12/18/2009	\$28,700	\$5,740	\$0	\$22,960
WQ	38655	City of Palmer	TX0026603	2009-1803-MWD-E	ELLIS	06/12/2010	\$9,430	\$0	\$0	\$9,430
WQ	38116	City Of Petersburg	WQ001024600	2009-1256-MWD-E	HALE	12/18/2009	\$2,300	\$0	\$2,300	\$0
WQ	39459	City of Pineland	TX0027154	2010-0551-MWD-E	SABINE	08/30/2010	\$4,970	\$994	\$3,976	\$0
WQ	39001	City of Premont	WQ001025300	2010-0043-MWD-E	JIM WELLS	06/26/2010	\$2,955	\$591	\$2,364	\$0
WQ	38698	City of Ranger	TX0118702	2009-1843-MWD-E	EASTLAND	06/26/2010	\$39,600	\$0	\$39,600	\$0
WQ	37589	City of Reno (Lamar Co)	TX0082309	2009-0669-MWD-E	LAMAR	10/31/2009	\$12,015	\$2,403	\$0	\$9,612
WQ	37757	City of Rio Grande City	TX0068764	2009-0866-MWD-E	STARR	06/18/2010	\$25,686	\$5,137	\$0	\$20,549
WQ	38248	City of Robinson		2009-1473-WQ-E	MCLENNAN	04/25/2010	\$5,100	\$0	\$0	\$5,100
WQ	37500	City of Sabinal	TX0118435	2009-0577-MWD-E	UVALDE	10/31/2009	\$5,540	\$0	\$0	\$5,540
WQ	37738	City of Sadler	TX0055361	2009-0840-MWD-E	GRAYSON	06/26/2010	\$11,200	\$8,726	\$2,474	\$0
WQ	37552	City of San Benito	TX0125971	2009-0626-MWD-E	CAMERON	11/27/2009	\$21,790	\$4,358	\$0	\$17,432
WQ	36856	City of San Marcos	11-06071901	2008-1842-EAQ-E	HAYS	09/21/2009	\$2,140	\$428	\$0	\$1,712
WQ	38869	City of San Marcos	11-08040302	2009-2040-EAQ-E	HAYS	07/11/2010	\$4,750	\$950	\$0	\$3,800
WQ	38682	City of Santa Rosa	TX0075451	2009-1899-MWD-E	CAMERON	06/26/2010	\$3,125	\$625	\$0	\$2,500
WQ	36735	City of Seymour	TX0117641	2008-1717-MWD-E	BAYLOR	10/31/2009	\$15,875	\$3,175	\$12,700	\$0
WQ	38271	City of Shavano Park	13-09061102	2009-1404-EAQ-E	BEXAR	02/22/2010	\$1,875	\$375	\$1,500	\$0
WQ	37863	City of Sinton	TX0024562	2009-0995-MWD-E	SAN PATRICIO	02/22/2010	\$2,360	\$472	\$1,888	\$0
WQ	39023	City of Splendora	TX0102512	2010-0108-MWD-E	MONTGOMERY	07/11/2010	\$6,288	\$1,257	\$5,031	\$0
WQ	38974	City of Streetman	TX0072338	2010-0058-MWD-E	FREESTONE	08/09/2010	\$5,370	\$1,074	\$4,296	\$0

* There are Multiple Respondent Names associated to this Case No.



Singles Program

Appendix 7: List of Administrative Orders Issued FY2010

Date Range Selected : 09/01/2009 - 8/31/2010

PGM	Case No.	Respondent Name	TCEQ ID	Docket#	County	Order Date	Penalty Assessed	Penalty Deferred	Payable Amount	SEP Offset
WQ	37520	City of Teague	TX0034509	2009-0594-MWD-E	FREESTONE	09/21/2009	\$7,462	\$1,492	\$0	\$5,970
WQ	38624	City of Texarkana	TX0099287	2009-1770-MWD-E	BOWIE	04/25/2010	\$6,200	\$1,240	\$4,960	\$0
WQ	37564	City of Valley View	TX0087343	2009-0629-MWD-E	COOKE	11/27/2009	\$15,470	\$3,094	\$0	\$12,376
WQ	37610	City of Waller	TX0032476	2009-0704-MWD-E	WALLER	10/18/2009	\$1,690	\$338	\$1,352	\$0
WQ	37460	City of Webster	TX0024589	2009-0536-MWD-E	HARRIS	10/18/2009	\$8,250	\$1,650	\$6,600	\$0
WQ	37993	City of Wellman	WQ001364200	2009-1145-MWD-E	TERRY	02/07/2010	\$2,725	\$545	\$0	\$2,180
WQ	37512	City of Wellman	WQ001364200	2009-0627-MWD-E	TERRY	11/13/2009	\$6,720	\$1,344	\$0	\$5,376
WQ	37990	City of Wichita Falls	TXR05Y564	2009-1154-WQ-E	WICHITA	11/13/2009	\$890	\$178	\$712	\$0
WQ	37759	City of Willow Park	TX0099732	2009-0864-MWD-E	PARKER	10/18/2009	\$8,610	\$1,722	\$6,888	\$0
WQ	38072	City of Wortham	WQ001055100	2009-1228-MWD-E	FREESTONE	03/20/2010	\$16,725	\$3,345	\$13,380	\$0
WQ	37819	City Public Service Of San Antonio	TX0063681	2009-0968-MWD-E	BEXAR	02/22/2010	\$5,350	\$1,070	\$0	\$4,280
WQ	38884	Classic Special Real Estate, Ltd.	11-95012702	2009-2062-EAQ-E	WILLIAMSON	08/09/2010	\$3,000	\$600	\$2,400	\$0
WQ	38277	Claybar Construction, LLP	TXR05Y721	2009-1423-WQ-E	ORANGE	11/13/2009	\$700	\$0	\$700	\$0
WQ	38007	CMH Parks, Inc.	TX0116491	2009-1160-MWD-E	COLLIN	01/28/2010	\$9,990	\$1,998	\$7,992	\$0
WQ	37574	CNL Income Splashtown, LLC *	TX0073105	2009-0665-MWD-E	HARRIS	03/08/2010	\$1,850	\$370	\$1,480	\$0
WQ	38862	Columbia-Brazoria Independent School District	TX0079235	2009-2027-MWD-E	BRAZORIA	05/09/2010	\$3,140	\$628	\$2,512	\$0
WQ	38757	Comal County	13-09082001	2009-1908-EAQ-E	COMAL	04/11/2010	\$750	\$150	\$600	\$0
WQ	38405	Comal Independent School District	13-04101101	2009-1536-EAQ-E	COMAL	03/08/2010	\$4,700	\$940	\$3,760	\$0
WQ	37582	Connie Rogers	710674	2009-0673-SLG-E	HIDALGO	12/03/2009	\$2,000	\$0	\$2,000	\$0
WQ	38036	COOK, LOUIS	11-98090101	2009-1198-EAQ-E	HAYS	01/28/2010	\$2,000	\$400	\$1,600	\$0
WQ	38062	Coston & Son, Inc.	TXG110508	2009-1220-IWD-E	LAMAR	04/11/2010	\$10,440	\$2,088	\$8,352	\$0
WQ	33028	Creek Park Corporation	TX0118770	2007-0410-MWD-E	JOHNSON	09/21/2009	\$16,380	\$0	\$16,380	\$0
WQ	37091	D & K Development Corp.	TX0105872	2009-0143-MWD-E	TARRANT	04/11/2010	\$62,400	\$19,212	\$43,188	\$0
WQ	38572	Daniels Building & Construction, Inc.		2009-1719-WQ-E	JEFFERSON	02/22/2010	\$700	\$0	\$700	\$0
WQ	38843	Daniels Building & Construction, Inc.		2009-2013-WQ-E	JEFFERSON	06/04/2010	\$1,800	\$360	\$1,440	\$0
WQ	38699	David Besser Homes, LLC	TXR15LU59	2009-1874-WQ-E	ROCKWALL	04/11/2010	\$700	\$0	\$700	\$0
WQ	39528	David Wood Construction, L.P.	TXR15PJ62	2010-0640-WQ-E	KING	08/21/2010	\$700	\$0	\$700	\$0
WQ	38718	Decoty Coffee Company	TXRNEW721	2009-1873-WQ-E	TOM GREEN	04/11/2010	\$700	\$0	\$700	\$0
WQ	37482	DENNIS, DOUG		2009-0555-OSI-E	PARKER	10/18/2009	\$1,011	\$202	\$809	\$0
WQ	36094	Devon Development Corporation		2008-1018-WQ-E	PARKER	09/21/2009	\$1,050	\$0	\$1,050	\$0
WQ	39504	Dominion Homes, L.P.	TXR15PI45	2010-0579-WQ-E	RANDALL	08/09/2010	\$700	\$0	\$700	\$0
WQ	38795	Double Diamond Properties Construction Co.	TXR15OM52	2009-1948-WQ-E	GRAYSON	08/21/2010	\$5,550	\$1,110	\$4,440	\$0

* There are Multiple Respondent Names associated to this Case No.



Appendix 7: List of Administrative Orders Issued FY2010

Date Range Selected : 09/01/2009 - 8/31/2010

PGM	Case No.	Respondent Name	TCEQ ID	Docket#	County	Order Date	Penalty Assessed	Penalty Deferred	Payable Amount	SEP Offset
WQ	39409	DOVER FLUID MANAGEMENT, INC.	TXR05Z109	2010-0495-WQ-E	SMITH	08/09/2010	\$700	\$0	\$700	\$0
WQ	36678	Downstream Environmental, L.L.C.	TXRNER937	2008-1660-WQ-E	HARRIS	06/18/2010	\$3,210	\$0	\$3,210	\$0
WQ	38073	Draper Construction & Land Development, LLC		2009-1241-WQ-E	HARRISON	02/22/2010	\$16,050	\$0	\$8,025	\$8,025
WQ	39055	DRENNAN DAY CUSTOM HOMES INC.	11-10021201	2010-0147-EAQ-E	WILLIAMSON	08/09/2010	\$2,500	\$500	\$2,000	\$0
WQ	39570	Drewery Construction Company, Incorporated		2010-0667-WQ-E	NACOGDOCHES	08/21/2010	\$700	\$0	\$700	\$0
WQ	38949	Duchmandola, Ltd.	WQ000478000	2010-0032-IWD-E	HAYS	08/09/2010	\$4,200	\$840	\$3,360	\$0
WQ	38031	Duval County Conservation and Reclamation District	TX0127141	2009-1200-MWD-E	DUVAL	01/28/2010	\$2,675	\$535	\$2,140	\$0
WQ	37648	Easher Corporation	TX0118010	2009-0880-IWD-E	PALO PINTO	11/27/2009	\$3,060	\$612	\$2,448	\$0
WQ	14612	EBAA Iron, Inc.	TXR05K279	2004-0505-WQ-E	EASTLAND	11/14/2009	\$6,405	\$0	\$6,405	\$0
WQ	37328	El Modeno Gardens, Inc. *		2009-0459-WQ-E	TYLER	11/27/2009	\$12,500	\$2,500	\$10,000	\$0
WQ	38644	ELG Metals, Inc.	TX0106861	2009-1795-IWD-E	HARRIS	04/25/2010	\$3,640	\$728	\$2,912	\$0
WQ	38438	Ellinger Sewer and Water Supply Corporation	TX0066648	2009-1569-MWD-E	FAYETTE	04/11/2010	\$4,500	\$0	\$4,500	\$0
WQ	38603	Evonik Degussa Corporation	TX0007544	2009-1747-IWD-E	ORANGE	05/09/2010	\$17,380	\$3,476	\$13,904	\$0
WQ	38065	ExxonMobil Oil Corporation	TX0118737	2009-1194-IWD-E	JEFFERSON	06/04/2010	\$5,819	\$1,163	\$4,656	\$0
WQ	37567	FARASAT ALI DBA Alpine Used Auto Parts	TXR05H784	2009-0690-WQ-E	FORT BEND	04/09/2010	\$29,580	\$0	\$29,580	\$0
WQ	37358	FLAT ROCK MINERALS LLC	TXR05X737	2009-0421-WQ-E	UPSHUR	07/16/2010	\$10,650	\$0	\$10,650	\$0
WQ	37760	Flournoy Construction Company, L.L.C.	TXR15NX44	2009-0873-WQ-E	BEXAR	09/21/2009	\$700	\$0	\$700	\$0
WQ	37888	Fort Bend County Municipal Utility District 58	TX0126675	2009-0976-MWD-E	FORT BEND	01/28/2010	\$2,400	\$480	\$1,920	\$0
WQ	38975	Fort Bend County Municipal Utility District No. 124	TX0119873	2010-0059-MWD-E	FORT BEND	08/21/2010	\$6,960	\$0	\$6,960	\$0
WQ	37680	FOSTER, JERICO	000000	2009-0775-SLG-E	HARRIS	02/27/2010	\$3,500	\$0	\$3,500	\$0
WQ	36869	Four D. Construction, Inc.		2008-1851-WQ-E	DALLAS	10/11/2009	\$3,120	\$0	\$3,120	\$0
WQ	37855	Fruitvale Independent School District	TX0087246	2009-0983-MWD-E	VAN ZANDT	10/31/2009	\$5,520	\$1,104	\$4,416	\$0
WQ	37366	FUESSEL, TERRY		2009-0479-OSS-E	IRION	01/28/2010	\$262	\$0	\$262	\$0
WQ	39503	G.T.T. General Contractors, Inc.	TXR15PK76	2010-0580-WQ-E	MONTGOMERY	08/21/2010	\$700	\$0	\$700	\$0
WQ	39115	GAY, BRIAN K		2010-0203-OSI-E	BRAZORIA	08/21/2010	\$469	\$93	\$376	\$0
WQ	38509	George Welch Custom Homes LLC	TXR15OM80	2009-1656-WQ-E	ROCKWALL	12/18/2009	\$700	\$0	\$700	\$0
WQ	39782	GILSON, GRANT H		2010-0928-LII-E	ORANGE	08/30/2010	\$175	\$0	\$175	\$0
WQ	38356	GM Fabricators LP dba Gulf Marine Fabricators	TX0102890	2009-1534-IWD-E	SAN PATRICIO	02/07/2010	\$4,316	\$863	\$3,453	\$0

* There are Multiple Respondent Names associated to this Case No.



TCEQ
Singles Program

Appendix 7: List of Administrative Orders Issued FY2010

Date Range Selected : 09/01/2009 - 8/31/2010

PGM	Case No.	Respondent Name	TCEQ ID	Docket#	County	Order Date	Penalty Assessed	Penalty Deferred	Payable Amount	SEP Offset
WQ	37084	GOMER, JEROME		2009-0145-WQ-E	BELL	10/04/2009	\$3,000	\$0	\$3,000	\$0
WQ	38030	GOMEZ, ADRIAN	TXR05Y312	2009-1165-WQ-E	PALO PINTO	02/22/2010	\$2,647	\$529	\$2,118	\$0
WQ	37577	Grand Ranch Treatment Company	TX0115991	2009-0660-MWD-E	JOHNSON	10/04/2009	\$1,310	\$262	\$1,048	\$0
WQ	37742	GUERRA & REYNA INVESTMENTS LP	13-07083002	2009-0872-EAQ-E	BEXAR	10/18/2009	\$750	\$150	\$600	\$0
WQ	39235	Haas-Anderson Construction, Ltd.		2010-0349-WQ-E	KLEBERG	08/09/2010	\$700	\$0	\$700	\$0
WQ	37798	Halliburton Energy Services, Inc.	TX0078638	2009-0923-IWD-E	HARRIS	11/27/2009	\$8,520	\$0	\$8,520	\$0
WQ	37653	Hammond Mound Utilities, Inc.	TX0117366	2009-0752-MWD-E	WALLER	10/04/2009	\$1,300	\$260	\$1,040	\$0
WQ	37461	Hampton-Kelley Investments, LLC		2009-0541-WQ-E	PARKER	12/18/2009	\$1,050	\$210	\$840	\$0
WQ	38535	Hanson Aggregates West, LLC	13-02041002	2009-1685-EAQ-E	COMAL	03/20/2010	\$650	\$130	\$520	\$0
WQ	37273	Hanson Aggregates, Inc.	TX0000345	2009-0343-IWD-E	WISE	10/04/2009	\$8,108	\$1,621	\$6,487	\$0
WQ	37452	Harris County Municipal District 148	TX0071897	2009-0575-MWD-E	HARRIS	11/13/2009	\$21,650	\$4,330	\$0	\$17,320
WQ	37241	Harris County Municipal Utility District 109	TX0058963	2009-0305-MWD-E	HARRIS	09/21/2009	\$10,000	\$0	\$0	\$10,000
WQ	37225	Harris County Municipal Utility District 167	TX0094307	2009-0304-MWD-E	HARRIS	01/28/2010	\$3,740	\$748	\$2,992	\$0
WQ	38562	Harris County Municipal Utility District 238	TX0093891	2009-1831-MWD-E	HARRIS	06/18/2010	\$3,900	\$780	\$3,120	\$0
WQ	38696	Harris County Municipal Utility District 285	TX0092991	2009-1841-MWD-E	HARRIS	04/25/2010	\$950	\$190	\$760	\$0
WQ	39184	Harris County Municipal Utility District 304	TX0097225	2010-0275-MWD-E	HARRIS	08/09/2010	\$2,240	\$448	\$1,792	\$0
WQ	39079	Harris County Municipal Utility District 401	TX0125687	2010-0172-MWD-E	HARRIS	08/09/2010	\$920	\$184	\$736	\$0
WQ	37689	Harris County Municipal Utility District 82	TX0071528	2009-0784-MWD-E	HARRIS	11/13/2009	\$13,400	\$0	\$13,400	\$0
WQ	37995	Hays Consolidated Independent School District	11-09021801	2009-1124-EAQ-E	HAYS	11/27/2009	\$750	\$150	\$600	\$0
WQ	37503	Herlinda Deleon Enterprises, Inc.	TXG110856	2009-0614-IWD-E	LUBBOCK	05/01/2010	\$2,279	\$0	\$2,279	\$0
WQ	38345	HOLDER, DOUG		2009-1480-OSI-E	JOHNSON	11/27/2009	\$210	\$0	\$210	\$0
WQ	39417	Hoover Construction Company, Inc.	TXR15PK17	2010-0501-WQ-E	LIVE OAK	08/30/2010	\$750	\$150	\$600	\$0
WQ	39507	House of Boats, INC.	TXR05R590	2010-0604-WQ-E	ARANSAS	08/21/2010	\$700	\$0	\$700	\$0
WQ	37768	Hudspeth County Water Control And Improvement District 1	TX0115657	2009-0537-MWD-E	HUDSPETH	10/04/2009	\$8,400	\$1,680	\$6,720	\$0
WQ	36052	Humble Partners Limited Partnership	TX0020320	2008-1050-MWD-E	HARRIS	08/30/2010	\$3,529	\$0	\$3,529	\$0
WQ	37741	HYDER, SYED N	TX0071145	2009-0850-MWD-E	BRAZOS	02/07/2010	\$42,840	\$8,568	\$34,272	\$0
WQ	33142	Ice Melt Products, L.L.C.	TXR05Q769	2007-0748-MLM-E	BORDEN	12/18/2009	\$1,980	\$0	\$1,980	\$0
WQ	38561	Igloo Products Corp.	TX0079057	2009-1726-IWD-E	WALLER	06/04/2010	\$3,619	\$723	\$2,896	\$0

* There are Multiple Respondent Names associated to this Case No.



Singles Program

Appendix 7: List of Administrative Orders Issued FY2010

Date Range Selected : 09/01/2009 - 8/31/2010

PGM	Case No.	Respondent Name	TCEQ ID	Docket#	County	Order Date	Penalty Assessed	Penalty Deferred	Payable Amount	SEP Offset
WQ	38471	Independence Woods, LLC.	11-05011402	2009-1608-EAQ-E	TRAVIS	04/25/2010	\$9,375	\$1,875	\$7,500	\$0
WQ	38281	Ingram ReadyMix, Inc.	TXG110027	2009-1414-IWD-E	NUECES	02/07/2010	\$3,420	\$684	\$2,736	\$0
WQ	39378	Ingram ReadyMix, Inc.	TXR05O439	2010-0463-IWD-E	BURNET	08/21/2010	\$900	\$180	\$720	\$0
WQ	37607	Ingram ReadyMix, Inc.	TXR05U444	2009-0698-MLM-E	MEDINA	10/04/2009	\$3,750	\$750	\$3,000	\$0
WQ	37457	Inverness Forest Improvement District	TX0023612	2009-0538-MWD-E	HARRIS	09/21/2009	\$4,050	\$810	\$3,240	\$0
WQ	38166	Is Zen Center	TX0126306	2009-1327-MWD-E	MONTGOMERY	06/18/2010	\$6,150	\$1,230	\$4,920	\$0
WQ	38864	J & J NRH 100 Family Limited Partnership	TXR15PN84	2009-2036-WQ-E	TARRANT	04/25/2010	\$1,500	\$300	\$1,200	\$0
WQ	39050	Jasper County Wcid 1	TX0021300	2010-0136-MWD-E	JASPER	08/09/2010	\$2,800	\$560	\$2,240	\$0
WQ	39032	Jefferson County Drainage District 6		2010-0127-WQ-E	JEFFERSON	06/18/2010	\$700	\$0	\$700	\$0
WQ	38443	Jerry Resendez Enterprises, Inc.	TXR15GG31	2009-1577-WQ-E	WEBB	05/09/2010	\$15,200	\$3,040	\$12,160	\$0
WQ	39129	Jim Hogg County Wcid 2	TX0101826	2010-0165-MWD-E	JIM HOGG	08/09/2010	\$7,140	\$0	\$7,140	\$0
WQ	38601	Joe Williamson Construction Company	TXR15ON15	2009-1745-WQ-E	HIDALGO	02/22/2010	\$700	\$0	\$700	\$0
WQ	38802	JSWC, Ltd.	13-02080502	2009-1993-EAQ-E	BEXAR	06/26/2010	\$13,000	\$2,600	\$10,400	\$0
WQ	38310	K & H Holdings, LLC		2009-1442-MWD-E	TARRANT	06/18/2010	\$3,540	\$708	\$2,832	\$0
WQ	37957	KAHLA, JOE		2009-1110-OSI-E	JASPER	10/18/2009	\$210	\$0	\$210	\$0
WQ	38366	Kaufman County Municipal Utility District 12	TX0126454	2009-1511-MWD-E	KAUFMAN	03/20/2010	\$2,740	\$548	\$2,192	\$0
WQ	35393	Keeper Management, LLC	TX0091847	2008-0256-MWD-E	HARRIS	02/17/2010	\$2,160	\$0	\$2,160	\$0
WQ	38775	Killeen Majestic Homes, Inc.		2009-1931-WQ-E	BELL	06/04/2010	\$2,000	\$400	\$1,600	\$0
WQ	37544	Killeen Majestic Homes, Inc.	TXR15NN95	2009-0675-WQ-E	BELL	12/18/2009	\$750	\$150	\$600	\$0
WQ	36998	Kimball Hill Homes Austin, L.P.	TXR15KP57	2009-0056-WQ-E	HAYS	02/22/2010	\$30,000	\$0	\$30,000	\$0
WQ	37671	Kleinwood Joint Powers Board	TX0046817	2009-0783-MWD-E	HARRIS	02/07/2010	\$18,650	\$0	\$0	\$18,650
WQ	37887	Knife River Corporation - South	TXG110862	2009-1006-IWD-E	ORANGE	04/11/2010	\$13,707	\$2,741	\$10,966	\$0
WQ	36557	KNIGHT, NANCY *	11-08051901	2008-1495-EAQ-E	WILLIAMSON	02/22/2010	\$11,000	\$0	\$11,000	\$0
WQ	36208	KOBO, INC	TXR15DM40	2008-1209-WQ-E	LAMPASAS	10/04/2009	\$2,372	\$0	\$2,372	\$0
WQ	37459	Kopperl Independent School District	TX0116661	2009-0535-MWD-E	BOSQUE	10/04/2009	\$6,600	\$1,320	\$5,280	\$0
WQ	38255	L. Guerrero & Sons Ready-Mix Company	TXR05S401	2009-1307-WQ-E	FORT BEND	04/11/2010	\$2,100	\$420	\$1,680	\$0
WQ	38135	LA FONTANA SPRINGS LLC	13-08120501	2009-1324-EAQ-E	COMAL	01/28/2010	\$13,000	\$2,600	\$5,200	\$5,200
WQ	37434	Lake Lavon Baptist Encampment	WQ001419200	2009-0576-MWD-E	COLLIN	10/31/2009	\$4,950	\$990	\$3,960	\$0
WQ	37745	LCY Elastomers, L.P.	TX0128015	2009-0853-IWD-E	HARRIS	11/13/2009	\$24,125	\$4,825	\$9,650	\$9,650
WQ	37579	Leander ISD	11-09020601	2009-0658-EAQ-E	WILLIAMSON	10/31/2009	\$1,500	\$300	\$1,200	\$0
WQ	38532	Linde North America, Inc.	TX0124401	2009-1673-IWD-E	LEON	03/20/2010	\$1,900	\$380	\$1,520	\$0

* There are Multiple Respondent Names associated to this Case No.



TCEQ
Singles Program

Appendix 7: List of Administrative Orders Issued FY2010

Date Range Selected : 09/01/2009 - 8/31/2010

PGM	Case No.	Respondent Name	TCEQ ID	Docket#	County	Order Date	Penalty Assessed	Penalty Deferred	Payable Amount	SEP Offset
WQ	38920	LOGGINS, ALLEN JR		2010-0015-WQ-E	ANGELINA	04/25/2010	\$700	\$0	\$700	\$0
WQ	37713	Lower Colorado River Authority	TX0125521	2009-0815-MWD-E	MATAGORDA	11/13/2009	\$950	\$190	\$760	\$0
WQ	37505	Lucite International, Inc. *		2009-0649-IWD-E	JEFFERSON	02/22/2010	\$10,000	\$0	\$10,000	\$0
WQ	39665	Lupe Rubio Construction Company, Inc.	TXR15PM24	2010-0769-WQ-E	BURNET	08/21/2010	\$700	\$0	\$700	\$0
WQ	37591	M.R. Patel *	TX0081299	2009-0671-MWD-E	LIBERTY	02/22/2010	\$51,710	\$0	\$51,710	\$0
WQ	37915	Magnolia ISD	TX0092843	2009-1048-MWD-E	MONTGOMERY	11/27/2009	\$4,920	\$984	\$3,936	\$0
WQ	38162	Manitou Ltd., Incorporated	WQ001201500	2009-1275-MWD-E	BRAZOS	03/08/2010	\$6,950	\$1,390	\$5,560	\$0
WQ	37690	Mark Gibbs		2009-0787-WQ-E	VICTORIA	11/13/2009	\$2,140	\$428	\$1,712	\$0
WQ	39266	MARSDEN, JOE		2010-0355-EAQ-E	WILLIAMSON	08/30/2010	\$2,000	\$400	\$1,600	\$0
WQ	35321	Master Medical Equipment, Inc.		2008-0178-WQ-E	LLANO	09/21/2009	\$2,100	\$0	\$2,100	\$0
WQ	37814	Matagorda County Water Control and Improvement District 6	TX0024155	2009-0944-MWD-E	MATAGORDA	10/31/2009	\$2,400	\$480	\$1,920	\$0
WQ	38521	MCCORKLE, MICHAEL *		2009-1700-WQ-E	HAYS	08/30/2010	\$1,375	\$0	\$1,375	\$0
WQ	38134	McMullen County Water Control & Improvement District No. 1 *	TX0107646	2009-1322-MWD-E	MCMULLEN	06/26/2010	\$12,240	\$2,448	\$9,792	\$0
WQ	38442	Mid-Tex Properties LP	TXR15JB02	2009-1528-WQ-E	MCLENNAN	05/09/2010	\$9,100	\$1,820	\$7,280	\$0
WQ	39875	Miles Construction Company, Inc.		2010-1001-WQ-E	SMITH	08/30/2010	\$700	\$0	\$700	\$0
WQ	38226	Military Highway Water Supply Corporation	TX0104612	2009-1373-MWD-E	HIDALGO	02/07/2010	\$7,200	\$1,440	\$5,760	\$0
WQ	37662	MIRHAJ, KOBRA	TX0094935	2009-0773-MWD-E	HARRIS	01/28/2010	\$7,360	\$0	\$7,360	\$0
WQ	39236	Monument Inn, Inc.	TX0113760	2010-0308-MWD-E	HARRIS	08/09/2010	\$3,500	\$700	\$2,800	\$0
WQ	37692	MOORE, T R		2009-0792-OSI-E	TYLER	10/04/2009	\$210	\$0	\$210	\$0
WQ	34753	MOSONYI, MICAH		2007-1634-WQ-E	TARRANT	02/22/2010	\$3,150	\$0	\$3,150	\$0
WQ	38979	MST Lumberton Properties, Ltd.	TXR15KP16	2010-0066-WQ-E	HARDIN	07/11/2010	\$1,530	\$306	\$1,224	\$0
WQ	38377	NB Retail, Ltd.	13-09052101A	2009-1507-EAQ-E	COMAL	02/07/2010	\$3,000	\$600	\$2,400	\$0
WQ	39117	New NGC Inc.	TXR05Z156	2010-0206-WQ-E	STONEWALL	06/26/2010	\$700	\$0	\$700	\$0
WQ	37870	North Texas District Council Assemblies of God	TX0118877	2009-0998-MWD-E	ELLIS	02/22/2010	\$21,423	\$4,284	\$0	\$17,139
WQ	37931	North Texas Municipal Water District	TX0023931	2009-1088-MWD-E	DALLAS	01/28/2010	\$5,600	\$1,120	\$0	\$4,480
WQ	36556	Ocean2Ocean, LLC	13-07100401	2008-1496-EAQ-E	COMAL	10/11/2009	\$48,450	\$0	\$48,450	\$0
WQ	38600	ODA, MIKE	TX0124699	2009-1742-MWD-E	FORT BEND	07/11/2010	\$1,100	\$220	\$880	\$0
WQ	37813	Olivares Septic Cleaning	22487	2009-0938-SLG-E	BEE	02/22/2010	\$1,055	\$211	\$844	\$0
WQ	38560	Orange County Water Control and Improvement District 2	TX0054810	2009-1727-MWD-E	ORANGE	08/30/2010	\$14,550	\$2,910	\$11,640	\$0

* There are Multiple Respondent Names associated to this Case No.



Appendix 7: List of Administrative Orders Issued FY2010

Date Range Selected : 09/01/2009 - 8/31/2010

PGM	Case No.	Respondent Name	TCEQ ID	Docket#	County	Order Date	Penalty Assessed	Penalty Deferred	Payable Amount	SEP Offset
WQ	38642	Orange County Water Control and Improvement District No. 1	TX0108073	2009-1793-MWD-E	ORANGE	04/25/2010	\$1,920	\$384	\$1,536	\$0
WQ	38638	Owens Corning Insulating Systems, LLC	TX0065749	2009-1788-IWD-E	ELLIS	05/09/2010	\$19,054	\$0	\$19,054	\$0
WQ	38859	Parker Pearson, L.P.	TXR15S634	2009-2031-WQ-E	PARKER	06/26/2010	\$20,000	\$4,000	\$8,000	\$8,000
WQ	39482	Parkside at Mayfield Ranch, Ltd.	11-10021202	2010-0571-EAQ-E	WILLIAMSON	08/30/2010	\$750	\$150	\$600	\$0
WQ	37169	Peaster Independent School District Public Facility Corporation	TX0107981	2009-0227-MWD-E	PARKER	02/07/2010	\$31,460	\$0	\$0	\$31,460
WQ	39110	Pedigo-Fuller, Inc.	TXR15OZ28	2010-0207-WQ-E	BELL	06/26/2010	\$700	\$0	\$700	\$0
WQ	39010	PHILLIPS, ROBERT A		2010-0095-OSI-E	SCHLEICHER	06/04/2010	\$175	\$0	\$175	\$0
WQ	38165	Pilgrim's Pride Corporation	TX0062936	2009-1337-IWD-E	TITUS	04/25/2010	\$43,700	\$8,740	\$34,960	\$0
WQ	37791	Pine Cove, Inc.	TX0129429	2009-0962-MWD-E	COLORADO	10/18/2009	\$1,900	\$380	\$1,520	\$0
WQ	39078	Plains Cotton Cooperative Association	WQ000259900	2010-0173-IWD-E	LAMB	07/11/2010	\$11,220	\$2,244	\$8,976	\$0
WQ	38597	Port Terminal Railroad Association	TX0070645	2009-1740-MWD-E	HARRIS	04/25/2010	\$4,810	\$0	\$4,810	\$0
WQ	38280	Postel Industries, Inc.		2009-1415-WQ-E	POLK	03/08/2010	\$950	\$190	\$760	\$0
WQ	37687	Preston Club Utility Corporation	TX0102164	2009-0772-MWD-E	GRAYSON	07/11/2010	\$59,080	\$24,844	\$34,236	\$0
WQ	38821	Pulte Homes of Texas, L.P.	TX0128244	2009-1987-MWD-E	HARRIS	07/11/2010	\$1,150	\$230	\$920	\$0
WQ	35405	R & A Harris South, LP	TX0088897	2008-0298-IWD-E	HARRIS	01/28/2010	\$3,060	\$612	\$2,448	\$0
WQ	35670	R & S Concrete, LLC	TXG110384	2008-0576-MLM-E	HARRIS	02/07/2010	\$14,544	\$0	\$14,544	\$0
WQ	37260	RAJ Construction LLC		2009-0329-WQ-E	YOUNG	02/17/2010	\$1,050	\$0	\$1,050	\$0
WQ	38383	Real Holdings Group, LLC	TX0086550	2009-1520-MWD-E	LEE	03/20/2010	\$9,250	\$1,850	\$7,400	\$0
WQ	38502	Red River Authority of Texas	TX0075591	2009-1648-MWD-E	HALL	02/22/2010	\$1,570	\$314	\$0	\$1,256
WQ	39355	REN SERVICES, INC.		2010-0444-MLM-E	NUECES	08/30/2010	\$2,289	\$457	\$1,832	\$0
WQ	37055	Reynolds & Kay, Ltd.	TXR15IZ24	2009-0161-WQ-E	SMITH	09/21/2009	\$26,450	\$0	\$13,225	\$13,225
WQ	39213	Richards ISD	TX0106119	2010-0303-MWD-E	GRIMES	08/21/2010	\$6,360	\$1,272	\$5,088	\$0
WQ	37207	RICHTER LAND LLC	13-08103101	2009-0303-MLM-E	COMAL	10/04/2009	\$12,000	\$2,400	\$9,600	\$0
WQ	37363	Rita Laura Redow Karbalai	TX0087785	2009-0460-MWD-E	HARRIS	10/31/2009	\$10,835	\$2,167	\$8,668	\$0
WQ	37308	River City Ready Mix, Inc.	R13ST0127	2009-0362-WQ-E	COMAL	11/27/2009	\$6,250	\$0	\$6,250	\$0
WQ	37802	Rocky Point Estate Land Trust	TX0123552	2009-0969-MWD-E	DENTON	01/28/2010	\$17,756	\$0	\$17,756	\$0
WQ	37614	Round Rock Independent School District	11-09032601	2009-0726-EAQ-E	WILLIAMSON	10/18/2009	\$7,000	\$1,400	\$0	\$5,600
WQ	39068	Round Rock Independent School District	11-08061801	2010-0151-EAQ-E	WILLIAMSON	06/26/2010	\$9,375	\$1,875	\$7,500	\$0
WQ	38952	Round Rock Independent School District	11-09102903	2010-0045-EAQ-E	WILLIAMSON	07/11/2010	\$750	\$150	\$600	\$0
WQ	37744	RP25 Development, LP	TXR15GN36	2009-0855-WQ-E	TARRANT	03/20/2010	\$14,560	\$2,912	\$11,648	\$0
WQ	38101	RTI Hot Mix, Ltd.	11-04091602	2009-1255-EAQ-E	WILLIAMSON	03/20/2010	\$800	\$160	\$640	\$0

* There are Multiple Respondent Names associated to this Case No.



Appendix 7: List of Administrative Orders Issued FY2010

Date Range Selected : 09/01/2009 - 8/31/2010

PGM	Case No.	Respondent Name	TCEQ ID	Docket#	County	Order Date	Penalty Assessed	Penalty Deferred	Payable Amount	SEP Offset
WQ	37413	Sabine River Authority of Texas	TX0079651	2009-0469-MWD-E	ORANGE	09/21/2009	\$1,514	\$302	\$1,212	\$0
WQ	36986	Sally F. Powell Company, Inc.	TXR15NA59	2009-0021-WQ-E	BEXAR	10/18/2009	\$1,800	\$0	\$1,800	\$0
WQ	38525	Samuel C. Mullin		2009-1662-OSS-E	EASTLAND	04/25/2010	\$500	\$100	\$400	\$0
WQ	37682	San Antonio Water System	TX0055689	2009-0897-MWD-E	BEXAR	01/28/2010	\$46,000	\$0	\$0	\$46,000
WQ	37984	San Patricio County Mud 1	TX0110337	2009-1135-MWD-E	SAN PATRICIO	03/08/2010	\$2,875	\$575	\$2,300	\$0
WQ	37385	Scenic Point Northview, Inc.	TX0121797	2009-0527-MWD-E	PALO PINTO	09/21/2009	\$19,760	\$3,952	\$15,808	\$0
WQ	39011	SCROGGINS, JIM R		2010-0096-OSI-E	ERATH	06/04/2010	\$175	\$0	\$175	\$0
WQ	38819	Scurry-Rosser Independent School District	TX0126128	2009-1985-MWD-E	KAUFMAN	06/04/2010	\$4,515	\$903	\$3,612	\$0
WQ	38565	Senna Hills, Ltd. *	WQ001323800	2009-1707-MWD-E	TRAVIS	05/09/2010	\$2,675	\$535	\$2,140	\$0
WQ	38520	Septic Hydro-Tec, Inc.	21619	2009-1659-SLG-E	POLK	03/20/2010	\$2,887	\$577	\$2,310	\$0
WQ	37619	Shelbyville Independent School District	TX0102261	2009-0563-MWD-E	SHELBY	10/18/2009	\$15,000	\$0	\$15,000	\$0
WQ	38946	SHEL-JENN, INC.	11-03090501	2010-0067-EAQ-E	WILLIAMSON	08/09/2010	\$3,550	\$710	\$2,840	\$0
WQ	37438	SKELTON, THOMAS M *	11-09020201	2009-0508-EAQ-E	WILLIAMSON	09/21/2009	\$3,000	\$600	\$2,400	\$0
WQ	37611	Skidmore Water Supply Corporation	TX0119407	2009-0694-MWD-E	BEE	10/04/2009	\$3,090	\$618	\$0	\$2,472
WQ	36590	SLC Construction LLC	TXR05Y203	2008-1583-WQ-E	ARANSAS	10/04/2009	\$4,000	\$0	\$4,000	\$0
WQ	39428	Smith County	TXR05Z130	2010-0516-WQ-E	SMITH	08/21/2010	\$700	\$0	\$700	\$0
WQ	39429	Smith County	TXR05Z129	2010-0517-WQ-E	SMITH	08/21/2010	\$700	\$0	\$700	\$0
WQ	39430	Smith County	TXR05Z128	2010-0518-WQ-E	SMITH	08/21/2010	\$700	\$0	\$700	\$0
WQ	37253	Sooners Group, LP		2009-0321-WQ-E	COLLIN	09/21/2009	\$1,050	\$210	\$840	\$0
WQ	38178	South Texas Aggregates, Inc.	13-08051502	2009-1346-EAQ-E	UVALDE	01/28/2010	\$970	\$194	\$776	\$0
WQ	38602	Southeastern Freight Lines, Inc.		2009-1744-WQ-E	NUECES	02/07/2010	\$700	\$0	\$700	\$0
WQ	38996	Southerland Communities RR Ranch Ltd	13-07010401	2010-0079-EAQ-E	BEXAR	08/21/2010	\$5,106	\$1,021	\$4,085	\$0
WQ	38888	Southern Star Concrete, Inc.	TXG110453	2009-2063-IWD-E	HARRIS	06/04/2010	\$1,631	\$326	\$1,305	\$0
WQ	38053	Southwest Shipyard, L.P.	TX0092282	2009-1207-IWD-E	HARRIS	05/09/2010	\$72,385	\$0	\$36,193	\$36,192
WQ	37586	SPRAGUE, GEORGE		2009-0685-WQ-E	ARANSAS	12/17/2009	\$3,150	\$0	\$3,150	\$0
WQ	37940	Spring Center, Inc.	TX0091791	2009-1054-MWD-E	HARRIS	02/22/2010	\$17,765	\$0	\$17,765	\$0
WQ	38736	Spring Independent School District dba Spring ISD Transportation Center and dba Wunsche Middle Schoo	TX0031305	2009-1895-MWD-E	HARRIS	06/04/2010	\$4,560	\$912	\$3,648	\$0
WQ	37996	Springfield Custom Homes, Inc.		2009-1168-WQ-E	DENTON	10/31/2009	\$700	\$0	\$700	\$0
WQ	37864	Springfield Custom Homes, Inc.	TXR15OB88	2009-1037-WQ-E	DALLAS	10/31/2009	\$700	\$0	\$700	\$0
WQ	37867	Springfield Custom Homes, Inc.	TXR15OB80	2009-1039-WQ-E	DENTON	10/31/2009	\$700	\$0	\$700	\$0
WQ	38004	Springfield Custom Homes, Inc.		2009-1169-WQ-E	DENTON	10/31/2009	\$700	\$0	\$700	\$0

* There are Multiple Respondent Names associated to this Case No.



Appendix 7: List of Administrative Orders Issued FY2010

Date Range Selected : 09/01/2009 - 8/31/2010

PGM	Case No.	Respondent Name	TCEQ ID	Docket#	County	Order Date	Penalty Assessed	Penalty Deferred	Payable Amount	SEP Offset
WQ	37865	Springfield Townhomes, Inc.	TXR15OB95	2009-1038-WQ-E	DALLAS	10/31/2009	\$700	\$0	\$700	\$0
WQ	37216	St. Francis Village, Inc.	TX0066745	2009-0279-MWD-E	TARRANT	10/04/2009	\$6,680	\$1,336	\$0	\$5,344
WQ	37588	Stafford Mobile Home Park, Inc.	TX0117358	2009-0667-MWD-E	FORT BEND	02/17/2010	\$7,500	\$0	\$7,500	\$0
WQ	37618	Stallion Oilfield Services Ltd.	23464	2009-0705-SLG-E	HARRIS	11/13/2009	\$7,360	\$1,472	\$2,944	\$2,944
WQ	37998	STEPHENS, LARRY D		2009-1152-OSI-E	JOHNSON	11/13/2009	\$210	\$0	\$210	\$0
WQ	38316	Stephenville Mobil Home Park, Ltd.	TX0132039	2009-1448-MWD-E	ERATH	04/25/2010	\$3,909	\$781	\$3,128	\$0
WQ	37387	Stoneridge Custom Homes, Inc.		2009-0473-WQ-E	TARRANT	11/07/2009	\$1,050	\$0	\$1,050	\$0
WQ	37652	SUMNER, BRIAN KING		2009-0742-OSI-E	HARDIN	09/21/2009	\$175	\$0	\$175	\$0
WQ	37968	T & I Taylor, Inc.	TX0042081	2009-1118-MWD-E	CHAMBERS	04/25/2010	\$3,850	\$770	\$3,080	\$0
WQ	37892	Texas Airstream Harbor, Inc.	TX0068039	2009-1041-MWD-E	ANGELINA	12/18/2009	\$1,125	\$225	\$900	\$0
WQ	37405	Texas Department of Criminal Justice	TX0031585	2009-0462-MWD-E	BRAZORIA	09/21/2009	\$3,360	\$672	\$0	\$2,688
WQ	39030	Texas Department of Criminal Justice	TX0031551	2010-0113-MWD-E	FORT BEND	08/21/2010	\$1,880	\$376	\$0	\$1,504
WQ	37412	Texas Department of Transportation	TX0027855	2009-0434-MWD-E	PALO PINTO	09/21/2009	\$8,010	\$1,602	\$0	\$6,408
WQ	37772	Texas Department of Transportation	TX0075191	2009-0877-MWD-E	ELLIS	12/18/2009	\$5,140	\$1,028	\$0	\$4,112
WQ	37854	Texas H2O, Inc.	TX0089338	2009-0982-MWD-E	HOOD	02/07/2010	\$9,280	\$1,856	\$3,712	\$3,712
WQ	37826	Texas Parks and Wildlife Department	TX0124087	2009-0892-IWD-E	HARRIS	02/07/2010	\$5,040	\$1,008	\$0	\$4,032
WQ	36218	Texas Petrochemicals LP *	WQ000051100	2008-1177-IWD-E	JEFFERSON	11/13/2009	\$39,928	\$7,985	\$15,972	\$15,971
WQ	37587	The Devereux Foundation	TX0075744	2009-0668-MWD-E	VICTORIA	10/04/2009	\$4,160	\$832	\$0	\$3,328
WQ	34179	The Fort Worth Boat Club	TX0067504	2007-1117-MWD-E	TARRANT	09/10/2009	\$11,880	\$0	\$11,880	\$0
WQ	38688	The Shredder Company, LLC	TXRNEQ341	2009-1839-WQ-E	EL PASO	03/08/2010	\$700	\$0	\$700	\$0
WQ	37765	Thomas Enterprises, Inc.	13-06100701	2009-0876-EAQ-E	BEXAR	02/07/2010	\$16,500	\$3,300	\$13,200	\$0
WQ	37673	Thomas Redi-Mix Company, Inc.	TXG110669	2009-0767-IWD-E	POTTER	12/18/2009	\$6,909	\$1,381	\$5,528	\$0
WQ	39816	THOMAS, DAVID E		2010-0927-OSI-E	ELLIS	08/30/2010	\$210	\$0	\$210	\$0
WQ	38726	Torres Altos, L.P.	TXR15W877	2009-1875-WQ-E	EL PASO	06/04/2010	\$6,000	\$1,200	\$4,800	\$0
WQ	36207	Total Land Development Corp.		2008-1151-WQ-E	BELL	11/20/2009	\$2,100	\$0	\$2,100	\$0
WQ	37770	Trinity Bay Conservation District	TX0020460	2009-0878-MWD-E	CHAMBERS	12/18/2009	\$11,750	\$2,350	\$9,400	\$0
WQ	38948	TXI Operations, LP	TXG110183	2010-0036-IWD-E	TARRANT	07/11/2010	\$9,180	\$1,836	\$3,672	\$3,672
WQ	36978	Tynan Water Supply Corporation	TX0119601	2009-0018-MWD-E	BEE	08/30/2010	\$26,215	\$26,215	\$0	\$0
WQ	38912	U. S. Land Corp.	TX0118851	2009-2070-MWD-E	MONTGOME RY	08/21/2010	\$1,090	\$218	\$872	\$0
WQ	38467	Union Pacific Railroad Company		2009-1535-MLM-E	SHELBY	04/25/2010	\$7,500	\$0	\$7,500	\$0
WQ	38334	US Army Corps of Engineers	TX0057991	2009-1478-MWD-E	BOSQUE	04/25/2010	\$1,200	\$240	\$960	\$0
WQ	37486	US Department of the Army	13-09011302	2009-0553-EAQ-E	BEXAR	12/18/2009	\$1,507	\$0	\$1,507	\$0

* There are Multiple Respondent Names associated to this Case No.



Appendix 7: List of Administrative Orders Issued FY2010

Date Range Selected : 09/01/2009 - 8/31/2010

PGM	Case No.	Respondent Name	TCEQ ID	Docket#	County	Order Date	Penalty Assessed	Penalty Deferred	Payable Amount	SEP Offset
WQ	37257	V&M Star, a Partnership with General and Limited Partners, LP	TX0088455	2009-0317-IWD-E	HARRIS	10/04/2009	\$5,670	\$1,134	\$4,536	\$0
WQ	39564	V&M Star, a Partnership with General and Limited Partners, LP	TX0088455	2010-0655-IWD-E	HARRIS	08/30/2010	\$6,080	\$1,216	\$4,864	\$0
WQ	38254	Vam USA LLC	TX0129917	2009-1308-IWD-E	HARRIS	03/20/2010	\$33,280	\$0	\$16,640	\$16,640
WQ	37576	Victoria County Wcid 1	TX0122246	2009-0662-MWD-E	VICTORIA	11/13/2009	\$34,676	\$0	\$0	\$34,676
WQ	38770	Wallace Vernon 1998 Trust	11-08082102	2009-1912-EAQ-E	WILLIAMSON	06/04/2010	\$1,800	\$360	\$1,440	\$0
WQ	37792	Warren Independent School District	TX0076015	2009-0859-MWD-E	TYLER	11/13/2009	\$4,400	\$880	\$0	\$3,520
WQ	37758	Weatherford U.S., L.P.	TX0089940	2009-0865-IWD-E	HARRIS	11/27/2009	\$20,615	\$0	\$20,615	\$0
WQ	38367	Webb County	21519	2009-1512-SLG-E	WEBB	04/25/2010	\$4,543	\$0	\$0	\$4,543
WQ	37696	Webber, LLC	TXR15NU90	2009-0796-WQ-E	ORANGE	10/04/2009	\$700	\$0	\$700	\$0
WQ	36721	WERLINGER, DALE		2008-1684-WQ-E	ROBERTSON	03/24/2010	\$4,400	\$0	\$4,400	\$0
WQ	37723	WEST, JIM		2009-0828-WOC-E	LIMESTONE	10/04/2009	\$210	\$0	\$210	\$0
WQ	38099	Western Dairy Transport, L.L.C.	TX0131563	2009-1266-IWD-E	ERATH	03/20/2010	\$7,140	\$1,428	\$5,712	\$0
WQ	26305	Western Trails WSC	WQ001031300	2005-1335-MWD-E	BEXAR	02/22/2010	\$25,500	\$21,900	\$3,600	\$0
WQ	37309	White Oak Utilities, Inc.	TX0119857	2009-0367-MWD-E	MONTGOMERY	09/21/2009	\$8,010	\$1,602	\$6,408	\$0
WQ	37650	Whitestone Custom Homes, Ltd.	TXR15NQ05	2009-0743-WQ-E	BEXAR	09/21/2009	\$700	\$0	\$700	\$0
WQ	39370	WHITWORTH, V C		2010-0470-MLM-E	MCCULLOCH	08/30/2010	\$1,292	\$258	\$1,034	\$0
WQ	37746	Wilkins Contracting, Inc.		2009-0858-WQ-E	SMITH	10/04/2009	\$700	\$0	\$700	\$0
WQ	38916	Williams & Thomas, LP		2010-0017-WQ-E	TRAVIS	04/25/2010	\$700	\$0	\$700	\$0
WQ	38137	Williamson County *	TXR15AR46	2009-1326-WQ-E	WILLIAMSON	06/18/2010	\$22,950	\$4,590	\$18,360	\$0
WQ	37769	Woden Independent School District	WQ001434500	2009-0898-MWD-E	NACOGDOCHES	02/07/2010	\$14,225	\$2,845	\$11,380	\$0
WQ	37343	WRL General Contractors, Ltd.	TXR15JY67	2009-0414-WQ-E	SMITH	09/21/2009	\$11,875	\$2,375	\$9,500	\$0
WQ	37812	XINDARIS, CHRIS		2009-1000-WQ-E	BELL	02/27/2010	\$1,050	\$0	\$1,050	\$0
WQ Orders Issued: 389						Total:	\$3,185,678	\$541,643	\$1,988,642	\$655,393

* There are Multiple Respondent Names associated to this Case No.



Appendix 7: List of Administrative Orders Issued FY2010

Date Range Selected : 09/01/2009 - 8/31/2010

PGM	Case No.	Respondent Name	TCEQ ID	Docket#	County	Order Date	Penalty Assessed	Penalty Deferred	Payable Amount	SEP Offset
WWA	39045	ALMEIDA, FABIAN	TXG920055	2010-0130-AGR-E	JOHNSON	07/11/2010	\$2,080	\$416	\$1,664	\$0
WWA	38333	ANGUIANO, SALVADOR		2009-1461-AGR-E	ERATH	07/31/2010	\$2,200	\$0	\$2,200	\$0
WWA	39399	Aztex Dairy, Inc.	WQ000484400	2010-0486-AGR-E	ERATH	08/30/2010	\$2,075	\$415	\$1,660	\$0
WWA	38953	Erath County Dairy Sales, Inc. *	WQ000321100	2010-0033-AGR-E	ERATH	07/11/2010	\$1,010	\$202	\$808	\$0
WWA	35934	George Ted DeVries	WQ000306100	2008-0854-AGR-E	ERATH	10/31/2009	\$4,350	\$870	\$3,480	\$0
WWA	37420	George Ted DeVries	WQ000306100	2009-0488-AGR-E	ERATH	08/09/2010	\$28,755	\$5,751	\$23,004	\$0
WWA	38088	GERRITS, FRANCISCUS BERDINE	TXG920496	2009-1249-AGR-E	WOOD	04/11/2010	\$19,093	\$3,818	\$15,275	\$0
WWA	37912	Green Cow Compost, LLC		2009-1047-AGR-E	ERATH	05/09/2010	\$4,240	\$848	\$3,392	\$0
WWA	37890	KOLLER, JOHNNY MINZE *		2009-1020-AGR-E	CAMP	12/18/2009	\$770	\$154	\$616	\$0
WWA	39318	Lone Oak Feeders Inc	TXG921109	2010-0408-AGR-E	ERATH	08/30/2010	\$1,630	\$326	\$1,304	\$0
WWA	38261	LOZEMAN, GERRIT	TXG920032	2009-1389-AGR-E	HOPKINS	02/07/2010	\$2,600	\$520	\$2,080	\$0
WWA	35820	MONTANEZ, DAVID		2009-1741-AGR-E	ERATH	07/31/2010	\$11,250	\$0	\$11,250	\$0
WWA	37975	Organic Residual Reclamation LLC		2009-1144-IWD-E	ERATH	06/26/2010	\$12,000	\$2,400	\$9,600	\$0
WWA	34594	SCHIEVINK, JOCHUM	TXG920211	2009-0507-AGR-E	ERATH	08/09/2010	\$8,330	\$0	\$8,330	\$0
WWA	36660	Sonador Dairy, L.L.C.	TXG920804	2008-1630-AGR-E	HOPKINS	08/30/2010	\$5,875	\$0	\$5,875	\$0
WWA	37221	STUEVE, GLENN RONALD *	TXG920260	2009-0291-AGR-E	DEAF SMITH	10/04/2009	\$2,650	\$530	\$2,120	\$0
WWA	34194	SUBLETT, NICKIE JOE	TXG920674	2007-1140-AGR-E	HAMILTON	03/08/2010	\$1,010	\$0	\$1,010	\$0
WWA	37621	TUINIER, TJITTE	TXG920121	2009-0724-AGR-E	HOPKINS	11/27/2009	\$15,083	\$3,016	\$12,067	\$0
WWA	39295	Vander Horst Enterprises, LLC	TXG920575	2010-0383-AGR-E	ERATH	08/21/2010	\$2,945	\$589	\$2,356	\$0
WWA	37575	VEREecken, DIRK	TXG920669	2009-0664-AGR-E	HOPKINS	10/18/2009	\$6,600	\$1,320	\$5,280	\$0
WWA	38854	VISS, DANIEL		2009-2016-AGR-E	ERATH	06/18/2010	\$3,100	\$620	\$2,480	\$0
WWA	37112	WEST, LARRY		2009-0150-AGR-E	GRAYSON	10/31/2009	\$2,369	\$473	\$1,896	\$0
WWA	38674	WYLY, RANDY EARL	WQ000316000	2009-1827-AGR-E	ERATH	08/09/2010	\$1,875	\$375	\$1,500	\$0
WWA Orders Issued: 23						Total:	\$141,890	\$22,643	\$119,247	\$0

* There are Multiple Respondent Names associated to this Case No.



TCEQ
Multi-Media Program

Appendix 7: List of Administrative Orders Issued FY2010

Date Range Selected : 09/01/2009 - 8/31/2010

PGM	Case No.	Respondent Name	TCEQ ID	Docket#	County	Order Date	Penalty Assessed	Penalty Deferred	Payable Amount	SEP Offset
MM	37011	A-1 LUFKIN RENTAL CENTER, INC.	21323	2009-0112-MLM-E	ANGELINA	11/27/2009	\$3,250	\$0	\$1,625	\$1,625
MM	38678	ADDINGTON, BOBBY G II		2009-1823-WOC-E	COLLIN	02/22/2010	\$210	\$0	\$210	\$0
MM	37384	Advanced Environmental Recycling Technologies, Inc.	79047	2009-0432-MLM-E	KIMBLE	03/08/2010	\$9,282	\$1,856	\$7,426	\$0
MM	32138	Aguado Stone Incorporated	78594	2008-1713-MLM-E	WILLIAMSON	10/31/2009	\$41,750	\$0	\$41,750	\$0
MM	35427	ALONSO, JULIO S *	F1992	2008-0317-MLM-E	BEXAR	08/21/2010	\$9,500	\$0	\$9,500	\$0
MM	33180	Arfa & Shifa Business, Inc	F-1927	2007-0560-MLM-E	JEFFERSON	04/25/2010	\$9,495	\$1,899	\$7,596	\$0
MM	38078	Attoyac Construction, LLC		2009-1239-MLM-E	SAN AUGUSTINE	03/08/2010	\$8,750	\$1,750	\$7,000	\$0
MM	35387	Austin Equipment Company, LC	11-05022201	2009-0918-MLM-E	WILLIAMSON	06/18/2010	\$20,250	\$0	\$20,250	\$0
MM	33620	B & M Unclaimed Freight, Inc.		2007-0859-MLM-E	LIMESTONE	11/19/2009	\$12,500	\$0	\$12,500	\$0
MM	38686	BARKER, MAXWELL	WO0027249	2009-1837-WOC-E	BROWN	02/22/2010	\$210	\$0	\$210	\$0
MM	38219	BARRERA, FILIBERTO	SW0004824	2009-1365-WOC-E	CAMERON	11/13/2009	\$210	\$0	\$210	\$0
MM	38558	Bixby Enterprises, Inc.	13-99090103	2009-1693-MLM-E	BEXAR	06/18/2010	\$8,540	\$1,708	\$6,832	\$0
MM	37421	Brady Implement Company		2009-0482-MLM-E	MCCULLOCH	11/13/2009	\$3,925	\$785	\$3,140	\$0
MM	38549	BREAZEALE, DARRELL W		2009-1698-WOC-E	POLK	05/09/2010	\$368	\$73	\$295	\$0
MM	34170	BRICKLE, JOHN R JR	455040171	2007-0874-MLM-E	PARKER	12/03/2009	\$2,100	\$0	\$2,100	\$0
MM	37632	Bryan Iron & Metal, Ltd.	TXR05L476	2009-0107-MLM-E	BRAZOS	08/30/2010	\$8,662	\$0	\$8,662	\$0
MM	36893	BULLARD, RYAN		2009-0842-MLM-E	MARION	10/24/2009	\$10,941	\$0	\$10,941	\$0
MM	37645	BURNS, BECKY B		2009-0756-WOC-E	NAVARRO	09/21/2009	\$210	\$0	\$210	\$0
MM	39009	CANTU, MARTIN	18465	2009-1762-MLM-E	HIDALGO	08/21/2010	\$8,435	\$1,687	\$6,748	\$0
MM	39275	CARL CHILDERS	UNA455160099	2010-0360-MLM-E	LA SALLE	08/21/2010	\$2,156	\$431	\$1,725	\$0
MM	37879	Charles Mullins		2009-0652-MLM-E	KAUFMAN	12/18/2009	\$2,694	\$538	\$2,156	\$0
MM	37478	City of Brady	WQ000471200	2009-0546-MLM-E	MCCULLOCH	10/04/2009	\$3,775	\$0	\$0	\$3,775
MM	37518	City Of Robert Lee	0410002	2009-0625-MLM-E	COKE	10/24/2009	\$11,174	\$0	\$0	\$11,174
MM	319	City of Roma	2140007	2008-0493-MSW-E		10/04/2009	\$27,950	\$0	\$27,950	\$0
MM	37080	CLOUD, ALVIN		2009-0135-MLM-E	GALVESTON	02/17/2010	\$1,580	\$0	\$1,580	\$0
MM	38604	COTTON, CLINTON		2009-1769-OSI-E	COMANCHE	02/07/2010	\$210	\$0	\$210	\$0
MM	36511	Crescent NJK Corporation	104091574	2008-1432-DCL-E	TARRANT	09/21/2009	\$1,270	\$254	\$1,016	\$0
MM	35752	CROUCH, WILLIAM S	102215704	2008-0640-MLM-E	BOWIE	06/18/2010	\$5,432	\$1,086	\$4,346	\$0
MM	37897	CRUCE, MICHAEL W	WW0029900	2009-1035-WOC-E	UPSHUR	10/18/2009	\$210	\$0	\$210	\$0
MM	37470	Dal-Tile Corporation	18330	2009-0559-PST-E	DALLAS	09/21/2009	\$2,527	\$505	\$2,022	\$0
MM	38372	DE LUNA, OSCAR		2009-1516-WOC-E	WILLACY	11/27/2009	\$210	\$0	\$210	\$0
MM	35171	Double Diamond Utilities Co.	1820061	2008-0036-MLM-E	HILL	11/27/2009	\$20,721	\$0	\$20,721	\$0

* There are Multiple Respondent Names associated to this Case No.



TCEQ
Multi-Media Program

Appendix 7: List of Administrative Orders Issued FY2010

Date Range Selected : 09/01/2009 - 8/31/2010

PGM	Case No.	Respondent Name	TCEQ ID	Docket#	County	Order Date	Penalty Assessed	Penalty Deferred	Payable Amount	SEP Offset
MM	34980	Dowd & Sons Automobile Salvage Company, Inc.	28032	2007-1881-MLM-E	NAVARRO	12/18/2009	\$4,673	\$0	\$4,673	\$0
MM	30273	DUNN, JAMES C JR	TXR000073692	2006-0992-DCL-E		09/12/2009	\$3,185	\$0	\$3,185	\$0
MM	39178	DYES, CARL		2010-0273-WOC-E	NACOGDOCHES	08/09/2010	\$210	\$0	\$210	\$0
MM	38044	EVANS, CURTIS		2009-1178-MLM-E	JEFF DAVIS	02/22/2010	\$6,377	\$1,275	\$5,102	\$0
MM	35688	FACHORN, SAMUEL		2008-0578-MLM-E	BURLESON	09/21/2009	\$3,142	\$0	\$3,142	\$0
MM	39512	FLOWERS, BRIAN O	WW0011826	2010-0608-WOC-E	MILAM	08/21/2010	\$210	\$0	\$210	\$0
MM	5765	GABER, VICTORIA *	1840144	2006-0682-MLM-E	PARKER	04/25/2010	\$14,451	\$0	\$14,451	\$0
MM	39734	GARZA, JUAN MARTINEZ		2010-0829-WOC-E	NUECES	08/30/2010	\$210	\$0	\$210	\$0
MM	36087	Genesis Quality Aggregates, Ltd.	84019L001	2008-1026-MLM-E	MAVERICK	09/21/2009	\$5,000	\$0	\$5,000	\$0
MM	35123	Gerald Grimes	TXR000078062	2008-0038-DCL-E	DALLAS	02/17/2010	\$1,537	\$0	\$1,537	\$0
MM	36429	Gilbert Garcia		2008-1380-MLM-E	TRAVIS	11/07/2009	\$9,000	\$0	\$9,000	\$0
MM	38764	GILLOTT, DAVID T		2009-1916-WOC-E	WISE	03/20/2010	\$210	\$0	\$210	\$0
MM	37583	GRANDY, GLEN L JR	43010	2009-0716-MLM-E	BELL	04/11/2010	\$17,706	\$3,541	\$14,165	\$0
MM	38753	Griffin, Teresa		2009-1915-WOC-E	SAN PATRICIO	03/08/2010	\$210	\$0	\$210	\$0
MM	37289	H.H.J., Inc.	TX0115827	2009-0359-MLM-E	MONTGOMERY	01/28/2010	\$11,510	\$2,302	\$9,208	\$0
MM	35332	HORKA, R F		2008-0205-MLM-E	HARDIN	06/26/2010	\$8,500	\$0	\$8,500	\$0
MM	38500	HORN, MICHAEL R	WO0010103	2009-1642-WOC-E	NEWTON	12/18/2009	\$210	\$0	\$210	\$0
MM	38057	Hudspeth County	TXR05Y543	2009-1218-WQ-E	HUDSPETH	10/18/2009	\$700	\$0	\$700	\$0
MM	39331	HUGHES, RODNEY E	WO0009274	2010-0460-WOC-E	LUBBOCK	08/09/2010	\$210	\$0	\$210	\$0
MM	37048	INEOS USA LLC	32164	2009-0089-MLM-E	CALHOUN	02/07/2010	\$34,999	\$0	\$34,999	\$0
MM	38329	Irion County		2009-1422-MLM-E	IRION	03/20/2010	\$1,900	\$380	\$0	\$1,520
MM	38650	Jacinto Enterprises, Inc.	24054	2009-1798-MLM-E	MAVERICK	08/09/2010	\$2,553	\$510	\$2,043	\$0
MM	37807	JACKSON, KENNEN W		2009-0934-WOC-E	LIMESTONE	10/04/2009	\$750	\$150	\$600	\$0
MM	38232	Jim Wells County	UNA455140002	2009-1333-MLM-E	JIM WELLS	08/09/2010	\$2,000	\$0	\$2,000	\$0
MM	35806	JONES, JAMES	455040186	2008-0709-MLM-E	GRAYSON	09/20/2009	\$2,257	\$0	\$2,257	\$0
MM	37850	JUMA PALLETS, INC.	TXR05Y918	2009-0977-MLM-E	EL PASO	11/27/2009	\$3,188	\$637	\$2,551	\$0
MM	38676	KING, JEREMY R	SW0004886	2009-1830-WOC-E	HARRIS	02/22/2010	\$210	\$0	\$210	\$0
MM	38499	KING, LEWIS		2009-1643-WOC-E	WILBARGER	01/28/2010	\$210	\$0	\$210	\$0
MM	37783	L & M Woodwaste Recycling, Inc.	100223	2009-0851-MLM-E	TRAVIS	12/18/2009	\$5,000	\$1,000	\$4,000	\$0
MM	36367	Lee Dry Clean, Inc.	104085550	2008-1263-DCL-E	HARRIS	05/15/2010	\$9,450	\$0	\$9,450	\$0

* There are Multiple Respondent Names associated to this Case No.



Multi-Media Program

Appendix 7: List of Administrative Orders Issued FY2010

Date Range Selected : 09/01/2009 - 8/31/2010

PGM	Case No.	Respondent Name	TCEQ ID	Docket#	County	Order Date	Penalty Assessed	Penalty Deferred	Payable Amount	SEP Offset
MM	37195	LES PERRY DBA BILT RITE PORTABLE BUILDINGS		2009-0226-MLM-E	ORANGE	09/21/2009	\$2,649	\$529	\$2,120	\$0
MM	36191	Linda Forster DBA Furniture Sales, Inc. *		2008-1136-MLM-E	JOHNSON	02/22/2010	\$1,050	\$0	\$1,050	\$0
MM	36596	LOPEZ, ROLANDO		2008-1562-WOC-E	HIDALGO	10/18/2009	\$1,875	\$375	\$1,500	\$0
MM	37707	Manitex, Inc.	81466	2009-0807-MLM-E	WILLIAMSON	12/18/2009	\$11,222	\$2,244	\$8,978	\$0
MM	37003	Marc Lopez dba M & R Aggregates	75790	2009-0088-MLM-E	STARR	02/17/2010	\$32,025	\$0	\$32,025	\$0
MM	38511	McDavid Austin-Acra, L.L.C.	47614	2009-1649-MLM-E	WILLIAMSON	07/11/2010	\$4,359	\$871	\$3,488	\$0
MM	36204	MCPIKE, RUBY		2008-1140-MLM-E	JEFFERSON	01/07/2010	\$8,475	\$0	\$8,475	\$0
MM	38498	MEYERS, JOSEPH M		2009-1644-WOC-E	SAN JACINTO	12/18/2009	\$210	\$0	\$210	\$0
MM	38052	MEYERS, JOSEPH M		2009-1217-OSI-E	SAN JACINTO	10/31/2009	\$210	\$0	\$210	\$0
MM	37777	Michael Arena		2009-0901-OSI-E	HARDIN	10/04/2009	\$210	\$0	\$210	\$0
MM	37825	MICHEL, JUAN		2009-0950-WOC-E	EL PASO	09/21/2009	\$210	\$0	\$210	\$0
MM	38654	Mission Vacuum & Pump Truck Service, Inc.		2009-1813-MLM-E	HIDALGO	06/26/2010	\$3,317	\$663	\$2,654	\$0
MM	35971	Mooney Aircraft Corporation	31211	2008-0882-MLM-E	KERR	04/11/2010	\$5,450	\$1,090	\$4,360	\$0
MM	37041	MOORE, PHYLLIS		2009-0106-MLM-E	MCLENNAN	10/24/2009	\$4,792	\$0	\$4,792	\$0
MM	39246	National Oilwell Varco, L.P.	70895	2010-0324-MSW-E	YOAKUM	08/30/2010	\$25,839	\$5,167	\$20,672	\$0
MM	36204	NELSON, PATRICIA RAMSEY		2009-1438-MLM-E	JEFFERSON	02/07/2010	\$5,975	\$0	\$5,975	\$0
MM	39190	Nueces County Water Control and Improvement District No. 5	TX0054291	2010-0226-MLM-E	NUECES	08/30/2010	\$15,700	\$0	\$15,700	\$0
MM	36893	PARKER, DAVID		2008-1868-MLM-E	MARION	10/24/2009	\$10,941	\$0	\$10,941	\$0
MM	38868	PASSMORE, SCOTT G		2009-2044-WOC-E	PARKER	04/11/2010	\$210	\$0	\$210	\$0
MM	38669	Patrick Billy Whitman		2009-1824-MLM-E	HARDIN	06/04/2010	\$1,984	\$396	\$1,588	\$0
MM	38745	PATTERSON, TOMMY		2009-1900-WOC-E	MCLENNAN	04/25/2010	\$210	\$0	\$210	\$0
MM	35616	Petroleum Wholesale, L.P.	48158	2008-0503-PST-E	WILLIAMSON	09/21/2009	\$6,600	\$0	\$6,600	\$0
MM	38459	POPKO, GREGORY L		2009-1633-WOC-E	DALLAS	04/09/2010	\$376	\$0	\$376	\$0
MM	34991	Rapid Marine Fuels, LLC	83463	2007-1894-MLM-E	EL PASO	04/25/2010	\$6,092	\$0	\$6,092	\$0
MM	34523	Ray Carpenter dba Carpenter Dirt Work	47035	2007-1807-MLM-E	LAMPASAS	12/18/2009	\$4,257	\$0	\$4,257	\$0
MM	37597	REED S. LEHMAN GRAIN, LTD.		2009-0693-MLM-E	BEXAR	02/07/2010	\$1,050	\$0	\$1,050	\$0
MM	37862	RIDLEHUBER, HAROLD	85019	2009-1022-MLM-E	HILL	02/07/2010	\$4,725	\$945	\$3,780	\$0
MM	37297	Road Masters I G LLC	26828	2009-0247-MLM-E	EL PASO	06/26/2010	\$18,350	\$3,670	\$14,680	\$0
MM	37860	RODRIGUEZ, GILBERT SR		2009-1085-MLM-E	ATASCOSA	05/01/2010	\$9,386	\$0	\$9,386	\$0
MM	37098	Roy Smalley		2009-0163-MLM-E	RED RIVER	02/07/2010	\$7,850	\$4,250	\$3,600	\$0

* There are Multiple Respondent Names associated to this Case No.



Multi-Media Program

Appendix 7: List of Administrative Orders Issued FY2010

Date Range Selected : 09/01/2009 - 8/31/2010

PGM	Case No.	Respondent Name	TCEQ ID	Docket#	County	Order Date	Penalty Assessed	Penalty Deferred	Payable Amount	SEP Offset
MM	33620	RUTLEDGE, TOMMY		2007-0859-MLM-E	LIMESTONE	10/31/2009	\$12,500	\$8,900	\$3,600	\$0
MM	38817	S & A Lee Corporation	103970257	2009-1974-DCL-E	GRAYSON	06/26/2010	\$950	\$190	\$760	\$0
MM	38163	Sabine River Authority of Texas	730046	2009-1304-MLM-E	SABINE	01/28/2010	\$1,900	\$380	\$1,520	\$0
MM	37734	Saguaro, Corp.	40237	2009-0831-MLM-E	EL PASO	04/25/2010	\$12,015	\$2,403	\$9,612	\$0
MM	38492	SCHENK, PAUL JR		2009-1699-AGR-E	ARCHER	05/09/2010	\$1,050	\$210	\$840	\$0
MM	38524	SCHLEY, CLARENCE		2009-1725-MLM-E	FAYETTE	04/25/2010	\$2,100	\$420	\$1,680	\$0
MM	39325	SELLERS, AUNIE C		2010-0458-WOC-E	CROSBY	08/09/2010	\$210	\$0	\$210	\$0
MM	35301	Sendero Exteriors, Inc.		2008-0212-WQ-E	DENTON	12/03/2009	\$8,736	\$0	\$8,736	\$0
MM	35255	SSS Construction, LLC		2008-0139-MLM-E	BEXAR	03/08/2010	\$15,000	\$0	\$15,000	\$0
MM	38677	STAILEY, DWAYNE D		2009-1822-WOC-E	COLLIN	02/22/2010	\$210	\$0	\$210	\$0
MM	37570	Tapia Dairy, Inc.	TXG920973	2009-0651-AGR-E	RUNNELS	10/31/2009	\$1,290	\$258	\$1,032	\$0
MM	38797	TAYLOR, CHARLES H	21227	2009-1960-MLM-E	WISE	06/04/2010	\$650	\$130	\$520	\$0
MM	38131	THE J.B. ALLEN COMPANY	24139	2009-1293-MLM-E	ZAVALA	03/08/2010	\$1,895	\$379	\$1,516	\$0
MM	33880	Three Lakes Land Co., L.L.C.	455150134	2007-1075-MLM-E	CAMERON	01/28/2010	\$40,250	\$36,650	\$3,600	\$0
MM	37782	Tom Dye, Contractor, LLC	11-07111901	2009-0903-MLM-E	HAYS	04/25/2010	\$4,235	\$0	\$4,235	\$0
MM	35836	TRUESTATES, LLC	11-97010304	2008-0702-MLM-E	TRAVIS	10/18/2009	\$8,500	\$0	\$8,500	\$0
MM	36433	US Department of the Army *		2008-1265-WQ-E	BELL	10/18/2009	\$2,444	\$0	\$2,444	\$0
MM	36653	US Ecology Texas, Inc.	50052	2008-0355-MLM-E	NUECES	10/18/2009	\$92,650	\$18,530	\$37,060	\$37,060
MM	38058	VANDERPOOL, WESLEY		2009-1261-MLM-E	STARR	02/22/2010	\$1,020	\$204	\$816	\$0
MM	35750	Weirich Brothers, L.P.	KG0017H	2008-0642-MLM-E	KIMBLE	11/29/2009	\$10,795	\$0	\$10,795	\$0
MM	38768	Westgate Homes, Inc.		2009-1923-MLM-E	HOOD	08/09/2010	\$3,545	\$709	\$2,836	\$0
MM	37693	WILLIAMS, FRED S JR		2009-0794-WOC-E	COLLIN	10/04/2009	\$210	\$0	\$210	\$0
MM	39906	WILLIAMSON, LAVERN		2010-1030-WOC-E	PARKER	08/30/2010	\$210	\$0	\$210	\$0
MM	38177	WILSON, RANDY		2009-1345-WOC-E	HARRIS	11/13/2009	\$210	\$0	\$210	\$0
MM	38332	Y S H CORPORATION	103953626	2009-1421-DCL-E	TARRANT	06/04/2010	\$8,187	\$1,635	\$6,552	\$0
MM	38229	ZAVALA, PATRICK D		2009-1382-WOC-E	DICKENS	11/13/2009	\$210	\$0	\$210	\$0
MM Orders Issued: 118						Total:	\$814,836	\$113,565	\$646,117	\$55,154
Total Orders Issued : 1,640						GrandTotal:	\$17,081,898	\$2,213,893	\$11,309,521	\$3,558,484

* There are Multiple Respondent Names associated to this Case No.

Appendix 8: List of SEP's & SEP Projects - FY2010

Single Program

Date Range Selected : 09/01/2009 - 08/31/2010

PGM	Case No.	Respondent Name	Effective Date	Ratio	Assessed Amt	Deferred Amt	Payable Amt	SEP Cost	SEP Offset
AQ	38895	The Lubrizol Corporation	06/26/2010	1.00:1	8,970.00	1,794.00	3,588.00	3,588.00	3,588.00
		POLLUTION PREVENTION	The Respondent shall contribute the SEP Offset Amount to the Third-Party Recipient named above. The contribution will be to Houston Regional Monitoring Corporation for the HRMC Houston Area Air Monitoring to be used as set forth in an agreement between the Third-Party Recipient and the TCEQ. SEP funds will be used to supplement existing operation of a network of ambient air monitoring stations (designated HRM Sites 1, 3, 4, 7, 8, 10, Wallisville, and Lynchburg Ferry) that continuously measure and record concentrations of ambient air pollutants. Specifically, SEP Funds will be used to operate, maintain, and potentially expand portions of the existing ambient air quality monitoring network in the Houston area in order to continue to provide information on data quality and trends to the public, TCEQ, and industry representatives. SEP Funds may be used to operate a single monitoring site or multiple sites contingent upon the amount of SEP funds provided. All dollars contributed will be used solely for the direct cost of the project and no portion will be spent on administrative costs. The SEP will be done in accordance with all federal, state and local environmental laws and regulations.					3,588.00	3,588.00
AQ	38577	DCP Midstream, LP	04/11/2010	1.00:1	5,355.00	1,071.00	2,142.00	2,142.00	2,142.00
		POLLUTION PREVENTION	The Respondent shall contribute to the SEP offset amount to the Third-Party Recipient named above. The contribution will be to Texas Association of Resource Conservation and Development Areas, Inc. to be used for the RC&D Abandoned Tire Clean-Up Program as set forth in an agreement between the Third-Party Recipient and the TCEQ. Specifically, the contribution will be used to clean-up sites where tires have been disposed of illegally. Eligible sites will be limited to those where a responsible party cannot be found and where reasonable efforts have been made to prevent the dumping. SEP monies will be used to pay for the direct cost of collecting and disposing of tires. All dollars contributed will be used solely for the direct cost of the project and no portion will be spent on administrative costs. The SEP will be done in accordance with all federal, state and local environmental laws and regulations.					2,142.00	2,142.00
AQ	37290	Jeld-Wen, Inc.	10/04/2009	1.00:1	5,500.00	1,100.00	2,200.00	2,200.00	2,200.00
		POLLUTION PREVENTION	The Respondent shall contribute to the Third-Party Recipient pursuant to the agreement between the Third-Party Recipient and the TCEQ. Specifically, the contribution will be used to aid local school districts, area transit agencies, and local governments in need of funding assistance to pay for the cost of the following activities to reduce emissions: 1) replacing older diesel buses with alternative fuelled or clean diesel buses; or 2) retrofitting older diesel buses with new, cleaner technology. The funds will be disbursed on a needs-rated basis, using non-attainment area status, condition of buses, and economic status of the recipient as possible rating factors if competition for the funds exists. To maximize funds, retrofitting will take priority over replacement of buses. Older buses deemed not suitable for retrofitting will be permanently retired and sold only for scrap. Acceptable retrofit technologies include particulate matter traps, diesel particulate matter filters, nitrogen oxides (NOx) reduction catalyst technology in combination with diesel particulate filters, and other emission control technologies that are developed and approved by the United States Environmental Protection Agency ("EPA") or the California Air Resources Board.					2,200.00	2,200.00

* There are Multiple Respondent Names associated to this Case No.

Appendix 8: List of SEP's & SEP Projects - FY2010

Single Program

AQ	38794	E. I. du Pont de Nemours and Company	07/11/2010	1.00:1	40,000.00	8,000.00	16,000.00	16,000.00	16,000.00
		POLLUTION PREVENTION	The Respondent shall contribute the SEP Offset Amount to the Third-Party Recipient named above. The contribution will be to Texas PTA for the Texas PTA Clean School Bus Program as set forth in an agreement between the Third-Party Recipient and the TCEQ. Specifically, the contribution will be used to reimburse local school districts for the cost of the following activities to reduce emissions: 1) replacing older diesel buses with alternative fueled or clean diesel buses; or 2) retrofitting older diesel buses with new, cleaner technology. All dollars contributed will be used solely for the direct cost of the project and no portion will be spent on administrative costs. The SEP will be done in accordance with all federal, state and local environmental laws and regulations.				16,000.00	16,000.00	
AQ	38484	Occidental Permian Ltd.	05/09/2010	1.00:1	9,000.00	1,800.00	3,600.00	3,600.00	3,600.00
		POLLUTION PREVENTION	The Respondent shall contribute to the SEP offset amount to the Third-Party Recipient named above. The contribution will be to Texas Association of Resource Conservation and Development Areas, Inc. to be used for the RC&D Abandoned Tire Clean-Up Program as set forth in an agreement between the Third-Party Recipient and the TCEQ. Specifically, the contribution will be used to clean-up sites where tires have been disposed of illegally. Eligible sites will be limited to those where a responsible party cannot be found and where reasonable efforts have been made to prevent the dumping. SEP monies will be used to pay for the direct cost of collecting and disposing of tires. All dollars contributed will be used solely for the direct cost of the project and no portion will be spent on administrative costs. The SEP will be done in accordance with all federal, state and local environmental laws and regulations.				3,600.00	3,600.00	
AQ	38769	OTAL PETROCHEMICALS USA INC.	07/11/2010	1.00:1	38,300.00	7,660.00	15,320.00	15,320.00	15,320.00
		POLLUTION PREVENTION	The Respondent shall contribute the SEP Amount to the Third-Party Recipient named above. The contribution will be Southeast Texas Regional Planning Commission to be used for the Southeast Texas Regional Air Monitoring Network Ambient Air Monitoring Station as set forth in agreement between the Third-Party Recipient and the TCEQ. Specifically, the contribution will be used to install, operate, and maintain a stationary ambient air monitoring station in the vicinity of Memorial High School Ninth Grade Campus. The station will employ canister sampling, a hydrocarbon analyzer, and/or a chromatograph. Ancillary equipment will include a sample conditioning system, a ten meter meteorological tower, a climate controlled equipment shelter, a remote communications system, and have electronic data logging capabilities. The station will continuously sample and analyze the ambient air for a wide range of hydrocarbon species in accordance with Environmental Protection Agency's recommended "TO-14" list. SEP monies will be used for the cost of purchasing, installing, operating, and maintaining the air monitoring station along with its ancillary equipment.				15,320.00	15,320.00	
AQ	37477	Chevron Phillips Chemical Company, LP	11/13/2009	1.00:1	10,245.00	2,049.00	4,098.00	4,098.00	4,098.00

* There are Multiple Respondent Names associated to this Case No.

Appendix 8: List of SEP's & SEP Projects - FY2010

Single Program

POLLUTION PREVENTION		<p>The Respondent shall contribute to the Third-Party Recipient pursuant to the agreement between the Third-Party Recipient and the TCEQ. Specifically, the contribution will be used to aid local school districts, area transit agencies, and local governments in need of funding assistance to pay for the cost of the following activities to reduce emissions: 1) replacing older diesel buses with alternative fuelled or clean diesel buses; or 2) retrofitting older diesel buses with new, cleaner technology. The funds will be disbursed on a needs-rated basis, using non-attainment area status, condition of buses, and economic status of the recipient as possible rating factors if competition for the funds exists. To maximize funds, retrofitting will take priority over replacement of buses. Older buses deemed not suitable for retrofitting will be permanently retired and sold only for scrap.</p> <p>Acceptable retrofit technologies include particulate matter traps, diesel particulate matter filters, nitrogen oxides (NOx) reduction catalyst technology in combination with diesel particulate filters, and other emission control technologies that are developed and approved by the United States Environmental Protection Agency ("EPA") or the California Air Resources Board.</p>					4,098.00	4,098.00	
AQ	38909	OTAL PETROCHEMICALS USA INC.	08/09/2010	1.00:1	38,800.00	7,760.00	15,520.00	15,520.00	15,520.00
POLLUTION PREVENTION		<p>The Respondent shall contribute the SEP Amount to the Third-Party Recipient named above. The contribution will be Southeast Texas Regional Planning Commission to be used for the Southeast Texas Regional Air Monitoring Network Ambient Air Monitoring Station as set forth in agreement between the Third-Party Recipient and the TCEQ. Specifically, the contribution will be used to install, operate, and maintain a stationary ambient air monitoring station in the vicinity of Memorial High School Ninth Grade Campus. The station will employ canister sampling, a hydrocarbon analyzer, and/or a chromatograph. Ancillary equipment will include a sample conditioning system, a ten meter meteorological tower, a climate controlled equipment shelter, a remote communications system, and have electronic data logging capabilities. The station will continuously sample and analyze the ambient air for a wide range of hydrocarbon species in accordance with Environmental Protection Agency's recommended "TO-14" list. SEP monies will be used for the cost of purchasing, installing, operating, and maintaining the air monitoring station along with its ancillary equipment.</p>					15,520.00	15,520.00	
AQ	37498	Southern Union Gas Services, Ltd.	11/27/2009	1.00:1	22,794.00	4,558.00	9,118.00	9,118.00	9,118.00

* There are Multiple Respondent Names associated to this Case No.

Appendix 8: List of SEP's & SEP Projects - FY2010

Single Program

POLLUTION PREVENTION	<p>The Respondent shall contribute to the Third-Party Recipient pursuant to the agreement between the Third-Party Recipient and the TCEQ. Specifically, the contribution will be used to aid local school districts, area transit agencies, and local governments in need of funding assistance to pay for the cost of the following activities to reduce emissions: 1) replacing older diesel buses with alternative fuelled or clean diesel buses; or 2) retrofitting older diesel buses with new, cleaner technology. The funds will be disbursed on a needs-rated basis, using non-attainment area status, condition of buses, and economic status of the recipient as possible rating factors if competition for the funds exists. To maximize funds, retrofitting will take priority over replacement of buses. Older buses deemed not suitable for retrofitting will be permanently retired and sold only for scrap.</p> <p>Acceptable retrofit technologies include particulate matter traps, diesel particulate matter filters, nitrogen oxides (NOx) reduction catalyst technology in combination with diesel particulate filters, and other emission control technologies that are developed and approved by the United States Environmental Protection Agency ("EPA") or the California Air Resources Board.</p>	9,118.00	9,118.00
----------------------	--	----------	----------

AQ	37907	Motiva Enterprises LLC	06/18/2010	1.00:1	312,272.00	62,454.00	124,909.00	124,909.00	124,909.00
		POLLUTION PREVENTION	<p>The Respondent shall contribute the SEP Offset Amount to the Third-Party Recipient named above. The contribution will be to Texas PTA for the Texas PTA Clean School Bus Program as set forth in an agreement between the Third-Party Recipient and the TCEQ. Specifically, the contribution will be used to reimburse local school districts for the cost of the following activities to reduce emissions: 1) replacing older diesel buses with alternative fuelled or clean diesel buses; or 2) retrofitting older diesel buses with new, cleaner technology. All dollars contributed will be used solely for the direct cost of the project and no portion will be spent on administrative costs. The SEP will be done in accordance with all federal, state and local environmental laws and regulations.</p>				94,909.00	94,909.00	
		POLLUTION PREVENTION	<p>Performing Party shall: 1) retire current diesel powered or gasoline-powered vehicles and equipment and replace those vehicles and equipment with alternative-fueled or low-emission vehicles or equipment; 2) convert current vehicles and equipment to alternative-fueled vehicles or equipment; or 3) retrofit current gasoline-powered and diesel-powered vehicles and equipment to decrease emissions from those sources. SEP Funds may only be used for: 1) the incremental costs of purchase of alternative-fueled or lower emission vehicles or equipment or retrofit of existing vehicles or equipment; 2) the incremental cost of purchase of alternative fuels versus regular gasoline or diesel fuels; or 3) other direct expenses authorized in advance and in writing by TCEQ. The Respondent certifies that there is no prior commitment to do this project and that it is being performed solely in an effort to settle this enforcement action.</p>				20,000.00	20,000.00	
		POLLUTION PREVENTION	<p>The Respondent shall contribute to the Third-Party Recipient pursuant to the agreement between the Third-Party Recipient and the TCEQ. Performing Party shall use SEP Funds to perform energy efficiency upgrades on public buildings and infrastructure. Specifically, SEP Funds may only be used for: 1) the costs of conducting energy efficiency audits; 2) the incremental costs for construction or implementation of energy-efficiency upgrades (versus the costs of non-energy efficiency upgrades); 3) the incremental costs of purchasing of equipment or appliances that are more energy-efficient (versus the costs of purchasing energy efficient equipment or appliances); or 4) other direct costs authorized in advance by TCEQ.</p>				10,000.00	10,000.00	

* There are Multiple Respondent Names associated to this Case No.

Appendix 8: List of SEP's & SEP Projects - FY2010

Single Program

AQ	37883	E. I. du Pont de Nemours and Company	02/07/2010	1.00:1	9,350.00	1,870.00	3,740.00	3,740.00	3,740.00
		POLLUTION PREVENTION	The Respondent shall contribute the SEP Offset Amount to the Third-Party Recipient named above. The contribution will be to Texas PTA for the Clean School Bus Program as set forth in an agreement between the Third-Party Recipient and the TCEQ. Specifically, the contribution will be used to reimburse local school districts for the cost of the following activities to reduce emissions: 1) replacing older diesel buses with alternative fuelled or clean diesel buses; or 2) retrofitting older diesel buses with new, cleaner technology. All dollars contributed will be used solely for the direct cost of the project and no portion will be spent on administrative costs. The SEP will be done in accordance with all federal, state and local environmental laws and regulations.					3,740.00	3,740.00
AQ	38457	TIN Inc.	04/11/2010	1.00:1	5,877.00	1,175.00	2,351.00	2,351.00	2,351.00
		POLLUTION PREVENTION	The Respondent shall contribute to the SEP offset amount to the Third-Party Recipient named above. The contribution will be to Texas Association of Resource Conservation and Development Areas, Inc. to be used for the RC&D Abandoned Tire Clean-Up Program as set forth in an agreement between the Third-Party Recipient and the TCEQ. Specifically, the contribution will be used to clean-up sites where tires have been disposed of illegally. Eligible sites will be limited to those where a responsible party cannot be found and where reasonable efforts have been made to prevent the dumping. SEP monies will be used to pay for the direct cost of collecting and disposing of tires. All dollars contributed will be used solely for the direct cost of the project and no portion will be spent on administrative costs. The SEP will be done in accordance with all federal, state and local environmental laws and regulations.					2,351.00	2,351.00
AQ	38922	Exxon Mobil Corporation	08/30/2010	1.00:1	50,000.00	0.00	25,000.00	25,000.00	25,000.00
		POLLUTION PREVENTION	The Respondent shall contribute the SEP Offset Amount to the Third-Party Recipient named above. The contribution will be to Houston Regional Monitoring Corporation for the HRMC Houston Area Air Monitoring to be used as set forth in an agreement between the Third-Party Recipient and the TCEQ. SEP funds will be used to supplement existing operation of a network of ambient air monitoring stations (designated HRM Sites 1, 3, 4, 7, 8, 10, Wallisville, and Lynchburg Ferry) that continuously measure and record concentrations of ambient air pollutants. Specifically, SEP Funds will be used to operate, maintain, and potentially expand portions of the existing ambient air quality monitoring network in the Houston area in order to continue to provide information on data quality and trends to the public, TCEQ, and industry representatives. SEP Funds may be used to operate a single monitoring site or multiple sites contingent upon the amount of SEP funds provided. All dollars contributed will be used solely for the direct cost of the project and no portion will be spent on administrative costs. The SEP will be done in accordance with all federal, state and local environmental laws and regulations.					25,000.00	25,000.00
AQ	37430	OTAL PETROCHEMICALS USA INC.	10/04/2009	1.00:1	9,475.00	1,895.00	3,790.00	3,790.00	3,790.00

* There are Multiple Respondent Names associated to this Case No.

Appendix 8: List of SEP's & SEP Projects - FY2010

Single Program

	POLLUTION PREVENTION	Performing Party shall: 1) retire current diesel powered or gasoline-powered vehicles and equipment and replace those vehicles and equipment with alternative-fueled or low-emission vehicles or equipment; 2) convert current vehicles and equipment to alternative-fueled vehicles or equipment; or 3) retrofit current gasoline-powered and diesel-powered vehicles and equipment to decrease emissions from those sources. SEP Funds may only be used for: 1) the incremental costs of purchase of alternative-fueled or lower emission vehicles or equipment or retrofit of existing vehicles or equipment; 2) the incremental cost of purchase of alternative fuels versus regular gasoline or diesel fuels; or 3) other direct expenses authorized in advance and in writing by TCEQ. The Respondent certifies that there is no prior commitment to do this project and that it is being performed solely in an effort to settle this enforcement action.	3,790.00	3,790.00					
AQ	37304	INVISTA S.a r.l.	10/18/2009	1.00:1	5,356.00	1,071.00	2,143.00	2,142.00	2,142.00
	POLLUTION PREVENTION	The Respondent shall contribute to the Third-Party Recipient pursuant to the agreement between the Third-Party Recipient and the TCEQ. Specifically, the contribution will be used to aid local school districts, area transit agencies, and local governments in need of funding assistance to pay for the cost of the following activities to reduce emissions: 1) replacing older diesel buses with alternative fuelled or clean diesel buses; or 2) retrofitting older diesel buses with new, cleaner technology. The funds will be disbursed on a needs-rated basis, using non-attainment area status, condition of buses, and economic status of the recipient as possible rating factors if competition for the funds exists. To maximize funds, retrofitting will take priority over replacement of buses. Older buses deemed not suitable for retrofitting will be permanently retired and sold only for scrap. Acceptable retrofit technologies include particulate matter traps, diesel particulate matter filters, nitrogen oxides (NOx) reduction catalyst technology in combination with diesel particulate filters, and other emission control technologies that are developed and approved by the United States Environmental Protection Agency ("EPA") or the California Air Resources Board.	2,142.00	2,142.00					
AQ	37937	Oxy Vinyls, LP	03/08/2010	1.00:1	24,850.00	0.00	12,425.00	12,425.00	12,425.00
	POLLUTION PREVENTION	Performing Party shall use SEP Funds to operate, maintain, and potentially expand portions of the existing Houston Regional Monitoring Corporation Ambient Air Quality Monitoring Network in the Houston area in order to continue to provide information on data quality and trends to the public, TCEQ, and industry representatives. SEP funds may be used to operate a single monitoring site or multiple sites contingent upon the amount of SEP funds provided.	12,425.00	12,425.00					
AQ	37228	Rohm and Haas Texas Incorporated	09/21/2009	1.00:1	59,700.00	11,940.00	23,880.00	23,880.00	23,880.00
	POLLUTION PREVENTION	Performing Party shall use SEP Funds to operate, maintain, and potentially expand portions of the existing Houston Regional Monitoring Corporation Ambient Air Quality Monitoring Network in the Houston area in order to continue to provide information on data quality and trends to the public, TCEQ, and industry representatives. SEP funds may be used to operate a single monitoring site or multiple sites contingent upon the amount of SEP funds provided. The Respondent certifies that there is no prior commitment to do this project and that it is being performed solely in an effort to settle this enforcement action.	23,880.00	23,880.00					
AQ	35824	Exxon Mobil Corporation	03/20/2010	1.00:1	30,000.00	0.00	15,000.00	15,000.00	15,000.00

* There are Multiple Respondent Names associated to this Case No.

Appendix 8: List of SEP's & SEP Projects - FY2010

Single Program

	POLLUTION PREVENTION	SEP funds will be used to supplement existing operation of a network of ambient air monitoring stations that continuously measure and record concentrations of ambient air pollutants. Specifically, SEP Funds will be used to operate, maintain, and potentially expand portions of the existing ambient air quality monitoring network in the Houston area in order to continue to provide information on data quality and trends to the public, TCEQ, and industry representatives.	15,000.00	15,000.00					
AQ	37445	TPC Group LLC	10/18/2009	1.00:1	10,200.00	2,040.00	4,080.00	4,080.00	4,080.00
	POLLUTION PREVENTION	The Respondent shall contribute the SEP Offset Amount to the Third-Party Recipient named above. The contribution will be to Texas PTA for the Clean School Bus Program in Texas Air Quality Control Region 106 as set forth in an agreement between the Third-Party Recipient and the TCEQ. Specifically, the contribution will be used to reimburse local school districts for the cost of the following activities to reduce emissions: 1) replacing older diesel buses with alternative fuelled or clean diesel buses; or 2) retrofitting older diesel buses with new, cleaner technology. All dollars contributed will be used solely for the direct cost of the project and no portion will be spent on administrative costs. The SEP will be done in accordance with all federal, state and local environmental laws and regulations	4,080.00	4,080.00					
AQ	37780	Huntsman Petrochemical Corporation	03/20/2010	1.00:1	68,725.00	13,745.00	27,490.00	27,490.00	27,490.00
	POLLUTION PREVENTION	The Respondent shall contribute the SEP Amount to the Third-Party Recipient pursuant to the agreement between the Third-Party Recipient and the TCEQ. Specifically, the contribution will be used to install, operate, and maintain a stationary ambient air monitoring station in the vicinity of Memorial High School Ninth Grade Campus. The station will employ canister sampling, a hydrocarbon analyzer, and/or a chromatograph. Ancillary equipment will include a sample conditioning system, a ten meter meteorological tower, a climate controlled equipment shelter, a remote communications system, and have electronic data logging capabilities. The station will continuously sample and analyze the ambient air for a wide range of hydrocarbon species in accordance with Environmental Protection Agency's recommended "TO-14" list. SEP monies will be used for the cost of purchasing, installing, operating, and maintaining the air monitoring station along with its ancillary equipment.	27,490.00	27,490.00					
AQ	38325	Robroy Industries-Texas, L. P.	04/25/2010	1.00:1	26,250.00	5,250.00	10,500.00	10,500.00	10,500.00
	POLLUTION PREVENTION	The Respondent shall contribute to the SEP offset amount to the Third-Party Recipient named above. The contribution will be to Texas Association of Resource Conservation and Development Areas, Inc. to be used for the RC&D Abandoned Tire Clean-Up Program as set forth in an agreement between the Third-Party Recipient and the TCEQ. Specifically, the contribution will be used to clean-up sites where tires have been disposed of illegally. Eligible sites will be limited to those where a responsible party cannot be found and where reasonable efforts have been made to prevent the dumping. SEP monies will be used to pay for the direct cost of collecting and disposing of tires. All dollars contributed will be used solely for the direct cost of the project and no portion will be spent on administrative costs. The SEP will be done in accordance with all federal, state and local environmental laws and regulations.	10,500.00	10,500.00					
AQ	37334	Chevron Phillips Chemical Company, LP	09/21/2009	1.00:1	25,000.00	5,000.00	10,000.00	10,000.00	10,000.00

* There are Multiple Respondent Names associated to this Case No.

Appendix 8: List of SEP's & SEP Projects - FY2010

Single Program

	POLLUTION PREVENTION	The Respondent shall contribute the SEP Offset Amount to the Third-Party Recipient named above. The contribution will be to Texas PTA for the Clean School Bus Program in Texas Air Quality Control Region 211 as set forth in an agreement between the Third-Party Recipient and the TCEQ. Specifically, the contribution will be used to reimburse local school districts for the cost of the following activities to reduce emissions: 1) replacing older diesel buses with alternative fuelled or clean diesel buses; or 2) retrofitting older diesel buses with new, cleaner technology. All dollars contributed will be used solely for the direct cost of the project and no portion will be spent on administrative costs. The SEP will be done in accordance with all federal, state and local environmental laws and regulations.	10,000.00	10,000.00					
AQ	37462	Vopak Terminal Deer Park, Inc.	10/04/2009	1.00:1	7,200.00	1,440.00	2,880.00	2,880.00	2,880.00
	POLLUTION PREVENTION	Performing Party shall use SEP Funds to operate, maintain, and potentially expand portions of the existing Houston Regional Monitoring Corporation Ambient Air Quality Monitoring Network in the Houston area in order to continue to provide information on data quality and trends to the public, TCEQ, and industry representatives. SEP funds may be used to operate a single monitoring site or multiple sites contingent upon the amount of SEP funds provided.					2,880.00	2,880.00	
AQ	38530	Flint Hills Resources, LP	06/26/2010	1.00:1	52,054.00	10,410.00	20,822.00	20,822.00	20,822.00
	POLLUTION REDUCTION	The Respondent shall contribute the SEP Amount to the Third-Party Recipient named above. The contribution will be Southeast Texas Regional Planning Commission to be used for the West Port Arthur Home Energy Efficiency Program as set forth in agreement between the Third-Party Recipient and the TCEQ. Specifically, the Performing Party shall use SEP Funds to assist low-income residents in the West Port Arthur area by: 1) conducting home energy audits; 2) weatherizing homes to improve energy efficiency; and/or 3) repairing or replacing heating/cooling systems and major appliances with new, energy-efficient equipment. Weatherizing homes may include costs of caulking openings as well as insulating walls, floors, and attics in homes. Any heating/cooling systems or major appliances that are replaced must be scrapped and must not be reused in any way. Performing Party shall use consistent and reliable criteria for determining the low-income status of residents assisted with SEP Funds.					20,822.00	20,822.00	
AQ	37213	Valero Refining-Texas, L.P.	09/21/2009	1.00:1	24,484.00	0.00	12,242.00	12,242.00	12,242.00
	POLLUTION PREVENTION	The Respondent shall contribute to the Third-Party Recipient pursuant to the agreement between the Third-Party Recipient and the TCEQ. Performing Party is undertaking the acquisition and development of a 162-acre nature park and the construction of a nature center on the shores of Oso Bay. The Oso Conservation Interpretive Park will include a 15,270 square-foot nature center building, interpretive trails, and significant habitat for wildlife. Performing Party shall develop the nature center to the U.S. Green Building Council's LEED (Leadership in Energy and Environmental Design (LEED) Green Building Rating System) standards. For example, the nature center will use photovoltaic panels to supply electricity, solar panels to heat water, and energy saving measures such as industrial light tubes to supply daytime lighting to classrooms and heat pumps to supply cooling and heating.					12,242.00	12,242.00	
AQ	38348	ConocoPhillips Company	03/20/2010	1.00:1	10,000.00	0.00	5,000.00	5,000.00	5,000.00

* There are Multiple Respondent Names associated to this Case No.

Appendix 8: List of SEP's & SEP Projects - FY2010

Single Program

	POLLUTION PREVENTION	The Respondent shall contribute the SEP Offset Amount to the Third-Party Recipient named above. The contribution will be to Texas PTA for the Texas PTA Clean School Bus Program as set forth in an agreement between the Third-Party Recipient and the TCEQ. Specifically, the contribution will be used to reimburse local school districts for the cost of the following activities to reduce emissions: 1) replacing older diesel buses with alternative fueled or clean diesel buses; or 2) retrofitting older diesel buses with new, cleaner technology. All dollars contributed will be used solely for the direct cost of the project and no portion will be spent on administrative costs. The SEP will be done in accordance with all federal, state and local environmental laws and regulations.	5,000.00	5,000.00					
AQ	37553	TPC Group LLC	02/07/2010	1.00:1	63,140.00	0.00	31,570.00	31,570.00	31,570.00
	POLLUTION PREVENTION	Performing Party shall use SEP Funds to operate, maintain, and potentially expand portions of the existing Houston Regional Monitoring Corporation Ambient Air Quality Monitoring Network in the Houston area in order to continue to provide information on data quality and trends to the public, TCEQ, and industry representatives. SEP funds may be used to operate a single monitoring site or multiple sites contingent upon the amount of SEP funds provided.	31,570.00	31,570.00					
AQ	37603	Southern Crushed Concrete, LLC	03/08/2010	1.00:1	65,662.00	13,131.00	26,266.00	26,265.00	26,265.00
	POLLUTION PREVENTION	The Respondent will contribute to Houston-Galveston AERCO's Clean Cities/Clean Vehicles Program. The contribution will be used in accordance with the Supplemental Environmental Project Agreement between the Houston-Galveston AERCO and the Texas Commission on Environmental Quality. SEP monies will be used to aid local school districts and area transit agencies in reaching local match requirements mandated by the Federal Highway Administration's ("FHWA") Congestion Mitigation/Air Quality funding program. SEP monies will be disbursed to school districts and transit agencies in need of funding assistance in the Houston-Galveston non-attainment area. Those SEP monies will be used exclusively by the school districts and transit agencies as supplements to meet the local match requirements of the EPA. SEP monies will be used to pay for the cost of replacing older diesel buses with alternative fueled or clean diesel buses. The old buses will be permanently retired and only sold for scrap. The schools and transit agencies will also use the SEP monies to retrofit more buses to reduce emissions. Houston-Galveston AERCO will send the TCEQ verification in the form of paid invoices and other documentation to show that the retrofits were completed. Retrofit technologies include particulate matter traps, diesel particulate matter filters, NOx reduction catalyst technology in combination with diesel particulate filters, and other emission control technologies that are developed and approved by EPA or the California Air Resources Board.	26,265.00	26,265.00					
AQ	38156	Valero Refining-Texas, L.P.	01/28/2010	1.00:1	10,000.00	2,000.00	4,000.00	4,000.00	4,000.00
	POLLUTION PREVENTION	The Respondent shall contribute to the Third-Party Recipient pursuant to the agreement between the Third-Party Recipient and the TCEQ. Specifically, the contribution will be used to aid local school districts, area transit agencies, and local governments in need of funding assistance to pay for the cost of the following activities to reduce emissions: 1) replacing older diesel buses with alternative fuelled or clean diesel buses; or 2) retrofitting older diesel buses with new, cleaner technology. The funds will be disbursed on a needs-rated basis, using non-attainment area status, condition of buses, and economic status of the recipient as possible rating factors if competition for the funds exists. To maximize funds, retrofitting will take priority over replacement of buses. Older buses deemed not suitable for retrofitting will be permanently retired and sold only for scrap.	4,000.00	4,000.00					

* There are Multiple Respondent Names associated to this Case No.

Appendix 8: List of SEP's & SEP Projects - FY2010

Single Program

AQ	38534	Exxon Mobil Corporation	04/25/2010	1.00:1	40,000.00	8,000.00	16,000.00	16,000.00	16,000.00
		POLLUTION PREVENTION	The Respondent shall contribute the SEP offset amount to the Third-Party Recipient named above. The Contribution will be to Houston Regional Monitoring Corporation for the Houston Area Monitoring program as set forth in an agreement between the Third-Party Recipient and the TCEQ. Performing Party shall use SEP Funds to operate, maintain, and potentially expand portions of the existing Houston Regional Monitoring Corporation Ambient Air Quality Monitoring Network in the Houston area in order to continue to provide information on data quality and trends to the public, TCEQ, and industry representatives. SEP funds may be used to operate a single monitoring site or multiple sites contingent upon the amount of SEP funds provided.				16,000.00	16,000.00	
AQ	38635	Shell Chemical LP	06/18/2010	1.00:1	10,000.00	2,000.00	4,000.00	4,000.00	4,000.00
		POLLUTION PREVENTION	The Respondents shall contribute the SEP offset amount to the Third-Party Recipient named above. The Contribution will be to Houston Regional Monitoring Corporation for the Houston Area Monitoring program as set forth in an agreement between the Third-Party Recipient and the TCEQ. Performing Party shall use SEP Funds to operate, maintain, and potentially expand portions of the existing Houston Regional Monitoring Corporation Ambient Air Quality Monitoring Network in the Houston area in order to continue to provide information on data quality and trends to the public, TCEQ, and industry representatives. SEP funds may be used to operate a single monitoring site or multiple sites contingent upon the amount of SEP funds provided.				4,000.00	4,000.00	
AQ	37210	E. I. du Pont de Nemours and Company	10/04/2009	1.00:1	14,178.00	2,835.00	5,672.00	5,671.00	5,671.00
		POLLUTION PREVENTION	The Respondent shall contribute to the Third-Party Recipient pursuant to the agreement between the Third-Party Recipient and the TCEQ. Specifically, the Third-Party Recipient will contribute to Jefferson County for its Retrofit/Replacement of Heavy Equipment and Vehicles with Alternative Fueled Equipment and Vehicles. Specifically, the contribution will be used to purchase alternative fueled equipment such as propane or electric powered lawn mowers, propane powered light duty and heavy equipment, and alternative fueled vehicles and retire diesel and gasoline powered equipment and vehicles. Jefferson County will also convert current equipment and vehicles to alternative fueled equipment in order to lower emissions. All dollars contributed will be used solely for the direct cost of the project and no portion will be spent on administrative costs. The SEP will be done in accordance with all federal, state and local environmental laws and regulations.				5,671.00	5,671.00	
AQ	37432	The Premcor Refining Group Inc.	03/20/2010	1.00:1	24,750.00	0.00	12,375.00	12,375.00	12,375.00
		POLLUTION REDUCTION	Conduct home energy audits and to assist low income residents in the West Port Arthur area in improving their homes' energy efficiency such as by caulking, weatherizing, insulating, and replacing heating and cooling systems and major appliances with new, energy efficient equipment.				12,375.00	12,375.00	
AQ	36471	Alcoa, Inc.	01/28/2010	1.00:1	19,655.00	0.00	9,828.00	9,827.00	9,827.00

* There are Multiple Respondent Names associated to this Case No.

Appendix 8: List of SEP's & SEP Projects - FY2010

Single Program

	POLLUTION PREVENTION	The Respondent shall contribute the SEP Offset Amount to the Third-Party Recipient named above. The contribution will be to Texas PTA for the Clean School Bus Program as set forth in an agreement between the Third-Party Recipient and the TCEQ. Specifically, the contribution will be used to reimburse local school districts for the cost of the following activities to reduce emissions: 1) replacing older diesel buses with alternative fuelled or clean diesel buses; or 2) retrofitting older diesel buses with new, cleaner technology.	9,827.00	9,827.00					
AQ	38071	ExxonMobil Oil Corporation	03/08/2010	1.00:1	5,000.00	1,000.00	2,000.00	2,000.00	2,000.00
	POLLUTION PREVENTION	The Respondent shall contribute the SEP Amount to the Third-Party Recipient pursuant to the agreement between the Third-Party Recipient and the TCEQ. Specifically, the contribution will be used to install, operate, and maintain a stationary ambient air monitoring station in the vicinity of Memorial High School Ninth Grade Campus. The station will employ canister sampling, a hydrocarbon analyzer, and/or a chromatograph. Ancillary equipment will include a sample conditioning system, a ten meter meteorological tower, a climate controlled equipment shelter, a remote communications system, and have electronic data logging capabilities. The station will continuously sample and analyze the ambient air for a wide range of hydrocarbon species in accordance with Environmental Protection Agency's recommended "TO-14" list. SEP monies will be used for the cost of purchasing, installing, operating, and maintaining the air monitoring station along with its ancillary equipment.	2,000.00	2,000.00					
AQ	38855	Baytown Asphalt Materials, Ltd.	06/18/2010	1.00:1	3,300.00	660.00	1,320.00	1,320.00	1,320.00
	POLLUTION PREVENTION	The Respondent shall contribute the SEP Offset Amount to the Third-Party Recipient named above. The contribution will be to Chambers County for the Chambers County Meteorological and Air Monitoring Program to be used as set forth in an agreement between the Third-Party Recipient and the TCEQ. SEP funds will be used for meteorological and air monitoring to provide, at a minimum, wind direction, speed, ambient temperature and ultraviolet ray intensity data for use in understanding the production and travel of ozone. Performing Party shall install the monitoring devices at public buildings in Chambers County. All dollars contributed will be used solely for the direct cost of the project and no portion will be spent on administrative costs. The SEP will be done in accordance with all federal, state and local environmental laws and regulations.	1,320.00	1,320.00					
AQ	37344	ONEOK Hydrocarbon Southwest, LLC	02/07/2010	1.00:1	160,000.00	0.00	80,000.00	80,000.00	80,000.00
	POLLUTION REDUCTION	The contribution will be used in accordance with the Supplemental Environmental Project Agreement between the Houston-Galveston AERCO and the Texas Commission on Environmental Quality. SEP monies will be used to pay for the cost of replacing older diesel buses with alternative fuelled or clean diesel buses.	40,000.00	40,000.00					
	POLLUTION PREVENTION	The Respondent will contribute to Barbers Hill Independent School District's ("Barbers Hill ISD") Energy Efficiency in Chambers County. The contribution will be used in accordance with the Supplemental Environmental Project Agreement between Barbers Hill ISD and the Texas Commission on Environmental Quality. SEP monies will be used to perform energy efficiency upgrades on public buildings and infrastructure. Specifically, the SEP funds may only be used for: 1) the cost of conducting energy efficiency audits; 2) the incremental cost for construction or implementation of energy-efficiency upgrades; 3) the incremental cost of the purchase of more energy-efficient equipment or appliances; and/or 4) or other direct costs authorized in advance by TCEQ.	40,000.00	40,000.00					
AQ	38382	Texmark Chemicals, Inc.	06/04/2010	1.00:1	13,650.00	2,730.00	5,460.00	5,460.00	5,460.00

* There are Multiple Respondent Names associated to this Case No.

Appendix 8: List of SEP's & SEP Projects - FY2010

Single Program

	POLLUTION PREVENTION	The Respondent shall contribute the SEP Offset Amount to the Third-Party Recipient named above. The contribution will be to Houston-Galveston AERCO for the Clean Cities/Clean Vehicles Program as set forth in an agreement between the Third-Party Recipient and the TCEQ. SEP monies will be used to aid local school districts and area transit agencies in reaching local match requirements mandated by the Federal Highway Administration's ("FHWA") Congestion Mitigation/Air Quality funding program. SEP monies will be disbursed to school districts and transit agencies in need of funding assistance in the Houston-Galveston non-attainment area. Those SEP monies will be used exclusively by the school districts and transit agencies as supplements to meet the local match requirements of the EPA. SEP monies will be used to pay for the cost of replacing older diesel buses with alternative fueled or clean diesel buses. The old buses will be permanently retired and only sold for scrap. The schools and transit agencies will also use the SEP monies to retrofit more buses to reduce emissions. Houston-Galveston AERCO will send the TCEQ verification in the form of paid invoices and other documentation to show that the retrofits were completed. Retrofit technologies include particulate matter traps, diesel particulate matter filters, NOx reduction catalyst technology in combination with diesel particulate filters, and other emission control technologies that are developed and approved by EPA or the California Air Resources Board.	5,460.00	5,460.00					
AQ	38278	Exxon Mobil Corporation	06/04/2010	1.00:1	111,750.00	22,350.00	44,700.00	44,700.00	44,700.00
	POLLUTION REDUCTION	The Respondent shall contribute the SEP offset amount to the Third-Party Recipient named above. The Contribution will be to Houston Regional Monitoring Corporation for the Houston Area Monitoring program as set forth in an agreement between the Third-Party Recipient and the TCEQ. Performing Party shall use SEP Funds to operate, maintain, and potentially expand portions of the existing Houston Regional Monitoring Corporation Ambient Air Quality Monitoring Network in the Houston area in order to continue to provide information on data quality and trends to the public, TCEQ, and industry representatives. SEP funds may be used to operate a single monitoring site or multiple sites contingent upon the amount of SEP funds provided.	44,700.00	44,700.00					
AQ	37398	Shell Chemical LP	10/31/2009	1.00:1	20,000.00	4,000.00	8,000.00	8,000.00	8,000.00
	POLLUTION PREVENTION	Performing Party shall use SEP Funds to operate, maintain, and potentially expand portions of the existing Houston Regional Monitoring Corporation Ambient Air Quality Monitoring Network in the Houston area in order to continue to provide information on data quality and trends to the public, TCEQ, and industry representatives. SEP funds may be used to operate a single monitoring site or multiple sites contingent upon the amount of SEP funds provided.	8,000.00	8,000.00					
AQ	37938	Exxon Mobil Corporation	03/08/2010	1.00:1	40,000.00	0.00	20,000.00	20,000.00	20,000.00
	POLLUTION PREVENTION	The Respondent will contribute to Barbers Hill Independent School District's ("Barbers Hill ISD") Alternative Fueled Vehicle and Equipment Program in Harris County. The contribution will be used in accordance with the Supplemental Environmental Project Agreement between Barbers Hill ISD and the Texas Commission on Environmental Quality. SEP monies will be used to retire current diesel-powered or gasoline powered vehicles and equipment and replace those vehicles and equipment with alternative-fueled vehicles and equipment; convert current vehicles and equipment to alternative-fueled equipment; or retrofit current gasoline or diesel-powered equipment. SEP Funds will only be used for the incremental costs of purchase of clean fuel or lower-emission vehicles or retrofit of existing vehicles and for the purchase of these cleaner burning fuels.	20,000.00	20,000.00					

* There are Multiple Respondent Names associated to this Case No.

Appendix 8: List of SEP's & SEP Projects - FY2010

Single Program

AQ	38685	Vopak Terminal Galena Park, Inc.	06/26/2010	1.00:1	12,635.00	2,527.00	5,054.00	5,054.00	5,054.00
		POLLUTION PREVENTION	<p>The Respondent shall contribute the SEP Offset Amount to the Third-Party Recipient named above. The contribution will be to Houston Regional Monitoring Corporation for the HRMC Houston Area Air Monitoring to be used as set forth in an agreement between the Third-Party Recipient and the TCEQ. SEP funds will be used to supplement existing operation of a network of ambient air monitoring stations (designated HRM Sites 1, 3, 4, 7, 8, 10, Wallisville, and Lynchburg Ferry) that continuously measure and record concentrations of ambient air pollutants. Specifically, SEP Funds will be used to operate, maintain, and potentially expand portions of the existing ambient air quality monitoring network in the Houston area in order to continue to provide information on data quality and trends to the public, TCEQ, and industry representatives. SEP Funds may be used to operate a single monitoring site or multiple sites contingent upon the amount of SEP funds provided. All dollars contributed will be used solely for the direct cost of the project and no portion will be spent on administrative costs. The SEP will be done in accordance with all federal, state and local environmental laws and regulations.</p>				5,054.00	5,054.00	
AQ	38029	Vopak Terminal Deer Park, Inc.	02/07/2010	1.00:1	10,160.00	0.00	5,080.00	5,080.00	5,080.00
		POLLUTION PREVENTION	<p>Performing Party shall use SEP Funds to operate, maintain, and potentially expand portions of the existing Houston Regional Monitoring Corporation Ambient Air Quality Monitoring Network in the Houston area in order to continue to provide information on data quality and trends to the public, TCEQ, and industry representatives. SEP funds may be used to operate a single monitoring site or multiple sites contingent upon the amount of SEP funds provided.</p>				5,080.00	5,080.00	
AQ	38039	ConocoPhillips Company	01/28/2010	1.00:1	16,975.00	3,395.00	6,790.00	6,790.00	6,790.00
		POLLUTION PREVENTION	<p>The Respondent shall contribute the SEP Offset Amount to the Third-Party Recipient named above. The contribution will be to Texas PTA for the Clean School Bus Program as set forth in an agreement between the Third-Party Recipient and the TCEQ. Specifically, the contribution will be used to reimburse local school districts for the cost of the following activities to reduce emissions: 1) replacing older diesel buses with alternative fuelled or clean diesel buses; or 2) retrofitting older diesel buses with new, cleaner technology. All dollars contributed will be used solely for the direct cost of the project and no portion will be spent on administrative costs. The SEP will be done in accordance with all federal, state and local environmental laws and regulations.</p>				6,790.00	6,790.00	
AQ	38970	LANXESS Corporation	08/21/2010	1.00:1	5,050.00	1,010.00	2,020.00	2,020.00	2,020.00
		POLLUTION PREVENTION	<p>Respondent shall contribute the SEP Offset Amount to the Third-Party Recipient named above. The contribution will be used by the City of Orange Alternative Fuel Vehicle and Equipment Program as set forth in an agreement between the Third-Party Recipient and the TCEQ. Specifically, the SEP Offset Amount will be used to perform energy efficiency upgrades on public buildings and infrastructure. The SEP Offset Amount may only be used for: 1) the incremental costs of purchase of alternative-fueled or lower emission vehicles or equipment or retrofit of existing vehicles or equipment; 2) the incremental cost of purchase of alternative fuels versus regular gasoline or diesel fuels; or 3) other direct expenses authorized in advance and in writing by TCEQ. The SEP Offset Amount may only be used for the direct cost of performing this project and no portion will be spent on administrative costs.</p>				2,020.00	2,020.00	
AQ	34860	Lee-Var Inc. dba Palmer of Texas	11/13/2009	1.00:1	43,750.00	0.00	21,875.00	21,875.00	21,875.00

* There are Multiple Respondent Names associated to this Case No.

Appendix 8: List of SEP's & SEP Projects - FY2010

Single Program

	POLLUTION PREVENTION		The Respondent shall contribute the SEP Offset Amount to the Third-Party Recipient named above. The contribution will be to Texas PTA for the Clean School Bus Program as set forth in an agreement between the Third-Party Recipient and the TCEQ. Specifically, the contribution will be used to reimburse local school districts for the cost of the following activities to reduce emissions: 1) replacing older diesel buses with alternative fuelled or clean diesel buses; or 2) retrofitting older diesel buses with new, cleaner technology. All dollars contributed will be used solely for the direct cost of the project and no portion will be spent on administrative costs. The SEP will be done in accordance with all federal, state and local environmental laws and regulations.					21,875.00	21,875.00
AQ	39160	OTAL PETROCHEMICALS USA INC.	08/30/2010	1.00:1	9,905.00	1,981.00	3,962.00	3,962.00	3,962.00
	POLLUTION PREVENTION		The Respondent shall contribute the SEP Amount to the Third-Party Recipient named above. The contribution will be Southeast Texas Regional Planning Commission to be used for the Southeast Texas Regional Air Monitoring Network Ambient Air Monitoring Station as set forth in agreement between the Third-Party Recipient and the TCEQ. Specifically, the contribution will be used to install, operate, and maintain a stationary ambient air monitoring station in the vicinity of Memorial High School Ninth Grade Campus. The station will employ canister sampling, a hydrocarbon analyzer, and/or a chromatograph. Ancillary equipment will include a sample conditioning system, a ten meter meteorological tower, a climate controlled equipment shelter, a remote communications system, and have electronic data logging capabilities. The station will continuously sample and analyze the ambient air for a wide range of hydrocarbon species in accordance with Environmental Protection Agency's recommended "TO-14" list. SEP monies will be used for the cost of purchasing, installing, operating, and maintaining the air monitoring station along with its ancillary equipment.					3,962.00	3,962.00
AQ	36737	Marathon Petroleum Company LLC	01/28/2010	1.00:1	115,347.00	23,069.00	0.00	92,278.00	92,278.00
	POLLUTION PREVENTION		The Respondent shall operate and maintain the existing off-site ambient air benzene and meteorological monitoring station from January 1, 2010 through December 31, 2010; and shall upload the resulting data to the TCEQ Leading Environmental Analysis and Display System (LEADS) data system. This SEP will provide an additional twelve months of ambient air benzene and meteorological monitoring and data, as well as improve the data availability and add an alert system for elevated ambient air benzene levels.					92,278.00	92,278.00
AQ	38115	Prism Gas Systems I, L.P	03/20/2010	1.00:1	58,197.00	11,639.00	23,279.00	23,279.00	23,279.00
	POLLUTION PREVENTION		The Respondent shall contribute the SEP Offset Amount to the Third-Party Recipient named above. The contribution will be to Texas PTA for the Texas PTA Clean School Bus Program as set forth in an agreement between the Third-Party Recipient and the TCEQ. Specifically, the contribution will be used to reimburse local school districts for the cost of the following activities to reduce emissions: 1) replacing older diesel buses with alternative fuelled or clean diesel buses; or 2) retrofitting older diesel buses with new, cleaner technology. All dollars contributed will be used solely for the direct cost of the project and no portion will be spent on administrative costs. The SEP will be done in accordance with all federal, state and local environmental laws and regulations.					23,279.00	23,279.00
AQ	37858	Exxon Mobil Corporation	01/28/2010	1.00:1	7,800.00	1,560.00	3,120.00	3,120.00	3,120.00

* There are Multiple Respondent Names associated to this Case No.

Appendix 8: List of SEP's & SEP Projects - FY2010

Single Program

	POLLUTION PREVENTION	The Respondent will contribute to Barbers Hill Independent School District's ("Barbers Hill ISD") Alternative Fueled Vehicle and Equipment Program in Harris County. The contribution will be used in accordance with the Supplemental Environmental Project Agreement between Barbers Hill ISD and the Texas Commission on Environmental Quality. SEP monies will be used to retire current diesel-powered or gasoline powered vehicles and equipment and replace those vehicles and equipment with alternative-fueled vehicles and equipment; convert current vehicles and equipment to alternative-fueled equipment; or retrofit current gasoline or diesel-powered equipment.	3,120.00	3,120.00					
AQ	38815	Shell Chemical LP	07/11/2010	1.00:1	55,899.00	11,179.00	22,360.00	22,360.00	22,360.00
	POLLUTION PREVENTION	The Respondent shall contribute the SEP Offset Amount to the Third-Party Recipient named above. The contribution will be to Houston Regional Monitoring Corporation for the HRMC Houston Area Air Monitoring to be used as set forth in an agreement between the Third-Party Recipient and the TCEQ. SEP funds will be used to supplement existing operation of a network of ambient air monitoring stations (designated HRM Sites 1, 3, 4, 7, 8, 10, Wallisville, and Lynchburg Ferry) that continuously measure and record concentrations of ambient air pollutants. Specifically, SEP Funds will be used to operate, maintain, and potentially expand portions of the existing ambient air quality monitoring network in the Houston area in order to continue to provide information on data quality and trends to the public, TCEQ, and industry representatives. SEP Funds may be used to operate a single monitoring site or multiple sites contingent upon the amount of SEP funds provided. All dollars contributed will be used solely for the direct cost of the project and no portion will be spent on administrative costs. The SEP will be done in accordance with all federal, state and local environmental laws and regulations.	22,360.00	22,360.00					
AQ	37441	Valero Refining-Texas, L.P.	12/18/2009	1.00:1	13,706.00	2,741.00	5,483.00	5,482.00	5,482.00
	POLLUTION PREVENTION	The Respondent shall contribute to the Third-Party Recipient pursuant to the agreement between the Third-Party Recipient and the TCEQ. The performing party shall establish three air quality monitoring stations within four facilities of the San Patricio Municipal Water District. The stations will consist of ambient air quality monitoring instruments, meteorological instruments, and ancillary equipment. The primary objective of these new monitoring stations is to provide continuous information on air quality. This includes generating data on background concentrations, pollutant transport from outside the air shed, and pollutant transport from the industrial district during the periods of predominant southeast to northwest wind patterns. The monitoring sites will be located at the Odem Raw Water Station, the Taft Texana Blending Station, and the San Patricio Country Municipal Water District Main Office. These new sites will be in addition to the already existing site located at the Aransas Pass Treatment Plant, for a total of four sites. SEP Funds will be used to pay for the instruments, installation, and maintenance and/or operation of the instruments, data validation, software license, and web server costs related solely to this project.	5,482.00	5,482.00					
AQ	39187	Flint Hills Resources, LP	08/30/2010	1.00:1	29,400.00	0.00	14,700.00	14,700.00	14,700.00

* There are Multiple Respondent Names associated to this Case No.

Appendix 8: List of SEP's & SEP Projects - FY2010

Single Program

	POLLUTION PREVENTION	The Respondent shall contribute the SEP Amount to the Third-Party Recipient named above. The contribution will be Southeast Texas Regional Planning Commission to be used for the West Port Arthur Home Energy Efficiency Program as set forth in agreement between the Third-Party Recipient and the TCEQ. Specifically, the Performing Party shall use SEP Funds to assist low-income residents in the West Port Arthur area by: 1) conducting home energy audits; 2) weatherizing homes to improve energy efficiency; and/or 3) repairing or replacing heating/cooling systems and major appliances with new, energy-efficient equipment. Weatherizing homes may include costs of caulking openings as well as insulating walls, floors, and attics in homes. Any heating/cooling systems or major appliances that are replaced must be scrapped and must not be reused in any way. Performing Party shall use consistent and reliable criteria for determining the low-income status of residents assisted with SEP Funds.	14,700.00	14,700.00					
AQ	37455	Lucite International, Inc.	10/18/2009	1.00:1	70,546.00	14,109.00	28,219.00	28,218.00	28,218.00
	POLLUTION PREVENTION	The Respondent shall contribute to the Third-Party Recipient pursuant to the agreement between the Third-Party Recipient and the TCEQ. Performing Party shall: 1) retire current diesel powered or gasoline-powered vehicles and equipment and replace those vehicles and equipment with alternative-fueled or low-emission Vehicles or equipment; 2) convert current vehicles and equipment to alternative-fueled vehicles or equipment; or 3) retrofit current gasoline-powered and diesel-powered vehicles and equipment to decrease emissions from those sources. SEP Funds may only be used for: 1) the incremental costs of purchase of alternative-fueled or lower emission vehicles or equipment or retrofit of existing vehicles or equipment; 2) the incremental cost of purchase of alternative fuels versus regular gasoline or diesel fuels; or 3) other direct expenses authorized in advance and in writing by TCEQ.	28,218.00	28,218.00					
AQ	37325	Exxon Mobil Corporation	08/30/2010	1.00:1	10,000.00	0.00	5,000.00	5,000.00	5,000.00
	POLLUTION REDUCTION	SEP funds will be used to supplement existing operation of a network of ambient air monitoring stations that continuously measure and record concentrations of ambient air pollutants. Specifically, SEP Funds will be used to operate, maintain, and potentially expand portions of the existing ambient air quality monitoring network in the Houston area in order to continue to provide information on data quality and trends to the public, TCEQ, and industry representatives.	5,000.00	5,000.00					
AQ	37490	INVISTA S.a.r.l.	06/18/2010	1.00:1	22,660.00	0.00	11,330.00	11,330.00	11,330.00
	POLLUTION REDUCTION	RC&D shall use SEP Funds to aid local school districts, area transit agencies, and local governments in need of funding assistance to pay for the cost of retrofitting or replacing older diesel buses with alternative fueled or clean diesel technology to reduce air pollution emissions.	11,330.00	11,330.00					
AQ	37793	Flint Hills Resources, LP	12/18/2009	1.00:1	18,275.00	0.00	9,138.00	9,137.00	9,137.00
	POLLUTION PREVENTION	Performing Party shall use SEP Funds to assist low-income residents in the West Port Arthur area by: 1) conducting home energy audits; 2) weatherizing homes to improve energy efficiency; and/or 3) repairing or replacing heating/cooling systems and major appliances with new, energy-efficient equipment. Weatherizing homes may include costs of caulking openings as well as insulating walls, floors, and attics in homes. Any heating/cooling systems or major appliances that are replaced must be scrapped and must not be reused in any way. Performing Party shall use consistent and reliable criteria for determining the low-income status of residents assisted with SEP Funds.	9,137.00	9,137.00					
AQ	37164	Exxon Mobil Corporation	10/04/2009	1.00:1	18,725.00	3,745.00	7,490.00	7,490.00	7,490.00

* There are Multiple Respondent Names associated to this Case No.

Appendix 8: List of SEP's & SEP Projects - FY2010

Single Program

	POLLUTION PREVENTION	The Respondent will contribute to Houston-Galveston AERCO's Clean Cities/Clean Vehicles Program in Harris County. The contribution will be used in accordance with the Supplemental Environmental Project Agreement between the Houston-Galveston AERCO and the Texas Commission on Environmental Quality. SEP monies will be used to aid local school districts and area transit agencies in reaching local match requirements mandated by the Federal Highway Administration's ("FHWA") Congestion Mitigation/Air Quality funding program. SEP monies will be disbursed to school districts and transit agencies in need of funding assistance in the Houston-Galveston non-attainment area. Those SEP monies will be used exclusively by the school districts and transit agencies as supplements to meet the local match requirements of the EPA. SEP monies will be used to pay for the cost of replacing older diesel buses with alternative fueled or clean diesel buses. The old buses will be permanently retired and only sold for scrap. The schools and transit agencies will also use the SEP monies to retrofit more buses to reduce emissions. Houston-Galveston AERCO will send the TCEQ verification in the form of paid invoices and other documentation to show that the retrofits were completed. Retrofit technologies include particulate matter traps, diesel particulate matter filters, NOx reduction catalyst technology in combination with diesel particulate filters, and other emission control technologies that are developed and approved by EPA or the California Air Resources Board.					7,490.00	7,490.00	
AQ	38331	Mitsubishi Caterpillar Forklift America Inc.	08/30/2010	1.00:1	105,590.00	0.00	52,833.00	52,757.00	52,757.00
	POLLUTION PREVENTION	SEP funds will be used to install or retrofit, operate, maintain, and potentially expand air monitoring stations in Harris County to continuously monitor ambient air for total non-methane hydrocarbons and hazardous air pollutants (HAPs). Specifically, SEP funds will be used to purchase equipment (such as automated canister samplers), hardware, software, and licenses to enable the monitoring.						32,757.00	32,757.00
	POLLUTION REDUCTION	The contribution will be used in accordance with the Supplemental Environmental Project Agreement between the Houston-Galveston AERCO and the Texas Commission on Environmental Quality. SEP monies will be used to pay for the cost of replacing older diesel buses with alternative fueled or clean diesel buses.						20,000.00	20,000.00
AQ	35533	OTAL PETROCHEMICALS USA INC.	10/31/2009	1.00:1	41,432.00	8,286.00	16,573.00	16,573.00	16,573.00
	POLLUTION PREVENTION	The Respondent shall contribute to the Third-Party Recipient pursuant to the agreement between the Third-Party Recipient and the TCEQ. Specifically, the contribution will be used to aid local school districts, area transit agencies, and local governments in need of funding assistance to pay for the cost of the following activities to reduce emissions: 1) replacing older diesel buses with alternative fuelled or clean diesel buses; or 2) retrofitting older diesel buses with new, cleaner technology. The funds will be disbursed on a needs-rated basis, using non-attainment area status, condition of buses, and economic status of the recipient as possible rating factors if competition for the funds exists. To maximize funds, retrofitting will take priority over replacement of buses. Older buses deemed not suitable for retrofitting will be permanently retired and sold only for scrap. Acceptable retrofit technologies include particulate matter traps, diesel particulate matter filters, nitrogen oxides (NOx) reduction catalyst technology in combination with diesel particulate filters, and other emission control technologies that are developed and approved by the United States Environmental Protection Agency ("EPA") or the California Air Resources Board.						16,573.00	16,573.00

* There are Multiple Respondent Names associated to this Case No.

Appendix 8: List of SEP's & SEP Projects - FY2010

Single Program

AQ	39062	SABINA PETROCHEMICALS LLC	08/09/2010	1.00:1	32,429.00	6,485.00	12,972.00	12,972.00	12,972.00
		POLLUTION PREVENTION	The Respondent shall contribute the SEP Offset Amount to the Third-Party Recipient named above. The contribution will be to Texas Air Quality Research Center at Lamar University for the Flare Speciation and Air Quality Modeling project to be used as set forth in an agreement between the Third-Party Recipient and the TCEQ. SEP funds will be used for advanced modeling and simulations to identify the VOC species generated and emitted from industrial flares at chemical process facilities under various operating conditions and environmental conditions as well as determine the Combustion Efficiency (CE) and Destruction and Removal Efficiency (DRE). All dollars contributed will be used solely for the direct cost of the project and no portion will be spent on administrative costs. The SEP will be done in accordance with all federal, state and local environmental laws and regulations.					12,972.00	12,972.00
AQ	38172	Vopak Terminal Deer Park, Inc.	06/18/2010	1.00:1	124,670.00	24,934.00	49,868.00	49,868.00	49,868.00
		POLLUTION PREVENTION	The Respondent shall contribute the SEP offset amount to the Third-Party Recipient named above. The Contribution will be to Houston Regional Monitoring Corporation for the Houston Area Monitoring program as set forth in an agreement between the Third-Party Recipient and the TCEQ. Performing Party shall use SEP Funds to operate, maintain, and potentially expand portions of the existing Houston Regional Monitoring Corporation Ambient Air Quality Monitoring Network in the Houston area in order to continue to provide information on data quality and trends to the public, TCEQ, and industry representatives. SEP funds may be used to operate a single monitoring site or multiple sites contingent upon the amount of SEP funds provided.					49,868.00	49,868.00
AQ	38018	Hess Corporation	03/08/2010	1.00:1	19,050.00	3,810.00	7,620.00	7,620.00	7,620.00
		POLLUTION PREVENTION	The Respondent shall contribute to the Third-Party Recipient pursuant to the agreement between the Third-Party Recipient and the TCEQ. Specifically, the contribution will be used to aid local school districts, area transit agencies, and local governments in need of funding assistance to pay for the cost of the following activities to reduce emissions: 1) replacing older diesel buses with alternative fuelled or clean diesel buses; or 2) retrofitting older diesel buses with new, cleaner technology. The funds will be disbursed on a needs-rated basis, using non-attainment area status, condition of buses, and economic status of the recipient as possible rating factors if competition for the funds exists. To maximize funds, retrofitting will take priority over replacement of buses. Older buses deemed not suitable for retrofitting will be permanently retired and sold only for scrap. Acceptable retrofit technologies include particulate matter traps, diesel particulate matter filters, nitrogen oxides (NOx) reduction catalyst technology in combination with diesel particulate filters, and other emission control technologies that are developed and approved by the United States Environmental Protection Agency ("EPA") or the California Air Resources Board.					7,620.00	7,620.00
AQ	37392	Valero Refining-Texas, L.P.	09/21/2009	1.00:1	10,000.00	0.00	5,000.00	5,000.00	5,000.00

* There are Multiple Respondent Names associated to this Case No.

Appendix 8: List of SEP's & SEP Projects - FY2010

Single Program

	POLLUTION PREVENTION	The Respondent will contribute to Houston-Galveston AERCO's Clean Cities/Clean Vehicles Program in Harris County. The contribution will be used in accordance with the Supplemental Environmental Project Agreement between the Houston-Galveston AERCO and the Texas Commission on Environmental Quality. SEP monies will be used to aid local school districts and area transit agencies in reaching local match requirements mandated by the Federal Highway Administration's ("FHWA") Congestion Mitigation/Air Quality funding program. SEP monies will be disbursed to school districts and transit agencies in need of funding assistance in the Houston-Galveston non-attainment area. Those SEP monies will be used exclusively by the school districts and transit agencies as supplements to meet the local match requirements of the EPA. SEP monies will be used to pay for the cost of replacing older diesel buses with alternative fueled or clean diesel buses. The old buses will be permanently retired and only sold for scrap. The schools and transit agencies will also use the SEP monies to retrofit more buses to reduce emissions. Houston-Galveston AERCO will send the TCEQ verification in the form of paid invoices and other documentation to show that the retrofits were completed. Retrofit technologies include particulate matter traps, diesel particulate matter filters, NOx reduction catalyst technology in combination with diesel particulate filters, and other emission control technologies that are developed and approved by EPA or the California Air Resources Board.	5,000.00	5,000.00					
AQ	37501	Albemarle Corporation	07/11/2010	1.00:1	7,200.00	0.00	3,600.00	3,600.00	3,600.00
	POLLUTION REDUCTION	SEP funds will be used to supplement existing operation of a network of ambient air monitoring stations that continuously measure and record concentrations of ambient air pollutants. Specifically, SEP Funds will be used to operate, maintain, and potentially expand portions of the existing ambient air quality monitoring network in the Houston area in order to continue to provide information on data quality and trends to the public, TCEQ, and industry representatives.	3,600.00	3,600.00					
AQ	37896	Chevron Phillips Chemical Company, LP	01/28/2010	1.00:1	20,700.00	4,140.00	8,280.00	8,280.00	8,280.00
	POLLUTION PREVENTION	The Respondent will contribute to Houston-Galveston AERCO's Clean Cities/Clean Vehicles Program. The contribution will be used in accordance with the Supplemental Environmental Project Agreement between the Houston-Galveston AERCO and the Texas Commission on Environmental Quality. SEP monies will be used to aid local school districts and area transit agencies in reaching local match requirements mandated by the Federal Highway Administration's ("FHWA") Congestion Mitigation/Air Quality funding program. SEP monies will be disbursed to school districts and transit agencies in need of funding assistance in the Houston-Galveston non-attainment area. Those SEP monies will be used exclusively by the school districts and transit agencies as supplements to meet the local match requirements of the EPA. SEP monies will be used to pay for the cost of replacing older diesel buses with alternative fueled or clean diesel buses. The old buses will be permanently retired and only sold for scrap. The schools and transit agencies will also use the SEP monies to retrofit more buses to reduce emissions. Houston-Galveston AERCO will send the TCEQ verification in the form of paid invoices and other documentation to show that the retrofits were completed. Retrofit technologies include particulate matter traps, diesel particulate matter filters, NOx reduction catalyst technology in combination with diesel particulate filters, and other emission control technologies that are developed and approved by EPA or the California Air Resources Board.	8,280.00	8,280.00					
AQ	37722	DCP Midstream, LP	11/27/2009	1.00:1	10,139.00	0.00	5,070.00	5,069.00	5,069.00

* There are Multiple Respondent Names associated to this Case No.

Appendix 8: List of SEP's & SEP Projects - FY2010

Single Program

	POLLUTION PREVENTION	The Respondent shall contribute to the Third-Party Recipient pursuant to the agreement between the Third-Party Recipient and the TCEQ. Specifically, the contribution will be used to aid local school districts, area transit agencies, and local governments in need of funding assistance to pay for the cost of the following activities to reduce emissions: 1) replacing older diesel buses with alternative fuelled or clean diesel buses; or 2) retrofitting older diesel buses with new, cleaner technology. The funds will be disbursed on a needs-rated basis, using non-attainment area status, condition of buses, and economic status of the recipient as possible rating factors if competition for the funds exists. To maximize funds, retrofitting will take priority over replacement of buses. Older buses deemed not suitable for retrofitting will be permanently retired and sold only for scrap.	5,069.00	5,069.00					
AQ	37766	DCP Midstream, LP	11/27/2009	1.00:1	12,300.00	2,460.00	4,920.00	4,920.00	4,920.00
	POLLUTION PREVENTION	The Respondent shall contribute to the Third-Party Recipient pursuant to the agreement between the Third-Party Recipient and the TCEQ. Specifically, the contribution will be used to aid local school districts, area transit agencies, and local governments in need of funding assistance to pay for the cost of the following activities to reduce emissions: 1) replacing older diesel buses with alternative fuelled or clean diesel buses; or 2) retrofitting older diesel buses with new, cleaner technology. The funds will be disbursed on a needs-rated basis, using non-attainment area status, condition of buses, and economic status of the recipient as possible rating factors if competition for the funds exists. To maximize funds, retrofitting will take priority over replacement of buses. Older buses deemed not suitable for retrofitting will be permanently retired and sold only for scrap.	4,920.00	4,920.00					
AQ	37305	Targa Midstream Services Limited Partnership	10/18/2009	1.00:1	65,450.00	13,090.00	26,180.00	26,180.00	26,180.00
	POLLUTION PREVENTION	The Respondent will contribute to Barbers Hill Independent School District's ("Barbers Hill ISD") Alternative Fueled Vehicle and Equipment Program in Chambers County. The contribution will be used in accordance with the Supplemental Environmental Project Agreement between Barbers Hill ISD and the Texas Commission on Environmental Quality. SEP monies will be used to retire current diesel-powered or gasoline powered vehicles and equipment and replaces those vehicles and equipment with alternative-fueled vehicles and equipment; convert current vehicles and equipment to alternative-fueled equipment; or retrofit current gasoline or diesel-powered equipment. SEP Funds will only be used for the incremental costs of purchase of clean fuel or lower-emission vehicles or retrofit of existing vehicles and for the purchase of these cleaner burning fuels.	26,180.00	26,180.00					
AQ	37659	OTAL PETROCHEMICALS USA INC.	11/27/2009	1.00:1	20,000.00	4,000.00	8,000.00	8,000.00	8,000.00
	POLLUTION PREVENTION	The Respondent will contribute to Barbers Hill Independent School District's ("Barbers Hill ISD") Alternative Fueled Vehicle and Equipment Program in Harris County. The contribution will be used in accordance with the Supplemental Environmental Project Agreement between Barbers Hill ISD and the Texas Commission on Environmental Quality. SEP monies will be used to retire current diesel-powered or gasoline powered vehicles and equipment and replace those vehicles and equipment with alternative-fueled vehicles and equipment; convert current vehicles and equipment to alternative-fueled equipment; or retrofit current gasoline or diesel-powered equipment.	8,000.00	8,000.00					
AQ	38476	The Lubrizol Corporation	08/09/2010	1.00:1	143,460.00	0.00	71,730.00	71,730.00	71,730.00

* There are Multiple Respondent Names associated to this Case No.

Appendix 8: List of SEP's & SEP Projects - FY2010

Single Program

	POLLUTION PREVENTION		SEP funds will be used to supplement existing operation of a network of ambient air monitoring stations that continuously measure and record concentrations of ambient air pollutants. Specifically, SEP Funds will be used to operate, maintain, and potentially expand portions of the existing ambient air quality monitoring network in the Houston area in order to continue to provide information on data quality and trends to the public, TCEQ, and industry representatives.				71,730.00	71,730.00	
AQ	37248	Diamond Shamrock Refining Company, L.P.	10/04/2009	1.00:1	17,004.00	3,400.00	6,802.00	6,802.00	6,802.00
	POLLUTION PREVENTION		The Respondent shall contribute to the Third-Party Recipient pursuant to the agreement between the Third-Party Recipient and the TCEQ. Specifically, the contribution will be used to aid local school districts, area transit agencies, and local governments in need of funding assistance to pay for the cost of the following activities to reduce emissions: 1) replacing older diesel buses with alternative fuelled or clean diesel buses; or 2) retrofitting older diesel buses with new, cleaner technology. The funds will be disbursed on a needs-rated basis, using non-attainment area status, condition of buses, and economic status of the recipient as possible rating factors if competition for the funds exists. To maximize funds, retrofitting will take priority over replacement of buses. Older buses deemed not suitable for retrofitting will be permanently retired and sold only for scrap.				6,802.00	6,802.00	
AQ	37315	850 Pine Street, Inc.	10/18/2009	1.00:1	9,575.00	1,915.00	3,830.00	3,830.00	3,830.00
	POLLUTION PREVENTION		The Respondent shall contribute to the Third-Party Recipient pursuant to the agreement between the Third-Party Recipient and the TCEQ. Specifically, the contribution will be used to aid local school districts, area transit agencies, and local governments in need of funding assistance to pay for the cost of the following activities to reduce emissions: 1) replacing older diesel buses with alternative fuelled or clean diesel buses; or 2) retrofitting older diesel buses with new, cleaner technology. The funds will be disbursed on a needs-rated basis, using non-attainment area status, condition of buses, and economic status of the recipient as possible rating factors if competition for the funds exists. To maximize funds, retrofitting will take priority over replacement of buses. Older buses deemed not suitable for retrofitting will be permanently retired and sold only for scrap.				3,830.00	3,830.00	
AQ	37999	ConocoPhillips Company	12/18/2009	1.00:1	17,850.00	3,570.00	7,140.00	7,140.00	7,140.00
	POLLUTION PREVENTION		The Respondent shall contribute to the Third-Party Recipient pursuant to the agreement between the Third-Party Recipient and the TCEQ. Specifically, the contribution will be used to aid local school districts, area transit agencies, and local governments in need of funding assistance to pay for the cost of the following activities to reduce emissions: 1) replacing older diesel buses with alternative fuelled or clean diesel buses; or 2) retrofitting older diesel buses with new, cleaner technology. The funds will be disbursed on a needs-rated basis, using non-attainment area status, condition of buses, and economic status of the recipient as possible rating factors if competition for the funds exists. To maximize funds, retrofitting will take priority over replacement of buses. Older buses deemed not suitable for retrofitting will be permanently retired and sold only for scrap.				7,140.00	7,140.00	
AQ	38692	TPC Group LLC	06/04/2010	1.00:1	20,206.00	4,041.00	8,083.00	8,082.00	8,082.00

* There are Multiple Respondent Names associated to this Case No.

Appendix 8: List of SEP's & SEP Projects - FY2010

Single Program

	POLLUTION PREVENTION	The Respondent shall contribute to the Third-Party Recipient pursuant to the agreement between the Third-Party Recipient and the TCEQ. Specifically, the contribution will be used to aid local school districts, area transit agencies, and local governments in need of funding assistance to pay for the cost of the following activities to reduce emissions: 1) replacing older diesel buses with alternative fuelled or clean diesel buses; or 2) retrofitting older diesel buses with new, cleaner technology. The funds will be disbursed on a needs-rated basis, using non-attainment area status, condition of buses, and economic status of the recipient as possible rating factors if competition for the funds exists. To maximize funds, retrofitting will take priority over replacement of buses. Older buses deemed not suitable for retrofitting will be permanently retired and sold only for scrap.	8,082.00	8,082.00					
AQ	37094	ConocoPhillips Company	11/27/2009	1.00:1	304,126.00	60,825.00	121,651.00	121,650.00	121,650.00
	POLLUTION PREVENTION	The Respondent shall contribute the SEP Offset Amount to the Third-Party Recipient named above. The contribution will be to Texas PTA for the Clean School Bus Program in Hutchinson County as set forth in an agreement between the Third-Party Recipient and the TCEQ. Specifically, the contribution will be used to reimburse local school districts for the cost of the following activities to reduce emissions: 1) replacing older diesel buses with alternative fuelled or clean diesel buses; or 2) retrofitting older diesel buses with new, cleaner technology. All dollars contributed will be used solely for the direct cost of the project and no portion will be spent on administrative costs. The SEP will be done in accordance with all federal, state and local environmental laws and regulations.	121,650.00	121,650.00					
AQ	29445	OTAL PETROCHEMICALS USA INC.	08/30/2010	1.00:1	493,200.00	0.00	246,600.00	246,600.00	246,600.00
	POLLUTION REDUCTION	Performing Party shall: 1) retire current diesel powered or gasoline-powered vehicles and equipment and replace those vehicles and equipment with alternative-fueled or low-emission vehicles or equipment; 2) convert current vehicles and equipment to alternative-fueled vehicles or equipment; or 3) retrofit current gasoline-powered and diesel-powered vehicles and equipment to decrease emissions from those sources. SEP Funds may only be used for: 1) the incremental costs of purchase of alternative-fueled or lower emission vehicles or equipment or retrofit of existing vehicles or equipment; 2) the incremental cost of purchase of alternative fuels versus regular gasoline or diesel fuels; or 3) other direct expenses authorized in advance and in writing by TCEQ. The Respondent certifies that there is no prior commitment to do this project and that it is being performed solely in an effort to settle this enforcement action.	100,000.00	100,000.00					
	POLLUTION REDUCTION	The contribution will be used to reimburse local school districts for the cost of retrofitting or replacing school buses with cleaner technology buses to reduce air pollution emissions.	146,600.00	146,600.00					
AQ	39196	ConocoPhillips Company	08/30/2010	1.00:1	10,000.00	0.00	5,000.00	5,000.00	5,000.00
	POLLUTION PREVENTION	The Respondent shall contribute the SEP Offset Amount to the Third-Party Recipient named above. The contribution will be to Texas PTA for the Clean School Bus Program as set forth in an agreement between the Third-Party Recipient and the TCEQ. Specifically, the contribution will be used to reimburse local school districts for the cost of the following activities to reduce emissions: 1) replacing older diesel buses with alternative fuelled or clean diesel buses; or 2) retrofitting older diesel buses with new, cleaner technology. All dollars contributed will be used solely for the direct cost of the project and no portion will be spent on administrative costs. The SEP will be done in accordance with all federal, state and local environmental laws and regulations.	5,000.00	5,000.00					

* There are Multiple Respondent Names associated to this Case No.

Appendix 8: List of SEP's & SEP Projects - FY2010

Single Program

AQ	38527	Bayer Materials LLC	04/25/2010	1.00:1	11,322.00	2,264.00	4,529.00	4,529.00	4,529.00
		POLLUTION PREVENTION	The Respondent shall contribute the SEP offset amount to the Third-Party Recipient named above. The Contribution will be to Houston Regional Monitoring Corporation for the Houston Area Monitoring program as set forth in an agreement between the Third-Party Recipient and the TCEQ. Performing Party shall use SEP Funds to operate, maintain, and potentially expand portions of the existing Houston Regional Monitoring Corporation Ambient Air Quality Monitoring Network in the Houston area in order to continue to provide information on data quality and trends to the public, TCEQ, and industry representatives. SEP funds may be used to operate a single monitoring site or multiple sites contingent upon the amount of SEP funds provided.					4,529.00	4,529.00
AQ	38833	Flint Hills Resources, LP	07/11/2010	1.00:1	17,550.00	3,510.00	7,020.00	7,020.00	7,020.00
		POLLUTION PREVENTION	The Respondent shall contribute the SEP Amount to the Third-Party Recipient named above. The contribution will be Southeast Texas Regional Planning Commission to be used for the West Port Arthur Home Energy Efficiency Program as set forth in agreement between the Third-Party Recipient and the TCEQ. Specifically, the Performing Party shall use SEP Funds to assist low-income residents in the West Port Arthur area by: 1) conducting home energy audits; 2) weatherizing homes to improve energy efficiency; and/or 3) repairing or replacing heating/cooling systems and major appliances with new, energy-efficient equipment. Weatherizing homes may include costs of caulking openings as well as insulating walls, floors, and attics in homes. Any heating/cooling systems or major appliances that are replaced must be scrapped and must not be reused in any way. Performing Party shall use consistent and reliable criteria for determining the low-income status of residents assisted with SEP Funds.					7,020.00	7,020.00
AQ	38778	Firestone Polymers, LLC	06/04/2010	1.00:1	6,450.00	1,290.00	2,580.00	2,580.00	2,580.00
		POLLUTION PREVENTION	The Respondent shall contribute to the SEP offset amount to the Third-Party Recipient named above. The contribution will be to Texas Association of Resource Conservation and Development Areas, Inc. to be used for the RC&D Abandoned Tire Clean-Up Program as set forth in an agreement between the Third-Party Recipient and the TCEQ. Specifically, the contribution will be used to clean-up sites where tires have been disposed of illegally. Eligible sites will be limited to those where a responsible party cannot be found and where reasonable efforts have been made to prevent the dumping. SEP monies will be used to pay for the direct cost of collecting and disposing of tires. All dollars contributed will be used solely for the direct cost of the project and no portion will be spent on administrative costs. The SEP will be done in accordance with all federal, state and local environmental laws and regulations.					2,580.00	2,580.00
AQ	38257	GB Biosciences Corporation	02/22/2010	1.00:1	9,843.00	1,968.00	3,938.00	3,937.00	3,937.00

* There are Multiple Respondent Names associated to this Case No.

Appendix 8: List of SEP's & SEP Projects - FY2010

Single Program

	POLLUTION PREVENTION	The Respondent will contribute to Houston-Galveston AERCO's Clean Cities/Clean Vehicles Program. The contribution will be used in accordance with the Supplemental Environmental Project Agreement between the Houston-Galveston AERCO and the Texas Commission on Environmental Quality. SEP monies will be used to aid local school districts and area transit agencies in reaching local match requirements mandated by the Federal Highway Administration's ("FHWA") Congestion Mitigation/Air Quality funding program. SEP monies will be disbursed to school districts and transit agencies in need of funding assistance in the Houston-Galveston non-attainment area. Those SEP monies will be used exclusively by the school districts and transit agencies as supplements to meet the local match requirements of the EPA. SEP monies will be used to pay for the cost of replacing older diesel buses with alternative fueled or clean diesel buses. The old buses will be permanently retired and only sold for scrap. The schools and transit agencies will also use the SEP monies to retrofit more buses to reduce emissions. Houston-Galveston AERCO will send the TCEQ verification in the form of paid invoices and other documentation to show that the retrofits were completed. Retrofit technologies include particulate matter traps, diesel particulate matter filters, NOx reduction catalyst technology in combination with diesel particulate filters, and other emission control technologies that are developed and approved by EPA or the California Air Resources Board.					3,937.00	3,937.00	
AQ	37510	E. I. du Pont de Nemours and Company	10/31/2009	1.00:1	26,975.00	5,395.00	10,790.00	10,790.00	10,790.00
	POLLUTION PREVENTION	The Respondent shall contribute the SEP Offset Amount to the Third-Party Recipient named above. The contribution will be to Texas PTA for the Clean School Bus Program as set forth in an agreement between the Third-Party Recipient and the TCEQ. Specifically, the contribution will be used to reimburse local school districts for the cost of the following activities to reduce emissions: 1) replacing older diesel buses with alternative fuelled or clean diesel buses; or 2) retrofitting older diesel buses with new, cleaner technology. All dollars contributed will be used solely for the direct cost of the project and no portion will be spent on administrative costs. The SEP will be done in accordance with all federal, state and local environmental laws and regulations.					10,790.00	10,790.00	
AQ	37660	Diamond Shamrock Refining Company, L.P.	08/09/2010	1.00:1	245,227.00	0.00	122,614.00	122,613.00	122,613.00
	POLLUTION REDUCTION	Project will fuse funds to aid local school districts, area transit agencies, and local governments in need of funding assistance to pay for the cost of the following activities to reduce emissions: 1) replacing older diesel buses with alternative fueled or clean diesel buses; or 2) retrofitting older diesel buses with new cleaner technology. RC&D shall disburse funds to school districts, area transit agencies, or local governments on a needs-rated basis, using non-attainment area status, condition of buses, or economic status of recipient as possible rating factors if competition for funds exists.					122,613.00	122,613.00	
AQ	38322	OTAL PETROCHEMICALS USA INC.	03/20/2010	1.00:1	20,550.00	4,110.00	8,220.00	8,220.00	8,220.00

* There are Multiple Respondent Names associated to this Case No.

Appendix 8: List of SEP's & SEP Projects - FY2010

Single Program

	POLLUTION PREVENTION	The Respondent shall contribute to the SEP offset amount to the Third-Party Recipient named above. The contribution will be to the City of Port Arthur to be used for the Port Arthur Alternative Fuel Vehicle and Equipment Program as set forth in an agreement between the Third-Party Recipient and the TCEQ. Performing Party shall: 1) retire current diesel powered or gasoline-powered vehicles and equipment and replace those vehicles and equipment with alternative-fueled or low-emission vehicles or equipment; 2) convert current vehicles and equipment to alternative-fueled vehicles or equipment; or 3) retrofit current gasoline-powered and diesel-powered vehicles and equipment to decrease emissions from those sources. SEP Funds may only be used for: 1) the incremental costs of purchase of alternative-fueled or lower emission vehicles or equipment or retrofit of existing vehicles or equipment; 2) the incremental cost of purchase of alternative fuels versus regular gasoline or diesel fuels; or 3) other direct expenses authorized in advance and in writing by TCEQ.	8,220.00	8,220.00					
AQ	38684	DCP Midstream, LP	06/18/2010	1.00:1	10,127.00	0.00	5,064.00	5,063.00	5,063.00
	POLLUTION PREVENTION	The Respondent shall contribute to the SEP offset amount to the Third-Party Recipient named above. The contribution will be to Texas Association of Resource Conservation and Development Areas, Inc. to be used for the RC&D Abandoned Tire Clean-Up Program as set forth in an agreement between the Third-Party Recipient and the TCEQ. Specifically, the contribution will be used to clean-up sites where tires have been disposed of illegally. Eligible sites will be limited to those where a responsible party cannot be found and where reasonable efforts have been made to prevent the dumping. SEP monies will be used to pay for the direct cost of collecting and disposing of tires. All dollars contributed will be used solely for the direct cost of the project and no portion will be spent on administrative costs. The SEP will be done in accordance with all federal, state and local environmental laws and regulations.	5,063.00	5,063.00					
AQ	38634	Vopak Logistics Services USA Inc.	05/09/2010	1.00:1	3,150.00	630.00	1,260.00	1,260.00	1,260.00
	POLLUTION PREVENTION	The Respondent shall contribute the SEP offset amount to the Third-Party Recipient named above. The Contribution will be to Houston Regional Monitoring Corporation for the Houston Area Monitoring program as set forth in an agreement between the Third-Party Recipient and the TCEQ. Performing Party shall use SEP Funds to operate, maintain, and potentially expand portions of the existing Houston Regional Monitoring Corporation Ambient Air Quality Monitoring Network in the Houston area in order to continue to provide information on data quality and trends to the public, TCEQ, and industry representatives. SEP funds may be used to operate a single monitoring site or multiple sites contingent upon the amount of SEP funds provided.	1,260.00	1,260.00					
AQ	38609	Southern Union Pipeline, Ltd.	05/09/2010	1.00:1	2,050.00	410.00	820.00	820.00	820.00
	POLLUTION PREVENTION	The Respondent shall contribute the SEP Offset Amount to the Third-Party Recipient named above. The contribution will be to Keep Texas Beautiful to be used for the Texas Waterways Cleanup Program. Specifically, the contribution will be used to cleanup rivers, lakes, and shorelines, by supplying project coordination, labor, supplies, and materials for cleanup events and by providing assistance with disposal fees for proper disposal of wastes collected at events. To maximize the event, cleanups will use volunteers for labor. All dollars contributed will be used solely for the direct cost of the project and no portion will be spent on administrative costs. The SEP will be done in accordance with all federal, state and local environmental laws and regulations.	820.00	820.00					

* There are Multiple Respondent Names associated to this Case No.

Appendix 8: List of SEP's & SEP Projects - FY2010

Single Program

AQ	37435	Intercontinental Terminals Company LLC	10/18/2009	1.00:1	10,000.00	0.00	5,000.00	5,000.00	5,000.00
		POLLUTION PREVENTION	Performing Party shall use SEP Funds to operate, maintain, and potentially expand portions of the existing Houston Regional Monitoring Corporation Ambient Air Quality Monitoring Network in the Houston area in order to continue to provide information on data quality and trends to the public, TCEQ, and industry representatives. SEP funds may be used to operate a single monitoring site or multiple sites contingent upon the amount of SEP funds provided.					5,000.00	5,000.00
AQ	37712	Shell Oil Company	03/20/2010	1.00:1	30,000.00	6,000.00	12,000.00	12,000.00	12,000.00
		POLLUTION PREVENTION	Performing Party shall use SEP Funds to operate, maintain, and potentially expand portions of the existing Houston Regional Monitoring Corporation Ambient Air Quality Monitoring Network in the Houston area in order to continue to provide information on data quality and trends to the public, TCEQ, and industry representatives. SEP funds may be used to operate a single monitoring site or multiple sites contingent upon the amount of SEP funds provided.					12,000.00	12,000.00
AQ	38168	Flint Hills Resources, LP	02/22/2010	1.00:1	16,715.00	3,343.00	6,686.00	6,686.00	6,686.00
		POLLUTION PREVENTION	Performing Party shall use SEP Funds to assist low-income residents in the West Port Arthur area by: 1) conducting home energy audits; 2) weatherizing homes to improve energy efficiency; and/or 3) repairing or replacing heating/cooling systems and major appliances with new, energy-efficient equipment. Weatherizing homes may include costs of caulking openings as well as insulating walls, floors, and attics in homes. Any heating/cooling systems or major appliances that are replaced must be scrapped and must not be reused in any way. Performing Party shall use consistent and reliable criteria for determining the low-income status of residents assisted with SEP Funds.					6,686.00	6,686.00
AQ	38323	Transcontinental Gas Pipe Line Company, LLC	03/20/2010	1.00:1	34,285.00	6,857.00	13,714.00	13,714.00	13,714.00
		POLLUTION PREVENTION	The Respondent shall contribute the SEP Offset Amount to the Third-Party Recipient named above. The contribution will be to Texas PTA for the Texas PTA Clean School Bus Program as set forth in an agreement between the Third-Party Recipient and the TCEQ. Specifically, the contribution will be used to reimburse local school districts for the cost of the following activities to reduce emissions: 1) replacing older diesel buses with alternative fueled or clean diesel buses; or 2) retrofitting older diesel buses with new, cleaner technology. All dollars contributed will be used solely for the direct cost of the project and no portion will be spent on administrative costs. The SEP will be done in accordance with all federal, state and local environmental laws and regulations.					13,714.00	13,714.00
AQ	37943	INEOS USA LLC	04/11/2010	1.00:1	40,000.00	0.00	20,000.00	20,000.00	20,000.00

* There are Multiple Respondent Names associated to this Case No.

Appendix 8: List of SEP's & SEP Projects - FY2010

Single Program

	POLLUTION PREVENTION	The Respondent shall contribute to the Third-Party Recipient pursuant to the agreement between the Third-Party Recipient and the TCEQ. Specifically, the contribution will be used to aid local school districts, area transit agencies, and local governments in need of funding assistance to pay for the cost of the following activities to reduce emissions: 1) replacing older diesel buses with alternative fuelled or clean diesel buses; or 2) retrofitting older diesel buses with new, cleaner technology. The funds will be disbursed on a needs-rated basis, using non-attainment area status, condition of buses, and economic status of the recipient as possible rating factors if competition for the funds exists. To maximize funds, retrofitting will take priority over replacement of buses. Older buses deemed not suitable for retrofitting will be permanently retired and sold only for scrap. Acceptable retrofit technologies include particulate matter traps, diesel particulate matter filters, nitrogen oxides (NOx) reduction catalyst technology in combination with diesel particulate filters, and other emission control technologies that are developed and approved by the United States Environmental Protection Agency ("EPA") or the California Air Resources Board.	20,000.00	20,000.00					
AQ	37491	ExxonMobil Oil Corporation	10/04/2009	1.00:1	20,000.00	4,000.00	8,000.00	8,000.00	8,000.00
	POLLUTION PREVENTION	The Respondent shall contribute to the Third-Party Recipient pursuant to the agreement between the Third-Party Recipient and the TCEQ. Specifically, the contribution will be used to aid local school districts, area transit agencies, and local governments in need of funding assistance to pay for the cost of the following activities to reduce emissions: 1) replacing older diesel buses with alternative fuelled or clean diesel buses; or 2) retrofitting older diesel buses with new, cleaner technology. The funds will be disbursed on a needs-rated basis, using non-attainment area status, condition of buses, and economic status of the recipient as possible rating factors if competition for the funds exists. To maximize funds, retrofitting will take priority over replacement of buses. Older buses deemed not suitable for retrofitting will be permanently retired and sold only for scrap.	8,000.00	8,000.00					
AQ	37165	Formosa Plastics Corporation, Texas	10/04/2009	1.00:1	62,555.00	12,511.00	25,022.00	25,022.00	25,022.00
	POLLUTION PREVENTION	The Respondent shall contribute to the Third-Party Recipient pursuant to the agreement between the Third-Party Recipient and the TCEQ. Specifically, the contribution will be used to assist in the rehabilitation of the wastewater treatment system, including: replacement of the main sanitary sewer lift station to prevent sewage overflows or backups of sewage into residences; replacement of the final effluent outfall line at the wastewater treatment facility site; demolition of portions of the former site to alleviate storm water inflow into the chlorine contact chamber; and engineering design and oversight for the project.	25,022.00	25,022.00					
AQ	38679	ISP Synthetic Elastomers LLC	04/25/2010	1.00:1	10,450.00	2,090.00	4,180.00	4,180.00	4,180.00

* There are Multiple Respondent Names associated to this Case No.

Appendix 8: List of SEP's & SEP Projects - FY2010

Single Program

POLLUTION PREVENTION		The Respondent shall contribute the SEP Amount to the Third-Party Recipient named above. The contribution will be Southeast Texas Regional Planning Commission to be used for the Southeast Texas Regional Air Monitoring Network Ambient Air Monitoring Station as set forth in agreement between the Third-Party Recipient and the TCEQ. Specifically, the contribution will be used to install, operate, and maintain a stationary ambient air monitoring station in the vicinity of Memorial High School Ninth Grade Campus. The station will employ canister sampling, a hydrocarbon analyzer, and/or a chromatograph. Ancillary equipment will include a sample conditioning system, a ten meter meteorological tower, a climate controlled equipment shelter, a remote communications system, and have electronic data logging capabilities. The station will continuously sample and analyze the ambient air for a wide range of hydrocarbon species in accordance with Environmental Protection Agency's recommended "TO-14" list. SEP monies will be used for the cost of purchasing, installing, operating, and maintaining the air monitoring station along with its ancillary equipment.					4,180.00	4,180.00	
AQ	38485	KM Liquids Terminals LLC	05/09/2010	1.00:1	12,000.00	2,400.00	4,800.00	4,800.00	4,800.00
POLLUTION PREVENTION		The Respondent shall contribute the SEP Offset Amount to the Third-Party Recipient named above. The contribution will be to Houston-Galveston AERCO for the Clean Cities/Clean Vehicles Program as set forth in an agreement between the Third-Party Recipient and the TCEQ. SEP monies will be used to aid local school districts and area transit agencies in reaching local match requirements mandated by the Federal Highway Administration's ("FHWA") Congestion Mitigation/Air Quality funding program. SEP monies will be disbursed to school districts and transit agencies in need of funding assistance in the Houston-Galveston non-attainment area. Those SEP monies will be used exclusively by the school districts and transit agencies as supplements to meet the local match requirements of the EPA. SEP monies will be used to pay for the cost of replacing older diesel buses with alternative fueled or clean diesel buses. The old buses will be permanently retired and only sold for scrap. The schools and transit agencies will also use the SEP monies to retrofit more buses to reduce emissions. Houston-Galveston AERCO will send the TCEQ verification in the form of paid invoices and other documentation to show that the retrofits were completed. Retrofit technologies include particulate matter traps, diesel particulate matter filters, NOx reduction catalyst technology in combination with diesel particulate filters, and other emission control technologies that are developed and approved by EPA or the California Air Resources Board.					4,800.00	4,800.00	
AQ	37694	Sunoco Partners Marketing & Terminals L.P.	11/27/2009	1.00:1	50,125.00	10,025.00	20,050.00	20,050.00	20,050.00

* There are Multiple Respondent Names associated to this Case No.

Appendix 8: List of SEP's & SEP Projects - FY2010

Single Program

POLLUTION PREVENTION									
<p>The Respondent shall contribute to the Third-Party Recipient pursuant to the agreement between the Third-Party Recipient and the TCEQ. Specifically, the contribution will be used to aid local school districts, area transit agencies, and local governments in need of funding assistance to pay for the cost of the following activities to reduce emissions: 1) replacing older diesel buses with alternative fuelled or clean diesel buses; or 2) retrofitting older diesel buses with new, cleaner technology. The funds will be disbursed on a needs-rated basis, using non-attainment area status, condition of buses, and economic status of the recipient as possible rating factors if competition for the funds exists. To maximize funds, retrofitting will take priority over replacement of buses. Older buses deemed not suitable for retrofitting will be permanently retired and sold only for scrap.</p> <p>Acceptable retrofit technologies include particulate matter traps, diesel particulate matter filters, nitrogen oxides (NOx) reduction catalyst technology in combination with diesel particulate filters, and other emission control technologies that are developed and approved by the United States Environmental Protection Agency ("EPA") or the California Air Resources Board.</p>									
							20,050.00	20,050.00	
AQ	38360	Valero Refining-Texas, L.P.	05/09/2010	1.00:1	23,330.00	4,666.00	9,332.00	9,332.00	9,332.00
POLLUTION PREVENTION									
<p>The Respondent shall contribute the SEP Offset Amount to the Third-Party Recipient named above. The contribution will be to Houston-Galveston AERCO for the Clean Cities/Clean Vehicles Program as set forth in an agreement between the Third-Party Recipient and the TCEQ. SEP monies will be used to aid local school districts and area transit agencies in reaching local match requirements mandated by the Federal Highway Administration's ("FHWA") Congestion Mitigation/Air Quality funding program. SEP monies will be disbursed to school districts and transit agencies in need of funding assistance in the Houston-Galveston non-attainment area. Those SEP monies will be used exclusively by the school districts and transit agencies as supplements to meet the local match requirements of the EPA. SEP monies will be used to pay for the cost of replacing older diesel buses with alternative fuelled or clean diesel buses. The old buses will be permanently retired and only sold for scrap. The schools and transit agencies will also use the SEP monies to retrofit more buses to reduce emissions. Houston-Galveston AERCO will send the TCEQ verification in the form of paid invoices and other documentation to show that the retrofits were completed. Retrofit technologies include particulate matter traps, diesel particulate matter filters, NOx reduction catalyst technology in combination with diesel particulate filters, and other emission control technologies that are developed and approved by EPA or the California Air Resources Board.</p>									
							9,332.00	9,332.00	
AQ	37010	Exxon Mobil Corporation	09/21/2009	1.00:1	19,875.00	3,975.00	7,950.00	7,950.00	7,950.00

* There are Multiple Respondent Names associated to this Case No.

Appendix 8: List of SEP's & SEP Projects - FY2010

Single Program

	POLLUTION PREVENTION		The Respondent will contribute to Houston-Galveston AERCO's Clean Cities/Clean Vehicles Program in Harris County. The contribution will be used in accordance with the Supplemental Environmental Project Agreement between the Houston-Galveston AERCO and the Texas Commission on Environmental Quality. SEP monies will be used to aid local school districts and area transit agencies in reaching local match requirements mandated by the Federal Highway Administration's ("FHWA") Congestion Mitigation/Air Quality funding program. SEP monies will be disbursed to school districts and transit agencies in need of funding assistance in the Houston-Galveston non-attainment area. Those SEP monies will be used exclusively by the school districts and transit agencies as supplements to meet the local match requirements of the EPA. SEP monies will be used to pay for the cost of replacing older diesel buses with alternative fueled or clean diesel buses. The old buses will be permanently retired and only sold for scrap. The schools and transit agencies will also use the SEP monies to retrofit more buses to reduce emissions. Houston-Galveston AERCO will send the TCEQ verification in the form of paid invoices and other documentation to show that the retrofits were completed. Retrofit technologies include particulate matter traps, diesel particulate matter filters, NOx reduction catalyst technology in combination with diesel particulate filters, and other emission control technologies that are developed and approved by EPA or the California Air Resources Board.				7,950.00	7,950.00	
AQ	38010	Kinder Morgan Liquids Terminals LLC	04/25/2010	1.00:1	13,480.00	2,696.00	5,392.00	5,392.00	5,392.00
	POLLUTION PREVENTION		The Respondent will contribute to Houston-Galveston AERCO's Clean Cities/Clean Vehicles Program. The contribution will be used in accordance with the Supplemental Environmental Project Agreement between the Houston-Galveston AERCO and the Texas Commission on Environmental Quality. SEP monies will be used to aid local school districts and area transit agencies in reaching local match requirements mandated by the Federal Highway Administration's ("FHWA") Congestion Mitigation/Air Quality funding program. SEP monies will be disbursed to school districts and transit agencies in need of funding assistance in the Houston-Galveston non-attainment area. Those SEP monies will be used exclusively by the school districts and transit agencies as supplements to meet the local match requirements of the EPA. SEP monies will be used to pay for the cost of replacing older diesel buses with alternative fueled or clean diesel buses. The old buses will be permanently retired and only sold for scrap. The schools and transit agencies will also use the SEP monies to retrofit more buses to reduce emissions. Houston-Galveston AERCO will send the TCEQ verification in the form of paid invoices and other documentation to show that the retrofits were completed. Retrofit technologies include particulate matter traps, diesel particulate matter filters, NOx reduction catalyst technology in combination with diesel particulate filters, and other emission control technologies that are developed and approved by EPA or the California Air Resources Board.				5,392.00	5,392.00	
AQ	37928	Gulf Coast Waste Disposal Authority	01/28/2010	1.00:1	7,350.00	1,470.00	0.00	5,880.00	5,880.00

* There are Multiple Respondent Names associated to this Case No.

Appendix 8: List of SEP's & SEP Projects - FY2010

Single Program

		POLLUTION PREVENTION	The Respondent will contribute to Barbers Hill Independent School District's ("Barbers Hill ISD") Alternative Fueled Vehicle and Equipment Program in Harris County. The contribution will be used in accordance with the Supplemental Environmental Project Agreement between Barbers Hill ISD and the Texas Commission on Environmental Quality. SEP monies will be used to retire current diesel-powered or gasoline powered vehicles and equipment and replace those vehicles and equipment with alternative-fueled vehicles and equipment; convert current vehicles and equipment to alternative-fueled equipment; or retrofit current gasoline or diesel-powered equipment. SEP Funds will only be used for the incremental costs of purchase of clean fuel or lower-emission vehicles or retrofit of existing vehicles and for the purchase of these cleaner burning fuels.				5,880.00	5,880.00	
AQ	34660	Diamond Shamrock Refining Company, L.P.	11/13/2009	1.00:1	140,443.00	28,088.00	56,178.00	56,177.00	56,177.00
		CLEAN UP	The Respondent shall contribute to the Third-Party Recipient pursuant to the agreement between the Third-Party Recipient and the TCEQ. Specifically, the contribution will be used to coordinate with city and/or county governmental officials regarding the clean up of sites where trash has been disposed of illegally. Eligible sites will be limited to those where a responsible party can not be identified and where there is no pre-existing obligation to clean up the site by the owner or the government. Additionally, reasonable efforts must have already been taken to prevent the dumping. SEP monies will be used to pay for the direct cost of collection and disposal of debris. All dollars contributed will be used solely for the direct cost of the project and no portion will be spent on administrative costs. The SEP will be done in accordance with all federal, state and local environmental laws and regulations.				56,177.00	56,177.00	
AQ	36535	Eastman Chemical Company	01/28/2010	1.00:1	75,839.00	0.00	37,920.00	37,919.00	37,919.00
		CLEAN UP	RC&D will coordinate with local city and county government officials to clean-up sites where tires have been disposed of illegally. Contributions will be used to clean up illegal tire sites. Eligible sites will be limited to areas where a responsible party can not be identified and where there is no preexisting obligation to clean up the site by the owner or government. SEP monies will be used for the direct cost of collection and disposal of debris and tires.				37,919.00	37,919.00	
AQ	38092	The Dow Chemical Company	04/11/2010	1.00:1	146,917.00	0.00	73,459.00	73,458.00	73,458.00
		POLLUTION PREVENTION	The Respondent shall contribute the SEP Offset Amount to the Third-Party Recipient named above. The contribution will be to Texas PTA for the Texas PTA Clean School Bus Program as set forth in an agreement between the Third-Party Recipient and the TCEQ. Specifically, the contribution will be used to reimburse local school districts for the cost of the following activities to reduce emissions: 1) replacing older diesel buses with alternative fueled or clean diesel buses; or 2) retrofitting older diesel buses with new, cleaner technology. All dollars contributed will be used solely for the direct cost of the project and no portion will be spent on administrative costs. The SEP will be done in accordance with all federal, state and local environmental laws and regulations.				73,458.00	73,458.00	
AQ	37573	Exxon Mobil Corporation	10/31/2009	1.00:1	9,325.00	1,865.00	3,730.00	3,730.00	3,730.00

* There are Multiple Respondent Names associated to this Case No.

Appendix 8: List of SEP's & SEP Projects - FY2010

Single Program

	POLLUTION PREVENTION	The Respondent will contribute to Houston-Galveston AERCO's Clean Cities/Clean Vehicles Program in Harris County. The contribution will be used in accordance with the Supplemental Environmental Project Agreement between the Houston-Galveston AERCO and the Texas Commission on Environmental Quality. SEP monies will be used to aid local school districts and area transit agencies in reaching local match requirements mandated by the Federal Highway Administration's ("FHWA") Congestion Mitigation/Air Quality funding program. SEP monies will be disbursed to school districts and transit agencies in need of funding assistance in the Houston-Galveston non-attainment area. Those SEP monies will be used exclusively by the school districts and transit agencies as supplements to meet the local match requirements of the EPA. SEP monies will be used to pay for the cost of replacing older diesel buses with alternative fueled or clean diesel buses. The old buses will be permanently retired and only sold for scrap. The schools and transit agencies will also use the SEP monies to retrofit more buses to reduce emissions. Houston-Galveston AERCO will send the TCEQ verification in the form of paid invoices and other documentation to show that the retrofits were completed. Retrofit technologies include particulate matter traps, diesel particulate matter filters, NOx reduction catalyst technology in combination with diesel particulate filters, and other emission control technologies that are developed and approved by EPA or the California Air Resources Board.					3,730.00	3,730.00	
AQ	37893	DCP Midstream, LP	02/22/2010	1.00:1	9,150.00	1,830.00	3,660.00	3,660.00	3,660.00
	POLLUTION PREVENTION	The Respondent shall contribute to the Third-Party Recipient pursuant to the agreement between the Third-Party Recipient and the TCEQ. Specifically, the contribution will be used to aid local school districts, area transit agencies, and local governments in need of funding assistance to pay for the cost of the following activities to reduce emissions: 1) replacing older diesel buses with alternative fuelled or clean diesel buses; or 2) retrofitting older diesel buses with new, cleaner technology. The funds will be disbursed on a needs-rated basis, using non-attainment area status, condition of buses, and economic status of the recipient as possible rating factors if competition for the funds exists. To maximize funds, retrofitting will take priority over replacement of buses. Older buses deemed not suitable for retrofitting will be permanently retired and sold only for scrap.					3,660.00	3,660.00	
AQ	38796	Exxon Mobil Corporation	06/04/2010	1.00:1	10,000.00	0.00	5,000.00	5,000.00	5,000.00
	POLLUTION PREVENTION	The Respondent shall contribute the SEP Offset Amount to the Third-Party Recipient named above. The contribution will be to Barbers Hill Independent School District for the Alternative Fueled Vehicle and Equipment Program as set forth in an agreement between the Third-Party Recipient and the TCEQ. SEP monies will be used to retire current diesel-powered or gasoline powered vehicles and equipment and replace those vehicles and equipment with alternative-fueled vehicles and equipment; convert current vehicles and equipment to alternative-fueled equipment; or retrofit current gasoline or diesel-powered equipment. SEP Funds will only be used for the incremental costs of purchase of clean fuel or lower-emission vehicles or retrofit of existing vehicles and for the purchase of these cleaner burning fuels.					5,000.00	5,000.00	
AQ	37762	Rohm and Haas Texas Incorporated	12/18/2009	1.00:1	10,000.00	2,000.00	4,000.00	4,000.00	4,000.00

* There are Multiple Respondent Names associated to this Case No.

Appendix 8: List of SEP's & SEP Projects - FY2010

Single Program

		POLLUTION PREVENTION	Performing Party shall use SEP Funds to operate, maintain, and potentially expand portions of the existing Houston Regional Monitoring Corporation Ambient Air Quality Monitoring Network in the Houston area in order to continue to provide information on data quality and trends to the public, TCEQ, and industry representatives. SEP funds may be used to operate a single monitoring site or multiple sites contingent upon the amount of SEP funds provided.				4,000.00	4,000.00	
AQ	37935	Rohm and Haas Texas Incorporated	08/30/2010	1.00:1	542,251.00	0.00	271,126.00	271,125.00	271,125.00
		POLLUTION PREVENTION	The Respondent shall contribute to the Third-Party Recipient pursuant to the agreement between the Third-Party Recipient and the TCEQ. Specifically, the contribution will be used to aid local school districts, area transit agencies, and local governments in need of funding assistance to pay for the cost of the following activities to reduce emissions: 1) replacing older diesel buses with alternative fuelled or clean diesel buses; or 2) retrofitting older diesel buses with new, cleaner technology. The funds will be disbursed on a needs-rated basis, using non-attainment area status, condition of buses, and economic status of the recipient as possible rating factors if competition for the funds exists. To maximize funds, retrofitting will take priority over replacement of buses. Older buses deemed not suitable for retrofitting will be permanently retired and sold only for scrap.					271,125.00	271,125.00
AQ	38908	Shell Oil Company	06/26/2010	1.00:1	10,000.00	0.00	5,000.00	5,000.00	5,000.00
		POLLUTION PREVENTION	Performing Party shall use SEP Funds to operate, maintain, and potentially expand portions of the existing Houston Regional Monitoring Corporation Ambient Air Quality Monitoring Network in the Houston area in order to continue to provide information on data quality and trends to the public, TCEQ, and industry representatives. SEP funds may be used to operate a single monitoring site or multiple sites contingent upon the amount of SEP funds provided.					5,000.00	5,000.00
AQ	39021	Valero Refining-Texas, L.P.	08/09/2010	1.00:1	10,000.00	2,000.00	4,000.00	4,000.00	4,000.00
		POLLUTION PREVENTION	The Respondent shall contribute the SEP Offset Amount to the Third-Party Recipient named above. The contribution will be to Houston-Galveston AERCO for the Clean Cities/Clean Vehicles Program as set forth in an agreement between the Third-Party Recipient and the TCEQ. SEP monies will be used to aid local school districts and area transit agencies in reaching local match requirements mandated by the Federal Highway Administration's ("FHWA") Congestion Mitigation/Air Quality funding program. SEP monies will be disbursed to school districts and transit agencies in need of funding assistance in the Houston-Galveston non-attainment area. Those SEP monies will be used exclusively by the school districts and transit agencies as supplements to meet the local match requirements of the EPA. SEP monies will be used to pay for the cost of replacing older diesel buses with alternative fuelled or clean diesel buses. The old buses will be permanently retired and only sold for scrap. The schools and transit agencies will also use the SEP monies to retrofit more buses to reduce emissions. Houston-Galveston AERCO will send the TCEQ verification in the form of paid invoices and other documentation to show that the retrofits were completed. Retrofit technologies include particulate matter traps, diesel particulate matter filters, NOx reduction catalyst technology in combination with diesel particulate filters, and other emission control technologies that are developed and approved by EPA or the California Air Resources Board.					4,000.00	4,000.00
AQ	36759	Exxon Mobil Corporation	10/18/2009	1.00:1	30,000.00	0.00	15,000.00	15,000.00	15,000.00

* There are Multiple Respondent Names associated to this Case No.

Appendix 8: List of SEP's & SEP Projects - FY2010

Single Program

	POLLUTION PREVENTION		The Respondent will contribute to Houston-Galveston AERCO's Clean Cities/Clean Vehicles Program in Harris County. The contribution will be used in accordance with the Supplemental Environmental Project Agreement between the Houston-Galveston AERCO and the Texas Commission on Environmental Quality. SEP monies will be used to aid local school districts and area transit agencies in reaching local match requirements mandated by the Federal Highway Administration's ("FHWA") Congestion Mitigation/Air Quality funding program. SEP monies will be disbursed to school districts and transit agencies in need of funding assistance in the Houston-Galveston non-attainment area. Those SEP monies will be used exclusively by the school districts and transit agencies as supplements to meet the local match requirements of the EPA. SEP monies will be used to pay for the cost of replacing older diesel buses with alternative fueled or clean diesel buses. The old buses will be permanently retired and only sold for scrap. The schools and transit agencies will also use the SEP monies to retrofit more buses to reduce emissions. Houston-Galveston AERCO will send the TCEQ verification in the form of paid invoices and other documentation to show that the retrofits were completed. Retrofit technologies include particulate matter traps, diesel particulate matter filters, NOx reduction catalyst technology in combination with diesel particulate filters, and other emission control technologies that are developed and approved by EPA or the California Air Resources Board.				15,000.00	15,000.00	
IHW	37414	Multi-Chem Group, LLC	02/22/2010	1.00:1	141,335.00	28,267.00	56,534.00	56,534.00	56,534.00
	CLEAN UP		RC&D will coordinate with local city and county government officials to clean-up sites where tires have been disposed of illegally. Contributions will be used to clean up illegal tire sites. Eligible sites will be limited to areas where a responsible party can not be identified and where there is no preexisting obligation to clean up the site by the owner or government. SEP monies will be used for the direct cost of collection and disposal of debris and tires.				56,534.00	56,534.00	
IHW	36521	E. I. du Pont de Nemours and Company	08/09/2010	1.00:1	85,500.00	17,100.00	34,200.00	34,200.00	34,200.00
	POLLUTION PREVENTION		The Respondent shall contribute the SEP Offset Amount to the Third-Party Recipient named above. The contribution will be to Texas Air Quality Research Center at Lamar University for the Flare Speciation and Air Quality Modeling project to be used as set forth in an agreement between the Third-Party Recipient and the TCEQ. SEP funds will be used for advanced modeling and simulations to identify the VOC species generated and emitted from industrial flares at chemical process facilities under various operating conditions and environmental conditions as well as determine the Combustion Efficiency (CE) and Destruction and Removal Efficiency (DRE). All dollars contributed will be used solely for the direct cost of the project and no portion will be spent on administrative costs. The SEP will be done in accordance with all federal, state and local environmental laws and regulations.				34,200.00	34,200.00	
IHW	38981	BFI Waste Services of Texas, LP	08/21/2010	1.00:1	7,650.00	1,530.00	3,060.00	3,060.00	3,060.00

* There are Multiple Respondent Names associated to this Case No.

Appendix 8: List of SEP's & SEP Projects - FY2010

Single Program

		POLLUTION PREVENTION	The Respondent shall contribute to the SEP offset amount to the Third-Party Recipient named above. The contribution will be to Gulf Coast Waste Disposal Authority to be used for the River, Lakes, Bays, and Bayous Trash Bash Program as set forth in an agreement between the Third-Party Recipient and the TCEQ. Trash Bash is an annual event that entails the use of volunteers to clean up trash and pollutants from Galveston Bay and waterways in the San Jacinto watershed. The project has resulted in the removal of an average of 141.7 tons of trash and 729 abandoned tires annually from these waterways. SEP monies will be used to pay for materials, supplies, disposal cost and transportation cost directly associated with the clean up of trash and pollutants from the Galveston Bay and waterways in the San Jacinto watershed.				3,060.00	3,060.00	
IHW	37278	Oglebay Norton Industrial Sands, Inc.	10/04/2009	1.00:1	11,425.00	2,285.00	4,570.00	4,570.00	4,570.00
		POLLUTION PREVENTION	The Respondent shall contribute to the Third-Party Recipient pursuant to the agreement between the Third-Party Recipient and the TCEQ. Specifically, the contribution will be used to clean-up sites where tires have been disposed of illegally. Eligible sites will be limited to those where a responsible party cannot be found and where reasonable efforts have been made to prevent the dumping. SEP monies will be used to pay for the direct cost of collecting and disposing of tires. All dollars contributed will be used solely for the direct cost of the project and no portion will be spent on administrative costs. The SEP will be done in accordance with all federal, state and local environmental laws and regulations.				4,570.00	4,570.00	
IHW	38093	Exxon Mobil Corporation	04/11/2010	1.00:1	40,550.00	8,110.00	16,220.00	16,220.00	16,220.00
		POLLUTION PREVENTION	The Respondent shall contribute to the Third-Party Recipient pursuant to the agreement between the Third-Party Recipient and the TCEQ. Specifically, the contribution will be used to provide low income rural homeowners with assistance to enable the repair or replacement of their failing on-site wastewater systems. SEP monies will be used to pay for the labor and materials costs related to repairing or replacing the failing systems. The recipients will not be charged for the cost of replacing or repairing the failing systems.				16,220.00	16,220.00	
IHW	38867	Stolthaven Houston, Inc.	08/30/2010	1.00:1	36,530.00	7,306.00	14,612.00	14,612.00	14,612.00
		POLLUTION PREVENTION	The Respondent shall contribute the SEP Amount to the Third-Party Recipient pursuant to the agreement between the Third-Party Recipient and the TCEQ. Specifically, the contribution will be used to provide local residents with a means of properly disposing household hazardous wastes such as paint, thinners, pesticides, oil and gas, corrosive cleaners, and fertilizers in one day collection events. SEP monies will be used to pay for the associated labor, materials, and disposal costs. Citizens will not be charged disposal fees. The project is administered in accordance with TCEQ guidance on household hazardous waste and in compliance with federal, state, and local environmental laws and regulations. All dollars contributed will be used solely for the direct cost of the project and no portion will be spent on administrative costs.				14,612.00	14,612.00	
IHW	36635	The Dow Chemical Company	11/27/2009	1.00:1	97,500.00	19,500.00	39,000.00	39,000.00	39,000.00

* There are Multiple Respondent Names associated to this Case No.

Appendix 8: List of SEP's & SEP Projects - FY2010

Single Program

	POLLUTION PREVENTION	The Respondent will contribute to Houston-Galveston AERCO's Clean Cities/Clean Vehicles Program in Harris County. The contribution will be used in accordance with the Supplemental Environmental Project Agreement between the Houston-Galveston AERCO and the Texas Commission on Environmental Quality. SEP monies will be used to aid local school districts and area transit agencies in reaching local match requirements mandated by the Federal Highway Administration's ("FHWA") Congestion Mitigation/Air Quality funding program. SEP monies will be disbursed to school districts and transit agencies in need of funding assistance in the Houston-Galveston non-attainment area. Those SEP monies will be used exclusively by the school districts and transit agencies as supplements to meet the local match requirements of the EPA. SEP monies will be used to pay for the cost of replacing older diesel buses with alternative fueled or clean diesel buses. The old buses will be permanently retired and only sold for scrap. The schools and transit agencies will also use the SEP monies to retrofit more buses to reduce emissions. Houston-Galveston AERCO will send the TCEQ verification in the form of paid invoices and other documentation to show that the retrofits were completed. Retrofit technologies include particulate matter traps, diesel particulate matter filters, NOx reduction catalyst technology in combination with diesel particulate filters, and other emission control technologies that are developed and approved by EPA or the California Air Resources Board.					39,000.00	39,000.00	
MSW	34964	City of Crowell *	06/18/2010	1.00:1	11,500.00	0.00	0.00	11,500.00	11,500.00
	POLLUTION REDUCTION	The Respondent Foard County shall provide supplemental energy efficiency upgrades to public buildings and infrastructure. Upgrades may include but are not limited to weatherization, energy-reduction modifications such as use of renewable energy sources; building envelope upgrades (cool roofs, exterior shading, optimized insulation and air sealing), installation of high-efficiency lighting fixtures and occupancy sensors for both lighting and HVAC, high-efficiency demand-controlled ventilation and energy-efficient boilers, more efficient exterior lighting and energy-efficient office equipment, replacing heating, ventilation, and cooling (HVAC) systems with more efficient boilers, motors, and variable-speed drives; reducing energy and maintenance costs by installing centralized energy management systems; lowering electric lighting and cooling loads and boosting productivity through increased use of daylighting, or installation of LED traffic lights.					11,500.00	11,500.00	
MSW	38043	Village Farms, L.P.	01/28/2010	1.00:1	4,600.00	920.00	1,840.00	1,840.00	1,840.00
	POLLUTION PREVENTION	The Respondent shall contribute to the Third-Party Recipient pursuant to the agreement between the Third-Party Recipient and the TCEQ. Specifically, the contribution will be used to coordinate with city and/or county governmental officials regarding the clean up of sites where trash has been disposed of illegally. Eligible sites will be limited to those where a responsible party can not be identified and where there is no pre-existing obligation to clean up the site by the owner or the government. Additionally, reasonable efforts must have already been taken to prevent the dumping. SEP monies will be used to pay for the direct cost of collection and disposal of debris. All dollars contributed will be used solely for the direct cost of the project and no portion will be spent on administrative costs. The SEP will be done in accordance with all federal, state and local environmental laws and regulations.					1,840.00	1,840.00	
MSW	36534	City of Marshall *	10/04/2009	1.00:1	5,400.00	1,080.00	2,160.00	2,160.00	2,160.00

* There are Multiple Respondent Names associated to this Case No.

Appendix 8: List of SEP's & SEP Projects - FY2010

Single Program

	CLEAN UP	The Respondents shall contribute to the Third-Party Recipient pursuant to the agreement between the Third-Party Recipient and the TCEQ. Specifically, the contribution will be used to coordinate with city and/or county governmental officials regarding the clean up of sites where trash has been disposed of illegally. Eligible sites will be limited to those where a responsible party can not be identified and where there is no pre-existing obligation to clean up the site by the owner or the government. Additionally, reasonable efforts must have already been taken to prevent the dumping. SEP monies will be used to pay for the direct cost of collection and disposal of debris. All dollars contributed will be used solely for the direct cost of the project and no portion will be spent on administrative costs. The SEP will be done in accordance with all federal, state and local environmental laws and regulations.					2,160.00	2,160.00	
PST	35943	LEEMAK 529 LLC	06/26/2010	1.00:1	62,316.00	0.00	31,158.00	31,158.00	31,158.00
	CLEAN UP	RC&D will coordinate with local city and county government officials to clean-up sites where tires have been disposed of illegally. Contributions will be used to clean up illegal tire sites. Eligible sites will be limited to areas where a responsible party can not be identified and where there is no preexisting obligation to clean up the site by the owner or government. SEP monies will be used for the direct cost of collection and disposal of debris and tires.					31,158.00	31,158.00	
PST	38190	National Convenience Stores Incorporated	04/25/2010	1.00:1	6,221.00	1,244.00	2,489.00	2,488.00	2,488.00
	POLLUTION PREVENTION	The Respondent shall contribute to the SEP offset amount to the Third-Party Recipient named above. The contribution will be to Armand Bayou Nature Center to be used for the Coastal Tall Grass Management-Prescribed Burn Program and Prairie Restoration Project Program as set forth in an agreement between the Third-Party Recipient and the TCEQ. Specifically, the contribution will be used to pay for the labor and materials costs associated with conducting prescribed burns, removing non-native trees, and for planting native trees and plants.					2,488.00	2,488.00	
PST	38001	Hempstead Independent School District	02/22/2010	1.00:1	11,875.00	2,375.00	0.00	9,500.00	9,500.00
	POLLUTION PREVENTION	The Respondent shall contribute to the SEP offset amount to the Third-Party Recipient named above. The contribution will be to Texas Association of Resource Conservation and Development Areas, Inc. to be used for the RC&D Water or Wastewater Treatment Assistance Program as set forth in an agreement between the Third-Party Recipient and the TCEQ. Specifically, the contribution will be used to provide low income rural homeowners with assistance to enable the repair or replacement of their failing on-site wastewater systems. SEP monies will be used to pay for the labor and materials costs related to repairing or replacing the failing systems. The recipients will not be charged for the cost of replacing or repairing the failing systems.					9,500.00	9,500.00	
PST	39319	BAYLOR UNIVERSITY	08/30/2010	1.00:1	3,875.00	775.00	0.00	3,100.00	3,100.00
	POLLUTION PREVENTION	The Respondent shall contribute to the SEP offset amount to the Third-Party Recipient named above. The contribution will be to Texas Association of Resource Conservation and Development Areas, Inc. to be used for the RC&D Water or Wastewater Treatment Assistance Program as set forth in an agreement between the Third-Party Recipient and the TCEQ. Specifically, the contribution will be used to provide low income rural homeowners with assistance to enable the repair or replacement of their failing on-site wastewater systems. SEP monies will be used to pay for the labor and materials costs related to repairing or replacing the failing systems. The recipients will not be charged for the cost of replacing or repairing the failing systems.					3,100.00	3,100.00	

* There are Multiple Respondent Names associated to this Case No.

Appendix 8: List of SEP's & SEP Projects - FY2010

Single Program

PST	39029	Nueces County	08/21/2010	1.00:1	5,125.00	1,025.00	0.00	4,100.00	4,100.00
		POLLUTION PREVENTION	<p>The Respondent shall contribute the SEP Offset Amount to the Third-Party Recipient named above. The contribution will be to Keep Texas Beautiful for the Stop Trashing Texas project as set forth in an agreement between the Third-Party Recipient and the TCEQ. Specifically, SEP funds will pay for the labor and disposal costs associated with cleanup of unauthorized trash dumps by supplying project coordination, labor, supplies, and materials for clean up events statewide. SEP funds used for this purpose shall be limited to the actual direct costs for the specific purpose necessary to meet the requirements of the SEP and no portion of the SEP funds will be spent on administrative costs related to this portion of the SEP. Trash dump cleanups may be coordinated with waste collection facilities and/or local governments to employ heavy machinery for the removal of large waste items. To the maximum extent possible, cleanups shall be accomplished with the use of volunteers from community groups, private companies, schools, and youth organizations. SEP Funds may be used for activities. This project will be administered in accordance with federal, state, and local environmental laws and regulations.</p>				2,050.00	2,050.00	
		POLLUTION PREVENTION	<p>The Respondent shall contribute the SEP Amount to the Third-Party Recipient pursuant to the agreement between the Third-Party Recipient and the TCEQ. Specifically, the contribution will be used to cleanup unauthorized dump sites, recycle materials when feasible, and properly dispose of all waste. Eligible sites will be limited to those where a responsible party cannot be found or is unable to clean the site and where reasonable efforts have been made to prevent the dumping.</p>				2,050.00	2,050.00	
PST	36574	Neelam Markets, Inc.	08/30/2010	1.00:1	121,750.00	0.00	60,875.00	60,875.00	60,875.00
		CLEAN UP	<p>Project shall identify sites where there is no responsible party who is able to pull the tanks. RC&D shall give written notification to TCEQ of the responsible parties who are not able to pull the tanks and request TCEQ approval of these sites. Once the site is approved by TCEQ, RC&D shall do the following: 1) conduct soil sampling and notify the TCEQ SEP Coordinator & the appropriate TCEQ Regional Office w/in 24 hours as to whether sampling indicates a tank has or has not leaked; 2) remove & properly dispose of any liquids found in the tanks; 3) do any necessary remediation; 4) backfill the hole; and 5) compile a UST closure report for each UST system removed.</p>				60,875.00	60,875.00	
PST	39097	Kleberg County	07/11/2010	1.00:1	7,025.00	1,405.00	0.00	5,620.00	5,620.00
		POLLUTION PREVENTION	<p>The Respondent shall contribute to the SEP offset amount to the Third-Party Recipient named above. The contribution will be to Texas Association of Resource Conservation and Development Areas, Inc. to be used for the RC&D Water or Wastewater Treatment Assistance Program as set forth in an agreement between the Third-Party Recipient and the TCEQ. Specifically, the contribution will be used to provide low income rural homeowners with assistance to enable the repair or replacement of their failing on-site wastewater systems. SEP monies will be used to pay for the labor and materials costs related to repairing or replacing the failing systems. The recipients will not be charged for the cost of replacing or repairing the failing systems.</p>				5,620.00	5,620.00	
PWS	37878	Kempner Water Supply Corporation	11/13/2009	1.00:1	1,762.00	352.00	0.00	1,410.00	1,410.00

* There are Multiple Respondent Names associated to this Case No.

Appendix 8: List of SEP's & SEP Projects - FY2010

Single Program

	POLLUTION PREVENTION	The Respondent will contribute to Lower Colorado River Authority ("LCRA") Household Hazardous Waste and Reusable Materials Collection. The contribution will be used in accordance with the Supplemental Environmental Project Agreement between the Lower Colorado River Authority and the Texas Commission on Environmental Quality. SEP monies will be used to sponsor household hazardous waste collection events, battery collection events, used oil collection events, paint collection events, and tire collection events in conjunction with local city and county governments through the LCRA Statutory District. These collection events provide citizens with a safe and convenient opportunity to properly dispose of household hazardous wastes such as: paint, tires, pesticides, motor oil, oil filters, antifreeze, batteries, and household cleaners. Citizens will be encouraged to reuse unused portions of properly labeled and handled chemical products (i.e. fertilizers, paints, and some pesticides/herbicides) through the reusable materials exchange. SEP monies will be used by LCRA to supplement scheduled events, and to add additional collection events. The LCRA has not previously budgeted for these supplemental, additional, or special collection events and will not budget for them.	1,410.00	1,410.00					
PWS	38959	Childress Creek Water Supply Corporation	07/11/2010	1.00:1	6,340.00	0.00	0.00	6,340.00	6,340.00
	POLLUTION PREVENTION	The Respondent shall contribute to the SEP offset amount to the Third-Party Recipient named above. The contribution will be to Texas Association of Resource Conservation and Development Areas, Inc. to be used for the RC&D Water or Wastewater Treatment Assistance Program as set forth in an agreement between the Third-Party Recipient and the TCEQ. Specifically, the contribution will be used to provide low income rural homeowners with assistance to enable the repair or replacement of their failing on-site wastewater systems. SEP monies will be used to pay for the labor and materials costs related to repairing or replacing the failing systems. The recipients will not be charged for the cost of replacing or repairing the failing systems.	6,340.00	6,340.00					
PWS	36564	City of Corpus Christi	02/22/2010	1.00:1	10,481.00	0.00	0.00	10,481.00	10,481.00
	ENVIRONMENTAL RESTORATION	The Respondent shall contribute the SEP Offset Amount to the Third-Party Recipient named above. The contribution will be to Coastal Bend Bays & Estuaries Program for the Colonial Waterbird Rookery Island Enhancement Project to be used by the Third-Party Recipient as set forth in an agreement between the Third-Party Recipient and the TCEQ. The SEP Offset Amount will be used to pay for the labor and material costs associated with preventing erosion in the unprotected areas of the islands and restoring parts of the islands that have suffered from erosion.	10,481.00	10,481.00					
PWS	25477	City Of Edgewood	10/04/2009	1.00:1	2,160.00	0.00	0.00	2,160.00	2,160.00
	POLLUTION PREVENTION	The Respondent shall contribute to the Third-Party Recipient pursuant to the agreement between the Third-Party Recipient and the TCEQ. Specifically, the contribution will be used to coordinate with city and/or county governmental officials regarding the clean up of sites where trash has been disposed of illegally. Eligible sites will be limited to those where a responsible party can not be identified and where there is no pre-existing obligation to clean up the site by the owner or the government. Additionally, reasonable efforts must have already been taken to prevent the dumping. SEP monies will be used to pay for the direct cost of collection and disposal of debris. All dollars contributed will be used solely for the direct cost of the project and no portion will be spent on administrative costs. The SEP will be done in accordance with all federal, state and local environmental laws and regulations.	2,160.00	2,160.00					

* There are Multiple Respondent Names associated to this Case No.

Appendix 8: List of SEP's & SEP Projects - FY2010

Single Program

PWS	37708	City of Palestine	02/22/2010	1.00:1	11,285.00	0.00	0.00	11,285.00	11,285.00
		POLLUTION PREVENTION	The Respondent shall contribute the SEP Amount to the Third-Party Recipient pursuant to the agreement between the Third-Party Recipient and the TCEQ. Specifically, the contribution will be used to provide local residents with a means of properly disposing household hazardous wastes such as paint, thinners, pesticides, oil and gas, corrosive cleaners, and fertilizers in one day collection events. SEP monies will be used to pay for the associated labor, materials, and disposal costs. Citizens will not be charged disposal fees. The project is administered in accordance with TCEQ guidance on household hazardous waste and in compliance with federal, state, and local environmental laws and regulations. All dollars contributed will be used solely for the direct cost of the project and no portion will be spent on administrative costs.					11,285.00	11,285.00
PWS	38806	Copperas Cove MHC, LLC	07/11/2010	1.00:1	5,207.00	1,041.00	2,083.00	2,083.00	2,083.00
		POLLUTION PREVENTION	The Respondent shall contribute to the SEP offset amount to the Third-Party Recipient named above. The contribution will be to Texas Association of Resource Conservation and Development Areas, Inc. to be used for the RC&D Water or Wastewater Treatment Assistance Program as set forth in an agreement between the Third-Party Recipient and the TCEQ. Specifically, the contribution will be used to provide low income rural homeowners with assistance to enable the repair or replacement of their failing on-site wastewater systems. SEP monies will be used to pay for the labor and materials costs related to repairing or replacing the failing systems. The recipients will not be charged for the cost of replacing or repairing the failing systems.					2,083.00	2,083.00
PWS	37732	City Of Slaton	02/22/2010	1.00:1	17,468.00	3,493.00	0.00	13,975.00	13,975.00
		POLLUTION PREVENTION	The Respondent shall contribute to the Third-Party Recipient pursuant to the agreement between the Third-Party Recipient and the TCEQ. Specifically, the Third-Party Recipient shall repair or replace failing water systems or on-site wastewater systems for low income homeowners. The Third-Party Recipient shall use SEP funds to pay for the labor and materials costs related to repairing or replacing the failing systems. The recipients will not be charged for the cost of replacing or repairing the failing systems. The Third-Party recipient shall use a consistent and documented system for determining eligible participants.					13,975.00	13,975.00
PWS	38303	Texas Department of Transportation	02/07/2010	1.00:1	5,840.00	0.00	0.00	5,840.00	5,840.00
		POLLUTION PREVENTION	The Respondent shall contribute to the Third-Party Recipient pursuant to the agreement between the Third-Party Recipient and the TCEQ. Specifically, the contribution will be used to provide low income rural homeowners with assistance to enable the repair or replacement of their failing on-site wastewater systems. SEP monies will be used to pay for the labor and materials costs related to repairing or replacing the failing systems. The recipients will not be charged for the cost of replacing or repairing the failing systems.					5,840.00	5,840.00
PWS	37921	Texas Department of Transportation	01/28/2010	1.00:1	10,465.00	0.00	0.00	10,465.00	10,465.00
		POLLUTION PREVENTION	The Respondent shall contribute to the Third-Party Recipient pursuant to the agreement between the Third-Party Recipient and the TCEQ. Specifically, the contribution will be used to provide low income rural homeowners with assistance to enable the repair or replacement of their failing on-site wastewater systems. SEP monies will be used to pay for the labor and materials costs related to repairing or replacing the failing systems. The recipients will not be charged for the cost of replacing or repairing the failing systems.					10,465.00	10,465.00
PWS	37299	City of La Villa	02/07/2010	1.00:1	3,172.00	0.00	0.00	3,172.00	3,172.00

* There are Multiple Respondent Names associated to this Case No.

Appendix 8: List of SEP's & SEP Projects - FY2010

Single Program

		POLLUTION REDUCTION	Project will repair or replace failing water systems or on-site wastewater systems for low-income homeowners. SEP funds will be used to pay for the labor and material costs related to repairing or replacing the failing systems. The recipients will not be charged for the cost of replacing or repairing the failing system. Benefit: Protect water sources for drinking, recreation and wildlife from contamination from the failing treatment systems; protect public health from contaminated drinking water supplies.				3,172.00	3,172.00	
PWS	37705	City of Trinity	12/18/2009	1.00:1	7,930.00	1,586.00	0.00	6,344.00	6,344.00
		POLLUTION PREVENTION	The Respondent shall contribute to the Third-Party Recipient pursuant to the agreement between the Third-Party Recipient and the TCEQ. Specifically, the contribution will be used to clean-up sites where tires have been disposed of illegally. Eligible sites will be limited to those where a responsible party cannot be found and where reasonable efforts have been made to prevent the dumping. SEP monies will be used to pay for the direct cost of collecting and disposing of tires. All dollars contributed will be used solely for the direct cost of the project and no portion will be spent on administrative costs. The SEP will be done in accordance with all federal, state and local environmental laws and regulations.					6,344.00	6,344.00
PWS	37473	City of Granite Shoals	10/04/2009	1.00:1	1,330.00	0.00	0.00	1,330.00	1,330.00
		POLLUTION PREVENTION	The Respondent will contribute to Lower Colorado River Authority ("LCRA") Household Hazardous Waste and Reusable Materials Collection. The contribution will be used in accordance with the Supplemental Environmental Project Agreement between the Lower Colorado River Authority and the Texas Commission on Environmental Quality. SEP monies will be used to sponsor household hazardous waste collection events, battery collection events, used oil collection events, paint collection events, and tire collection events in conjunction with local city and county governments through the LCRA Statutory District. These collection events provide citizens with a safe and convenient opportunity to properly dispose of household hazardous wastes such as: paint, tires, pesticides, motor oil, oil filters, antifreeze, batteries, and household cleaners. Citizens will be encouraged to reuse unused portions of properly labeled and handled chemical products (i.e. fertilizers, paints, and some pesticides/herbicides) through the reusable materials exchange. SEP monies will be used by LCRA to supplement scheduled events, and to add additional collection events. The LCRA has not previously budgeted for these supplemental, additional, or special collection events and will not budget for them.					1,330.00	1,330.00
PWS	34792	City of San Augustine	11/13/2009	1.00:1	9,525.00	0.00	0.00	9,525.00	9,525.00
		POLLUTION PREVENTION	The Respondent shall contribute to the Third-Party Recipient pursuant to the agreement between the Third-Party Recipient and the TCEQ. Specifically, the Third-Party Recipient shall repair or replace failing water systems or on-site wastewater systems for low income homeowners. The Third-Party Recipient shall use SEP funds to pay for the labor and materials costs related to repairing or replacing the failing systems. The recipients will not be charged for the cost of replacing or repairing the failing systems. The Third-Party recipient shall use a consistent and documented system for determining eligible participants.					9,525.00	9,525.00
PWS	16926	City of Huxley	10/04/2009	1.00:1	2,745.00	0.00	0.00	2,745.00	2,745.00

* There are Multiple Respondent Names associated to this Case No.

Appendix 8: List of SEP's & SEP Projects - FY2010

Single Program

		POLLUTION PREVENTION	The Respondent shall contribute to the Third-Party Recipient pursuant to the agreement between the Third-Party Recipient and the TCEQ. Specifically, the contribution will be used to provide low income rural homeowners with assistance to enable the repair or replacement of their failing on-site wastewater systems. SEP monies will be used to pay for the labor and materials costs related to repairing or replacing the failing systems. The recipients will not be charged for the cost of replacing or repairing the failing systems.				2,745.00	2,745.00	
PWS	23808	S.L.C. Water Supply Corporation	03/20/2010	1.00:1	12,215.00	0.00	0.00	12,215.00	12,215.00
		POLLUTION PREVENTION	The Respondent shall contribute the SEP Offset Amount to the Third-Party Recipient named above. The contribution will be to Keep Texas Beautiful to be used for the Texas Waterways Cleanup Program. Specifically, the contribution will be used to cleanup rivers, lakes, and shorelines, by supplying project coordination, labor, supplies, and materials for cleanup events and by providing assistance with disposal fees for proper disposal of wastes collected at events. To maximize the event, cleanups will use volunteers for labor. All dollars contributed will be used solely for the direct cost of the project and no portion will be spent on administrative costs. The SEP will be done in accordance with all federal, state and local environmental laws and regulations.				12,215.00	12,215.00	
PWS	38873	Texas Department of Criminal Justice	08/30/2010	1.00:1	3,675.00	735.00	0.00	2,940.00	2,940.00
		POLLUTION PREVENTION	The Respondent shall contribute to the SEP offset amount to the Third-Party Recipient named above. The contribution will be to Texas Association of Resource Conservation and Development Areas, Inc. to be used for the RC&D Water or Wastewater Treatment Assistance Program as set forth in an agreement between the Third-Party Recipient and the TCEQ. Specifically, the contribution will be used to provide low income rural homeowners with assistance to enable the repair or replacement of their failing on-site wastewater systems. SEP monies will be used to pay for the labor and materials costs related to repairing or replacing the failing systems. The recipients will not be charged for the cost of replacing or repairing the failing systems.				2,940.00	2,940.00	
PWS	37422	City of Emory	10/18/2009	1.00:1	19,430.00	0.00	0.00	19,430.00	19,430.00
		POLLUTION PREVENTION	The Respondent shall contribute to the Third-Party Recipient pursuant to the agreement between the Third-Party Recipient and the TCEQ. Specifically, the contribution will be used to provide low income rural homeowners with assistance to enable the repair or replacement of their failing on-site wastewater systems. SEP monies will be used to pay for the labor and materials costs related to repairing or replacing the failing systems. The recipients will not be charged for the cost of replacing or repairing the failing systems.				19,430.00	19,430.00	
PWS	27681	City of Marlin	12/18/2009	1.00:1	43,880.00	0.00	0.00	43,880.00	43,880.00
		CLEAN UP	Project will coordinate with city and/or county government for the clean up of sites where trash and debris has been disposed of illegally. Eligible sites will be limited to those where a responsible party can not be identified, there is no preexisting obligation to clean up the site by the owner or the government, and reasonable efforts have already been taken to prevent the dumping. SEP funds shall be used for the direct cost of collection and disposal of the trash and debris.				43,880.00	43,880.00	
WQ	37578	City of Palestine	12/18/2009	1.00:1	28,700.00	5,740.00	0.00	22,960.00	22,960.00

* There are Multiple Respondent Names associated to this Case No.

Appendix 8: List of SEP's & SEP Projects - FY2010

Single Program

	POLLUTION PREVENTION	The Respondent shall contribute the SEP Amount to the Third-Party Recipient pursuant to the agreement between the Third-Party Recipient and the TCEQ. Specifically, the contribution will be used to provide local residents with a means of properly disposing household hazardous wastes such as paint, thinners, pesticides, oil and gas, corrosive cleaners, and fertilizers in one day collection events. SEP monies will be used to pay for the associated labor, materials, and disposal costs. Citizens will not be charged disposal fees. The project is administered in accordance with TCEQ guidance on household hazardous waste and in compliance with federal, state, and local environmental laws and regulations. All dollars contributed will be used solely for the direct cost of the project and no portion will be spent on administrative costs.	22,960.00	22,960.00					
WQ	37784	City of Fort Worth	11/13/2009	1.00:1	6,250.00	0.00	0.00	6,250.00	6,250.00
	POLLUTION PREVENTION	The Respondent shall contribute to the Third-Party Recipient pursuant to the agreement between the Third-Party Recipient and the TCEQ. Specifically, the contribution will be used to cleanup rivers, lakes, and shorelines, by supplying project coordination, labor, supplies, and materials for cleanup events and by providing assistance with disposal fees for proper disposal of wastes collected at events. To maximize the event, cleanups will use volunteers for labor. All dollars contributed will be used solely for the direct cost of the project and no portion will be spent on administrative costs. The SEP will be done in accordance with all federal, state and local environmental laws and regulations.	6,250.00	6,250.00					
WQ	37169	Peaster Independent School District Public Facility Corporation	02/07/2010	1.00:1	31,460.00	0.00	0.00	31,460.00	31,460.00
	POLLUTION PREVENTION	The Respondent shall contribute to the Third-Party Recipient pursuant to the agreement between the Third-Party Recipient and the TCEQ. Specifically, the contribution will be used to aid local school districts, area transit agencies, and local governments in need of funding assistance to pay for the cost of the following activities to reduce emissions: 1) replacing older diesel buses with alternative fuelled or clean diesel buses; or 2) retrofitting older diesel buses with new, cleaner technology. The funds will be disbursed on a needs-rated basis, using non-attainment area status, condition of buses, and economic status of the recipient as possible rating factors if competition for the funds exists. To maximize funds, retrofitting will take priority over replacement of buses. Older buses deemed not suitable for retrofitting will be permanently retired and sold only for scrap.	31,460.00	31,460.00					
WQ	37614	Round Rock Independent School District	10/18/2009	1.00:1	7,000.00	1,400.00	0.00	5,600.00	5,600.00
	POLLUTION PREVENTION	The Respondent shall contribute to the Third-Party Recipient pursuant to the agreement between the Third-Party Recipient and the TCEQ. Specifically, the contribution will be used to clean-up sites where tires have been disposed of illegally. Eligible sites will be limited to those where a responsible party cannot be found and where reasonable efforts have been made to prevent the dumping. SEP monies will be used to pay for the direct cost of collecting and disposing of tires. All dollars contributed will be used solely for the direct cost of the project and no portion will be spent on administrative costs. The SEP will be done in accordance with all federal, state and local environmental laws and regulations.	5,600.00	5,600.00					
WQ	37826	Texas Parks and Wildlife Department	02/07/2010	1.00:1	5,040.00	1,008.00	0.00	4,032.00	4,032.00

* There are Multiple Respondent Names associated to this Case No.

Appendix 8: List of SEP's & SEP Projects - FY2010

Single Program

	ENVIRONMENTAL RESTORATION	The Respondent proposes to repair a gated weir in the Santa Anna Bayou marsh at the San Jacinto Battleground State Park that was damaged by Hurricane Ike in September 2008. The purpose of the weir is to prevent entry into the marsh of discharges from upstream industrial complexes located along the Phillips ditch which is used primarily for surface runoff of rain water. Occasionally a chemical spill may occur within the industrial complexes which may migrate into the Phillips ditch and empty into Santa Anna's bayou and eventually into the park's marsh. The Respondent shall utilize a contractor to provide heavy equipment to complete the highly specialized work.	4,032.00	4,032.00
WQ	37611 Skidmore Water Supply Corporation	10/04/2009 1.00:1 3,090.00 618.00 0.00	2,472.00	2,472.00
	POLLUTION PREVENTION	The Respondent shall contribute to the Third-Party Recipient pursuant to the agreement between the Third-Party Recipient and the TCEQ. Specifically, the contribution will be used to cleanup rivers, lakes, and shorelines, by supplying project coordination, labor, supplies, and materials for cleanup events and by providing assistance with disposal fees for proper disposal of wastes collected at events. To maximize the event, cleanups will use volunteers for labor. All dollars contributed will be used solely for the direct cost of the project and no portion will be spent on administrative costs. The SEP will be done in accordance with all federal, state and local environmental laws and regulations.	2,472.00	2,472.00
WQ	38159 Alloy Polymers Orange LLC	03/08/2010 1.00:1 13,300.00 2,660.00 5,320.00	5,320.00	5,320.00
	POLLUTION PREVENTION	The Respondent shall contribute to the Third-Party Recipient pursuant to the agreement between the Third-Party Recipient and the TCEQ. Specifically, the contribution will be used to provide low income rural homeowners with assistance to enable the repair or replacement of their failing on-site wastewater systems. SEP monies will be used to pay for the labor and materials costs related to repairing or replacing the failing systems. The recipients will not be charged for the cost of replacing or repairing the failing systems.	5,320.00	5,320.00
WQ	38254 Vam USA LLC	03/20/2010 1.00:1 33,280.00 0.00 16,640.00	16,640.00	16,640.00
	POLLUTION PREVENTION	The Respondent shall contribute to the SEP offset amount to the Third-Party Recipient named above. The contribution will be to Gulf Coast Waste Disposal Authority to be used for the River, Lakes, Bays, and Bayous Trash Bash Program as set forth in an agreement between the Third-Party Recipient and the TCEQ. Trash Bash is an annual event that entails the use of volunteers to clean up trash and pollutants from Galveston Bay and waterways in the San Jacinto watershed. The project has resulted in the removal of an average of 141.7 tons of trash and 729 abandoned tires annually from these waterways. SEP monies will be used to pay for materials, supplies, disposal cost and transportation cost directly associated with the clean up of trash and pollutants from the Galveston Bay and waterways in the San Jacinto watershed.	16,640.00	16,640.00
WQ	38053 Southwest Shipyard, L.P.	05/09/2010 1.00:1 72,385.00 0.00 36,193.00	36,192.00	36,192.00

* There are Multiple Respondent Names associated to this Case No.

Appendix 8: List of SEP's & SEP Projects - FY2010

Single Program

	POLLUTION PREVENTION	The Respondent shall contribute to the SEP offset amount to the Third-Party Recipient named above. The contribution will be to Galveston Bay Foundation to be used for the Galveston Bay Foundation "Marsh Mania" as set forth in the agreement between the Third-Party Recipient and the TCEQ. SEP monies will be used to restore shoreline elevations, growing plants for shoreline restoration, and planting new habitat. Historic subsidence and erosion have resulted in shoreline elevations which are too low to support vegetation. This project will seek to raise elevations by scraping and terracing. Scraping involves the use of earthmoving equipment to grade an eroded, bluff-like shoreline so that it slopes gradually towards the water resulting in the ability of plant growth. Terracing uses earthmoving equipment to create small levees by burrowing and stacking sediment in shallow water. The high elevation can then be planted with emergent vegetation. SEP monies will be used to pay for the direct costs of the implementation of the project, including material, equipment, and labor costs.	36,192.00	36,192.00					
WQ	38502	Red River Authority of Texas	02/22/2010	1.00:1	1,570.00	314.00	0.00	1,256.00	1,256.00
	POLLUTION PREVENTION	The Respondent shall contribute the SEP Offset Amount to the Third-Party Recipient named above. The contribution will be to Keep Texas Beautiful to be used for the Texas Waterways Cleanup Program. Specifically, the contribution will be used to cleanup rivers, lakes, and shorelines, by supplying project coordination, labor, supplies, and materials for cleanup events and by providing assistance with disposal fees for proper disposal of wastes collected at events. To maximize the event, cleanups will use volunteers for labor. All dollars contributed will be used solely for the direct cost of the project and no portion will be spent on administrative costs. The SEP will be done in accordance with all federal, state and local environmental laws and regulations.	1,256.00	1,256.00					
WQ	38655	City of Palmer	06/12/2010	1.00:1	9,430.00	0.00	0.00	9,430.00	9,430.00
	POLLUTION PREVENTION	The Respondent shall contribute the SEP Amount to the Third-Party Recipient pursuant to the agreement between the Third-Party Recipient and the TCEQ. Specifically, the contribution will be used to provide local residents with a means of properly disposing household hazardous wastes such as paint, thinners, pesticides, oil and gas, corrosive cleaners, and fertilizers in one day collection events. SEP monies will be used to pay for the associated labor, materials, and disposal costs. Citizens will not be charged disposal fees. The project is administered in accordance with TCEQ guidance on household hazardous waste and in compliance with federal, state, and local environmental laws and regulations. All dollars contributed will be used solely for the direct cost of the project and no portion will be spent on administrative costs.	9,430.00	9,430.00					
WQ	38503	City of Maypearl	04/11/2010	1.00:1	17,730.00	0.00	0.00	17,730.00	17,730.00

* There are Multiple Respondent Names associated to this Case No.

Appendix 8: List of SEP's & SEP Projects - FY2010

Single Program

	POLLUTION PREVENTION	The Respondent shall contribute the SEP Offset Amount to the Third-Party Recipient named above. The contribution will be to Keep Texas Beautiful for the Stop Trashing Texas project as set forth in an agreement between the Third-Party Recipient and the TCEQ. Specifically, SEP funds will pay for the labor and disposal costs associated with cleanup of unauthorized trash dumps by supplying project coordination, labor, supplies, and materials for clean up events statewide. SEP funds used for this purpose shall be limited to the actual direct costs for the specific purpose necessary to meet the requirements of the SEP and no portion of the SEP funds will be spent on administrative costs related to this portion of the SEP. Trash dump cleanups may be coordinated with waste collection facilities and/or local governments to employ heavy machinery for the removal of large waste items. To the maximum extent possible, cleanups shall be accomplished with the use of volunteers from community groups, private companies, schools, and youth organizations. SEP Funds may be used for activities. This project will be administered in accordance with federal, state, and local environmental laws and regulations.	17,730.00	17,730.00					
WQ	37552	City of San Benito	11/27/2009	1.00:1	21,790.00	4,358.00	0.00	17,432.00	17,432.00
	POLLUTION PREVENTION	The Respondent will contribute to the Third-Party Recipient pursuant to the agreement between the Third-Party Recipient and the TCEQ. Specifically, the Third-Party Recipient will provide low income homeowners with failing on-site wastewater treatment systems or no system at all, with technical and financial assistance to install, repair, or replace those water and wastewater sewage systems. To reduce costs, the Third-Party Recipient teams with low income homeowners to solve water and wastewater problems by working together to build water and wastewater infrastructures. SEP contributions are to be used for material and labor costs.	17,432.00	17,432.00					
WQ	38358	City of Fairfield	06/04/2010	1.00:1	9,970.00	1,994.00	0.00	7,976.00	7,976.00
	POLLUTION PREVENTION	The Respondent shall contribute to the SEP offset amount to the Third-Party Recipient named above. The contribution will be to Texas Association of Resource Conservation and Development Areas, Inc. to be used for the RC&D Unauthorized Trash Dump Clean-Up Program as set forth in an agreement between the Third-Party Recipient and the TCEQ. Specifically, the contribution will be used to coordinate with city and/or county governmental officials regarding the clean up of sites where trash has been disposed of illegally. Eligible sites will be limited to those where a responsible party can not be identified and where there is no pre-existing obligation to clean up the site by the owner or the government. Additionally, reasonable efforts must have already been taken to prevent the dumping. SEP monies will be used to pay for the direct cost of collection and disposal of debris. All dollars contributed will be used solely for the direct cost of the project and no portion will be spent on administrative costs. The SEP will be done in accordance with all federal, state and local environmental laws and regulations.	7,976.00	7,976.00					
WQ	38011	City of La Grange	03/08/2010	1.00:1	4,100.00	820.00	0.00	3,280.00	3,280.00

* There are Multiple Respondent Names associated to this Case No.

Appendix 8: List of SEP's & SEP Projects - FY2010

Single Program

	POLLUTION PREVENTION	The Respondent will contribute to Lower Colorado River Authority ("LCRA") Household Hazardous Waste and Reusable Materials Collection. The contribution will be used in accordance with the Supplemental Environmental Project Agreement between the Lower Colorado River Authority and the Texas Commission on Environmental Quality. SEP monies will be used to sponsor household hazardous waste collection events, battery collection events, used oil collection events, paint collection events, and tire collection events in conjunction with local city and county governments through the LCRA Statutory District. These collection events provide citizens with a safe and convenient opportunity to properly dispose of household hazardous wastes such as: paint, tires, pesticides, motor oil, oil filters, antifreeze, batteries, and household cleaners. Citizens will be encouraged to reuse unused portions of properly labeled and handled chemical products (i.e. fertilizers, paints, and some pesticides/herbicides) through the reusable materials exchange. SEP monies will be used by LCRA to supplement scheduled events, and to add additional collection events. The LCRA has not previously budgeted for these supplemental, additional, or special collection events and will not budget for them.	3,280.00	3,280.00					
WQ	37811	City of Corpus Christi	01/28/2010	1.00:1	7,300.00	0.00	0.00	7,300.00	7,300.00
	POLLUTION PREVENTION	The Respondent shall contribute to the Third-Party Recipient pursuant to the agreement between the Third-Party Recipient and the TCEQ. Specifically, the contribution will be used to provide low income rural homeowners with assistance to enable the repair or replacement of their failing on-site wastewater systems. SEP monies will be used to pay for the labor and materials costs related to repairing or replacing the failing systems. The recipients will not be charged for the cost of replacing or repairing the failing systems.	7,300.00	7,300.00					
WQ	37757	City of Rio Grande City	06/18/2010	1.00:1	25,686.00	5,137.00	0.00	20,549.00	20,549.00
	POLLUTION PREVENTION	The Respondent shall contribute to the Third-Party Recipient pursuant to the agreement between the Third-Party Recipient and the TCEQ. Specifically, the contribution will be used to clean-up sites where tires have been disposed of illegally. Eligible sites will be limited to those where a responsible party cannot be found and where reasonable efforts have been made to prevent the dumping. SEP monies will be used to pay for the direct cost of collecting and disposing of tires. All dollars contributed will be used solely for the direct cost of the project and no portion will be spent on administrative costs. The SEP will be done in accordance with all federal, state and local environmental laws and regulations.	20,549.00	20,549.00					
WQ	38976	City of Alto	06/04/2010	1.00:1	4,760.00	952.00	0.00	3,808.00	3,808.00
	POLLUTION PREVENTION	The Respondent shall contribute to the SEP offset amount to the Third-Party Recipient named above. The contribution will be to Texas Association of Resource Conservation and Development Areas, Inc. to be used for the RC&D Abandoned Tire Clean-Up Program as set forth in an agreement between the Third-Party Recipient and the TCEQ. Specifically, the contribution will be used to clean-up sites where tires have been disposed of illegally. Eligible sites will be limited to those where a responsible party cannot be found and where reasonable efforts have been made to prevent the dumping. SEP monies will be used to pay for the direct cost of collecting and disposing of tires. All dollars contributed will be used solely for the direct cost of the project and no portion will be spent on administrative costs. The SEP will be done in accordance with all federal, state and local environmental laws and regulations.	3,808.00	3,808.00					
WQ	36218	Texas Petrochemicals LP *	11/13/2009	1.00:1	39,928.00	7,985.00	15,972.00	15,971.00	15,971.00

* There are Multiple Respondent Names associated to this Case No.

Appendix 8: List of SEP's & SEP Projects - FY2010

Single Program

	POLLUTION PREVENTION	The Respondent shall contribute to the Third-Party Recipient pursuant to the agreement between the Third-Party Recipient and the TCEQ. The project will use dredge spoil material to restore eight miles of shoreline within the Texas Point National Wildlife Refuge in Jefferson County, Sabine Pass, Texas. SEP monies will be used for the installation of an estimated 2,000,000 cubic yards of dredge spoil material along Sabine-Neches Waterway, as well as building up the jetties along the entrance to the Sabine Pass region and adding additional granite and dredge materials, which include rocks that will increase the base width and total height. Jefferson County Waterway and Navigation District will do sampling of the dredge spoilage beforehand to determine if human or environmental receptors will be adversely affected.	15,971.00	15,971.00					
WQ	37589	City of Reno (Lamar Co)	10/31/2009	1.00:1	12,015.00	2,403.00	0.00	9,612.00	9,612.00
	POLLUTION PREVENTION	The Respondent shall contribute to the Third-Party Recipient pursuant to the agreement between the Third-Party Recipient and the TCEQ. Specifically, the contribution will be used to provide low income rural homeowners with assistance to enable the repair or replacement of their failing on-site wastewater systems. SEP monies will be used to pay for the labor and materials costs related to repairing or replacing the failing systems. The recipients will not be charged for the cost of replacing or repairing the failing systems.	9,612.00	9,612.00					
WQ	38133	City of Madisonville	03/08/2010	1.00:1	4,425.00	885.00	0.00	3,540.00	3,540.00
	POLLUTION PREVENTION	The Respondent shall contribute to the Third-Party Recipient pursuant to the agreement between the Third-Party Recipient and the TCEQ. Specifically, the contribution will be used to provide low income rural homeowners with assistance to enable the repair or replacement of their failing on-site wastewater systems. SEP monies will be used to pay for the labor and materials costs related to repairing or replacing the failing systems. The recipients will not be charged for the cost of replacing or repairing the failing systems.	3,540.00	3,540.00					
WQ	38368	City of Galveston	05/09/2010	1.00:1	5,400.00	1,080.00	0.00	4,320.00	4,320.00
	POLLUTION PREVENTION	The Respondent shall contribute to the SEP offset amount to the Third-Party Recipient named above. The contribution will be to Galveston Bay Foundation to be used for the Galveston Bay Foundation "Marsh Mania" as set forth in the agreement between the Third-Party Recipient and the TCEQ. SEP monies will be used to restore shoreline elevations, growing plants for shoreline restoration, and planting new habitat. Historic subsidence and erosion have resulted in shoreline elevations which are too low to support vegetation. This project will seek to raise elevations by scraping and terracing. Scraping involves the use of earthmoving equipment to grade an eroded, bluff-like shoreline so that it slopes gradually towards the water resulting in the ability of plant growth. Terracing uses earthmoving equipment to create small levees by burrowing and stacking sediment in shallow water. The high elevation can then be planted with emergent vegetation. SEP monies will be used to pay for the direct costs of the implementation of the project, including material, equipment, and labor costs.	4,320.00	4,320.00					
WQ	36856	City of San Marcos	09/21/2009	1.00:1	2,140.00	428.00	0.00	1,712.00	1,712.00

* There are Multiple Respondent Names associated to this Case No.

Appendix 8: List of SEP's & SEP Projects - FY2010

Single Program

	POLLUTION PREVENTION	This project involves using the quarry to capture and hold diverted storm flow until it can be absorbed or recharged into the aquifer. It has been estimated that the quarry could divert up to 275 acre feet of storm runoff into the aquifer annually. This would help protect against low or cessation of flow to Barton Springs, which is comprised of four springs that provide the only known habitat for two species of Plethodontid salamanders, Eurycea sosorum, the Barton Springs Salamander, and Eurycea waterlooensis, the Austin Blind Salamander. Eurycea sosorum was federally listed as endangered in 1998 and E. waterlooensis is being evaluated for listing by the United States Fish and Wildlife Service. Additionally, the quarry is expected to attract nesting ducks and other waterfowl through mudflats and shallow water retention areas.	1,712.00	1,712.00					
WQ	37452	Harris County Municipal District 148	11/13/2009	1.00:1	21,650.00	4,330.00	0.00	17,320.00	17,320.00
	POLLUTION PREVENTION	The Respondent shall contribute to the Third-Party Recipient pursuant to the agreement between the Third-Party Recipient and the TCEQ. Specifically, the contribution will be used to provide low income rural homeowners with assistance to enable the repair or replacement of their failing on-site wastewater systems. SEP monies will be used to pay for the labor and materials costs related to repairing or replacing the failing systems. The recipients will not be charged for the cost of replacing or repairing the failing systems.						17,320.00	17,320.00
WQ	39130	Akzo Nobel Chemicals Inc. *	08/30/2010	1.00:1	33,875.00	6,775.00	13,550.00	13,550.00	13,550.00
	POLLUTION PREVENTION	The Respondents shall contribute to the SEP offset amount to the Third-Party Recipient named above. The contribution will be to Galveston Bay Foundation to be used for the Galveston Bay Foundation "Marsh Mania" as set forth in the agreement between the Third-Party Recipient and the TCEQ. SEP monies will be used to restore shoreline elevations, growing plants for shoreline restoration, and planting new habitat. Historic subsidence and erosion have resulted in shoreline elevations which are too low to support vegetation. This project will seek to raise elevations by scraping and terracing. Scraping involves the use of earthmoving equipment to grade an eroded, bluff-like shoreline so that it slopes gradually towards the water resulting in the ability of plant growth. Terracing uses earthmoving equipment to create small levees by burrowing and stacking sediment in shallow water. The high elevation can then be planted with emergent vegetation. SEP monies will be used to pay for the direct costs of the implementation of the project, including material, equipment, and labor costs.						13,550.00	13,550.00
WQ	37564	City of Valley View	11/27/2009	1.00:1	15,470.00	3,094.00	0.00	12,376.00	12,376.00
	POLLUTION REDUCTION	The Respondent shall provide first-time wastewater service to at least two low-income residents with failing or inadequately designed septic systems. SEP monies will be used for the equipment, labor, and other necessary direct costs to install sewer lines, a manhole, a pumping station, and to properly decommission the existing residential septic systems.						12,376.00	12,376.00
WQ	38073	Draper Construction & Land Development, LLC	02/22/2010	1.00:1	16,050.00	0.00	8,025.00	8,025.00	8,025.00

* There are Multiple Respondent Names associated to this Case No.

Appendix 8: List of SEP's & SEP Projects - FY2010

Single Program

	POLLUTION PREVENTION	The Respondent shall contribute to the SEP offset amount to the Third-Party Recipient named above. The contribution will be to the Texas Association of Resource Conservation and Development Areas, Inc. to be used for the RC&D Abandoned Tire Clean-Up Program as set forth in an agreement between the Third-Party Recipient and the TCEQ. Specifically, the contribution will be used to clean-up sites where tires have been disposed of illegally. Eligible sites will be limited to those where a responsible party cannot be found and where reasonable efforts have been made to prevent the dumping. SEP monies will be used to pay for the direct cost of collecting and disposing of tires. All dollars contributed will be used solely for the direct cost of the project and no portion will be spent on administrative costs. The SEP will be done in accordance with all federal, state and local environmental laws and regulations.					8,025.00	8,025.00	
WQ	39118	City of East Tawakoni	08/09/2010	1.00:1	7,895.00	1,579.00	0.00	6,316.00	6,316.00
	POLLUTION PREVENTION	The Respondent shall contribute the SEP Amount to the Third-Party Recipient pursuant to the agreement between the Third-Party Recipient and the TCEQ. Specifically, the contribution will be used to provide local residents with a means of properly disposing household hazardous wastes such as paint, thinners, pesticides, oil and gas, corrosive cleaners, and fertilizers in one day collection events. SEP monies will be used to pay for the associated labor, materials, and disposal costs. Citizens will not be charged disposal fees. The project is administered in accordance with TCEQ guidance on household hazardous waste and in compliance with federal, state, and local environmental laws and regulations. All dollars contributed will be used solely for the direct cost of the project and no portion will be spent on administrative costs. The Respondent certifies that there is no prior commitment to do this project and that it is being performed solely in an effort to settle this enforcement action.						6,316.00	6,316.00
WQ	37671	Kleinwood Joint Powers Board	02/07/2010	1.00:1	18,650.00	0.00	0.00	18,650.00	18,650.00
	POLLUTION PREVENTION	The Respondent shall contribute the SEP Offset Amount to the Third-Party Recipient named above. Trash Bash is an annual event that entails the use of volunteers to clean up trash and pollutants from Galveston Bay and waterways in the San Jacinto watershed. The project has resulted in the removal of an average of 141.7 tons of trash and 729 abandoned tires annually from these waterways. SEP monies will be used to pay for materials, supplies, disposal cost and transportation cost directly associated with the clean up of trash and pollutants from the Galveston Bay and waterways in the San Jacinto watershed.						18,650.00	18,650.00
WQ	37374	City of Grapevine	10/04/2009	1.00:1	3,750.00	0.00	0.00	3,750.00	3,750.00
	POLLUTION PREVENTION	The Respondent shall hold a collection event to collect, properly dispose, or recycle household non-hazardous materials and electronics. Items to be collected will include, but not limited to, used motor oil, batteries, pesticides, antifreeze, televisions and computers. The Respondent shall offer a convenient drop off location at no cost to the public. The event will be advertised in a local newspaper to increase public awareness of and participation in the event. The Respondent shall use a qualified contractor to properly dispose of used oil, household chemicals, and electronics.						3,750.00	3,750.00
WQ	37587	The Devereux Foundation	10/04/2009	1.00:1	4,160.00	832.00	0.00	3,328.00	3,328.00

* There are Multiple Respondent Names associated to this Case No.

Appendix 8: List of SEP's & SEP Projects - FY2010

Single Program

	POLLUTION PREVENTION		The Respondent shall contribute to the Third-Party Recipient pursuant to the agreement between the Third-Party Recipient and the TCEQ. Specifically, the contribution will be used to cleanup rivers, lakes, and shorelines, by supplying project coordination, labor, supplies, and materials for cleanup events and by providing assistance with disposal fees for proper disposal of wastes collected at events. To maximize the event, cleanups will use volunteers for labor. All dollars contributed will be used solely for the direct cost of the project and no portion will be spent on administrative costs. The SEP will be done in accordance with all federal, state and local environmental laws and regulations.					3,328.00	3,328.00
WQ	37412	Texas Department of Transportation	09/21/2009	1.00:1	8,010.00	1,602.00	0.00	6,408.00	6,408.00
	POLLUTION PREVENTION		The Respondent shall contribute to the Third-Party Recipient pursuant to the agreement between the Third-Party Recipient and the TCEQ. Specifically, the contribution will be used to provide low income rural homeowners with assistance to enable the repair or replacement of their failing on-site wastewater systems. SEP monies will be used to pay for the labor and materials costs related to repairing or replacing the failing systems. The recipients will not be charged for the cost of replacing or repairing the failing systems.					6,408.00	6,408.00
WQ	37576	Victoria County Wcid 1	11/13/2009	1.00:1	34,676.00	0.00	0.00	34,676.00	34,676.00
	POLLUTION PREVENTION		The Respondent shall contribute to the Third-Party Recipient pursuant to the agreement between the Third-Party Recipient and the TCEQ. An environmental restoration project to improve and maintain the wetland habitat of the Myrtle Foester-Whitmire Unit of the Aransas National Wildlife Refuge (Refuge) for waterfowl and shorebirds. The Guadalupe-Blanco River Trust, Guadalupe-Blanco River Authority (GBRA), and the Aransas National Wildlife Refuge (Refuge) are engaging in a cooperative program to provide a more reliable supply of water to the Myrtle Foester-Whitmire Unit and to improve the efficiency of the delivery of freshwater to and within the Unit.					34,676.00	34,676.00
WQ	37870	North Texas District Council Assemblies of God	02/22/2010	1.00:1	21,423.00	4,284.00	0.00	17,139.00	17,139.00
	POLLUTION PREVENTION		The Respondent shall contribute to the Third-Party Recipient pursuant to the agreement between the Third-Party Recipient and the TCEQ. Specifically, the contribution will be used to provide low income rural homeowners with assistance to enable the repair or replacement of their failing on-site wastewater systems. SEP monies will be used to pay for the labor and materials costs related to repairing or replacing the failing systems. The recipients will not be charged for the cost of replacing or repairing the failing systems.					17,139.00	17,139.00
WQ	37241	Harris County Municipal Utility District 109	09/21/2009	1.00:1	10,000.00	0.00	0.00	10,000.00	10,000.00
	POLLUTION PREVENTION		The Respondent shall contribute the SEP Offset Amount to the Third-Party Recipient named above. Trash Bash is an annual event that entails the use of volunteers to clean up trash and pollutants from Galveston Bay and waterways in the San Jacinto watershed. The project has resulted in the removal of an average of 141.7 tons of trash and 729 abandoned tires annually from these waterways. SEP monies will be used to pay for materials, supplies, disposal cost and transportation cost directly associated with the clean up of trash and pollutants from the Galveston Bay and waterways in the San Jacinto watershed.					10,000.00	10,000.00
WQ	38248	City of Robinson	04/25/2010	1.00:1	5,100.00	0.00	0.00	5,100.00	5,100.00

* There are Multiple Respondent Names associated to this Case No.

Appendix 8: List of SEP's & SEP Projects - FY2010

Single Program

	POLLUTION PREVENTION	The Respondent shall contribute the SEP Offset Amount to the Third-Party Recipient named above. The contribution will be to Keep Texas Beautiful to be used for the Texas Waterways Cleanup Program. Specifically, the contribution will be used to cleanup rivers, lakes, and shorelines, by supplying project coordination, labor, supplies, and materials for cleanup events and by providing assistance with disposal fees for proper disposal of wastes collected at events. To maximize the event, cleanups will use volunteers for labor. All dollars contributed will be used solely for the direct cost of the project and no portion will be spent on administrative costs. The SEP will be done in accordance with all federal, state and local environmental laws and regulations.	5,100.00	5,100.00					
WQ	37854	Texas H2O, Inc.	02/07/2010	1.00:1	9,280.00	1,856.00	3,712.00	3,712.00	3,712.00
	POLLUTION PREVENTION	The Respondent shall contribute to the Third-Party Recipient pursuant to the agreement between the Third-Party Recipient and the TCEQ. Specifically, the contribution will be used to coordinate with city and/or county governmental officials regarding the clean up of sites where trash has been disposed of illegally. Eligible sites will be limited to those where a responsible party can not be identified and where there is no pre-existing obligation to clean up the site by the owner or the government. Additionally, reasonable efforts must have already been taken to prevent the dumping. SEP monies will be used to pay for the direct cost of collection and disposal of debris. All dollars contributed will be used solely for the direct cost of the project and no portion will be spent on administrative costs. The SEP will be done in accordance with all federal, state and local environmental laws and regulations.	3,712.00	3,712.00					
WQ	37745	LCY Elastomers, L.P.	11/13/2009	1.00:1	24,125.00	4,825.00	9,650.00	9,650.00	9,650.00
	POLLUTION PREVENTION	The Respondent shall contribute the SEP Offset Amount to the Third-Party Recipient named above. Trash Bash is an annual event that entails the use of volunteers to clean up trash and pollutants from Galveston Bay and waterways in the San Jacinto watershed. The project has resulted in the removal of an average of 141.7 tons of trash and 729 abandoned tires annually from these waterways. SEP monies will be used to pay for materials, supplies, disposal cost and transportation cost directly associated with the clean up of trash and pollutants from the Galveston Bay and waterways in the San Jacinto watershed.	9,650.00	9,650.00					
WQ	38869	City of San Marcos	07/11/2010	1.00:1	4,750.00	950.00	0.00	3,800.00	3,800.00

* There are Multiple Respondent Names associated to this Case No.

Appendix 8: List of SEP's & SEP Projects - FY2010

Single Program

	POLLUTION PREVENTION	The Wenzel Tract Quarry is on an 85-acre property in Hays County, acquired by the Hill Country Conservancy and City of Austin to serve as an aquifer enhancement area for the Edwards Aquifer. This project involves using the quarry to capture and hold diverted storm flow until it can be absorbed or recharged into the aquifer. It has been estimated that the quarry could divert up to 275 acre feet of storm runoff into the aquifer annually. This would help protect against low or cessation of flow to Barton Springs, which is comprised of four springs that provide the only known habitat for two species of Plethodontid salamanders, Eurycea sosorum, the Barton Springs Salamander, and Eurycea waterlooensis, the Austin Blind Salamander. Eurycea sosorum was federally listed as endangered in 1998 and Eurycea waterlooensis is being evaluated for listing by the United States Fish and Wildlife Service. Additionally, the quarry is expected to attract nesting ducks and other waterfowl through mudflats and shallow water retention areas. Performing Party shall use SEP Funds on the property to: 1) Remove invasive plants; 2) provide native plantings; 3) perform water sampling and analysis; 4) create mudflats and shallow water retention areas; 5) provide nesting structures for birds; 6) restore and enhance wetlands; and 7) construct diversion channel to capture storm flow for aquifer recharge enhancement.					3,800.00	3,800.00	
WQ	37772	Texas Department of Transportation	12/18/2009	1.00:1	5,140.00	1,028.00	0.00	4,112.00	4,112.00
	POLLUTION PREVENTION	The Respondent shall contribute to the Third-Party Recipient pursuant to the agreement between the Third-Party Recipient and the TCEQ. Specifically, the contribution will be used to provide low income rural homeowners with assistance to enable the repair or replacement of their failing on-site wastewater systems. SEP monies will be used to pay for the labor and materials costs related to repairing or replacing the failing systems. The recipients will not be charged for the cost of replacing or repairing the failing systems.						4,112.00	4,112.00
WQ	38135	LA FONTANA SPRINGS LLC	01/28/2010	1.00:1	13,000.00	2,600.00	5,200.00	5,200.00	5,200.00
	POLLUTION PREVENTION	The Respondent shall contribute to the Third-Party Recipient pursuant to the agreement between the Third-Party Recipient and the TCEQ. Specifically, the contribution will be used to clean-up sites where tires have been disposed of illegally. Eligible sites will be limited to those where a responsible party cannot be found and where reasonable efforts have been made to prevent the dumping. SEP monies will be used to pay for the direct cost of collecting and disposing of tires. All dollars contributed will be used solely for the direct cost of the project and no portion will be spent on administrative costs. The SEP will be done in accordance with all federal, state and local environmental laws and regulations. The Respondent certifies that there is no prior commitment to do this project and that it is being performed solely in an effort to settle this enforcement action.						5,200.00	5,200.00
WQ	37931	North Texas Municipal Water District	01/28/2010	1.00:1	5,600.00	1,120.00	0.00	4,480.00	4,480.00

* There are Multiple Respondent Names associated to this Case No.

Appendix 8: List of SEP's & SEP Projects - FY2010

Single Program

	POLLUTION PREVENTION	The Respondent shall contribute to the Third-Party Recipient pursuant to the agreement between the Third-Party Recipient and the TCEQ. Specifically, the contribution will be used to cleanup rivers, lakes, and shorelines, by supplying project coordination, labor, supplies, and materials for cleanup events and by providing assistance with disposal fees for proper disposal of wastes collected at events. To maximize the event, cleanups will use volunteers for labor. All dollars contributed will be used solely for the direct cost of the project and no portion will be spent on administrative costs. The SEP will be done in accordance with all federal, state and local environmental laws and regulations.	4,480.00	4,480.00					
WQ	37216	St. Francis Village, Inc.	10/04/2009	1.00:1	6,680.00	1,336.00	0.00	5,344.00	5,344.00
	CLEAN UP	The Respondent shall hold a minimum of two one-day waterway cleanup events surrounding Lake Benbrook for the collection, recycling, and proper disposal of improperly disposed debris and wastes. The Respondent shall coordinate the events with the Corps of Engineers and shall use volunteers from the community, including a local Boy Scout Troop, to accomplish the events. Participating Boy Scouts may work toward earning merit badges for citizenship in the community, environmental science, and/or water conservation. Volunteers will collect and properly dispose of or recycle wastes surrounding Lake Benbrook shorelines. The events will be advertised in a local newspaper to increase public awareness and participation.	5,344.00	5,344.00					
WQ	36157	City of Kenedy	01/28/2010	1.00:1	4,075.00	0.00	0.00	4,075.00	4,075.00
	CLEAN UP	RC&D will coordinate with local city and county government officials to clean-up sites where tires have been disposed of illegally. Contributions will be used to clean up illegal tire sites. Eligible sites will be limited to areas where a responsible party can not be identified and where there is no preexisting obligation to clean up the site by the owner or government. SEP monies will be used for the direct cost of collection and disposal of debris and tires.	4,075.00	4,075.00					
WQ	37055	Reynolds & Kay, Ltd.	09/21/2009	1.00:1	26,450.00	0.00	13,225.00	13,225.00	13,225.00
	ENVIRONMENTAL ENHANCEMENT	The Respondent shall contribute to the Third-Party Recipient pursuant to the agreement between the Third-Party Recipient and the TCEQ. Specifically, the Third-Party Recipient shall repair or replace failing water systems or on-site wastewater systems for low income homeowners. The Third-Party Recipient shall use SEP funds to pay for the labor and materials costs related to repairing or replacing the failing systems. The recipients will not be charged for the cost of replacing or repairing the failing systems. The Third-Party recipient shall use a consistent and documented system for determining eligible participants.	13,225.00	13,225.00					
WQ	38859	Parker Pearson, L.P.	06/26/2010	1.00:1	20,000.00	4,000.00	8,000.00	8,000.00	8,000.00
	POLLUTION PREVENTION	The Respondent shall contribute to the SEP offset amount to the Third-Party Recipient named above. The contribution will be to Texas Association of Resource Conservation and Development Areas, Inc. to be used for the RC&D Water or Wastewater Treatment Assistance Program as set forth in an agreement between the Third-Party Recipient and the TCEQ. Specifically, the contribution will be used to provide low income rural homeowners with assistance to enable the repair or replacement of their failing on-site wastewater systems. SEP monies will be used to pay for the labor and materials costs related to repairing or replacing the failing systems. The recipients will not be charged for the cost of replacing or repairing the failing systems.	8,000.00	8,000.00					
WQ	38951	City of Fort Worth	08/09/2010	1.00:1	7,550.00	0.00	0.00	7,550.00	7,550.00

* There are Multiple Respondent Names associated to this Case No.

Appendix 8: List of SEP's & SEP Projects - FY2010

Single Program

	POLLUTION PREVENTION		The Respondent shall contribute the SEP Offset Amount to the Third-Party Recipient named above. The contribution will be to Keep Texas Beautiful for the Stop Trashing Texas project as set forth in an agreement between the Third-Party Recipient and the TCEQ. Specifically, SEP funds will pay for the labor and disposal costs associated with cleanup of unauthorized trash dumps by supplying project coordination, labor, supplies, and materials for clean up events statewide. SEP funds used for this purpose shall be limited to the actual direct costs for the specific purpose necessary to meet the requirements of the SEP and no portion of the SEP funds will be spent on administrative costs related to this portion of the SEP. Trash dump cleanups may be coordinated with waste collection facilities and/or local governments to employ heavy machinery for the removal of large waste items. To the maximum extent possible, cleanups shall be accomplished with the use of volunteers from community groups, private companies, schools, and youth organizations. SEP Funds may be used for activities. This project will be administered in accordance with federal, state, and local environmental laws and regulations.				7,550.00	7,550.00	
WQ	38786	City of Dallas	08/30/2010	1.00:1	9,100.00	0.00	0.00	9,100.00	9,100.00
	POLLUTION PREVENTION		The Respondent shall contribute the SEP Offset Amount to the Third-Party Recipient named above. The contribution will be to Keep Texas Beautiful for the Stop Trashing Texas project as set forth in an agreement between the Third-Party Recipient and the TCEQ. Specifically, SEP funds will pay for the labor and disposal costs associated with cleanup of unauthorized trash dumps by supplying project coordination, labor, supplies, and materials for clean up events statewide. SEP funds used for this purpose shall be limited to the actual direct costs for the specific purpose necessary to meet the requirements of the SEP and no portion of the SEP funds will be spent on administrative costs related to this portion of the SEP. Trash dump cleanups may be coordinated with waste collection facilities and/or local governments to employ heavy machinery for the removal of large waste items. To the maximum extent possible, cleanups shall be accomplished with the use of volunteers from community groups, private companies, schools, and youth organizations. SEP Funds may be used for activities. This project will be administered in accordance with federal, state, and local environmental laws and regulations.				9,100.00	9,100.00	
WQ	37819	City Public Service Of San Antonio	02/22/2010	1.00:1	5,350.00	1,070.00	0.00	4,280.00	4,280.00
	POLLUTION PREVENTION		The Respondent shall contribute the SEP Offset Amount to the Third-Party Recipient named above. The contribution will be to Texas State University for the Continuous Water Quality Monitoring Network in Bell County as set forth in an agreement between the Third-Party Recipient and the TCEQ. Specifically, SEP monies will be used by the Recipient to install and/or support a continuous monitoring station that will collect water quality data every fifteen (15) minutes and report data to the TCEQ LEADS system every hour using cellular telemetry. The following water quality parameters will be measured: dissolved oxygen, temperature, specific conductance, pH, turbidity, and water level.				4,280.00	4,280.00	
WQ	38948	TXI Operations, LP	07/11/2010	1.00:1	9,180.00	1,836.00	3,672.00	3,672.00	3,672.00

* There are Multiple Respondent Names associated to this Case No.

Appendix 8: List of SEP's & SEP Projects - FY2010

Single Program

	POLLUTION PREVENTION	The Respondent shall contribute the SEP Offset Amount to the Third-Party Recipient named above. The contribution will be to Keep Texas Beautiful for the Stop Trashing Texas project as set forth in an agreement between the Third-Party Recipient and the TCEQ. Specifically, SEP funds will pay for the labor and disposal costs associated with cleanup of unauthorized trash dumps by supplying project coordination, labor, supplies, and materials for clean up events statewide. SEP funds used for this purpose shall be limited to the actual direct costs for the specific purpose necessary to meet the requirements of the SEP and no portion of the SEP funds will be spent on administrative costs related to this portion of the SEP. Trash dump cleanups may be coordinated with waste collection facilities and/or local governments to employ heavy machinery for the removal of large waste items. To the maximum extent possible, cleanups shall be accomplished with the use of volunteers from community groups, private companies, schools, and youth organizations. SEP Funds may be used for activities. This project will be administered in accordance with federal, state, and local environmental laws and regulations.					3,672.00	3,672.00	
WQ	38661	City of Krum	05/09/2010	1.00:1	4,860.00	972.00	0.00	3,888.00	3,888.00
	POLLUTION PREVENTION	The Respondent shall contribute the SEP Offset Amount to the Third-Party Recipient named above. The contribution will be to Keep Texas Beautiful for the Stop Trashing Texas project as set forth in an agreement between the Third-Party Recipient and the TCEQ. Specifically, SEP funds will pay for the labor and disposal costs associated with cleanup of unauthorized trash dumps by supplying project coordination, labor, supplies, and materials for clean up events statewide. SEP funds used for this purpose shall be limited to the actual direct costs for the specific purpose necessary to meet the requirements of the SEP and no portion of the SEP funds will be spent on administrative costs related to this portion of the SEP. Trash dump cleanups may be coordinated with waste collection facilities and/or local governments to employ heavy machinery for the removal of large waste items. To the maximum extent possible, cleanups shall be accomplished with the use of volunteers from community groups, private companies, schools, and youth organizations. SEP Funds may be used for activities. This project will be administered in accordance with federal, state, and local environmental laws and regulations.					3,888.00	3,888.00	
WQ	38313	City of Big Spring	05/09/2010	1.00:1	7,290.00	1,458.00	0.00	5,832.00	5,832.00
	CLEAN UP	The Respondent shall perform one or more cleanups of unauthorized trash and tire dumpsites in Howard County. The number of sites to be cleaned will be dependent upon the cost to clean each site. The Respondent shall spend at least the SEP Offset Amount and shall complete cleanup of at least one site. The Respondent shall ensure that it recycles, where possible, recyclable items removed from the sites. Eligible sites will be those where a responsible party cannot be found or is unable to clean the site and where reasonable efforts have been made to prevent the dumping. The Respondent shall post signs or implement other measures to ensure that the property owner implements measures to prevent future occurrences of illegal dumping. The Respondent shall ensure that cleanup areas lacking vegetation after completion of the cleanup shall be planted with native plants or vegetation to prevent erosion and resulting siltation.					5,832.00	5,832.00	
WQ	37682	San Antonio Water System	01/28/2010	1.00:1	46,000.00	0.00	0.00	46,000.00	46,000.00

* There are Multiple Respondent Names associated to this Case No.

Appendix 8: List of SEP's & SEP Projects - FY2010

Single Program

	POLLUTION PREVENTION		The Respondent shall contribute the SEP Offset Amount to the Third-Party Recipient named above. The contribution will be to Texas State University for the Continuous Water Quality Monitoring Network in Bell County as set forth in an agreement between the Third-Party Recipient and the TCEQ. Specifically, SEP monies will be used by the Recipient to install and/or support a continuous monitoring station that will collect water quality data every fifteen (15) minutes and report data to the TCEQ LEADS system every hour using cellular telemetry. The following water quality parameters will be measured: dissolved oxygen, temperature, specific conductance, pH, turbidity, and water level.				46,000.00	46,000.00	
WQ	37993	City of Wellman	02/07/2010	1.00:1	2,725.00	545.00	0.00	2,180.00	2,180.00
	POLLUTION PREVENTION		The Respondent shall contribute to the Third-Party Recipient pursuant to the agreement between the Third-Party Recipient and the TCEQ. Specifically, the contribution will be used to coordinate with city and/or county governmental officials regarding the clean up of sites where trash has been disposed of illegally. Eligible sites will be limited to those where a responsible party can not be identified and where there is no pre-existing obligation to clean up the site by the owner or the government. Additionally, reasonable efforts must have already been taken to prevent the dumping. SEP monies will be used to pay for the direct cost of collection and disposal of debris. All dollars contributed will be used solely for the direct cost of the project and no portion will be spent on administrative costs. The SEP will be done in accordance with all federal, state and local environmental laws and regulations.				2,180.00	2,180.00	
WQ	37520	City of Teague	09/21/2009	1.00:1	7,462.00	1,492.00	0.00	5,970.00	5,970.00
	POLLUTION PREVENTION		The Respondent shall contribute the SEP Amount to the Third-Party Recipient pursuant to the agreement between the Third-Party Recipient and the TCEQ. Specifically, the contribution will be used to provide local residents with a means of properly disposing household hazardous wastes such as paint, thinners, pesticides, oil and gas, corrosive cleaners, and fertilizers in one day collection events. SEP monies will be used to pay for the associated labor, materials, and disposal costs. Citizens will not be charged disposal fees. The project is administered in accordance with TCEQ guidance on household hazardous waste and in compliance with federal, state, and local environmental laws and regulations. All dollars contributed will be used solely for the direct cost of the project and no portion will be spent on administrative costs.				5,970.00	5,970.00	
WQ	37405	Texas Department of Criminal Justice	09/21/2009	1.00:1	3,360.00	672.00	0.00	2,688.00	2,688.00
	POLLUTION PREVENTION		The Respondent will contribute to Brazoria County to provide assistance to low income homeowners to repair or replace failing or inadequately designed On-Site Sewage Facilities ("OSSFs") within the county. Many of the OSSFs currently in operation in Brazoria County are substandard and result in the release of sewage in residential areas, public rights-of-way, and waterways. Brazoria County shall not charge homeowners for any portion of the cost of the project paid for by SEP funds.				2,688.00	2,688.00	
WQ	37512	City of Wellman	11/13/2009	1.00:1	6,720.00	1,344.00	0.00	5,376.00	5,376.00

* There are Multiple Respondent Names associated to this Case No.

Appendix 8: List of SEP's & SEP Projects - FY2010

Single Program

	POLLUTION PREVENTION	The Respondent shall contribute to the Third-Party Recipient pursuant to the agreement between the Third-Party Recipient and the TCEQ. Specifically, the contribution will be used to coordinate with city and/or county governmental officials regarding the clean up of sites where trash has been disposed of illegally. Eligible sites will be limited to those where a responsible party can not be identified and where there is no pre-existing obligation to clean up the site by the owner or the government. Additionally, reasonable efforts must have already been taken to prevent the dumping. SEP monies will be used to pay for the direct cost of collection and disposal of debris. All dollars contributed will be used solely for the direct cost of the project and no portion will be spent on administrative costs. The SEP will be done in accordance with all federal, state and local environmental laws and regulations.	5,376.00	5,376.00					
WQ	38367	Webb County	04/25/2010	1.00:1	4,543.00	0.00	0.00	4,543.00	4,543.00
	CLEAN UP	RC&D will coordinate with local city and county government officials to clean-up sites where tires have been disposed of illegally. Contributions will be used to clean up illegal tire sites. Eligible sites will be limited to areas where a responsible party can not be identified and where there is no preexisting obligation to clean up the site by the owner or government. SEP monies will be used for the direct cost of collection and disposal of debris and tires.	4,543.00	4,543.00					
WQ	39030	Texas Department of Criminal Justice	08/21/2010	1.00:1	1,880.00	376.00	0.00	1,504.00	1,504.00
	POLLUTION PREVENTION	The Respondent shall contribute the SEP Offset Amount to the Third-Party Recipient named above. The contribution will be to Keep Texas Beautiful for the Stop Trashing Texas project as set forth in an agreement between the Third-Party Recipient and the TCEQ. Specifically, SEP funds will pay for the labor and disposal costs associated with cleanup of unauthorized trash dumps by supplying project coordination, labor, supplies, and materials for clean up events statewide. SEP funds used for this purpose shall be limited to the actual direct costs for the specific purpose necessary to meet the requirements of the SEP and no portion of the SEP funds will be spent on administrative costs related to this portion of the SEP. Trash dump cleanups may be coordinated with waste collection facilities and/or local governments to employ heavy machinery for the removal of large waste items. To the maximum extent possible, cleanups shall be accomplished with the use of volunteers from community groups, private companies, schools, and youth organizations. SEP Funds may be used for activities. This project will be administered in accordance with federal, state, and local environmental laws and regulations.	1,504.00	1,504.00					
WQ	37618	Stallion Oilfield Services Ltd.	11/13/2009	1.00:1	7,360.00	1,472.00	2,944.00	2,944.00	2,944.00
	POLLUTION PREVENTION	The Respondent shall contribute to the Third-Party Recipient pursuant to the agreement between the Third-Party Recipient and the TCEQ. Specifically, the contribution will be used to coordinate with city and/or county governmental officials regarding the clean up of sites where trash has been disposed of illegally. Eligible sites will be limited to those where a responsible party can not be identified and where there is no pre-existing obligation to clean up the site by the owner or the government. Additionally, reasonable efforts must have already been taken to prevent the dumping. SEP monies will be used to pay for the direct cost of collection and disposal of debris. All dollars contributed will be used solely for the direct cost of the project and no portion will be spent on administrative costs. The SEP will be done in accordance with all federal, state and local environmental laws and regulations.	2,944.00	2,944.00					
WQ	38682	City of Santa Rosa	06/26/2010	1.00:1	3,125.00	625.00	0.00	2,500.00	2,500.00

* There are Multiple Respondent Names associated to this Case No.

Appendix 8: List of SEP's & SEP Projects - FY2010

Single Program

	POLLUTION PREVENTION	The Respondent shall contribute to the SEP offset amount to the Third-Party Recipient named above. The contribution will be to Texas Association of Resource Conservation and Development Areas, Inc. to be used for the RC&D Abandoned Tire Clean-Up Program as set forth in an agreement between the Third-Party Recipient and the TCEQ. Specifically, the contribution will be used to clean-up sites where tires have been disposed of illegally. Eligible sites will be limited to those where a responsible party cannot be found and where reasonable efforts have been made to prevent the dumping. SEP monies will be used to pay for the direct cost of collecting and disposing of tires. All dollars contributed will be used solely for the direct cost of the project and no portion will be spent on administrative costs. The SEP will be done in accordance with all federal, state and local environmental laws and regulations.					2,500.00	2,500.00	
WQ	37500	City of Sabinal	10/31/2009	1.00:1	5,540.00	0.00	0.00	5,540.00	5,540.00
	POLLUTION PREVENTION	The Respondent shall contribute to the Third-Party Recipient pursuant to the agreement between the Third-Party Recipient and the TCEQ. Specifically, the contribution will be used to clean-up sites where tires have been disposed of illegally. Eligible sites will be limited to those where a responsible party cannot be found and where reasonable efforts have been made to prevent the dumping. SEP monies will be used to pay for the direct cost of collecting and disposing of tires. All dollars contributed will be used solely for the direct cost of the project and no portion will be spent on administrative costs. The SEP will be done in accordance with all federal, state and local environmental laws and regulations.					5,540.00	5,540.00	
WQ	37910	City of Bridgeport	02/22/2010	1.00:1	12,000.00	2,400.00	0.00	9,600.00	9,600.00
	POLLUTION PREVENTION	The Respondent shall contribute to the Third-Party Recipient pursuant to the agreement between the Third-Party Recipient and the TCEQ. Specifically, the Third-Party Recipient shall repair or replace failing water systems or on-site wastewater systems for low income homeowners. The Third-Party Recipient shall use SEP funds to pay for the labor and materials costs related to repairing or replacing the failing systems. The recipients will not be charged for the cost of replacing or repairing the failing systems. The Third-Party recipient shall use a consistent and documented system for determining eligible participants.					9,600.00	9,600.00	
WQ	37982	City of Brazoria	02/22/2010	1.00:1	38,420.00	0.00	0.00	38,420.00	38,420.00
	POLLUTION PREVENTION	The Respondent shall contribute to the Third-Party Recipient pursuant to the agreement between the Third-Party Recipient and the TCEQ. Brazoria County shall provide assistance to low-income homeowners to repair or replace failing or inadequately designed On-Site Sewage Facilities ("OSSFs") within the county. Many of the OSSFs currently in operation in Brazoria County are substandard and result in the release of sewage in residential areas, public rights-of-way, and waterways.					38,420.00	38,420.00	
WQ	37792	Warren Independent School District	11/13/2009	1.00:1	4,400.00	880.00	0.00	3,520.00	3,520.00

* There are Multiple Respondent Names associated to this Case No.

Appendix 8: List of SEP's & SEP Projects - FY2010

Single Program

POLLUTION PREVENTION		The Respondent shall contribute to the Third-Party Recipient pursuant to the agreement between the Third-Party Recipient and the TCEQ. Specifically, the contribution will be used to aid local school districts, area transit agencies, and local governments in need of funding assistance to pay for the cost of the following activities to reduce emissions: 1) replacing older diesel buses with alternative fuelled or clean diesel buses; or 2) retrofitting older diesel buses with new, cleaner technology. The funds will be disbursed on a needs-rated basis, using non-attainment area status, condition of buses, and economic status of the recipient as possible rating factors if competition for the funds exists. To maximize funds, retrofitting will take priority over replacement of buses. Older buses deemed not suitable for retrofitting will be permanently retired and sold only for scrap.	3,520.00	3,520.00					
WQ	39113	City of Nome	07/11/2010	1.00:1	21,510.00	4,302.00	0.00	17,208.00	17,208.00
POLLUTION PREVENTION		The Respondent shall contribute the SEP Offset Amount to the Third-Party Recipient named above. The contribution will be to Jefferson County Government to be used for the Cheek Community First Time Sewer Service for Low Income Home Owners project. Specifically, SEP monies will be used to provide first time sewer service for low-income residential customers in the Candlelight and Martel Subdivisions (Cheek Community) located in the western area of Jefferson County. This area has open sewage pits or poorly maintained septic systems which are a hazard to human health and the environment. SEP Funds will be used to install wastewater infrastructure and a low pressure sewer system consisting of grinder pump stations located at each home. The project will be administered in accordance with federal, state, and local environmental laws and regulations.	17,208.00	17,208.00					
Count of Single Program Orders: 214			Total:	6,941,607.00	743,658.00	2,694,619.00	1,503,330.00	1,503,330.00	

* There are Multiple Respondent Names associated to this Case No.

Appendix 8: List of SEP's & SEP Projects - FY2010

Multi-Media Program

Date Range Selected : 09/01/2009 - 08/31/2010

PGM	Case No.	Respondent Name	Effective Date	Ratio	Assessed Amt	Deferred Amt	Payable Amt	SEP Cost	SEP Offset
MM	37478	City of Brady	10/04/2009	1.00:1	3,775.00	0.00	0.00	3,775.00	3,775.00
		POLLUTION PREVENTION	The Respondent shall contribute to the Third-Party Recipient pursuant to the agreement between the Third-Party Recipient and the TCEQ. Specifically, the contribution will be used to clean-up sites where tires have been disposed of illegally. Eligible sites will be limited to those where a responsible party cannot be found and where reasonable efforts have been made to prevent the dumping. SEP monies will be used to pay for the direct cost of collecting and disposing of tires. All dollars contributed will be used solely for the direct cost of the project and no portion will be spent on administrative costs. The SEP will be done in accordance with all federal, state and local environmental laws and regulations.					3,775.00	3,775.00
MM	37011	A-1 LUFKIN RENTAL CENTER, INC.	11/27/2009	1.00:1	3,250.00	0.00	1,625.00	1,625.00	1,625.00
		CLEAN UP	Angelina Beautiful Clean (AB/C) is an affiliate member of Keep Texas Beautiful and sponsors cleanups throughout Angelina County, participates in the Texas Recycles Day, and provides information to the public about recycling and the benefits to maintaining a clean and healthy environment. Cleanup events will collect and properly dispose of illegally dumped waste in Angelina County. Eligible sites will be limited to areas where a responsible party can not be identified and where there is no preexisting obligation to clean up the site by the owner.					1,625.00	1,625.00
MM	37518	City Of Robert Lee	10/24/2009	1.00:1	11,174.00	0.00	0.00	11,174.00	11,174.00
		POLLUTION PREVENTION	The Respondent shall contribute to the Third-Party Recipient pursuant to the agreement between the Third-Party Recipient and the TCEQ. Specifically, the contribution will be used to clean-up sites where tires have been disposed of illegally. Eligible sites will be limited to those where a responsible party cannot be found and where reasonable efforts have been made to prevent the dumping. SEP monies will be used to pay for the direct cost of collecting and disposing of tires. All dollars contributed will be used solely for the direct cost of the project and no portion will be spent on administrative costs. The SEP will be done in accordance with all federal, state and local environmental laws and regulations.					11,174.00	11,174.00
MM	38329	Irion County	03/20/2010	1.00:1	1,900.00	380.00	0.00	1,520.00	1,520.00
		POLLUTION PREVENTION	The Respondent shall contribute to the Third-Party Recipient pursuant to the agreement between the Third-Party Recipient and the TCEQ. Specifically, the contribution will be used purchase equipment for activities related to recycling efforts at the Citizen's Recycling Center. The center is open to the general public and currently accepts glass, plastics, e-waste, paper, aluminium, mixed metals, appliances, oil and filters, and batteries. All dollars contributed will be used solely for the direct cost of the project and no portion will be spent on administrative costs. The SEP will be done in accordance with all federal, state and local environmental laws and regulations.					1,520.00	1,520.00
MM	36653	US Ecology Texas, Inc.	10/18/2009	1.00:1	92,650.00	18,530.00	37,060.00	37,060.00	37,060.00

* There are Multiple Respondent Names associated to this Case No.

Appendix 8: List of SEP's & SEP Projects - FY2010

Multi-Media Program

ENVIRONMENTAL ENHANCEMENT	<p>The Respondent shall contribute to the Third-Party Recipient pursuant to the agreement between the Third-Party Recipient and the TCEQ. Specifically, the contribution will be used for the Colonial Waterbird Rookery Island Enhancement Project. Shamrock and Causeway Islands are important rookery islands with heavy bird usage that are experiencing significant loss of wetland and rookery habitat due to dredging activities and erosion from waves and ships. SEP monies will be used to pay for the labor and material costs associated with preventing erosion in the unprotected areas of the islands and restoring parts of the islands that have suffered from erosion. The project will protect critical bird habitat and also enhance the wetlands.</p>	37,060.00	37,060.00
---------------------------	--	-----------	-----------

Count of Multi-Media Program Orders: 5	Total:	112,749.00	18,910.00	38,685.00	55,154.00	55,154.00
Grand Total Count of Orders: 219	Grand Total:	7,054,356.00	762,568.00	2,733,304.00	3,558,484.00	3,558,484.00

* There are Multiple Respondent Names associated to this Case No.

Appendix 9: List of Administrative Orders Issued FY2009

Singles Programs

Date Range Selected : 09/01/2008 - 08/31/2009

PGM	Case No.	Respondent Name	TCEQ ID	County	Order Date	Penalty Assessed	Penalty Deferred	Payable Amount	SEP Cost	SEP Offset
AIREI	36104	Atrium Companies, Inc.	DB4192G	DALLAS	1/30/2009	770.00	154.00	616.00	0.00	0.00
AIREI	36362	Mansfield Plumbing Products LLC	RL0008A	RUSK	2/22/2009	1,050.00	210.00	840.00	0.00	0.00
Subtotal for AIREI : 2						1,820.00	364.00	1,456.00	0.00	0.00
AQ	35655	Owens Corning Composite Materials, LLC	RB0010D	RANDALL	9/22/2008	14,900.00	2,980.00	11,920.00	0.00	0.00
AQ	35295	La Porte Methanol Company, L.P.	2291	HARRIS	9/22/2008	3,925.00	785.00	1,570.00	1,570.00	1,570.00
AQ	34676	Belvan Corp.	CZ0006F	CROCKETT	9/22/2008	3,000.00	600.00	2,400.00	0.00	0.00
AQ	35383	Diamond Shamrock Refining Company, L.P.	LK0009T	LIVE OAK	9/22/2008	15,352.00	3,070.00	12,282.00	0.00	0.00
AQ	29997	Exxon Mobil Corporation	18287	HARRIS	9/22/2008	10,000.00	0.00	10,000.00	0.00	0.00
AQ	34346	Murphy Oil USA, Inc.		EL PASO	9/22/2008	7,520.00	1,504.00	6,016.00	0.00	0.00
AQ	35484	Lee's United Construction Services, Inc.	919175M	ZAPATA	9/22/2008	2,700.00	540.00	2,160.00	0.00	0.00
AQ	34300	Equistar Chemicals, LP	MH0040N	MATAGORDA	9/22/2008	51,984.00	10,396.00	20,794.00	20,794.00	20,794.00
AQ	35740	Miller Breweries West Limited Partnership	TA0235N	TARRANT	9/22/2008	1,975.00	395.00	1,580.00	0.00	0.00
AQ	34902	Shell Oil Company	21262	HARRIS	9/22/2008	80,000.00	0.00	40,000.00	40,000.00	40,000.00
AQ	35213	SABINA PETROCHEMICALS LLC	41945	JEFFERSON	9/22/2008	19,400.00	3,880.00	7,760.00	7,760.00	7,760.00
AQ	35503	Motiva Enterprises LLC	JE0095D	JEFFERSON	9/22/2008	9,350.00	1,870.00	3,740.00	3,740.00	3,740.00
AQ	35524	KM Aviation, Inc.	86083	GRAYSON	9/22/2008	2,000.00	400.00	1,600.00	0.00	0.00
AQ	35319	Texas Petrochemicals LP	JEA007G	JEFFERSON	9/22/2008	7,300.00	1,460.00	5,840.00	0.00	0.00
AQ	35313	BROTHERS MATERIALS, LTD	WE0319D	WEBB	9/22/2008	3,000.00	600.00	2,400.00	0.00	0.00
AQ	30876	Ya Razzak, Inc.	EE1961R	EL PASO	9/22/2008	1,200.00	0.00	1,200.00	0.00	0.00
AQ	34602	Shell Chemical LP	HG0659W	HARRIS	9/22/2008	70,415.00	0.00	35,208.00	35,207.00	35,207.00
AQ	35079	CICALO, SAM		WISE	9/22/2008	6,300.00	1,260.00	5,040.00	0.00	0.00
AQ	35334	Seminole Pipeline Company	FG0247O	FORT BEND	9/22/2008	10,500.00	2,100.00	4,200.00	4,200.00	4,200.00
AQ	35342	McWane, Inc.	SK0041T	SMITH	10/6/2008	12,950.00	2,590.00	10,360.00	0.00	0.00
AQ	35135	Rohm and Haas Texas Incorporated	HG0632T	HARRIS	10/6/2008	81,400.00	16,280.00	32,560.00	32,560.00	32,560.00
AQ	35674	Equistar Chemicals, LP	4634B	BRAZORIA	10/6/2008	7,375.00	1,475.00	5,900.00	0.00	0.00
AQ	35304	Exxon Mobil Corporation	18287	HARRIS	10/6/2008	65,300.00	13,060.00	26,120.00	26,120.00	26,120.00
AQ	35656	Chevron Phillips Chemical Company, LP	19718	BRAZORIA	10/6/2008	3,213.00	642.00	1,286.00	1,285.00	1,285.00
AQ	35791	DCP Midstream, LP	HD0014P	HANSFORD	10/6/2008	2,575.00	515.00	2,060.00	0.00	0.00
AQ	34587	HERNANDEZ, ADELFO		DALLAS	10/6/2008	450.00	90.00	360.00	0.00	0.00
AQ	35961	J.C. Evans Construction Co., LP		BEXAR	10/6/2008	1,900.00	380.00	1,520.00	0.00	0.00
AQ	35594	McGuffey Group, Inc.	84873	HARRIS	10/23/2008	2,000.00	400.00	1,600.00	0.00	0.00
AQ	35892	Union Carbide Corporation	48653	CALHOUN	10/23/2008	5,250.00	1,050.00	4,200.00	0.00	0.00
AQ	35595	E. I. du Pont de Nemours and Company	OC0007J	ORANGE	10/23/2008	13,350.00	2,670.00	10,680.00	0.00	0.00
AQ	35499	Texas Petrochemicals LP	20485	JEFFERSON	10/23/2008	3,224.00	644.00	2,580.00	0.00	0.00
AQ	35696	Equistar Chemicals, LP	4682B	NUECES	10/23/2008	6,000.00	1,200.00	2,400.00	2,400.00	2,400.00
AQ	18611	Southwestern Electric Power Company	TF0012D	TITUS	10/23/2008	98,176.00	0.00	49,088.00	49,088.00	49,088.00

Singles Programs

Appendix 9: List of Administrative Orders Issued FY2009

Date Range Selected : 09/01/2008 - 08/31/2009

PGM	Case No.	Respondent Name	TCEQ ID	County	Order Date	Penalty Assessed	Penalty Deferred	Payable Amount	SEP Cost	SEP Offset
AQ	35667	Chevron Phillips Chemical Company, LP	BL0758C	BRAZORIA	10/23/2008	7,000.00	1,400.00	5,600.00	0.00	0.00
AQ	35629	Dolphin Petroleum, LP	257	REFUGIO	10/23/2008	2,300.00	460.00	1,840.00	0.00	0.00
AQ	6513	Newell Recycling of San Antonio, L.P. *	8185	BEXAR	10/23/2008	85,000.00	0.00	85,000.00	0.00	0.00
AQ	10718	ExxonMobil Oil Corporation	JE0062S	JEFFERSON	10/23/2008	23,938.00	0.00	23,938.00	0.00	0.00
AQ	35324	Sunoco, Inc. (R&M)	5572B	HARRIS	10/23/2008	4,850.00	970.00	3,880.00	0.00	0.00
AQ	35598	The Dow Chemical Company	834	BRAZORIA	10/23/2008	20,000.00	4,000.00	8,000.00	8,000.00	8,000.00
AQ	35785	Oiltanking Beaumont Partners, L.P.	21356	JEFFERSON	10/23/2008	2,650.00	530.00	2,120.00	0.00	0.00
AQ	35528	J. Cleo Thompson Investment Management, LLC	CZ0035V	CROCKETT	10/23/2008	3,625.00	725.00	2,900.00	0.00	0.00
AQ	34555	TOTAL PETROCHEMICALS USA, INC.	JE0005H	JEFFERSON	10/23/2008	529,300.00	105,860.00	211,720.00	211,720.00	211,720.00
AQ	35525	Ash Grove Texas, L.P.	ED0034O	ELLIS	10/23/2008	16,725.00	3,345.00	6,690.00	6,690.00	6,690.00
AQ	35938	LoneStar Fiberglass Pools, LLC	2808	GUADALUPE	10/23/2008	2,575.00	515.00	2,060.00	0.00	0.00
AQ	35551	The Goodyear Tire & Rubber Company	22110	JEFFERSON	10/23/2008	16,650.00	3,330.00	6,660.00	6,660.00	6,660.00
AQ	35764	Air Liquide Large Industries U.S. LP	73110	HARRIS	10/23/2008	3,950.00	790.00	3,160.00	0.00	0.00
AQ	35979	Houston Refining LP	2167	HARRIS	10/23/2008	10,000.00	2,000.00	4,000.00	4,000.00	4,000.00
AQ	12364	ExxonMobil Oil Corporation	JE0062S	JEFFERSON	10/23/2008	14,241.00	0.00	14,241.00	0.00	0.00
AQ	35816	Valero Refining-Texas, L.P.	HG0130C	HARRIS	10/23/2008	19,800.00	3,960.00	7,920.00	7,920.00	7,920.00
AQ	35227	DCP Midstream, LP	79063	CRANE	11/6/2008	72,600.00	0.00	36,300.00	36,300.00	36,300.00
AQ	35850	PD Glycol LP	JE0049K	JEFFERSON	11/6/2008	5,500.00	1,100.00	2,200.00	2,200.00	2,200.00
AQ	35810	Equistar Chemicals, LP	6257E	HARRIS	11/6/2008	5,650.00	1,130.00	2,260.00	2,260.00	2,260.00
AQ	35454	Enbridge Pipelines (NE Texas) L.P.	2961	CAMP	11/6/2008	12,954.00	2,590.00	10,364.00	0.00	0.00
AQ	35554	Permian Tank & Manufacturing, Inc.	16285	ECTOR	11/6/2008	42,500.00	8,500.00	34,000.00	0.00	0.00
AQ	36038	Mobile Mini I, Inc.	25503	DALLAS	11/6/2008	2,100.00	420.00	1,680.00	0.00	0.00
AQ	35768	Mobil Chemical Company Inc.	JE0065M	JEFFERSON	11/6/2008	2,725.00	545.00	1,090.00	1,090.00	1,090.00
AQ	34213	Shell Chemical LP	HG0659W	HARRIS	11/6/2008	31,540.00	0.00	15,770.00	15,770.00	15,770.00
AQ	33027	Exxon Mobil Corporation	18287	HARRIS	11/6/2008	30,000.00	0.00	30,000.00	0.00	0.00
AQ	35737	BP Amoco Chemical Company	GB0001R	GALVESTON	11/6/2008	10,000.00	2,000.00	8,000.00	0.00	0.00
AQ	34552	Gulf Coast Composite Marine Specialist Inc.	GB0672K	GALVESTON	11/6/2008	3,300.00	0.00	1,650.00	1,650.00	1,650.00
AQ	35854	Atlas Pipeline Mid-Continent WestTex, LLC	440	REAGAN	11/6/2008	1,875.00	375.00	1,500.00	0.00	0.00
AQ	35658	Gulf South Pipeline Company, LP	455	POLK	11/6/2008	7,800.00	1,560.00	3,120.00	3,120.00	3,120.00
AQ	35280	Sid Richardson Carbon, LTD	HW0017R	HUTCHINSON	11/6/2008	24,072.00	4,814.00	19,258.00	0.00	0.00
AQ	34199	Enterprise Products Operating LLC	CI0008R	CHAMBERS	11/6/2008	541,450.00	0.00	270,725.00	270,725.00	270,725.00
AQ	35561	Owens Corning Roofing and Asphalt, LLC	DB0632E	*MULTIPLE	11/6/2008	28,055.00	5,611.00	22,444.00	0.00	0.00
AQ	35364	TOTAL PETROCHEMICALS USA, INC.	JE0005H	JEFFERSON	11/6/2008	59,329.00	11,865.00	23,732.00	23,732.00	23,732.00
AQ	35946	Hess Corporation	PSDTX328M3	GAINES	11/6/2008	1,975.00	395.00	1,580.00	0.00	0.00
AQ	14112	NEGRETE, ROBERTO		DALLAS	11/12/2008	1,250.00	0.00	1,250.00	0.00	0.00
AQ	35603	Hill-Lake Gas Storage, L.P.	EA0014H	EASTLAND	11/17/2008	94,950.00	18,990.00	37,980.00	37,980.00	37,980.00
AQ	29089	Formosa Plastics Corporation, Texas	7699	CALHOUN	11/17/2008	121,443.00	0.00	60,722.00	60,721.00	60,721.00
AQ	35881	INEOS USA LLC	95	BRAZORIA	11/17/2008	17,400.00	3,480.00	13,920.00	0.00	0.00

Singles Programs

Appendix 9: List of Administrative Orders Issued FY2009

Date Range Selected : 09/01/2008 - 08/31/2009

PGM	Case No.	Respondent Name	TCEQ ID	County	Order Date	Penalty Assessed	Penalty Deferred	Payable Amount	SEP Cost	SEP Offset
AQ	35995	Copano Processing, L.P.	CR0020C	COLORADO	11/17/2008	6,250.00	1,250.00	5,000.00	0.00	0.00
AQ	35886	Williamson Printing Corporation	1859	DALLAS	11/17/2008	10,000.00	2,000.00	4,000.00	4,000.00	4,000.00
AQ	35697	Brownfield Farmers, L.L.C.	72361L002	GAINES	11/17/2008	9,000.00	1,800.00	7,200.00	0.00	0.00
AQ	36043	CERTAINTeed CORPORATION	2638	GRAYSON	11/17/2008	1,925.00	385.00	1,540.00	0.00	0.00
AQ	34673	Valero Refining-Texas, L.P.	2937A	NUECES	11/17/2008	5,382.00	1,076.00	2,153.00	2,153.00	2,153.00
AQ	35777	Exxon Mobil Corporation	HG0228H	HARRIS	11/17/2008	7,384.00	1,476.00	2,954.00	2,954.00	2,954.00
AQ	34861	Safety Railway Service, L.P.	21232	VICTORIA	11/17/2008	12,000.00	2,400.00	4,800.00	4,800.00	4,800.00
AQ	35682	Flint Hills Resources, LP	16989	JEFFERSON	11/17/2008	25,850.00	5,170.00	10,340.00	10,340.00	10,340.00
AQ	34699	Firestone Polymers, LLC	2565	ORANGE	11/17/2008	66,871.00	13,374.00	53,497.00	0.00	0.00
AQ	35805	M-I L L C	34447	ECTOR	11/17/2008	1,800.00	360.00	1,440.00	0.00	0.00
AQ	35685	BASF FINA Petrochemicals Limited Partnership	JE0834F	JEFFERSON	11/17/2008	250,753.00	50,150.00	100,302.00	100,301.00	100,301.00
AQ	35890	Arkema Inc.	22100	HARRIS	11/17/2008	3,874.00	774.00	3,100.00	0.00	0.00
AQ	35819	TOTAL PETROCHEMICALS USA, INC.	JE0005H	JEFFERSON	11/17/2008	15,496.00	3,099.00	6,199.00	6,198.00	6,198.00
AQ	35600	DCP Midstream, LP	4813500022	ECTOR	11/17/2008	7,950.00	1,590.00	3,180.00	3,180.00	3,180.00
AQ	36004	Clearstream Wastewater Systems, Incorporated	1796	HARDIN	11/17/2008	4,750.00	950.00	3,800.00	0.00	0.00
AQ	35399	Shell Chemical LP *	HG0659W	HARRIS	11/17/2008	20,000.00	4,000.00	8,000.00	8,000.00	8,000.00
AQ	35843	US Department of the Army	1659	BELL	11/17/2008	4,750.00	950.00	0.00	3,800.00	3,800.00
AQ	35755	Arrow Marble L.L.C.	HX2813G	HARRIS	11/17/2008	20,250.00	4,050.00	16,200.00	0.00	0.00
AQ	35565	Armstrong Hardwood Flooring Company	49096	SHELBY	11/17/2008	46,075.00	9,215.00	36,860.00	0.00	0.00
AQ	35741	Exxon Mobil Corporation	HG0232Q	HARRIS	12/4/2008	20,695.00	4,139.00	8,278.00	8,278.00	8,278.00
AQ	35284	Viron International Corporation	19049	BELL	12/4/2008	15,750.00	3,150.00	12,600.00	0.00	0.00
AQ	35743	Shell Oil Company *	HG0659W	HARRIS	12/4/2008	43,970.00	0.00	21,985.00	21,985.00	21,985.00
AQ	35999	Magellan Pipeline Terminals, L.P.	EB0115M	ECTOR	12/4/2008	2,450.00	490.00	1,960.00	0.00	0.00
AQ	35746	US Department of the Army	NE0054S	NUECES	12/4/2008	2,425.00	485.00	1,940.00	0.00	0.00
AQ	35143	Texas Port Recycling LP	82289	HARRIS	12/4/2008	900.00	180.00	720.00	0.00	0.00
AQ	35487	TOP GUN GUNITE COMPANY-GP LLC	86778	HARRIS	12/4/2008	5,000.00	1,000.00	4,000.00	0.00	0.00
AQ	36020	TOTAL PETROCHEMICALS USA, INC.	HG0036S	HARRIS	12/4/2008	10,000.00	2,000.00	8,000.00	0.00	0.00
AQ	35546	The Premcor Refining Group Inc.	JE0042B	JEFFERSON	12/4/2008	54,688.00	0.00	27,344.00	27,344.00	27,344.00
AQ	35974	Valero Refining-Texas, L.P.	GB0073P	GALVESTON	12/4/2008	9,375.00	1,875.00	3,750.00	3,750.00	3,750.00
AQ	35903	Rhodia Inc.	HG0696Q	HARRIS	12/4/2008	7,564.00	1,512.00	6,052.00	0.00	0.00
AQ	36149	Explorer Pipeline Company	JE0160R	JEFFERSON	12/4/2008	2,850.00	570.00	2,280.00	0.00	0.00
AQ	36000	Chevron Phillips Chemical Company, LP	HW0013C	HUTCHINSON	12/4/2008	7,425.00	1,485.00	5,940.00	0.00	0.00
AQ	35848	Sherwin Alumina, L.P.	48455	SAN PATRICIO	12/4/2008	23,200.00	4,640.00	9,280.00	9,280.00	9,280.00
AQ	35571	Texas Port Recycling LP	82289	HARRIS	12/4/2008	61,500.00	0.00	61,500.00	0.00	0.00
AQ	35878	ExxonMobil Oil Corporation	1173	JEFFERSON	12/4/2008	16,450.00	3,290.00	6,580.00	6,580.00	6,580.00
AQ	35998	NuStar Terminals Texas, Inc.	GB0005J	GALVESTON	12/20/2008	3,625.00	725.00	2,900.00	0.00	0.00
AQ	36110	storm reconstruction services inc	84635L001	BELL	12/20/2008	3,000.00	600.00	2,400.00	0.00	0.00

Singles Programs

Appendix 9: List of Administrative Orders Issued FY2009

Date Range Selected : 09/01/2008 - 08/31/2009

PGM	Case No.	Respondent Name	TCEQ ID	County	Order Date	Penalty Assessed	Penalty Deferred	Payable Amount	SEP Cost	SEP Offset
AQ	31118	Chevron Phillips Chemical Company, LP	1235	JEFFERSON	12/20/2008	92,677.00	0.00	46,339.00	46,338.00	46,338.00
AQ	35976	C.B.H. Services, Inc.	OC0329H	ORANGE	12/20/2008	3,000.00	600.00	2,400.00	0.00	0.00
AQ	31081	BASF FINA Petrochemicals Limited Partnership	36644	JEFFERSON	12/20/2008	203,125.00	0.00	101,563.00	101,562.00	101,562.00
AQ	35924	Oiltanking Beaumont Partners, L.P.	1804	JEFFERSON	12/20/2008	5,400.00	1,080.00	4,320.00	0.00	0.00
AQ	35590	S Fiberglass, Ltd.	2659	WISE	12/20/2008	2,375.00	475.00	950.00	950.00	950.00
AQ	36088	LCY Elastomers, L.P.	HG3757A	HARRIS	12/20/2008	3,650.00	730.00	2,920.00	0.00	0.00
AQ	36103	Gulf South Pipeline Company, LP	JB0030S	JACKSON	12/20/2008	2,000.00	400.00	1,600.00	0.00	0.00
AQ	31056	ExxonMobil Oil Corporation	JE0149F	JEFFERSON	12/20/2008	55,200.00	0.00	27,600.00	27,600.00	27,600.00
AQ	35790	CFF Recycling USA, Inc.	82937	*MULTIPLE	12/20/2008	11,550.00	0.00	11,550.00	0.00	0.00
AQ	31247	Chevron Phillips Chemical Company, LP	1504A	HARRIS	12/20/2008	47,442.00	0.00	23,721.00	23,721.00	23,721.00
AQ	35358	International Wood, LLC	HN0371V	HIDALGO	12/20/2008	2,375.00	475.00	1,900.00	0.00	0.00
AQ	36240	VIKING POOLS, LLC	36078	MIDLAND	12/20/2008	15,750.00	3,150.00	12,600.00	0.00	0.00
AQ	25458	Chevron Phillips Chemical Company, LP	HG0310V	HARRIS	12/20/2008	20,200.00	0.00	10,100.00	10,100.00	10,100.00
AQ	36091	Acme Brick Company	PC0001E	PARKER	12/20/2008	2,925.00	585.00	2,340.00	0.00	0.00
AQ	35889	UCAR Pipeline, Incorporated.	JEA014N	JEFFERSON	12/20/2008	9,000.00	0.00	4,500.00	4,500.00	4,500.00
AQ	27217	BASF FINA Petrochemicals Limited Partnership	JE0843F	JEFFERSON	12/20/2008	59,800.00	0.00	29,900.00	29,900.00	29,900.00
AQ	36322	Lindsey Contractors, Inc.	MB0058O	MCLENNAN	12/20/2008	850.00	170.00	680.00	0.00	0.00
AQ	36385	Universal Corrosion Specialists, Inc.	85078	FREESTONE	12/20/2008	900.00	180.00	720.00	0.00	0.00
AQ	35963	Pallet & Crating Co., Inc.	928589A	GRAYSON	12/20/2008	1,425.00	285.00	1,140.00	0.00	0.00
AQ	35954	Exxon Mobil Corporation	18287	HARRIS	1/30/2009	47,600.00	0.00	23,800.00	23,800.00	23,800.00
AQ	36109	National Oilwell Varco, L.P.	1084	HARRIS	1/30/2009	1,140.00	228.00	912.00	0.00	0.00
AQ	36100	SABINA PETROCHEMICALS LLC	JE0843F	JEFFERSON	1/30/2009	5,150.00	1,030.00	4,120.00	0.00	0.00
AQ	35989	Texas A&M University	44762	*MULTIPLE	1/30/2009	4,375.00	875.00	3,500.00	0.00	0.00
AQ	34572	The Premcor Refining Group Inc.	JE0042B	JEFFERSON	1/30/2009	14,641.00	0.00	7,321.00	7,320.00	7,320.00
AQ	36024	BLOCK CREEK CONCRETE PRODUCTS, L.L.C.	83958	KENDALL	1/30/2009	10,000.00	0.00	10,000.00	0.00	0.00
AQ	36029	Flint Hills Resources, LP	JE0135Q	JEFFERSON	1/30/2009	27,100.00	5,420.00	10,840.00	10,840.00	10,840.00
AQ	36431	The Goodyear Tire & Rubber Company	6618	HARRIS	1/30/2009	6,175.00	1,235.00	4,940.00	0.00	0.00
AQ	36042	Citgo Products Pipeline Company	2891	TARRANT	1/30/2009	2,675.00	535.00	2,140.00	0.00	0.00
AQ	35762	Huntsman Petrochemical Corporation	19823	JEFFERSON	1/30/2009	49,728.00	9,945.00	19,892.00	19,891.00	19,891.00
AQ	36299	The Dow Chemical Company	436	GALVESTON	1/30/2009	6,725.00	1,345.00	5,380.00	0.00	0.00
AQ	35795	Chemical Lime, Ltd.	CD0394P	CAMERON	1/30/2009	1,050.00	210.00	840.00	0.00	0.00
AQ	36131	Ameron International Corporation	WH0015Q	WICHITA	1/30/2009	19,500.00	3,900.00	7,800.00	7,800.00	7,800.00
AQ	36227	Oldcastle Windows, Inc.	9396	KAUFMAN	1/30/2009	770.00	154.00	616.00	0.00	0.00
AQ	35922	Fleetwood Travel Trailers of Texas, Inc.	GJ0166Q	GREGG	1/30/2009	10,250.00	2,050.00	8,200.00	0.00	0.00
AQ	36264	Ant Enterprises Incorporated	52424L001	BEXAR	1/30/2009	750.00	150.00	600.00	0.00	0.00
AQ	36440	Trinity Industries, Inc.	TA0539N	TARRANT	2/8/2009	4,000.00	800.00	3,200.00	0.00	0.00
AQ	36167	State Service Co., Inc.	SD0156E	SAN PATRICIO	2/8/2009	5,775.00	1,155.00	4,620.00	0.00	0.00

Singles Programs

Appendix 9: List of Administrative Orders Issued FY2009

Date Range Selected : 09/01/2008 - 08/31/2009

PGM	Case No.	Respondent Name	TCEQ ID	County	Order Date	Penalty Assessed	Penalty Deferred	Payable Amount	SEP Cost	SEP Offset
AQ	36129	Oxy Vinyls, LP	3855B	HARRIS	2/8/2009	4,450.00	890.00	3,560.00	0.00	0.00
AQ	34128	Chevron Phillips Chemical Company, LP	HG0310V	HARRIS	2/8/2009	16,950.00	0.00	16,950.00	0.00	0.00
AQ	36403	Johnson County Pipe, Inc.	2868	JOHNSON	2/8/2009	2,500.00	500.00	2,000.00	0.00	0.00
AQ	32604	Exxon Mobil Corporation	HG0232Q	HARRIS	2/8/2009	40,000.00	0.00	20,000.00	20,000.00	20,000.00
AQ	36325	HARRIS, DOUGLAS WAYNE		HAMILTON	2/8/2009	10,000.00	0.00	10,000.00	0.00	0.00
AQ	36435	Atlas Roofing Corporation	2303	MORRIS	2/8/2009	4,850.00	970.00	3,880.00	0.00	0.00
AQ	33527	Shell Chemical LP *	21262	HARRIS	2/8/2009	166,530.00	0.00	83,265.00	83,265.00	83,265.00
AQ	35080	The Dow Chemical Company	20432	BRAZORIA	2/8/2009	30,000.00	0.00	15,000.00	15,000.00	15,000.00
AQ	35593	ConocoPhillips Company	HW0018P	HUTCHINSON	2/8/2009	40,150.00	8,030.00	16,060.00	16,060.00	16,060.00
AQ	35904	Building Materials Corporation of America	DB0378S	DALLAS	2/8/2009	50,925.00	10,185.00	20,370.00	20,370.00	20,370.00
AQ	35880	ExxonMobil Oil Corporation	2041	JEFFERSON	2/8/2009	17,250.00	3,450.00	6,900.00	6,900.00	6,900.00
AQ	36406	Valero Refining-Texas, L.P.	GB0073P	GALVESTON	2/8/2009	9,800.00	1,960.00	3,920.00	3,920.00	3,920.00
AQ	36163	Shell Pipeline Company LP	2733	JEFFERSON	2/8/2009	2,400.00	480.00	960.00	960.00	960.00
AQ	32774	Chevron Phillips Chemical Company, LP	BL0758C	BRAZORIA	2/8/2009	168,416.00	0.00	84,208.00	84,208.00	84,208.00
AQ	36141	INEOS USA LLC	BL0003Q	BRAZORIA	2/8/2009	2,625.00	525.00	2,100.00	0.00	0.00
AQ	35869	Long Beach Shavings Co Inc	MQ0494O	MONTGOMERY	2/8/2009	4,750.00	950.00	3,800.00	0.00	0.00
AQ	35964	Kuraray America, Inc.	HG1310O	HARRIS	2/8/2009	20,200.00	4,040.00	8,080.00	8,080.00	8,080.00
AQ	36126	Holly Energy Partners - Operating, L.P.	EE0057O	EL PASO	2/8/2009	2,700.00	540.00	1,080.00	1,080.00	1,080.00
AQ	35520	Alcoa World Alumina LLC	CB0003M	CALHOUN	2/8/2009	96,360.00	19,272.00	77,088.00	0.00	0.00
AQ	36076	Matrix Metals LLC	FG0044H	FORT BEND	2/8/2009	9,675.00	1,935.00	7,740.00	0.00	0.00
AQ	36323	LDH Energy Mont Belvieu L.P.	CI0197K	CHAMBERS	2/8/2009	850.00	170.00	680.00	0.00	0.00
AQ	36168	Flint Hills Resources, LP	8803A	NUECES	2/8/2009	5,075.00	1,015.00	4,060.00	0.00	0.00
AQ	36233	Rohm and Haas Texas Incorporated	HG0632T	HARRIS	2/22/2009	9,575.00	1,915.00	7,660.00	0.00	0.00
AQ	36410	Wyman-Gordon Forgings, Inc.	HG0114A	HARRIS	2/22/2009	3,725.00	745.00	1,490.00	1,490.00	1,490.00
AQ	34340	Valero Refining-Texas, L.P.	GB0073P	GALVESTON	2/22/2009	181,200.00	0.00	90,600.00	90,600.00	90,600.00
AQ	36399	UTLX Manufacturing, Inc.	HG0811R	HARRIS	2/22/2009	1,975.00	395.00	1,580.00	0.00	0.00
AQ	36518	West Fraser, Inc.	2702	RUSK	2/22/2009	2,250.00	450.00	1,800.00	0.00	0.00
AQ	36361	Saint-Gobain Ceramics & Plastics Inc	BM0026Q	BRAZOS	2/22/2009	2,475.00	495.00	1,980.00	0.00	0.00
AQ	36217	Texas Petrochemicals LP	JEA007G	JEFFERSON	2/22/2009	3,625.00	725.00	2,900.00	0.00	0.00
AQ	35830	The Premcor Refining Group Inc.	JE0042B	JEFFERSON	2/22/2009	46,213.00	0.00	23,107.00	23,106.00	23,106.00
AQ	36577	The Goodyear Tire & Rubber Company	6618	HARRIS	2/22/2009	6,422.00	1,284.00	5,138.00	0.00	0.00
AQ	36312	TexSand Distributors, LP	TA0101M	TARRANT	2/22/2009	7,020.00	1,404.00	5,616.00	0.00	0.00
AQ	36025	Formosa Plastics Corporation, Texas	7699	CALHOUN	2/22/2009	8,814.00	1,762.00	3,526.00	3,526.00	3,526.00
AQ	36077	DCP Midstream, LP	73352	SHERMAN	2/22/2009	7,600.00	1,520.00	3,040.00	3,040.00	3,040.00
AQ	35496	Alumax Mill Products, Inc.	PSDTX886	BOWIE	2/22/2009	46,350.00	9,270.00	37,080.00	0.00	0.00
AQ	36562	El Paso Independent School District	EE1015A	EL PASO	2/22/2009	2,440.00	488.00	1,952.00	0.00	0.00
AQ	34566	Accord Construction, Inc.		DALLAS	2/22/2009	30,000.00	0.00	15,000.00	15,000.00	15,000.00
AQ	36210	Cargill Meat Solutions Corporation	PD0019U	PARMER	2/22/2009	19,294.00	3,858.00	15,436.00	0.00	0.00

Singles Programs

Appendix 9: List of Administrative Orders Issued FY2009

Date Range Selected : 09/01/2008 - 08/31/2009

PGM	Case No.	Respondent Name	TCEQ ID	County	Order Date	Penalty Assessed	Penalty Deferred	Payable Amount	SEP Cost	SEP Offset
AQ	36068	Enterprise Products Operating LLC	LHA011K	LIBERTY	2/22/2009	10,100.00	0.00	5,050.00	5,050.00	5,050.00
AQ	36206	BASF FINA Petrochemicals Limited Partnership	JE0843F	JEFFERSON	2/22/2009	36,050.00	7,210.00	28,840.00	0.00	0.00
AQ	36463	XTO Energy Inc.	673	GREGG	2/22/2009	1,875.00	375.00	1,500.00	0.00	0.00
AQ	36514	Mitsubishi Caterpillar Forklift America Inc.	HG4873N	HARRIS	3/12/2009	1,625.00	325.00	1,300.00	0.00	0.00
AQ	36272	Flint Hills Resources, LP	16989	JEFFERSON	3/12/2009	7,025.00	1,405.00	5,620.00	0.00	0.00
AQ	35856	Lucite International, Inc.	JE0425E	JEFFERSON	3/12/2009	31,600.00	6,320.00	12,640.00	12,640.00	12,640.00
AQ	36031	Vopak Terminal Deer Park, Inc.	HG0629I	HARRIS	3/12/2009	11,200.00	2,240.00	4,480.00	4,480.00	4,480.00
AQ	36108	The Imaging Bureau, Inc.	47553	TARRANT	3/12/2009	6,290.00	1,258.00	5,032.00	0.00	0.00
AQ	36335	Honeywell International, Inc.	OC0001V	ORANGE	3/12/2009	2,700.00	540.00	1,080.00	1,080.00	1,080.00
AQ	36526	Merisol USA LLC	HG0486G	HARRIS	3/12/2009	3,425.00	685.00	2,740.00	0.00	0.00
AQ	35799	ConocoPhillips Company	BL0042G	BRAZORIA	3/12/2009	40,000.00	8,000.00	32,000.00	0.00	0.00
AQ	34653	E. I. du Pont de Nemours and Company	HG0218K	HARRIS	3/12/2009	28,825.00	0.00	28,825.00	0.00	0.00
AQ	36303	BOSQUEZ, OFELIA	EE1228E	EL PASO	3/12/2009	1,420.00	284.00	1,136.00	0.00	0.00
AQ	36173	Overwraps Packaging, L.P.	1823	DALLAS	3/12/2009	2,375.00	475.00	950.00	950.00	950.00
AQ	36234	PD Glycol LP	JE0049K	JEFFERSON	3/12/2009	5,875.00	1,175.00	2,350.00	2,350.00	2,350.00
AQ	34611	BASF Corporation	BL0021O	BRAZORIA	3/12/2009	5,642.00	0.00	5,642.00	0.00	0.00
AQ	36277	Hood Flexible Packaging Corporation	SK0043P	SMITH	3/12/2009	2,550.00	510.00	2,040.00	0.00	0.00
AQ	36003	Chevron Phillips Chemical Company, LP	HG0310V	HARRIS	3/12/2009	15,850.00	3,170.00	6,340.00	6,340.00	6,340.00
AQ	36181	Eastman Chemical Company	21832	HARRISON	3/12/2009	39,290.00	7,858.00	15,716.00	15,716.00	15,716.00
AQ	36643	Frontera Generation Limited Partnership	1888	HIDALGO	3/12/2009	5,450.00	1,090.00	4,360.00	0.00	0.00
AQ	36583	INEOS USA LLC	BL0002S	BRAZORIA	3/12/2009	9,250.00	1,850.00	7,400.00	0.00	0.00
AQ	36726	Permian Enterprises, Ltd.	87265	ECTOR	3/12/2009	1,000.00	200.00	800.00	0.00	0.00
AQ	36368	E. I. du Pont de Nemours and Company	JE0033C	JEFFERSON	3/12/2009	6,656.00	1,331.00	5,325.00	0.00	0.00
AQ	36209	Ineos Polyethylene North America	HG0665E	HARRIS	3/12/2009	4,450.00	890.00	3,560.00	0.00	0.00
AQ	36407	ConocoPhillips Pipe Line Company	72815	LAMB	3/12/2009	3,325.00	665.00	2,660.00	0.00	0.00
AQ	36573	Whirlwind Steel Buildings Inc.	HX1594C	HARRIS	3/12/2009	10,700.00	2,140.00	8,560.00	0.00	0.00
AQ	36484	Greif Packaging LLC	HG1221O	HARRIS	3/12/2009	3,250.00	650.00	2,600.00	0.00	0.00
AQ	36369	Favelle Favco Cranes USA, Inc.	72677	CAMERON	3/12/2009	4,128.00	825.00	1,652.00	1,651.00	1,651.00
AQ	36481	Lufkin Industries, Inc.	8318	ANGELINA	3/12/2009	3,366.00	673.00	2,693.00	0.00	0.00
AQ	36289	ExxonMobil Oil Corporation	JE0067I	JEFFERSON	3/12/2009	10,000.00	2,000.00	4,000.00	4,000.00	4,000.00
AQ	36559	Johnson Plate and Tower Fabrication, Inc.	EE2007P	EL PASO	3/12/2009	12,250.00	2,450.00	9,800.00	0.00	0.00
AQ	36282	ExxonMobil Oil Corporation	1173	JEFFERSON	3/12/2009	8,100.00	1,620.00	3,240.00	3,240.00	3,240.00
AQ	36507	Chevron Phillips Chemical Company, LP	HG0310V	HARRIS	3/23/2009	8,500.00	1,700.00	6,800.00	0.00	0.00
AQ	36533	Enstor Katy Storage and Transportation, L.P.	518	FORT BEND	3/23/2009	3,850.00	770.00	1,540.00	1,540.00	1,540.00
AQ	36591	American Acryl L. P.	2655	HARRIS	3/23/2009	3,625.00	725.00	2,900.00	0.00	0.00
AQ	36114	Eagle Rock Field Services, L.P.	CF0070W	CARSON	3/23/2009	8,241.00	1,648.00	3,297.00	3,296.00	3,296.00
AQ	36581	KMCO, L.P.	9383	HARRIS	3/23/2009	10,222.00	0.00	10,222.00	0.00	0.00

Singles Programs

Appendix 9: List of Administrative Orders Issued FY2009

Date Range Selected : 09/01/2008 - 08/31/2009

PGM	Case No.	Respondent Name	TCEQ ID	County	Order Date	Penalty Assessed	Penalty Deferred	Payable Amount	SEP Cost	SEP Offset
AQ	36620	KM Liquids Terminals LLC	5171	HARRIS	3/23/2009	10,000.00	0.00	5,000.00	5,000.00	5,000.00
AQ	36790	Flowers Baking Company of Tyler, LLC	SK0346R	SMITH	3/23/2009	1,925.00	385.00	1,540.00	0.00	0.00
AQ	36504	Linde Gas North America LLC	HX2334A	HARRIS	3/23/2009	3,875.00	775.00	3,100.00	0.00	0.00
AQ	36006	Allied Feeds, Inc.	BG0122L	BEXAR	3/23/2009	2,640.00	0.00	1,320.00	1,320.00	1,320.00
AQ	36178	Gulf Coast Waste Disposal Authority	1710	HARRIS	3/23/2009	6,950.00	1,390.00	0.00	5,560.00	5,560.00
AQ	36613	E. I. du Pont de Nemours and Company	JE0033C	JEFFERSON	3/23/2009	5,450.00	1,090.00	4,360.00	0.00	0.00
AQ	36436	TOTAL PETROCHEMICALS USA, INC.	JE0005H	JEFFERSON	3/23/2009	7,775.00	1,555.00	3,110.00	3,110.00	3,110.00
AQ	36124	Invista S.a.r.l.	1302	ORANGE	3/23/2009	32,082.00	6,416.00	12,833.00	12,833.00	12,833.00
AQ	36470	Formosa Plastics Corporation, Texas	CB0038Q	CALHOUN	3/23/2009	7,425.00	1,485.00	2,970.00	2,970.00	2,970.00
AQ	36482	Hyman Farm Service, LLC	940673V	ROBERTSON	3/23/2009	6,150.00	0.00	6,150.00	0.00	0.00
AQ	36370	Monsanto Ag Products LLC	4815300001	FLOYD	3/23/2009	1,875.00	375.00	1,500.00	0.00	0.00
AQ	32896	Exxon Mobil Corporation	1278	HARRIS	3/23/2009	22,016.00	0.00	22,016.00	0.00	0.00
AQ	36477	Raytheon Company	84943	DALLAS	3/23/2009	10,000.00	2,000.00	4,000.00	4,000.00	4,000.00
AQ	36341	Lucite International, Inc.	1743	JEFFERSON	3/23/2009	28,750.00	5,750.00	11,500.00	11,500.00	11,500.00
AQ	36485	Acme Brick Company	56206	HENDERSON	3/23/2009	3,850.00	770.00	3,080.00	0.00	0.00
AQ	36333	Cimarex Energy Co.	84967	LIBERTY	3/23/2009	3,750.00	750.00	3,000.00	0.00	0.00
AQ	36443	Belvan Corp.	326	CROCKETT	3/23/2009	133,900.00	0.00	133,900.00	0.00	0.00
AQ	36503	Shell Chemical LP	HG0657D	HARRIS	4/5/2009	9,300.00	1,860.00	3,720.00	3,720.00	3,720.00
AQ	36637	Texas Petrochemicals LP	JEA007G	JEFFERSON	4/5/2009	8,000.00	1,600.00	3,200.00	3,200.00	3,200.00
AQ	36071	TOTAL PETROCHEMICALS USA, INC.	JE0005H	JEFFERSON	4/5/2009	51,150.00	10,230.00	20,460.00	20,460.00	20,460.00
AQ	36587	Vopak Logistics Services USA Inc.	HG0224P	HARRIS	4/5/2009	5,825.00	1,165.00	2,330.00	2,330.00	2,330.00
AQ	36506	Exxon Mobil Corporation	1553	HARRIS	4/5/2009	30,400.00	6,080.00	12,160.00	12,160.00	12,160.00
AQ	36642	University of Texas at El Paso	4814100095	EL PASO	4/5/2009	770.00	154.00	616.00	0.00	0.00
AQ	35511	Texas Petrochemicals LP	HG0562P	HARRIS	4/5/2009	62,369.00	12,472.00	24,949.00	24,948.00	24,948.00
AQ	34356	Salzgitter Mannesmann Stainless Tubes USA, Inc.	HG3179U	HARRIS	4/5/2009	4,020.00	0.00	4,020.00	0.00	0.00
AQ	36216	AK/HA Manufacturing, LLC	JE0820R	JEFFERSON	4/5/2009	10,050.00	2,010.00	8,040.00	0.00	0.00
AQ	32866	Diamond Shamrock Refining Company, L.P.	1555	MOORE	4/5/2009	30,750.00	0.00	15,375.00	15,375.00	15,375.00
AQ	35039	Shumard Corporation	2785	TARRANT	4/5/2009	32,500.00	6,500.00	13,000.00	13,000.00	13,000.00
AQ	36488	Valero Refining-Texas, L.P.	2507A	HARRIS	4/5/2009	10,000.00	2,000.00	4,000.00	4,000.00	4,000.00
AQ	36430	MEMC Pasadena, Inc.	HX0029W	HARRIS	4/5/2009	9,639.00	1,927.00	3,856.00	3,856.00	3,856.00
AQ	36894	Mine Service, Ltd.	45363	MCLENNAN	4/5/2009	1,800.00	360.00	1,440.00	0.00	0.00
AQ	36696	Gilbert & Geraldine Malooly Children's Trust	EE0944B	EL PASO	4/5/2009	1,250.00	250.00	1,000.00	0.00	0.00
AQ	36628	Clean Harbors Environmental Services, Inc.	HG0633R	HARRIS	4/5/2009	5,950.00	1,190.00	4,760.00	0.00	0.00
AQ	36497	Fort Worth Excavating, Inc.	TA1189L	TARRANT	4/5/2009	5,450.00	1,090.00	4,360.00	0.00	0.00
AQ	36302	Chevron Phillips Chemical Company, LP	2151	BRAZORIA	4/20/2009	52,879.00	10,575.00	21,152.00	21,152.00	21,152.00
AQ	36498	Extrusion Plus LLC	87471	MONTGOMERY	4/20/2009	5,000.00	1,000.00	4,000.00	0.00	0.00
AQ	36588	Chevron Phillips Chemical Company, LP	1235	JEFFERSON	4/20/2009	27,350.00	0.00	13,675.00	13,675.00	13,675.00
AQ	36797	Insulfoam LLC	4814500003	FALLS	4/20/2009	1,925.00	385.00	1,540.00	0.00	0.00

Singles Programs

Appendix 9: List of Administrative Orders Issued FY2009

Date Range Selected : 09/01/2008 - 08/31/2009

PGM	Case No.	Respondent Name	TCEQ ID	County	Order Date	Penalty Assessed	Penalty Deferred	Payable Amount	SEP Cost	SEP Offset
AQ	36585	Bayer Materialscience LLC	2100	CHAMBERS	4/20/2009	2,130.00	426.00	1,704.00	0.00	0.00
AQ	36814	Rip Griffin Truck Service Center, Inc		LUBBOCK	4/20/2009	2,000.00	400.00	1,600.00	0.00	0.00
AQ	36578	TXI Operations, LP	939376B	COLLIN	4/20/2009	2,900.00	580.00	2,320.00	0.00	0.00
AQ	34443	Messer Construction Co., Inc.	DD0071C	DEAF SMITH	4/20/2009	50,000.00	0.00	50,000.00	0.00	0.00
AQ	36472	Huntsman Advanced Materials, LLC	1230	ECTOR	4/20/2009	39,774.00	7,954.00	15,910.00	15,910.00	15,910.00
AQ	36519	ExxonMobil Oil Corporation	JE0149F	JEFFERSON	4/20/2009	2,599.00	519.00	1,040.00	1,040.00	1,040.00
AQ	34315	K-C Grain, LLC	4368	CALDWELL	4/20/2009	3,000.00	600.00	2,400.00	0.00	0.00
AQ	36616	Carmax Auto Superstores, Inc.		TRAVIS	4/20/2009	3,000.00	600.00	2,400.00	0.00	0.00
AQ	35729	Pasadena Refining System, Inc	1544	HARRIS	4/20/2009	33,144.00	6,628.00	26,516.00	0.00	0.00
AQ	36133	Union Tank Car Company	1539	LIBERTY	4/20/2009	11,530.00	2,306.00	4,612.00	4,612.00	4,612.00
AQ	36670	Nelson Bros. Ready Mix, Ltd.	43065	COLLIN	4/20/2009	1,975.00	395.00	1,580.00	0.00	0.00
AQ	36646	Invista S.a.r.l.	1897	ORANGE	4/20/2009	3,680.00	736.00	2,944.00	0.00	0.00
AQ	30922	Advantage Asphalt Products, Ltd.	76049L001	POTTER	4/23/2009	13,800.00	0.00	13,800.00	0.00	0.00
AQ	36522	Channel Energy Center, LP	HX2690V	HARRIS	5/3/2009	2,017.00	403.00	1,614.00	0.00	0.00
AQ	36359	Targa Midstream Services Limited Partnership	22088	CHAMBERS	5/3/2009	21,602.00	0.00	10,801.00	10,801.00	10,801.00
AQ	35985	Lauro Gonzalez	NE0341M	NUECES	5/3/2009	4,000.00	0.00	4,000.00	0.00	0.00
AQ	36623	Huntsman Petrochemical Corporation	1320	JEFFERSON	5/3/2009	117,715.00	23,543.00	47,086.00	47,086.00	47,086.00
AQ	36875	The Goodyear Tire & Rubber Company	9582	HARRIS	5/3/2009	5,150.00	1,030.00	2,060.00	2,060.00	2,060.00
AQ	36956	Brumley Manufacturing, LLC.	87761	WALLER	5/3/2009	2,100.00	420.00	1,680.00	0.00	0.00
AQ	36679	Cirleville Store & Grain, Inc.	WK0152A	WILLIAMSON	5/3/2009	3,000.00	600.00	2,400.00	0.00	0.00
AQ	37408	Texas Petrochemicals LP	HG0562P	HARRIS	5/3/2009	0.00	0.00	0.00	0.00	0.00
AQ	36819	NuStar Terminals Partners TX L.P.	1677	GALVESTON	5/3/2009	4,394.00	878.00	3,516.00	0.00	0.00
AQ	36924	Houston County Ready-Mix Concrete Co. Inc.	85906	HOUSTON	5/3/2009	1,500.00	300.00	1,200.00	0.00	0.00
AQ	36338	The Lubrizol Corporation	1933	HARRIS	5/3/2009	20,410.00	0.00	10,205.00	10,205.00	10,205.00
AQ	36509	Leading Edge Aviation Services Inc	PG0118H	POTTER	5/3/2009	26,750.00	5,350.00	21,400.00	0.00	0.00
AQ	36953	Belco Manufacturing Company, Inc.	BF0104B	BELL	5/3/2009	2,500.00	500.00	2,000.00	0.00	0.00
AQ	36486	C & R Distributing, Inc.	EE1274U	EL PASO	5/3/2009	1,000.00	200.00	800.00	0.00	0.00
AQ	36799	Chevron Phillips Chemical Company, LP	HW0013C	HUTCHINSON	5/3/2009	6,400.00	1,280.00	5,120.00	0.00	0.00
AQ	35007	CIRCLE K STORES INC.	EE1024W	EL PASO	5/10/2009	8,040.00	0.00	8,040.00	0.00	0.00
AQ	36515	Load Trail, Ltd.	2412	LAMAR	5/18/2009	68,250.00	13,650.00	54,600.00	0.00	0.00
AQ	36963	ingram concrete llc	44504	PARKER	5/18/2009	4,050.00	810.00	3,240.00	0.00	0.00
AQ	36598	ConocoPhillips Company	HW0018P	HUTCHINSON	5/18/2009	10,150.00	2,030.00	8,120.00	0.00	0.00
AQ	34982	Lucite International, Inc.	JE0425E	JEFFERSON	5/18/2009	50,250.00	0.00	25,125.00	25,125.00	25,125.00
AQ	36700	Delek Refining, Ltd.	5955A	SMITH	5/18/2009	26,500.00	5,300.00	21,200.00	0.00	0.00
AQ	36614	FLAT ROCK MINERALS LLC	84664L001	UPSHUR	5/18/2009	3,470.00	694.00	2,776.00	0.00	0.00
AQ	35189	Solutia Inc.	18251	BRAZORIA	5/18/2009	117,048.00	0.00	58,524.00	58,524.00	58,524.00
AQ	36054	E. I. du Pont de Nemours and Company	9176	ORANGE	5/18/2009	12,859.00	2,571.00	10,288.00	0.00	0.00

Singles Programs

Appendix 9: List of Administrative Orders Issued FY2009

Date Range Selected : 09/01/2008 - 08/31/2009

PGM	Case No.	Respondent Name	TCEQ ID	County	Order Date	Penalty Assessed	Penalty Deferred	Payable Amount	SEP Cost	SEP Offset
AQ	36238	TOTAL PETROCHEMICALS USA, INC.	HG0036S	HARRIS	5/18/2009	83,424.00	16,684.00	66,740.00	0.00	0.00
AQ	36687	Norit Americas, Inc.	1379	HARRISON	6/1/2009	28,760.00	5,752.00	11,504.00	11,504.00	11,504.00
AQ	35827	Diamond Shamrock Refining Company, L.P.	MR0008T	MOORE	6/1/2009	8,450.00	1,690.00	6,760.00	0.00	0.00
AQ	35926	The Dow Chemical Company	20432	BRAZORIA	6/1/2009	202,325.00	0.00	101,163.00	101,162.00	101,162.00
AQ	31739	JOHNSON, BOBBY SONNY	80293	GREGG	6/1/2009	16,200.00	0.00	16,200.00	0.00	0.00
AQ	36648	Maximus Coffee Group, LP	1018	HARRIS	6/1/2009	3,500.00	700.00	2,800.00	0.00	0.00
AQ	36945	Obbco Ranch Corporation		ECTOR	6/1/2009	1,100.00	220.00	880.00	0.00	0.00
AQ	36095	The Premcor Refining Group Inc.	JE0042B	JEFFERSON	6/1/2009	17,100.00	3,420.00	6,840.00	6,840.00	6,840.00
AQ	37079	Bluff Manufacturing, Inc.	86325	TARRANT	6/1/2009	1,050.00	210.00	840.00	0.00	0.00
AQ	36663	Eagle Rock Field Services, L.P.	77131	ROBERTS	6/1/2009	57,589.00	11,517.00	23,036.00	23,036.00	23,036.00
AQ	36190	Southwest Convenience Stores, LLC	EE0807M	EL PASO	6/1/2009	4,850.00	970.00	3,880.00	0.00	0.00
AQ	37052	Rescar, Inc.	OC0054A	ORANGE	6/1/2009	3,050.00	610.00	2,440.00	0.00	0.00
AQ	36793	TOTAL PETROCHEMICALS USA, INC.	HG0036S	HARRIS	6/1/2009	43,103.00	8,620.00	34,483.00	0.00	0.00
AQ	36901	ConocoPhillips Company	BL0042G	BRAZORIA	6/15/2009	10,000.00	2,000.00	8,000.00	0.00	0.00
AQ	36840	E. I. du Pont de Nemours and Company	20204	ORANGE	6/15/2009	6,916.00	1,383.00	5,533.00	0.00	0.00
AQ	36682	Conner Steel Products Inc.	2820	TOM GREEN	6/15/2009	32,600.00	6,520.00	13,040.00	13,040.00	13,040.00
AQ	36680	Southwest Convenience Stores, LLC	EE1130W	EL PASO	6/15/2009	2,620.00	524.00	2,096.00	0.00	0.00
AQ	37178	Essner Manufacturing, L.P.	74141	TARRANT	6/15/2009	1,600.00	320.00	1,280.00	0.00	0.00
AQ	36718	SandRidge CO2, LLC	PE0050P	PECOS	6/15/2009	10,500.00	2,100.00	8,400.00	0.00	0.00
AQ	37081	Targa Midstream Services Limited Partnership	56431	CHAMBERS	6/15/2009	3,800.00	760.00	3,040.00	0.00	0.00
AQ	36818	Citgo Refining and Chemicals Company L.P.	PSDTX653M1	NUECES	6/15/2009	20,459.00	4,091.00	8,184.00	8,184.00	8,184.00
AQ	37016	Pilot Travel Centers LLC dba Pilot Travel Center 435	EE2327R	EL PASO	6/15/2009	1,220.00	244.00	976.00	0.00	0.00
AQ	36464	ONEOK Hydrocarbon Southwest, LLC	CI0005A	CHAMBERS	6/15/2009	13,100.00	2,620.00	10,480.00	0.00	0.00
AQ	36884	Chevron Phillips Chemical Company, LP	21101	JEFFERSON	6/15/2009	14,560.00	2,912.00	5,824.00	5,824.00	5,824.00
AQ	36756	Exxon Mobil Corporation	3452	HARRIS	6/15/2009	26,450.00	5,290.00	10,580.00	10,580.00	10,580.00
AQ	33658	PRICE CONSTRUCTION, LTD.	7901	LUBBOCK	6/15/2009	5,145.00	0.00	5,145.00	0.00	0.00
AQ	36651	Shell Oil Company	1945	HARRIS	6/15/2009	21,275.00	0.00	10,638.00	10,637.00	10,637.00
AQ	37067	The Dow Chemical Company	HG0769O	HARRIS	7/9/2009	3,000.00	600.00	1,200.00	1,200.00	1,200.00
AQ	37179	CLW, Inc.	87202	SAN JACINTO	7/9/2009	2,000.00	400.00	1,600.00	0.00	0.00
AQ	37109	Huntsman Polymers Corporation	4813500005	ECTOR	7/9/2009	45,208.00	9,041.00	18,084.00	18,083.00	18,083.00
AQ	36182	Chemical Lime, Ltd.	CS0020O	COMAL	7/9/2009	2,875.00	575.00	2,300.00	0.00	0.00
AQ	35862	King Ranch, Inc.		KLEBERG	7/9/2009	3,570.00	0.00	3,570.00	0.00	0.00
AQ	37128	Marathon Oil Company	87223	LEON	7/9/2009	1,000.00	200.00	800.00	0.00	0.00
AQ	36913	The Lubrizol Corporation	6221	HARRIS	7/9/2009	3,510.00	702.00	2,808.00	0.00	0.00
AQ	33795	The Dow Chemical Company	BL0082R	BRAZORIA	7/9/2009	166,465.00	0.00	83,233.00	83,232.00	83,232.00
AQ	37130	Enertech Industries Incorporated	EB0759I	ECTOR	7/9/2009	1,070.00	214.00	856.00	0.00	0.00
AQ	36935	Chevron Phillips Chemical Company, LP	HG0310V	HARRIS	7/9/2009	23,624.00	4,724.00	9,450.00	9,450.00	9,450.00

Singles Programs

Appendix 9: List of Administrative Orders Issued FY2009

Date Range Selected : 09/01/2008 - 08/31/2009

PGM	Case No.	Respondent Name	TCEQ ID	County	Order Date	Penalty Assessed	Penalty Deferred	Payable Amount	SEP Cost	SEP Offset
AQ	36767	Whiting Oil and Gas Corporation	2425	YOAKUM	7/9/2009	1,950.00	390.00	1,560.00	0.00	0.00
AQ	37152	DCP Midstream, LP	676A	ECTOR	7/9/2009	10,000.00	0.00	5,000.00	5,000.00	5,000.00
AQ	25508	J. C. Evans Construction Holdings, Inc.		WILLIAMSON	7/9/2009	210,000.00	0.00	42,000.00	168,000.00	168,000.00
AQ	36231	E. I. du Pont de Nemours and Company	OC0007J	ORANGE	7/9/2009	31,408.00	6,281.00	12,564.00	12,563.00	12,563.00
AQ	36976	TOTAL PETROCHEMICALS USA, INC.	78962	HARRIS	7/9/2009	20,000.00	4,000.00	16,000.00	0.00	0.00
AQ	36223	Exxon Mobil Corporation	HG0232Q	HARRIS	7/9/2009	30,000.00	6,000.00	12,000.00	12,000.00	12,000.00
AQ	37099	Eagle Rock Field Services, L.P.	RH0008Q	*MULTIPLE	7/20/2009	2,575.00	515.00	2,060.00	0.00	0.00
AQ	36990	City of Plano		COLLIN	7/20/2009	1,050.00	210.00	0.00	840.00	840.00
AQ	37198	CenterPoint Energy Field Services, Inc.	780	HARRISON	7/20/2009	2,300.00	460.00	1,840.00	0.00	0.00
AQ	32543	TOTAL PETROCHEMICALS USA, INC.	JE0005H	JEFFERSON	7/20/2009	749,910.00	0.00	374,955.00	374,955.00	374,955.00
AQ	31785	LI Holdings, Inc.	FI0159N	FREESTONE	7/20/2009	28,378.00	0.00	14,189.00	14,189.00	14,189.00
AQ	37167	TOTAL PETROCHEMICALS USA, INC.	78962	HARRIS	7/20/2009	10,000.00	2,000.00	8,000.00	0.00	0.00
AQ	37189	Apac-Texas, Inc.	3637	JASPER	7/20/2009	500.00	100.00	400.00	0.00	0.00
AQ	37197	Tenaska Frontier Partners, LTD.	GK0077F	GRIMES	7/20/2009	2,100.00	420.00	1,680.00	0.00	0.00
AQ	36931	Lide Industries LLC	FI0159N	FREESTONE	7/20/2009	30,100.00	0.00	15,050.00	15,050.00	15,050.00
AQ	37051	E. I. du Pont de Nemours and Company	4351	JEFFERSON	7/20/2009	5,643.00	1,128.00	4,515.00	0.00	0.00
AQ	36537	Kaneka Texas Corporation	2800	HARRIS	7/20/2009	5,150.00	1,030.00	4,120.00	0.00	0.00
AQ	37386	XTO Energy Inc.	87671	FREESTONE	7/20/2009	900.00	180.00	720.00	0.00	0.00
AQ	37220	INEOS USA LLC	BL0002S	BRAZORIA	7/20/2009	60,000.00	0.00	30,000.00	30,000.00	30,000.00
AQ	37114	Lucite International, Inc.	JE0425E	JEFFERSON	7/20/2009	5,357.00	1,071.00	2,143.00	2,143.00	2,143.00
AQ	37083	Exxon Mobil Corporation	18287	HARRIS	7/20/2009	10,000.00	2,000.00	4,000.00	4,000.00	4,000.00
AQ	37274	Valero Refining-Texas, L.P.	HG0130C	HARRIS	7/20/2009	10,439.00	2,087.00	4,176.00	4,176.00	4,176.00
AQ	35700	DANIELS, FRANK EDWARD		BEXAR	7/29/2009	1,050.00	0.00	1,050.00	0.00	0.00
AQ	31162	Arturo Maldonado	EE2482E	EL PASO	8/9/2009	3,150.00	0.00	3,150.00	0.00	0.00
AQ	37237	Viridis Energy (Texas), LP	2565	*MULTIPLE	8/23/2009	5,500.00	1,100.00	4,400.00	0.00	0.00
AQ	37264	Eagle Rock Field Services, L.P.	47545	MOORE	8/23/2009	1,875.00	375.00	1,500.00	0.00	0.00
AQ	35089	Exxon Mobil Corporation	HG0228H	HARRIS	8/23/2009	496,201.00	0.00	248,101.00	248,100.00	248,100.00
AQ	34452	Lehigh Cement Company	1035	MCLENNAN	8/23/2009	160,140.00	0.00	104,550.00	55,590.00	55,590.00
AQ	37076	SABINA PETROCHEMICALS LLC	JE0834F	JEFFERSON	8/23/2009	7,550.00	1,510.00	6,040.00	0.00	0.00
AQ	528	Citgo Refining and Chemicals Company L.P.	NE0192F	NUECES	8/23/2009	68,640.00	0.00	34,320.00	34,320.00	34,320.00
AQ	37070	Seminole Pipeline Company		HARRIS	8/23/2009	10,000.00	0.00	10,000.00	0.00	0.00
AQ	37263	Huntsman Petrochemical Corporation	JE0052V	JEFFERSON	8/23/2009	19,050.00	3,810.00	7,620.00	7,620.00	7,620.00
AQ	37161	Magellan Terminals Holdings, L.P.	HG0017W	HARRIS	8/23/2009	2,750.00	550.00	1,100.00	1,100.00	1,100.00
AQ	37227	MillerCoors LLC	TA0235N	TARRANT	8/23/2009	7,640.00	1,528.00	6,112.00	0.00	0.00
AQ	37185	Honeywell International, Inc.	1829	ORANGE	8/23/2009	24,075.00	4,815.00	9,630.00	9,630.00	9,630.00
AQ	18691	Citgo Refining and Chemicals Company L.P.	NE0192F	NUECES	8/23/2009	10,000.00	0.00	10,000.00	0.00	0.00
AQ	36156	Shell Oil Company *	HG0659W	HARRIS	8/23/2009	71,900.00	0.00	35,950.00	35,950.00	35,950.00

Singles Programs

Appendix 9: List of Administrative Orders Issued FY2009

Date Range Selected : 09/01/2008 - 08/31/2009

PGM	Case No.	Respondent Name	TCEQ ID	County	Order Date	Penalty Assessed	Penalty Deferred	Payable Amount	SEP Cost	SEP Offset
AQ	36536	Kaneka Texas Corporation	1152	HARRIS	8/23/2009	6,350.00	1,270.00	5,080.00	0.00	0.00
AQ	37077	DCP Midstream, LP	HD0014P	HANSFORD	8/23/2009	7,600.00	1,520.00	3,040.00	3,040.00	3,040.00
AQ	37154	INEOS Nova, LLC	1625	HARRIS	8/23/2009	5,642.00	1,128.00	2,257.00	2,257.00	2,257.00
AQ	37393	Equalizer, Inc.		MCLENNAN	8/23/2009	800.00	160.00	640.00	0.00	0.00
AQ	37072	Flint Hills Resources, LP	JE0135Q	JEFFERSON	8/23/2009	12,950.00	2,590.00	10,360.00	0.00	0.00
AQ	35305	ExxonMobil Oil Corporation	JE0067I	JEFFERSON	8/23/2009	106,600.00	0.00	53,300.00	53,300.00	53,300.00
AQ	37291	Owens Corning Roofing and Asphalt, LLC	1779	ELLIS	8/31/2009	2,500.00	500.00	2,000.00	0.00	0.00
AQ	37017	Gregory Power Partners, L.P.	34824	SAN PATRICIO	8/31/2009	30,500.00	6,100.00	24,400.00	0.00	0.00
AQ	35498	Diamond Shamrock Refining Company, L.P.	9708	MOORE	8/31/2009	93,236.00	0.00	46,618.00	46,618.00	46,618.00
AQ	37313	ExxonMobil Oil Corporation	JE0062S	JEFFERSON	8/31/2009	9,925.00	1,985.00	3,970.00	3,970.00	3,970.00
AQ	36255	Citgo Refining and Chemicals Company L.P.	3119A	NUECES	8/31/2009	10,482.00	0.00	10,482.00	0.00	0.00
AQ	37595	PEREZ, TOMAS		HIDALGO	8/31/2009	1,100.00	220.00	880.00	0.00	0.00
AQ	37006	Huntsman Petrochemical Corporation	JE0052V	JEFFERSON	8/31/2009	28,615.00	0.00	14,308.00	14,307.00	14,307.00
AQ	37400	B & B Ready Mix, Inc.	DB5347R	DALLAS	8/31/2009	970.00	194.00	776.00	0.00	0.00
AQ	37123	LANXESS Corporation	OC0004P	ORANGE	8/31/2009	4,524.00	904.00	1,810.00	1,810.00	1,810.00
AQ	37365	Chevron Phillips Chemical Company, LP	HG0310V	HARRIS	8/31/2009	9,750.00	1,950.00	3,900.00	3,900.00	3,900.00
AQ	37261	BASF FINA Petrochemicals Limited Partnership	36644	JEFFERSON	8/31/2009	53,900.00	10,780.00	21,560.00	21,560.00	21,560.00
AQ	36933	Shell Oil Company *	HG0659W	HARRIS	8/31/2009	30,423.00	0.00	15,212.00	15,211.00	15,211.00
AQ	37124	Air Liquide Large Industries U.S. LP	1735	HARRIS	8/31/2009	82,455.00	16,491.00	32,982.00	32,982.00	32,982.00
AQ	36717	The Dow Chemical Company	834	BRAZORIA	8/31/2009	63,000.00	0.00	31,500.00	31,500.00	31,500.00
AQ	35335	Chalico Concrete Materials, Inc.	77534	CAMERON	8/31/2009	5,350.00	0.00	5,350.00	0.00	0.00
AQ	37110	The Premcor Refining Group Inc.	JE0042B	JEFFERSON	8/31/2009	19,600.00	3,920.00	7,840.00	7,840.00	7,840.00
AQ	36494	CICALO, SAM	86676	WISE	8/31/2009	1,000.00	0.00	1,000.00	0.00	0.00
AQ	37316	Bells Conversions, Inc.	87762	DALLAS	8/31/2009	4,280.00	856.00	3,424.00	0.00	0.00
AQ	37540	Firestone Polymers, LLC	292	ORANGE	8/31/2009	5,475.00	1,095.00	4,380.00	0.00	0.00
AQ	37513	Enbridge Pipelines (NE Texas) L.P.	8986	CAMP	8/31/2009	3,000.00	600.00	2,400.00	0.00	0.00
AQ	37346	Shintech Incorporated	1361	BRAZORIA	8/31/2009	3,500.00	700.00	2,800.00	0.00	0.00
AQ	37144	Mobil Chemical Company Inc.	JE0065M	JEFFERSON	8/31/2009	3,675.00	735.00	1,470.00	1,470.00	1,470.00
AQ	37194	Chevron Phillips Chemical Company, LP	22690	BRAZORIA	8/31/2009	9,700.00	1,940.00	3,880.00	3,880.00	3,880.00
Subtotal for AQ : 398						10,499,573.00	930,851.00	5,706,082.00	3,862,640.00	3,862,640.00
DC	30920	Hyeslin Han Bouwhuis	104096292	HARRIS	9/18/2008	1,185.00	0.00	1,185.00	0.00	0.00
DC	30887	DOSAN ENTERPRISES, INC.	104996285	HARRIS	10/6/2008	1,185.00	0.00	1,185.00	0.00	0.00
DC	31024	CHEA, YUNG	TXR000075416	BELL	11/17/2008	1,185.00	0.00	1,185.00	0.00	0.00
DC	30701	Demitree Ochoa	TXR000073676	HARRIS	11/26/2008	1,185.00	0.00	1,185.00	0.00	0.00
DC	30884	CLEANING STOP LLC	103988812	*MULTIPLE	12/7/2008	270.00	0.00	270.00	0.00	0.00
DC	31209	Nhung T. Nguyen	104309794	FORT BEND	12/7/2008	1,185.00	0.00	1,185.00	0.00	0.00
DC	31501	Seong D. Roh	103200424	DALLAS	12/30/2008	1,185.00	0.00	1,185.00	0.00	0.00

Singles Programs

Appendix 9: List of Administrative Orders Issued FY2009

Date Range Selected : 09/01/2008 - 08/31/2009

PGM	Case No.	Respondent Name	TCEQ ID	County	Order Date	Penalty Assessed	Penalty Deferred	Payable Amount	SEP Cost	SEP Offset
DC	31224	Kim Phuong Tran dba Kims Cleaners	104995105	HARRIS	12/30/2008	1,185.00	0.00	1,185.00	0.00	0.00
DC	30569	Thanh Dung Nguyen	104098157	HARRIS	1/30/2009	656.00	0.00	656.00	0.00	0.00
DC	30635	Shali Enterprises, Inc.	104996400	HARRIS	2/19/2009	1,185.00	0.00	1,185.00	0.00	0.00
DC	30782	Fairmont Cleaners, Inc.	104086384	HARRIS	4/1/2009	1,185.00	0.00	1,185.00	0.00	0.00
DC	31021	WALK, HYON C	105010417	BELL	4/5/2009	1,535.00	0.00	1,535.00	0.00	0.00
DC	30897	Myung & Choon Kim, Inc.	100795848	DALLAS	4/25/2009	2,370.00	0.00	2,370.00	0.00	0.00
DC	30803	ASAP Enterprises, Inc.	100705763	HARRIS	5/23/2009	2,370.00	0.00	2,370.00	0.00	0.00
DC	30287	Webera, Inc.		DALLAS	6/7/2009	3,606.00	0.00	3,606.00	0.00	0.00
DC	30806	TAM PHUONG CORPORATION	104065958	*MULTIPLE	6/21/2009	1,185.00	0.00	1,185.00	0.00	0.00
Subtotal for DC : 16						22,657.00	0.00	22,657.00	0.00	0.00
ER	36274	Flying Star Transport, L.L.C.		RANDALL	1/30/2009	1,200.00	240.00	960.00	0.00	0.00
ER	36469	JESKE CONSTRUCTION CO		DALLAS	3/12/2009	7,500.00	0.00	7,500.00	0.00	0.00
ER	36655	Advance Hydrocarbon Corporation		BRAZOS	4/20/2009	1,050.00	210.00	840.00	0.00	0.00
ER	35851	LINDGREN, JAMES		LIMESTONE	6/7/2009	1,050.00	0.00	1,050.00	0.00	0.00
ER	36575	City of Cedar Park		WILLIAMSON	8/23/2009	10,000.00	0.00	0.00	10,000.00	10,000.00
Subtotal for ER : 5						20,800.00	450.00	10,350.00	10,000.00	10,000.00
IHW	34165	PHILLIPS, BILL	TXD097054878	LUBBOCK	9/22/2008	10,350.00	2,070.00	8,280.00	0.00	0.00
IHW	33474	U.S. Oil Recovery, L.P.	52123	HARRIS	11/6/2008	6,700.00	0.00	6,700.00	0.00	0.00
IHW	35675	COLLINS, ROGER		FALLS	11/6/2008	1,020.00	204.00	816.00	0.00	0.00
IHW	35349	Chevron Phillips Chemical Company, LP	TXD041516709	HUTCHINSON	11/6/2008	36,974.00	7,394.00	14,790.00	14,790.00	14,790.00
IHW	25611	Mickey D Wells	TXR000058610	KERR	11/12/2008	28,355.00	0.00	28,355.00	0.00	0.00
IHW	35870	Houston Unlimited Inc. Metal Processing	TX0000248633	WASHINGTON	12/20/2008	25,000.00	5,000.00	20,000.00	0.00	0.00
IHW	35343	Xklen Corporation	83163	BRAZORIA	12/24/2008	13,000.00	0.00	13,000.00	0.00	0.00
IHW	31962	Van Der Horst U S A Corporation	30391	*MULTIPLE	12/30/2008	44,685.00	0.00	44,685.00	0.00	0.00
IHW	33082	Opti-Blast, Inc.	TXR000046748	CHEROKEE	2/8/2009	63,500.00	12,700.00	50,800.00	0.00	0.00
IHW	34809	Itasca Landfill TX, LP	86925	HILL	2/8/2009	8,625.00	1,725.00	6,900.00	0.00	0.00
IHW	30057	Chevron Chemical Company	TXR000004390	JEFFERSON	4/20/2009	19,287.00	0.00	19,287.00	0.00	0.00
IHW	36465	Oxea Corporation	TXR000077784	MATAGORDA	4/20/2009	1,875.00	375.00	1,500.00	0.00	0.00
IHW	35397	Veolia ES Technical Solutions, L.L.C.	TXD000838896	JEFFERSON	5/18/2009	6,090.00	0.00	3,045.00	3,045.00	3,045.00
IHW	34877	Parrish Machine & Service, Inc.	20324	HARRIS	5/18/2009	13,590.00	0.00	13,590.00	0.00	0.00
IHW	24637	Walker Wood Preserving, Inc.	TXD026042168	POLK	5/23/2009	101,000.00	0.00	101,000.00	0.00	0.00
IHW	12684	Irma Maldonado-Rullan	TXR000031955	WEBB	7/9/2009	18,000.00	0.00	18,000.00	0.00	0.00
IHW	35015	BP Products North America Inc.	34507	*MULTIPLE	7/9/2009	650,000.00	0.00	325,000.00	325,000.00	325,000.00
IHW	33457	INEOS Americas LLC	TXR000065730	JEFFERSON	7/9/2009	6,880.00	0.00	6,880.00	0.00	0.00
IHW	29616	Veolia ES Technical Solutions, LLC	TXD000838896	JEFFERSON	7/9/2009	15,554.00	0.00	7,777.00	7,777.00	7,777.00
IHW	37040	Safety-Kleen Systems, Inc.	TXD000729400	BEXAR	7/20/2009	1,750.00	350.00	1,400.00	0.00	0.00
IHW	36444	BP Products North America Inc.	TXD008080533	GALVESTON	7/20/2009	12,650.00	2,530.00	10,120.00	0.00	0.00
IHW	33041	H. O. T. Transport, Ltd.	TXR000076943	ANGELINA	7/20/2009	15,000.00	3,000.00	12,000.00	0.00	0.00

Singles Programs

Appendix 9: List of Administrative Orders Issued FY2009

Date Range Selected : 09/01/2008 - 08/31/2009

PGM	Case No.	Respondent Name	TCEQ ID	County	Order Date	Penalty Assessed	Penalty Deferred	Payable Amount	SEP Cost	SEP Offset
IHW	33299	Leading Edge Aviation Services Inc	TXD987992690	POTTER	8/23/2009	41,250.00	0.00	41,250.00	0.00	0.00
IHW	37024	City of Encinal		WEBB	8/31/2009	1,270.00	254.00	1,016.00	0.00	0.00
IHW	35395	Citgo Refining and Chemicals Company L.P.	TXD051161990	NUECES	8/31/2009	23,460.00	0.00	23,460.00	0.00	0.00
Subtotal for IHW : 25						1,165,865.00	35,602.00	779,651.00	350,612.00	350,612.00
MSW	28007	Triple A Dump Truck Service, L.L.C.	455150139	HIDALGO	9/4/2008	4,200.00	0.00	4,200.00	0.00	0.00
MSW	35494	GRIFFIN, ROBERT H		MASON	10/6/2008	5,250.00	1,050.00	4,200.00	0.00	0.00
MSW	34876	H. Mitchell Enterprises, Inc		TARRANT	10/6/2008	8,942.00	0.00	8,942.00	0.00	0.00
MSW	28196	KNOWLES, JAMES M	455120107	MONTGOMERY	10/6/2008	1,050.00	0.00	1,050.00	0.00	0.00
MSW	34895	DIAZ, JUAN ANTONIO		BEXAR	10/12/2008	12,500.00	0.00	12,500.00	0.00	0.00
MSW	32827	MARROQUIN, JESUS	455150151	HIDALGO	10/12/2008	5,000.00	0.00	5,000.00	0.00	0.00
MSW	35619	WHITFIELD, R J		FALLS	10/23/2008	3,775.00	755.00	3,020.00	0.00	0.00
MSW	34643	McCarty Road Landfill TX, LP	261A	HARRIS	10/23/2008	3,720.00	744.00	2,976.00	0.00	0.00
MSW	35863	Jimi Enterprise Inc		MCLENNAN	10/23/2008	475.00	95.00	380.00	0.00	0.00
MSW	1741	Brazosport Equipment & Rental, Inc.	455120017	BRAZORIA	10/23/2008	5,500.00	0.00	5,500.00	0.00	0.00
MSW	15894	Texas Mexican Railway Company	UNA455160026	WEBB	10/23/2008	22,000.00	0.00	22,000.00	0.00	0.00
MSW	35370	Friedman Recycling of El Paso, LP	100156	EL PASO	10/23/2008	13,872.00	2,774.00	11,098.00	0.00	0.00
MSW	35183	City of Corpus Christi	423A	NUECES	11/17/2008	5,300.00	0.00	0.00	5,300.00	5,300.00
MSW	34390	Tyler County	40038	TYLER	11/17/2008	6,300.00	1,260.00	0.00	5,040.00	5,040.00
MSW	34666	GRANADOS, JOSE	455150161	HIDALGO	11/17/2008	7,500.00	3,900.00	3,600.00	0.00	0.00
MSW	31942	George Zambrano	UNA455140033	JIM WELLS	11/26/2008	5,000.00	0.00	5,000.00	0.00	0.00
MSW	36096	ROSAS, MAURICE		SCURRY	12/4/2008	1,050.00	210.00	840.00	0.00	0.00
MSW	35710	GREGORY, BEN	455040185	TARRANT	12/4/2008	1,000.00	200.00	800.00	0.00	0.00
MSW	36072	Cowtown Redi Mix, Inc.		TARRANT	12/4/2008	3,000.00	600.00	2,400.00	0.00	0.00
MSW	34163	HINSON, HERMAN *	455100055	HARDIN	12/4/2008	2,100.00	0.00	2,100.00	0.00	0.00
MSW	31775	FRENCH, MICHAEL EUGENE	455040169	KAUFMAN	12/10/2008	1,000.00	0.00	1,000.00	0.00	0.00
MSW	35818	City of Laredo	1693A	WEBB	12/20/2008	2,625.00	525.00	2,100.00	0.00	0.00
MSW	36001	GOPDQ.Net, LLC	2350	HARRIS	12/20/2008	8,625.00	0.00	8,625.00	0.00	0.00
MSW	29047	Garland Kimbrell	100015	LUBBOCK	12/20/2008	2,100.00	0.00	2,100.00	0.00	0.00
MSW	30108	MCCLURE, HEATHER L *	6200044	TAYLOR	12/20/2008	2,005.00	0.00	2,005.00	0.00	0.00
MSW	25476	P Johnston Ventures, Inc.	455120104	MONTGOMERY	12/24/2008	7,875.00	0.00	7,875.00	0.00	0.00
MSW	35997	CCAA, L.L.C.		BRAZOS	1/30/2009	3,477.00	695.00	2,782.00	0.00	0.00
MSW	2760	David Hughitt	6200066	HAMILTON	1/30/2009	6,930.00	0.00	6,930.00	0.00	0.00
MSW	15774	Aguero Ricardo		WEBB	1/30/2009	27,500.00	0.00	27,500.00	0.00	0.00
MSW	35798	City of Kingsville	235B	KLEBERG	1/30/2009	12,540.00	2,508.00	0.00	10,032.00	10,032.00
MSW	33304	San Antonio Disposal Interests, L.P.		BEXAR	2/8/2009	3,060.00	0.00	3,060.00	0.00	0.00
MSW	27278	Aguero Ricardo		WEBB	2/8/2009	3,500.00	0.00	3,500.00	0.00	0.00
MSW	33901	CCRS - Consolidated Construction Recycling Services, Ltd.	100135	DENTON	2/22/2009	10,500.00	0.00	10,500.00	0.00	0.00

Singles Programs

Appendix 9: List of Administrative Orders Issued FY2009

Date Range Selected : 09/01/2008 - 08/31/2009

PGM	Case No.	Respondent Name	TCEQ ID	County	Order Date	Penalty Assessed	Penalty Deferred	Payable Amount	SEP Cost	SEP Offset
MSW	35789	RAMIREZ, AGUSTIN	455150171	HIDALGO	2/22/2009	1,000.00	0.00	1,000.00	0.00	0.00
MSW	36101	RAMON, MACLOVIO	UNA455160063	DUVAL	2/22/2009	1,050.00	210.00	840.00	0.00	0.00
MSW	36468	Eagle Disposal Company, Inc.		LIMESTONE	3/12/2009	3,888.00	777.00	3,111.00	0.00	0.00
MSW	35702	Four States Recycling, Inc.		POTTER	3/12/2009	6,115.00	1,223.00	4,892.00	0.00	0.00
MSW	34649	Smith County Recycling, L.L.C.	100019	SMITH	3/23/2009	15,371.00	0.00	15,371.00	0.00	0.00
MSW	33640	RUIZ, RODOLFO	455150157	CAMERON	4/1/2009	5,250.00	0.00	5,250.00	0.00	0.00
MSW	34206	I.M.C. Waste Disposal, Inc.	2229	WICHITA	4/5/2009	1,050.00	0.00	1,050.00	0.00	0.00
MSW	34759	League City Paving Company, Inc.	455120121	GALVESTON	4/20/2009	7,350.00	0.00	7,350.00	0.00	0.00
MSW	36636	Mike Bowman	6200497	BOSQUE	4/20/2009	2,625.00	525.00	2,100.00	0.00	0.00
MSW	28386	CROY, CASEY		HAMILTON	4/25/2009	3,960.00	0.00	3,960.00	0.00	0.00
MSW	33531	Burroughs Don	455100054	JEFFERSON	5/10/2009	1,050.00	0.00	1,050.00	0.00	0.00
MSW	35220	JUAREZ, EFRAIN		DALLAS	5/10/2009	1,050.00	0.00	1,050.00	0.00	0.00
MSW	34769	LUCKEY, JAMES *	455100056	JASPER	5/10/2009	4,450.00	0.00	4,450.00	0.00	0.00
MSW	36665	RJR BioEnergy, Inc.	A85913	SAN PATRICIO	5/18/2009	7,761.00	1,552.00	6,209.00	0.00	0.00
MSW	37001	YTURRI, JOHN		BEXAR	5/18/2009	5,553.00	1,110.00	4,443.00	0.00	0.00
MSW	36904	HERNANDEZ, MACARIO		MILAM	5/18/2009	1,050.00	210.00	840.00	0.00	0.00
MSW	33864	HERMES, CHESTER		BEXAR	5/22/2009	2,000.00	0.00	2,000.00	0.00	0.00
MSW	35453	Trash Solutions L.L.C.		TRAVIS	6/1/2009	1,070.00	0.00	1,070.00	0.00	0.00
MSW	36973	SAPP, ALFRED LARUE		LEON	6/1/2009	2,625.00	525.00	2,100.00	0.00	0.00
MSW	35033	IBARRA, JOSE	455150165	CAMERON	6/1/2009	2,000.00	0.00	2,000.00	0.00	0.00
MSW	33708	Pencco, Inc.	SD0129H	SAN PATRICIO	6/1/2009	8,450.00	0.00	8,450.00	0.00	0.00
MSW	35352	SILLER, ERNESTO ANTONIO	455150158	CAMERON	6/1/2009	1,050.00	0.00	1,050.00	0.00	0.00
MSW	33318	Republic Waste Services of Texas, Ltd.	1209C	ELLIS	6/1/2009	5,000.00	0.00	5,000.00	0.00	0.00
MSW	36466	Angelina County	2105A	ANGELINA	6/15/2009	13,000.00	2,600.00	0.00	10,400.00	10,400.00
MSW	36936	SANTIS, ROSA *	100152	TRAVIS	6/15/2009	900.00	180.00	720.00	0.00	0.00
MSW	28310	Danny Wilde	100145	TOM GREEN	6/15/2009	5,025.00	0.00	5,025.00	0.00	0.00
MSW	35634	Silvester and Martha Martinez		TOM GREEN	7/5/2009	1,050.00	0.00	1,050.00	0.00	0.00
MSW	36050	JMJ Organics Ltd	100148	HARRIS	7/5/2009	6,539.00	0.00	6,539.00	0.00	0.00
MSW	36597	City of Fredericksburg	1995	GILLESPIE	7/9/2009	1,070.00	214.00	856.00	0.00	0.00
MSW	33662	AZTEC WASTE, INC.		BEXAR	7/9/2009	3,210.00	0.00	3,210.00	0.00	0.00
MSW	34345	LOPEZ, VICTOR C		BEXAR	7/9/2009	2,000.00	0.00	2,000.00	0.00	0.00
MSW	35572	CASTRO, DONALD		BEXAR	7/9/2009	1,050.00	0.00	1,050.00	0.00	0.00
MSW	32506	Fort Worth Excavating, Inc.	455040173	TARRANT	7/9/2009	15,900.00	0.00	15,900.00	0.00	0.00
MSW	34386	GARZA, EMMA G *	455150163	HIDALGO	7/9/2009	1,000.00	0.00	1,000.00	0.00	0.00
MSW	35388	Red River Service Corporation	100129	CAMERON	7/20/2009	9,000.00	0.00	9,000.00	0.00	0.00
MSW	34973	Bosque County		BOSQUE	7/20/2009	3,150.00	0.00	3,150.00	0.00	0.00
MSW	36267	ROMO, ALEJANDRO		CHEROKEE	7/29/2009	5,000.00	0.00	5,000.00	0.00	0.00
MSW	36414	PEREZ, RAUL		KLEBERG	7/29/2009	15,000.00	0.00	15,000.00	0.00	0.00

Singles Programs

Appendix 9: List of Administrative Orders Issued FY2009

Date Range Selected : 09/01/2008 - 08/31/2009

PGM	Case No.	Respondent Name	TCEQ ID	County	Order Date	Penalty Assessed	Penalty Deferred	Payable Amount	SEP Cost	SEP Offset
MSW	36763	HERNANDEZ, BAUDELIO Z		MCLENNAN	7/29/2009	2,625.00	0.00	2,625.00	0.00	0.00
MSW	36276	The J.W. Grimes Family Limited Partnership		*MULTIPLE	8/9/2009	15,000.00	0.00	15,000.00	0.00	0.00
MSW	35237	MATA, JUAN MIGUEL	UNA455160074	DIMITT	8/9/2009	7,500.00	0.00	7,500.00	0.00	0.00
MSW	37359	Linda Kay Torres		JOHNSON	8/23/2009	1,120.00	224.00	896.00	0.00	0.00
MSW	31509	Maverick County		MAVERICK	8/31/2009	3,810.00	0.00	3,810.00	0.00	0.00
MSW	36037	DE LOS SANTOS, JOSE	UNA455160066	MAVERICK	8/31/2009	1,050.00	0.00	1,050.00	0.00	0.00
Subtotal for MSW : 77						414,038.00	24,666.00	358,600.00	30,772.00	30,772.00
OL	32187	TRAMMELL, DAVID	LI0009716	HARRIS	10/6/2008	625.00	0.00	625.00	0.00	0.00
OL	36298	PATTERSON, LARRY		DENTON	10/6/2008	210.00	0.00	210.00	0.00	0.00
OL	11125	BOLTON, BRAD		COLEMAN	10/23/2008	750.00	0.00	750.00	0.00	0.00
OL	25967	SISCA, JOEY		TRAVIS	10/23/2008	4,000.00	0.00	4,000.00	0.00	0.00
OL	35260	JAMES, TERRY R		BASTROP	11/6/2008	625.00	125.00	500.00	0.00	0.00
OL	35846	SHERRELL, KEITH		HOOD	11/6/2008	742.00	148.00	594.00	0.00	0.00
OL	33907	MARTINEZ, JAVIER R		FORT BEND	12/24/2008	625.00	0.00	625.00	0.00	0.00
OL	34987	HUNT, JOHN	LI0007808	HARRIS	12/24/2008	267.00	0.00	267.00	0.00	0.00
OL	36202	HAMM, JEFF		HOOD	1/30/2009	986.00	197.00	789.00	0.00	0.00
OL	34715	GALVAN, VICTOR R	LI0009567	BEXAR	2/22/2009	1,050.00	210.00	840.00	0.00	0.00
OL	31619	LIMAS, JOHN R	LI0010919	POTTER	2/28/2009	1,250.00	0.00	1,250.00	0.00	0.00
OL	34403	VASQUEZ, CESAR	BP0004334	EL PASO	3/14/2009	1,750.00	0.00	1,750.00	0.00	0.00
OL	35748	SLATER, JOE F	LI0014284	HOOD	3/14/2009	1,336.00	0.00	1,336.00	0.00	0.00
OL	34689	HARRIS, CATHERINE E	LI0008131	WILLIAMSON	3/14/2009	2,337.00	0.00	2,337.00	0.00	0.00
OL	33657	GOFF, JASON S	LI0008261	TARRANT	4/1/2009	262.00	0.00	262.00	0.00	0.00
OL	34985	MELTON, REX D	LI0012271	HUTCHINSON	4/5/2009	1,675.00	0.00	1,675.00	0.00	0.00
OL	32941	CAVAZOS, JORGE A	LI0009529	MAVERICK	4/12/2009	2,500.00	0.00	2,500.00	0.00	0.00
OL	35002	BURSE, STANLEY		WILLIAMSON	4/20/2009	594.00	0.00	594.00	0.00	0.00
OL	34393	GARZA, EMILIO		HIDALGO	4/25/2009	262.00	0.00	262.00	0.00	0.00
OL	34749	WALLS, SHANE		BEXAR	5/3/2009	400.00	0.00	400.00	0.00	0.00
OL	31520	CRUZ, ALFREDO C	LI0010678	HARRIS	5/10/2009	625.00	0.00	625.00	0.00	0.00
OL	35050	HICKS, CORBY	LI0014828	WILLIAMSON	5/10/2009	500.00	0.00	500.00	0.00	0.00
OL	36252	MEYER, JARROD L	LI0014359	SMITH	5/23/2009	300.00	0.00	300.00	0.00	0.00
OL	32979	WEAVER, EVANS		TRAVIS	6/15/2009	625.00	0.00	625.00	0.00	0.00
OL	36979	MARTINEZ, HIPOLITO		HARRIS	6/15/2009	736.00	147.00	589.00	0.00	0.00
OL	36823	DENNIS, BENNIE		TARRANT	6/15/2009	1,992.00	398.00	1,594.00	0.00	0.00
OL	35275	GOMEZ, JUAN		TRAVIS	6/18/2009	625.00	0.00	625.00	0.00	0.00
OL	37186	Gail A. Wright	LI0015690	COLLIN	7/9/2009	356.00	71.00	285.00	0.00	0.00
OL	37238	CALLEJAS, PEDRO		HARRIS	7/20/2009	743.00	148.00	595.00	0.00	0.00
OL	34402	HACKNEY, JAMES W		HARRIS	7/29/2009	736.00	0.00	736.00	0.00	0.00
OL	34822	LUGO, ROBERTO		NUECES	7/29/2009	262.00	0.00	262.00	0.00	0.00

Singles Programs

Appendix 9: List of Administrative Orders Issued FY2009

Date Range Selected : 09/01/2008 - 08/31/2009

PGM	Case No.	Respondent Name	TCEQ ID	County	Order Date	Penalty Assessed	Penalty Deferred	Payable Amount	SEP Cost	SEP Offset
OL	35067	HARRIS, JOHN M	WO0017946	DENTON	7/29/2009	250.00	0.00	250.00	0.00	0.00
OL	35210	ELLIS, ALBERT E		FORT BEND	7/29/2009	872.00	0.00	872.00	0.00	0.00
OL	35276	BOYD, GREGORY W	LI0014680	BEXAR	7/29/2009	207.00	0.00	207.00	0.00	0.00
OL	36523	HUTCHINS, JAY L	WO0020085	BOSQUE	7/29/2009	1,367.00	0.00	1,367.00	0.00	0.00
OL	34383	VICKERY, CASEY L		HAYS	8/23/2009	262.00	0.00	262.00	0.00	0.00
OL	36205	CARLSON, BRYAN D	LI0013828	FORT BEND	8/31/2009	250.00	0.00	250.00	0.00	0.00
Subtotal for OL : 37						32,954.00	1,444.00	31,510.00	0.00	0.00
PST	33268	DODSON, JOHN PAUL *	59397	WINKLER	9/4/2008	7,875.00	0.00	7,875.00	0.00	0.00
PST	33419	Husnain AFTAB Enterprises, Inc.	74484	ORANGE	9/4/2008	4,725.00	0.00	4,725.00	0.00	0.00
PST	30576	ANNA ENTERPRISES INC.	5425	HARRIS	9/18/2008	8,840.00	0.00	8,840.00	0.00	0.00
PST	31363	Martin Adalakun	74264	HARRIS	9/18/2008	24,600.00	0.00	24,600.00	0.00	0.00
PST	27373	B & F and Sons, LLC	5965	ELLIS	9/18/2008	3,210.00	0.00	3,210.00	0.00	0.00
PST	29444	Murmur Corporation	46177	DALLAS	9/21/2008	5,250.00	0.00	5,250.00	0.00	0.00
PST	35292	Development II Partners, Inc.	78439	HAYS	9/22/2008	5,625.00	1,125.00	4,500.00	0.00	0.00
PST	25638	Neptune International Inc.	67250	HARRIS	9/22/2008	19,950.00	0.00	19,950.00	0.00	0.00
PST	35668	BROWN, CHARLES R	11211	JONES	9/22/2008	4,750.00	950.00	3,800.00	0.00	0.00
PST	35471	15010, INC	68941	TRAVIS	9/22/2008	4,000.00	800.00	3,200.00	0.00	0.00
PST	35409	Entergy Gulf States, Inc.	16606	MONTGOMERY	9/22/2008	875.00	0.00	875.00	0.00	0.00
PST	35410	May Man Corp.	73843	HARRIS	9/22/2008	3,500.00	0.00	3,500.00	0.00	0.00
PST	35411	USA IDOL Inc	32838	WEBB	9/22/2008	2,625.00	0.00	2,625.00	0.00	0.00
PST	32107	F P N Enterprises, Inc.	72815	HARRIS	9/22/2008	4,400.00	0.00	4,400.00	0.00	0.00
PST	35272	KBEC Corporation	50396	HARRIS	9/22/2008	2,040.00	408.00	1,632.00	0.00	0.00
PST	35813	Southwest Convenience Stores, LLC	78444	EL PASO	10/6/2008	1,750.00	0.00	1,750.00	0.00	0.00
PST	35815	AGUILAR, ALONZO	48654	BREWSTER	10/6/2008	1,750.00	0.00	1,750.00	0.00	0.00
PST	35501	G & R STORE, INC.	27145	DENTON	10/6/2008	11,232.00	2,246.00	8,986.00	0.00	0.00
PST	36297	Shelter Park, L.P.	6835	LUBBOCK	10/6/2008	875.00	0.00	875.00	0.00	0.00
PST	35947	MOUSAVI, MOHSEN MAX	34078	LUBBOCK	10/6/2008	875.00	0.00	875.00	0.00	0.00
PST	35474	Sohail Malik	25210	HARRIS	10/6/2008	6,000.00	1,200.00	4,800.00	0.00	0.00
PST	35885	EGERT, SCOTT	22070	LUBBOCK	10/6/2008	2,625.00	0.00	2,625.00	0.00	0.00
PST	36174	Trans Health Management, Inc.	34487	LUBBOCK	10/6/2008	875.00	0.00	875.00	0.00	0.00
PST	35457	PEERMOHAMMED, KARIM ALI	36541	TRAVIS	10/6/2008	5,778.00	1,155.00	4,623.00	0.00	0.00
PST	2696	Friends International, Inc.	53128	HARRIS	10/8/2008	16,000.00	0.00	16,000.00	0.00	0.00
PST	26046	SAO Traders Inc.	27217	SAN JACINTO	10/12/2008	9,500.00	0.00	9,500.00	0.00	0.00
PST	2442	ELHOMMOUD, MOHAMMAD	16427	HARRIS	10/23/2008	14,500.00	0.00	14,500.00	0.00	0.00
PST	35526	Mosley Grady W	47151	SMITH	10/23/2008	6,300.00	1,260.00	5,040.00	0.00	0.00
PST	35686	AAMIR Enterprises, Inc.	30572	HARRIS	10/23/2008	4,576.00	915.00	3,661.00	0.00	0.00
PST	15128	Thatta Corp. Inc., D/B/A Stop-N-Drive #26	57470	JEFFERSON	10/23/2008	13,200.00	0.00	13,200.00	0.00	0.00
PST	13988	Virginia Ent Inc Db a Super Food Store	20328	JEFFERSON	10/23/2008	7,200.00	0.00	7,200.00	0.00	0.00

Singles Programs

Appendix 9: List of Administrative Orders Issued FY2009

Date Range Selected : 09/01/2008 - 08/31/2009

PGM	Case No.	Respondent Name	TCEQ ID	County	Order Date	Penalty Assessed	Penalty Deferred	Payable Amount	SEP Cost	SEP Offset
PST	35512	TROUT, CHRIS	42361	COLLIN	10/23/2008	7,230.00	1,446.00	5,784.00	0.00	0.00
PST	15654	SINGH, JASPAL	20750	HUNT	10/23/2008	5,600.00	0.00	5,600.00	0.00	0.00
PST	35439	CARRILLO, RAMIRO	54760	*MULTIPLE	10/23/2008	18,392.00	3,678.00	14,714.00	0.00	0.00
PST	23791	"Cedar Park E&J, Ltd."	53512	WILLIAMSON	10/23/2008	23,625.00	20,025.00	3,600.00	0.00	0.00
PST	34981	Best Mart, Inc.	14194	TARRANT	10/23/2008	27,980.00	5,596.00	22,384.00	0.00	0.00
PST	31048	New Way Enterprise Inc.	35274	BRAZORIA	10/23/2008	6,200.00	0.00	6,200.00	0.00	0.00
PST	20320	Barton Good Oil Co., Inc	37168	HUNT	10/23/2008	4,000.00	0.00	4,000.00	0.00	0.00
PST	35912	Advance Petroleum Distributing Company, Inc.	38928	TARRANT	10/23/2008	1,120.00	224.00	896.00	0.00	0.00
PST	18851	Asuda Holdings LLC	71839	DENTON	10/23/2008	1,940.00	0.00	1,940.00	0.00	0.00
PST	35527	Donald C. Moore & Sons, Inc.	53382	LIVE OAK	10/23/2008	13,750.00	2,750.00	11,000.00	0.00	0.00
PST	35627	ALI, KHAVEED	20465	HARRIS	10/23/2008	8,856.00	1,771.00	7,085.00	0.00	0.00
PST	13831	Kas Investments, Ltd.	50247	BRAZORIA	10/23/2008	3,750.00	0.00	3,750.00	0.00	0.00
PST	35548	Aliahsan Enterprises, Inc.	29405	JEFFERSON	10/23/2008	4,200.00	840.00	3,360.00	0.00	0.00
PST	9562	D & P Management Services, L.L.C.	71218	HARRIS	10/23/2008	27,000.00	0.00	13,500.00	13,500.00	13,500.00
PST	16303	Ayers' Companies, Inc.	16431	DALLAS	10/23/2008	8,740.00	2,252.00	6,488.00	0.00	0.00
PST	35508	HADDAD, KENNETH *	1332	EL PASO	10/23/2008	6,500.00	1,300.00	5,200.00	0.00	0.00
PST	15652	MENDEZ, CRUZ	18552	GREGG	10/23/2008	16,500.00	0.00	16,500.00	0.00	0.00
PST	13950	CARRASCO, ESPERANZA	72780	PRESIDIO	10/23/2008	56,500.00	29,320.00	27,180.00	0.00	0.00
PST	35326	J.C. Conoco, Inc.	27473	HARRIS	10/23/2008	11,305.00	2,261.00	9,044.00	0.00	0.00
PST	35081	LA CHIRIPA, INC.	41915	TARRANT	10/23/2008	3,500.00	0.00	3,500.00	0.00	0.00
PST	35408	Sirajuddin Corporation	42370	COLLIN	10/23/2008	12,932.00	2,586.00	10,346.00	0.00	0.00
PST	34477	STRONG, DON	41667	BURLESON	10/26/2008	7,875.00	0.00	7,875.00	0.00	0.00
PST	34859	Dhanani Investment, Inc.	49609	HARRIS	10/26/2008	4,600.00	0.00	4,600.00	0.00	0.00
PST	35562	Desi Group, Inc.	6211	DALLAS	11/6/2008	12,038.00	2,407.00	9,631.00	0.00	0.00
PST	35709	Campbell Oil Co.	6124	HARDIN	11/6/2008	6,101.00	1,220.00	4,881.00	0.00	0.00
PST	35759	C & L Diamond Liquor, Inc.	380	TARRANT	11/6/2008	9,499.00	1,899.00	7,600.00	0.00	0.00
PST	35868	United Petroleum Transports, Inc.	1068030	EL PASO	11/6/2008	850.00	170.00	680.00	0.00	0.00
PST	35744	ESHAAN INVESTMENTS, L.L.C.	35391	HARRIS	11/6/2008	4,246.00	849.00	3,397.00	0.00	0.00
PST	35739	Bell Bottom Foundation Co.	12072	BRAZORIA	11/6/2008	9,500.00	1,900.00	7,600.00	0.00	0.00
PST	35443	H. G. Word	29702	GRAYSON	11/6/2008	7,875.00	1,575.00	6,300.00	0.00	0.00
PST	35659	Al-Azar Enterprises, Inc.	39690	HARRIS	11/6/2008	9,875.00	1,975.00	7,900.00	0.00	0.00
PST	34100	NASSIF, MICHAEL	40823	HARRIS	11/6/2008	5,145.00	0.00	5,145.00	0.00	0.00
PST	35929	AVALON GOLDEN JUBILEE, INC	26151	HARRIS	11/6/2008	4,418.00	883.00	3,535.00	0.00	0.00
PST	36073	Gasgo Markets, Inc.	21380	REFUGIO	11/6/2008	6,250.00	1,250.00	5,000.00	0.00	0.00
PST	35652	LESLIE, JOHN T	25361	MORRIS	11/6/2008	3,675.00	735.00	2,940.00	0.00	0.00
PST	15736	PATEL, BIPIN	69845	ANGELINA	11/12/2008	15,000.00	0.00	15,000.00	0.00	0.00
PST	9871	Sammy's Groceries Inc.	31931	HARRIS	11/12/2008	11,320.00	0.00	11,320.00	0.00	0.00
PST	14729	WARREN, MARIA E	31331	MONTAGUE	11/12/2008	19,000.00	0.00	19,000.00	0.00	0.00

Singles Programs

Appendix 9: List of Administrative Orders Issued FY2009

Date Range Selected : 09/01/2008 - 08/31/2009

PGM	Case No.	Respondent Name	TCEQ ID	County	Order Date	Penalty Assessed	Penalty Deferred	Payable Amount	SEP Cost	SEP Offset
PST	22062	Asad Enterprises, Inc.	55209	TYLER	11/12/2008	3,150.00	0.00	3,150.00	0.00	0.00
PST	25126	SALDIVAR, IRMA M	74184	*MULTIPLE	11/12/2008	2,140.00	0.00	2,140.00	0.00	0.00
PST	9434	IZR Corporation	72525	DALLAS	11/12/2008	16,800.00	0.00	16,800.00	0.00	0.00
PST	35687	HABIB, MOHAMMAD RAFIUL	72365	DALLAS	11/12/2008	1,130.00	0.00	1,130.00	0.00	0.00
PST	17392	Bountheung Noymany	66667	TARRANT	11/12/2008	6,750.00	0.00	6,750.00	0.00	0.00
PST	25836	Frank Lewis	43595	*MULTIPLE	11/12/2008	18,975.00	0.00	18,975.00	0.00	0.00
PST	21940	JOHNSON, LEO	47814	MCLENNAN	11/12/2008	26,000.00	0.00	26,000.00	0.00	0.00
PST	12096	AROUD, MOHAMMED K	33010	HARRIS	11/12/2008	136,070.00	0.00	136,070.00	0.00	0.00
PST	21636	Yaman, Inc.	46485	GALVESTON	11/12/2008	3,210.00	0.00	3,210.00	0.00	0.00
PST	14107	Deer Park Business, Inc.	35149	HARRIS	11/12/2008	7,000.00	0.00	7,000.00	0.00	0.00
PST	23847	IZR Corporation	72525	DALLAS	11/12/2008	2,540.00	0.00	2,540.00	0.00	0.00
PST	36041	Currey Decatur Truckstop, Inc.	70548	WISE	11/17/2008	11,096.00	2,219.00	8,877.00	0.00	0.00
PST	35965	Umer International, Inc.	36063	HARRIS	11/17/2008	950.00	190.00	760.00	0.00	0.00
PST	34153	Bob Covington		ORANGE	11/17/2008	625.00	0.00	625.00	0.00	0.00
PST	35586	1403, INC	72599	TRAVIS	11/17/2008	8,000.00	1,600.00	6,400.00	0.00	0.00
PST	35653	Bucky's Navigation, Inc.	37568	NUECES	11/17/2008	12,315.00	2,463.00	9,852.00	0.00	0.00
PST	35665	MOHAN, BRIJINDER	18046	GRAYSON	11/17/2008	8,670.00	1,734.00	6,936.00	0.00	0.00
PST	35773	Petroleum Wholesale, L.P.	45458	HARRIS	11/17/2008	5,816.00	1,163.00	4,653.00	0.00	0.00
PST	35925	TEXAS BUSINESS NETWORKS INC	75154	NUECES	11/17/2008	2,200.00	440.00	1,760.00	0.00	0.00
PST	35618	OSMANI, TY	37832	GRAYSON	11/17/2008	33,428.00	6,684.00	26,744.00	0.00	0.00
PST	35899	Murphy Oil USA, Inc.	72011	ORANGE	11/17/2008	6,000.00	1,200.00	4,800.00	0.00	0.00
PST	34411	BREAUX, BEVERLY	15030	DEWITT	11/26/2008	10,500.00	0.00	10,500.00	0.00	0.00
PST	33540	LAWTON, SHURAN *		MARION	11/26/2008	8,925.00	0.00	8,925.00	0.00	0.00
PST	33144	SKINNER, SHARON	5032	COOKE	11/26/2008	8,925.00	0.00	8,925.00	0.00	0.00
PST	31345	A & L PARTNERS, LLC	44476	TARRANT	12/4/2008	5,500.00	0.00	5,500.00	0.00	0.00
PST	26186	BATAINEH, MOHAMED AHMED AL	56836	HARRIS	12/4/2008	1,050.00	0.00	1,050.00	0.00	0.00
PST	35701	Penske Truck Leasing Co., L.P.	10083	NUECES	12/4/2008	1,000.00	200.00	800.00	0.00	0.00
PST	35421	Allina Business, Inc. dba Five Star Food Mart	35649	HARRIS	12/4/2008	13,791.00	9,438.00	4,353.00	0.00	0.00
PST	36291	SAMY RETAIL SERVICES INC	32841	WEBB	12/4/2008	1,750.00	0.00	1,750.00	0.00	0.00
PST	36235	SHERA CORPORATION	63809	DALLAS	12/4/2008	3,721.00	744.00	2,977.00	0.00	0.00
PST	35476	PEREZ, MANUEL D	61619	MIDLAND	12/4/2008	2,625.00	525.00	2,100.00	0.00	0.00
PST	35793	HWANG, YOUNGMI	68332	DALLAS	12/4/2008	16,650.00	3,330.00	13,320.00	0.00	0.00
PST	34933	Pasadena Investment Group Corporation	43773	JEFFERSON	12/7/2008	24,500.00	0.00	24,500.00	0.00	0.00
PST	34783	TES, CHANTHORN PATRICK	25270	KAUFMAN	12/7/2008	10,500.00	0.00	10,500.00	0.00	0.00
PST	34358	JORDAN, TOM	62153	TARRANT	12/7/2008	4,280.00	0.00	4,280.00	0.00	0.00
PST	29941	S. P. Holmes, Inc.	26064	WILLIAMSON	12/10/2008	9,375.00	0.00	9,375.00	0.00	0.00
PST	30327	Shalynah, Inc.	69277	HARRIS	12/20/2008	11,790.00	0.00	11,790.00	0.00	0.00
PST	26725	SAMTANI, VASHU	71761	VAN ZANDT	12/20/2008	7,650.00	0.00	7,650.00	0.00	0.00

Singles Programs

Appendix 9: List of Administrative Orders Issued FY2009

Date Range Selected : 09/01/2008 - 08/31/2009

PGM	Case No.	Respondent Name	TCEQ ID	County	Order Date	Penalty Assessed	Penalty Deferred	Payable Amount	SEP Cost	SEP Offset
PST	35695	KISHORE, NAND	27559	GRAYSON	12/20/2008	7,726.00	1,545.00	6,181.00	0.00	0.00
PST	36063	MOMIN, MEHEBOOB	47248	ORANGE	12/20/2008	5,327.00	1,065.00	4,262.00	0.00	0.00
PST	9296	Friend Enterprises Inc.	7146	TRAVIS	12/20/2008	15,300.00	0.00	15,300.00	0.00	0.00
PST	24937	MORALES, EVELIO	14781	MAVERICK	12/20/2008	61,690.00	0.00	61,690.00	0.00	0.00
PST	36599	KENDRICK OIL COMPANY	77088	LUBBOCK	12/20/2008	875.00	0.00	875.00	0.00	0.00
PST	36040	Jerry Spencer, L.P.	75159	TARRANT	12/20/2008	4,546.00	909.00	3,637.00	0.00	0.00
PST	36009	PAGE, DONALD	1377	BURNET	12/20/2008	6,243.00	1,248.00	4,995.00	0.00	0.00
PST	36137	NIAZI, ZAKI	57380	HARRIS	12/20/2008	7,875.00	1,575.00	6,300.00	0.00	0.00
PST	31223	A.Z.H.E. Corporation	62339	HARRIS	12/20/2008	3,150.00	0.00	3,150.00	0.00	0.00
PST	36220	Shy Investment, Inc.	23871	NUECES	12/20/2008	4,150.00	830.00	3,320.00	0.00	0.00
PST	35331	LOPEZ, ALBERTO	53317	HIDALGO	12/20/2008	6,300.00	1,260.00	5,040.00	0.00	0.00
PST	28087	Asalah, Inc.	17709	TARRANT	12/20/2008	6,000.00	0.00	6,000.00	0.00	0.00
PST	36180	Coastal Transport Co., Inc.		DALLAS	12/20/2008	1,100.00	220.00	880.00	0.00	0.00
PST	36263	Rusk Byron	23503	HARRIS	12/20/2008	4,250.00	850.00	3,400.00	0.00	0.00
PST	31784	Bilal Enterprises, Inc.	66788	*MULTIPLE	12/20/2008	4,080.00	0.00	4,080.00	0.00	0.00
PST	25503	RAMIREZ, JAMES A	32996	TOM GREEN	12/20/2008	8,100.00	0.00	8,100.00	0.00	0.00
PST	26032	NGUYEN, JOEY	59369	TARRANT	12/24/2008	5,000.00	0.00	5,000.00	0.00	0.00
PST	26868	PEREZ, ARNOLDO	35982	HIDALGO	12/24/2008	3,150.00	0.00	3,150.00	0.00	0.00
PST	34858	JAMES, WILLIAM M	31177	PALO PINTO	12/24/2008	6,300.00	0.00	6,300.00	0.00	0.00
PST	30060	BLUFF SPRINGS FOOD MART, INC.	45723	TRAVIS	12/30/2008	4,500.00	0.00	4,500.00	0.00	0.00
PST	25174	Mohammed A. Swati	46246	HARRIS	12/30/2008	4,280.00	0.00	4,280.00	0.00	0.00
PST	25456	Name Investment, Inc.	15841	NUECES	12/30/2008	7,500.00	0.00	7,500.00	0.00	0.00
PST	35024	SWITZER, STEVEN	17557	DALLAS	1/14/2009	18,125.00	0.00	18,125.00	0.00	0.00
PST	33639	Nel-Mark Properties, LLC	2387	*MULTIPLE	1/14/2009	14,200.00	0.00	14,200.00	0.00	0.00
PST	28849	MCBIRNIE, DAVID	69084	CULBERSON	1/28/2009	6,405.00	0.00	6,405.00	0.00	0.00
PST	36159	Albertson's LLC	72643	TOM GREEN	1/30/2009	6,375.00	1,275.00	5,100.00	0.00	0.00
PST	36164	Addison Enterprises Inc.	42963	DALLAS	1/30/2009	5,821.00	1,164.00	4,657.00	0.00	0.00
PST	36036	Focus Metroplex, Inc.	17926	TARRANT	1/30/2009	5,400.00	1,080.00	4,320.00	0.00	0.00
PST	36530	KENDRICK OIL COMPANY	76552	LUBBOCK	1/30/2009	875.00	0.00	875.00	0.00	0.00
PST	35683	Greenspoint Enterprises LLC	64247	HARRIS	1/30/2009	6,869.00	1,373.00	5,496.00	0.00	0.00
PST	35894	De La O Javier	67811	HIDALGO	1/30/2009	10,450.00	2,090.00	8,360.00	0.00	0.00
PST	25052	RFK Enterprises, Inc.	16559	JEFFERSON	1/30/2009	4,950.00	0.00	4,950.00	0.00	0.00
PST	35834	Martinez JR Ramon	32366	LA SALLE	1/30/2009	5,250.00	4,050.00	1,200.00	0.00	0.00
PST	35923	JARODIYA & SONS LLC.	26481	DALLAS	1/30/2009	9,794.00	1,958.00	7,836.00	0.00	0.00
PST	36228	Texas Stop N Shine, Inc.	26236	DALLAS	1/30/2009	8,955.00	1,791.00	7,164.00	0.00	0.00
PST	13345	MZEE, Inc.	62822	HARRIS	1/30/2009	5,775.00	0.00	5,775.00	0.00	0.00
PST	9903	Ballpark Mart, Inc.	72638	TARRANT	1/30/2009	3,920.00	0.00	3,920.00	0.00	0.00
PST	36034	Rajwani & Ali's Corporation	42989	COLLIN	1/30/2009	3,150.00	630.00	2,520.00	0.00	0.00

Singles Programs

Appendix 9: List of Administrative Orders Issued FY2009

Date Range Selected : 09/01/2008 - 08/31/2009

PGM	Case No.	Respondent Name	TCEQ ID	County	Order Date	Penalty Assessed	Penalty Deferred	Payable Amount	SEP Cost	SEP Offset
PST	35935	AHMAD, ANAS	26747	HARRIS	1/30/2009	12,401.00	2,480.00	9,921.00	0.00	0.00
PST	36290	HAKIMZADEH, JAFAR	23072	HARRIS	2/8/2009	8,044.00	1,608.00	6,436.00	0.00	0.00
PST	36152	MOHSIN INC.	18451	JIM WELLS	2/8/2009	8,550.00	1,710.00	6,840.00	0.00	0.00
PST	27926	KASSIRA, KAMAL	56693	*MULTIPLE	2/8/2009	5,625.00	0.00	5,625.00	0.00	0.00
PST	36239	SAJJAD, PASHA	18106	MONTGOMERY	2/8/2009	2,350.00	470.00	1,880.00	0.00	0.00
PST	36284	Fairway Enterprises, Inc.	66959	HARRIS	2/8/2009	4,100.00	820.00	3,280.00	0.00	0.00
PST	36806	City of Austin	47014	TRAVIS	2/8/2009	875.00	0.00	875.00	0.00	0.00
PST	36055	U-2 Stores, Inc.	68592	HARRIS	2/8/2009	5,200.00	1,040.00	4,160.00	0.00	0.00
PST	36365	Post Oak Retailer's Inc.	35405	FORT BEND	2/8/2009	7,740.00	1,548.00	6,192.00	0.00	0.00
PST	36257	BARCENAS, SANTOS	30202	TOM GREEN	2/8/2009	11,130.00	2,226.00	8,904.00	0.00	0.00
PST	36434	Awad Enterprises Inc	61086	HARRIS	2/8/2009	2,550.00	510.00	2,040.00	0.00	0.00
PST	31508	WADE, JACK	15920	HOUSTON	2/8/2009	3,745.00	0.00	3,745.00	0.00	0.00
PST	36118	METHODIST HOSPITAL, PLAINVIEW, TEXAS	58344	HALE	2/8/2009	3,375.00	675.00	2,700.00	0.00	0.00
PST	5692	BARUA, PULAK	40023	KAUFMAN	2/12/2009	217,775.00	0.00	217,775.00	0.00	0.00
PST	31104	Saif Malik Enterprises, Inc.	76601	HARRIS	2/19/2009	3,150.00	0.00	3,150.00	0.00	0.00
PST	31012	Mohammed K. Ali	35390	HARRIS	2/19/2009	8,250.00	0.00	8,250.00	0.00	0.00
PST	36563	Proton Realty Co.	42956	DALLAS	2/22/2009	5,103.00	1,020.00	4,083.00	0.00	0.00
PST	35754	SILVA, ROY	9508	KIMBLE	2/22/2009	9,746.00	1,949.00	7,797.00	0.00	0.00
PST	35858	WEHBE INVESTMENTS, INC.	53512	WILLIAMSON	2/22/2009	5,400.00	1,080.00	2,160.00	2,160.00	2,160.00
PST	36145	SHREEDHAR CORPORATION INC	27024	LUBBOCK	2/22/2009	29,155.00	5,831.00	23,324.00	0.00	0.00
PST	36396	Earnhardt El Paso Motors, LP	18758	EL PASO	2/22/2009	21,017.00	4,203.00	16,814.00	0.00	0.00
PST	36467	Metro Suppliers, Incorporated	73993	TRAVIS	2/22/2009	7,500.00	1,500.00	6,000.00	0.00	0.00
PST	36116	3AR INC	64658	TARRANT	2/22/2009	24,962.00	4,992.00	19,970.00	0.00	0.00
PST	36268	SWH Realty, Ltd.	31789	EL PASO	2/22/2009	8,450.00	1,690.00	6,760.00	0.00	0.00
PST	36428	K-Yoba, Inc.	60480	BEXAR	2/22/2009	7,922.00	1,584.00	6,338.00	0.00	0.00
PST	29278	Bountheung Noymany	66667	TARRANT	2/25/2009	21,000.00	0.00	21,000.00	0.00	0.00
PST	32109	Millenium Gasoline Corporation	32128	*MULTIPLE	2/28/2009	8,400.00	0.00	8,400.00	0.00	0.00
PST	30966	Classic Convenience Inc.	35306	HARRIS	2/28/2009	4,725.00	0.00	4,725.00	0.00	0.00
PST	36566	AAEMS LLC	39353	TARRANT	3/12/2009	9,521.00	1,904.00	7,617.00	0.00	0.00
PST	36402	Chevron U.S.A. Inc.	34732	KARNES	3/12/2009	6,300.00	1,260.00	5,040.00	0.00	0.00
PST	36547	HNQ, Inc.	67397	TRAVIS	3/12/2009	1,750.00	0.00	1,750.00	0.00	0.00
PST	36493	Neptune International Inc. *	65914	FORT BEND	3/12/2009	13,846.00	2,769.00	11,077.00	0.00	0.00
PST	36295	FERGUSON, GERENE	63033	LUBBOCK	3/12/2009	5,748.00	1,149.00	4,599.00	0.00	0.00
PST	31754	FORD, BUDDY	24657	HARRISON	3/12/2009	5,704.00	0.00	5,704.00	0.00	0.00
PST	36461	KHAWAJA, ATA UR RAHMAN	27219	HARRIS	3/12/2009	3,097.00	619.00	2,478.00	0.00	0.00
PST	36400	G & J International, Inc.	960	DENTON	3/12/2009	4,700.00	940.00	3,760.00	0.00	0.00
PST	36607	50'S Classic Car Wash of Lubbock, Inc.	66308	LUBBOCK	3/12/2009	1,750.00	0.00	1,750.00	0.00	0.00
PST	28311	HUSAINAT, AIEDEH *	12207	JEFFERSON	3/14/2009	8,925.00	0.00	8,925.00	0.00	0.00

Singles Programs

Appendix 9: List of Administrative Orders Issued FY2009

Date Range Selected : 09/01/2008 - 08/31/2009

PGM	Case No.	Respondent Name	TCEQ ID	County	Order Date	Penalty Assessed	Penalty Deferred	Payable Amount	SEP Cost	SEP Offset
PST	36571	KENDRICK OIL COMPANY	57198	LUBBOCK	3/23/2009	875.00	0.00	875.00	0.00	0.00
PST	24391	ALTAF, MUHAMMAD	38082	JASPER	3/23/2009	19,500.00	15,900.00	3,600.00	0.00	0.00
PST	36499	Elvan Management Inc.	8960	HOOD	3/23/2009	6,498.00	1,299.00	5,199.00	0.00	0.00
PST	36260	JO PO AND ASSOCIATES INC	73209	JOHNSON	3/23/2009	18,900.00	3,780.00	15,120.00	0.00	0.00
PST	25887	CITY OF EL PASO	11418	EL PASO	3/23/2009	73,980.00	0.00	0.00	73,980.00	73,980.00
PST	34138	Orange Cty Development Company		ORANGE	3/23/2009	6,500.00	0.00	6,500.00	0.00	0.00
PST	36259	One Stop Food Stores, Inc.	46707	DALLAS	3/23/2009	58,975.00	11,795.00	47,180.00	0.00	0.00
PST	36697	Costco Wholesale Corporation	78225	DALLAS	3/23/2009	5,601.00	1,120.00	4,481.00	0.00	0.00
PST	33231	DAVIS, JAKE	56997	PALO PINTO	4/1/2009	7,875.00	0.00	7,875.00	0.00	0.00
PST	2659	FKD Enterprises Inc. dba Lucky Seven Food Mart	44882	BEXAR	4/1/2009	14,300.00	0.00	14,300.00	0.00	0.00
PST	32212	Prince Texas Group, Inc.	40085	JEFFERSON	4/1/2009	11,050.00	0.00	11,050.00	0.00	0.00
PST	36674	Aristos, Inc.	71598	ORANGE	4/5/2009	2,500.00	500.00	2,000.00	0.00	0.00
PST	36393	Shane Transportation, Inc.		JEFFERSON	4/5/2009	4,100.00	820.00	3,280.00	0.00	0.00
PST	36671	HALBERT, SCOTT	77082	BASTROP	4/5/2009	3,379.00	675.00	2,704.00	0.00	0.00
PST	36810	J. T. Heath Home & Auto Supply Company	40989	CULBERSON	4/5/2009	2,412.00	482.00	1,930.00	0.00	0.00
PST	36656	Riyaan & Noorain Enterprises, Inc.	76191	BASTROP	4/5/2009	7,500.00	1,500.00	6,000.00	0.00	0.00
PST	36487	Victron Stores, L.P.	71352	JOHNSON	4/5/2009	10,606.00	2,121.00	8,485.00	0.00	0.00
PST	36193	DAVIDSON, JEFF	25839	IRION	4/5/2009	9,880.00	1,976.00	7,904.00	0.00	0.00
PST	36625	Misaq Enterprises Inc.	61142	HARRIS	4/5/2009	4,296.00	859.00	3,437.00	0.00	0.00
PST	36378	Terry County	66843	TERRY	4/5/2009	875.00	0.00	875.00	0.00	0.00
PST	36065	Patterson Nile J JR	54244	ARMSTRONG	4/5/2009	5,500.00	1,900.00	3,600.00	0.00	0.00
PST	36412	Bobby Enterprises, Inc.	43966	HARRIS	4/5/2009	1,650.00	330.00	1,320.00	0.00	0.00
PST	36652	United Fuel & Energy Corporation	7769	HOCKLEY	4/5/2009	4,300.00	860.00	3,440.00	0.00	0.00
PST	32844	West Texas Gas, Inc.	109976	TOM GREEN	4/5/2009	30,000.00	0.00	15,000.00	15,000.00	15,000.00
PST	36877	VAN NGUYEN, TOM	77987	TARRANT	4/5/2009	4,446.00	889.00	3,557.00	0.00	0.00
PST	36475	National Stations, Inc.	8496	HALE	4/5/2009	6,756.00	1,351.00	5,405.00	0.00	0.00
PST	36686	RG Holdings Inc.	73842	COLLIN	4/5/2009	5,875.00	1,175.00	4,700.00	0.00	0.00
PST	15492	M & K Pantry LC	43553	HARDIN	4/5/2009	21,825.00	0.00	21,825.00	0.00	0.00
PST	36476	PNS Shell Inc	69730	HARRIS	4/5/2009	2,971.00	594.00	2,377.00	0.00	0.00
PST	28247	Dallas AOS Enterprises, Inc.	70705	DALLAS	4/12/2009	16,800.00	0.00	16,800.00	0.00	0.00
PST	32761	ALVARADO, SOCORRO	12248	WINKLER	4/12/2009	7,875.00	0.00	7,875.00	0.00	0.00
PST	31319	Almeda, Inc.	70523	HARRIS	4/12/2009	55,080.00	0.00	55,080.00	0.00	0.00
PST	35211	Edna L. Rayford	53122	CALDWELL	4/12/2009	11,550.00	0.00	11,550.00	0.00	0.00
PST	36889	M. Kashmiri Management, Inc.	27441	NUECES	4/20/2009	3,073.00	614.00	2,459.00	0.00	0.00
PST	36478	SE Young Corporation	74186	TARRANT	4/20/2009	6,271.00	1,254.00	5,017.00	0.00	0.00
PST	36815	Top New Wave, Inc.	50054	TARRANT	4/20/2009	9,692.00	1,938.00	7,754.00	0.00	0.00
PST	36631	NNY, Inc.	22884	DALLAS	4/20/2009	15,570.00	3,114.00	12,456.00	0.00	0.00
PST	36629	PERALES, JOSE	12199	LIBERTY	4/20/2009	3,675.00	735.00	2,940.00	0.00	0.00

Singles Programs

Appendix 9: List of Administrative Orders Issued FY2009

Date Range Selected : 09/01/2008 - 08/31/2009

PGM	Case No.	Respondent Name	TCEQ ID	County	Order Date	Penalty Assessed	Penalty Deferred	Payable Amount	SEP Cost	SEP Offset
PST	36138	ABUSALAH, ALBERT	34569	HARRIS	4/20/2009	12,500.00	2,500.00	10,000.00	0.00	0.00
PST	36558	Tiger Glenn Apartments, Inc.	25037	NUECES	4/20/2009	2,625.00	525.00	2,100.00	0.00	0.00
PST	36954	Nila Akash Enterprises, Inc.	36378	HARRIS	4/20/2009	2,721.00	544.00	2,177.00	0.00	0.00
PST	36866	Save N More Corporation	30579	HARRIS	4/20/2009	2,414.00	482.00	1,932.00	0.00	0.00
PST	36627	Cal Development, Inc.	19599	HARRIS	4/20/2009	12,646.00	2,529.00	10,117.00	0.00	0.00
PST	36885	O'Donnell Oil & Butane Co., Inc.	2421	LYNN	4/20/2009	3,710.00	742.00	2,968.00	0.00	0.00
PST	36644	KNJ ENTERPRISES INC.	40109	HARRIS	4/20/2009	20,195.00	4,039.00	16,156.00	0.00	0.00
PST	36589	Crystal Falls Car Wash, Inc.	54828	LUBBOCK	4/20/2009	3,500.00	0.00	3,500.00	0.00	0.00
PST	36483	VAN DORN, ONA	8979	LIVE OAK	4/20/2009	2,625.00	525.00	2,100.00	0.00	0.00
PST	34703	Loveladdy Oil Company, Inc.	2194	SHELBY	4/20/2009	7,875.00	6,675.00	1,200.00	0.00	0.00
PST	34664	MAKHANI, AMIN	18794	BEXAR	4/20/2009	2,100.00	0.00	2,100.00	0.00	0.00
PST	34353	LUCIO, MIKE	13926	CAMERON	4/22/2009	17,000.00	0.00	17,000.00	0.00	0.00
PST	33149	WEBB, HUNTER	68180	POTTER	4/24/2009	5,250.00	0.00	5,250.00	0.00	0.00
PST	20720	Dahisar Business, Inc. dba Honey Stop 2	24455	ORANGE	4/25/2009	37,500.00	0.00	37,500.00	0.00	0.00
PST	34681	BRANNAN, RICHARD	68038	*MULTIPLE	4/25/2009	2,600.00	0.00	2,600.00	0.00	0.00
PST	35460	Hetherly Patrick H	64709	BOWIE	4/25/2009	8,925.00	0.00	8,925.00	0.00	0.00
PST	32928	IZR Corporation	72525	DALLAS	4/25/2009	11,102.00	0.00	11,102.00	0.00	0.00
PST	31188	SHEKHANI, AFZAL	38239	HARRIS	4/25/2009	11,000.00	0.00	11,000.00	0.00	0.00
PST	34388	DYER, DEWAYNE	12467	FANNIN	4/29/2009	6,300.00	0.00	6,300.00	0.00	0.00
PST	36857	Armstrong Mechanical Co., Inc.	62362	LUBBOCK	5/3/2009	1,750.00	0.00	1,750.00	0.00	0.00
PST	36649	HWEIDI, MIKE	53151	TARRANT	5/3/2009	16,858.00	3,371.00	13,487.00	0.00	0.00
PST	36693	SANM, Inc.	13401	DENTON	5/3/2009	17,600.00	3,520.00	14,080.00	0.00	0.00
PST	36831	Fatima Ladhani *	74454	ATASCOSA	5/3/2009	9,760.00	1,952.00	7,808.00	0.00	0.00
PST	36938	Mercantile Enterprises, Inc.	70546	HARRIS	5/3/2009	2,309.00	461.00	1,848.00	0.00	0.00
PST	36787	Quick Track, Inc.	5591	TARRANT	5/3/2009	2,631.00	526.00	2,105.00	0.00	0.00
PST	36928	John Ho Im	9004	NUECES	5/3/2009	2,500.00	500.00	2,000.00	0.00	0.00
PST	13530	GONZALEZ, TEOFILO R	57189	HIDALGO	5/3/2009	46,725.00	43,125.00	3,600.00	0.00	0.00
PST	36910	TC and E Realty, Inc.	10986	BELL	5/3/2009	9,200.00	1,840.00	7,360.00	0.00	0.00
PST	36911	Sunesara Investment Inc.	71455	HARRIS	5/3/2009	6,146.00	1,229.00	4,917.00	0.00	0.00
PST	36765	Kras Investments LLC	58846	BASTROP	5/3/2009	20,673.00	4,134.00	16,539.00	0.00	0.00
PST	31580	AP Livingston Limited Partnership	43007	POLK	5/3/2009	3,675.00	0.00	3,675.00	0.00	0.00
PST	36703	RIFAI, THOMAS	75329	DENTON	5/3/2009	9,518.00	1,903.00	7,615.00	0.00	0.00
PST	36850	Friendship Enterprises, Inc.	39758	HARRIS	5/3/2009	2,684.00	536.00	2,148.00	0.00	0.00
PST	36764	CMCR Corporation	1843	DALLAS	5/3/2009	6,596.00	1,319.00	5,277.00	0.00	0.00
PST	36676	S.A.A.A. ENTERPRISES, INC.	69698	HARRIS	5/3/2009	3,150.00	630.00	2,520.00	0.00	0.00
PST	36809	Lone Star Petroleum, LP	23158	HARRIS	5/3/2009	6,096.00	1,219.00	4,877.00	0.00	0.00
PST	35206	M-Co Auto Supply, Inc.	38399	BEXAR	5/3/2009	6,096.00	0.00	6,096.00	0.00	0.00
PST	34910	NTA Enterprises, Inc.	64498	NAVARRO	5/6/2009	13,900.00	0.00	13,900.00	0.00	0.00

Singles Programs

Appendix 9: List of Administrative Orders Issued FY2009

Date Range Selected : 09/01/2008 - 08/31/2009

PGM	Case No.	Respondent Name	TCEQ ID	County	Order Date	Penalty Assessed	Penalty Deferred	Payable Amount	SEP Cost	SEP Offset
PST	35232	PRICE, DWIGHT	13661	NAVARRO	5/6/2009	4,675.00	0.00	4,675.00	0.00	0.00
PST	26299	AHMAD, ISSA TH	39462	BEXAR	5/6/2009	34,680.00	0.00	34,680.00	0.00	0.00
PST	33859	Quick & Convenience Pro - Victoria 1 LLC	25740	VICTORIA	5/10/2009	31,620.00	0.00	31,620.00	0.00	0.00
PST	35020	GAS2006 PARTNERS, LP	78861	HUNT	5/10/2009	19,900.00	0.00	19,900.00	0.00	0.00
PST	31366	Sakina, Inc.	36377	BRAZORIA	5/10/2009	5,100.00	0.00	5,100.00	0.00	0.00
PST	36740	RIDI, SAYED	5560	HARRIS	5/18/2009	3,325.00	665.00	2,660.00	0.00	0.00
PST	36917	NRH Group, Inc	74726	TARRANT	5/18/2009	8,916.00	1,783.00	7,133.00	0.00	0.00
PST	36878	Shaku Brothers Inc.	5428	HARRIS	5/18/2009	1,540.00	308.00	1,232.00	0.00	0.00
PST	36870	CORREA GARCIA, LINDA	47077	CAMERON	5/18/2009	5,500.00	1,100.00	4,400.00	0.00	0.00
PST	36879	Richdairy Ventures Inc	46108	HARRIS	5/18/2009	10,100.00	2,020.00	8,080.00	0.00	0.00
PST	36860	Lamb County Hospital	56992	LAMB	5/18/2009	875.00	0.00	875.00	0.00	0.00
PST	36848	MURFF, JOHN R	37389	LEON	5/18/2009	5,450.00	1,090.00	4,360.00	0.00	0.00
PST	36975	Ambica Corporation	27721	TRAVIS	5/18/2009	2,625.00	525.00	2,100.00	0.00	0.00
PST	36707	Yasinha INC.	5648	DALLAS	5/18/2009	19,057.00	3,811.00	15,246.00	0.00	0.00
PST	35650	PEREZ, ALBERTO SR	37212	JIM WELLS	5/18/2009	8,925.00	1,785.00	7,140.00	0.00	0.00
PST	27122	Sam Management Inc.	39771	HARRIS	5/18/2009	5,152.00	0.00	5,152.00	0.00	0.00
PST	36846	MOMIN, MENDI T	63927	TRAVIS	5/18/2009	5,250.00	1,050.00	4,200.00	0.00	0.00
PST	35902	CKN, Inc.	8891	CALDWELL	5/18/2009	1,125.00	0.00	1,125.00	0.00	0.00
PST	36520	Momin Abdulbhai	63679	BRAZORIA	5/18/2009	16,196.00	3,239.00	12,957.00	0.00	0.00
PST	36902	BERRY CONTRACTING LP DBA BAY LTD	32082	NUECES	5/18/2009	6,990.00	1,398.00	5,592.00	0.00	0.00
PST	36916	CPG Investments L L C *	45881	BEXAR	5/18/2009	2,250.00	450.00	1,800.00	0.00	0.00
PST	36748	Poly Trucking, Inc.	72366	DALLAS	5/18/2009	34,919.00	6,983.00	27,936.00	0.00	0.00
PST	36704	Ashnoor, L.L.C.	23117	HARRIS	5/18/2009	8,419.00	1,683.00	6,736.00	0.00	0.00
PST	36083	Reddy-Gator, Inc. *	20758	MCLENNAN	5/20/2009	17,850.00	0.00	17,850.00	0.00	0.00
PST	27323	MALIK, TANVIR A	26593	DALLAS	5/22/2009	17,500.00	0.00	17,500.00	0.00	0.00
PST	35036	Je Jalaram Inc.	25733	VICTORIA	5/23/2009	16,320.00	0.00	16,320.00	0.00	0.00
PST	35241	Duran Properties, Inc.	19744	SAN PATRICIO	5/23/2009	23,625.00	0.00	23,625.00	0.00	0.00
PST	34820	MACIAS, JOE	47295	HASKELL	5/23/2009	7,875.00	0.00	7,875.00	0.00	0.00
PST	36249	BEGUM, KAZI	38836	MONTGOMERY	5/23/2009	6,390.00	0.00	6,390.00	0.00	0.00
PST	36271	GARCIA, LEONARD	8230	TOM GREEN	5/23/2009	16,800.00	0.00	16,800.00	0.00	0.00
PST	34627	SERENIL, GLORIA	1749	BEE	5/24/2009	16,800.00	0.00	16,800.00	0.00	0.00
PST	5117	NADAF, MUSTAFA	26337	TARRANT	5/31/2009	15,875.00	0.00	15,875.00	0.00	0.00
PST	36826	HRH Investments, LP	49714	TARRANT	6/1/2009	2,411.00	482.00	1,929.00	0.00	0.00
PST	37004	Hillside Grocery, Inc.	59917	TRAVIS	6/1/2009	5,644.00	1,128.00	4,516.00	0.00	0.00
PST	36824	CAHILL INVESTMENTS INC DBA RESLER CHEVRON	17854	EL PASO	6/1/2009	8,125.00	1,625.00	6,500.00	0.00	0.00
PST	34905	Huynh Hien	63984	HARRIS	6/1/2009	4,500.00	0.00	4,500.00	0.00	0.00
PST	35147	Addison Enterprises Inc.	45315	HARRIS	6/1/2009	1,070.00	0.00	1,070.00	0.00	0.00
PST	34581	BHAYANI INVESTMENT, INC.	29638	MCLENNAN	6/1/2009	3,500.00	0.00	3,500.00	0.00	0.00

Singles Programs

Appendix 9: List of Administrative Orders Issued FY2009

Date Range Selected : 09/01/2008 - 08/31/2009

PGM	Case No.	Respondent Name	TCEQ ID	County	Order Date	Penalty Assessed	Penalty Deferred	Payable Amount	SEP Cost	SEP Offset
PST	37095	Fondren ADP, Ltd.	26388	HARRIS	6/1/2009	3,058.00	611.00	2,447.00	0.00	0.00
PST	34971	Vinklarek Underground Utilities Co.	47744	BASTROP	6/1/2009	3,675.00	0.00	3,675.00	0.00	0.00
PST	37023	S.W.G., Limited Partnership	63797	TRAVIS	6/1/2009	7,419.00	1,483.00	5,936.00	0.00	0.00
PST	36996	ROSE, MICHAEL D	43112	HUDSPETH	6/1/2009	5,100.00	1,020.00	4,080.00	0.00	0.00
PST	36989	Victron Stores, L.P.	79118	TARRANT	6/1/2009	8,938.00	1,787.00	7,151.00	0.00	0.00
PST	37107	Racetrac Petroleum, Inc.	68985	HARRIS	6/1/2009	5,599.00	1,119.00	4,480.00	0.00	0.00
PST	35897	RODRIGUEZ, JUAN	18436	CAMERON	6/1/2009	6,548.00	1,309.00	5,239.00	0.00	0.00
PST	31235	Oscar Food Corp	8919	HARRIS	6/1/2009	16,770.00	0.00	16,770.00	0.00	0.00
PST	36816	E-Z Star Inc.	14926	DALLAS	6/1/2009	2,686.00	537.00	2,149.00	0.00	0.00
PST	36770	Pro Mobil, Inc.	17689	DALLAS	6/1/2009	8,750.00	1,750.00	7,000.00	0.00	0.00
PST	36988	Valet Enterprises, Inc.	7086	BEXAR	6/1/2009	4,500.00	900.00	3,600.00	0.00	0.00
PST	37131	O'Donnell Oil & Butane Co., Inc.	2422	BORDEN	6/1/2009	1,855.00	371.00	1,484.00	0.00	0.00
PST	37073	Horizon Retail, L.L.C.	77716	HARRIS	6/1/2009	5,196.00	1,039.00	4,157.00	0.00	0.00
PST	26712	AHMAD, NISAR	67047	TARRANT	6/1/2009	17,655.00	0.00	17,655.00	0.00	0.00
PST	36969	City of Corpus Christi	48904	NUECES	6/1/2009	1,500.00	300.00	0.00	1,200.00	1,200.00
PST	36617	RIVERA, JESUS	79299	HIDALGO	6/3/2009	7,365.00	0.00	7,365.00	0.00	0.00
PST	34517	BRYMER, BERT	18976	GRAYSON	6/7/2009	13,125.00	0.00	13,125.00	0.00	0.00
PST	31606	ARMENDARIZ, JAVIER B	43280	ECTOR	6/7/2009	15,625.00	0.00	15,625.00	0.00	0.00
PST	33488	Gwen Gordan and Wanda Percy	40402	LAMAR	6/10/2009	1,000.00	0.00	1,000.00	0.00	0.00
PST	37139	United Fuel & Energy Corporation	7745	LUBBOCK	6/15/2009	3,500.00	0.00	3,500.00	0.00	0.00
PST	36944	Vimex Enterprises, Inc.	78865	HARRIS	6/15/2009	9,692.00	1,938.00	7,754.00	0.00	0.00
PST	37101	Terminal Market Garage , L.L.C.	31834	BEXAR	6/15/2009	7,000.00	1,400.00	5,600.00	0.00	0.00
PST	36762	Star Fuels, Inc.	26165	HARRIS	6/15/2009	2,518.00	503.00	2,015.00	0.00	0.00
PST	37180	OHM SAI, INC.	11326	WILLIAMSON	6/15/2009	5,728.00	1,145.00	4,583.00	0.00	0.00
PST	37118	JOSO Enterprises, Inc.	59582	COLLIN	6/15/2009	7,192.00	1,438.00	5,754.00	0.00	0.00
PST	37121	Racetrac Petroleum, Inc.	69122	HARRIS	6/15/2009	4,846.00	969.00	3,877.00	0.00	0.00
PST	37284	NICHOLS, BILL	11734	STEPHENS	6/15/2009	875.00	0.00	875.00	0.00	0.00
PST	37008	A N Trading Inc.	39434	DALLAS	6/15/2009	6,490.00	1,298.00	5,192.00	0.00	0.00
PST	37028	M&O Services, L.L.C.	45233	EL PASO	6/15/2009	19,499.00	3,899.00	15,600.00	0.00	0.00
PST	37030	Luckhany Enterprises Inc	36548	TARRANT	6/15/2009	11,116.00	2,223.00	8,893.00	0.00	0.00
PST	36769	Loay Daraghme	43275	DALLAS	6/15/2009	4,388.00	877.00	3,511.00	0.00	0.00
PST	27638	Asad Ali Coporation	5933	BEXAR	6/20/2009	2,340.00	0.00	2,340.00	0.00	0.00
PST	33643	Raul R. Martinez	61800	TARRANT	6/21/2009	5,250.00	0.00	5,250.00	0.00	0.00
PST	35406	Huong Th Tran	63136	JEFFERSON	6/21/2009	21,000.00	0.00	21,000.00	0.00	0.00
PST	15793	M.v.k, Inc.	18896	MCLENNAN	6/25/2009	1,000.00	0.00	1,000.00	0.00	0.00
PST	36269	CANTU, ARMANDO	38419	HIDALGO	6/26/2009	5,000.00	0.00	5,000.00	0.00	0.00
PST	35566	Linda Hill Barton	42047	*MULTIPLE	7/5/2009	7,875.00	0.00	7,875.00	0.00	0.00
PST	35970	MARTINEZ, CARMEN	34015	WILLACY	7/5/2009	22,050.00	0.00	22,050.00	0.00	0.00

Singles Programs

Appendix 9: List of Administrative Orders Issued FY2009

Date Range Selected : 09/01/2008 - 08/31/2009

PGM	Case No.	Respondent Name	TCEQ ID	County	Order Date	Penalty Assessed	Penalty Deferred	Payable Amount	SEP Cost	SEP Offset
PST	35557	FARRIS, PATRICIA A	29802	CASS	7/5/2009	6,300.00	0.00	6,300.00	0.00	0.00
PST	35317	CASHION, CURTIS	73983	YOUNG	7/5/2009	7,875.00	0.00	7,875.00	0.00	0.00
PST	35766	Latham Miller Estate	12360	MASON	7/5/2009	11,550.00	0.00	11,550.00	0.00	0.00
PST	35270	PATEL, SHOBHANA	69641	MCLENNAN	7/5/2009	1,600.00	0.00	1,600.00	0.00	0.00
PST	35366	PARRISH, CHARLIE	40927	NAVARRO	7/5/2009	7,875.00	0.00	7,875.00	0.00	0.00
PST	34710	TES, CHANTHORN PATRICK	31351	KAUFMAN	7/8/2009	26,800.00	0.00	26,800.00	0.00	0.00
PST	37335	Southwest Convenience Stores, LLC		ECTOR	7/9/2009	750.00	150.00	600.00	0.00	0.00
PST	37032	Selawi Unlimited, Inc.	60716	TARRANT	7/9/2009	10,915.00	2,183.00	8,732.00	0.00	0.00
PST	33317	MULLEN, JANIS *	9606	WILLIAMSON	7/9/2009	3,850.00	250.00	3,600.00	0.00	0.00
PST	36111	CHAUDHRY, FARAH	14538	NACOGDOCHES	7/9/2009	6,300.00	0.00	6,300.00	0.00	0.00
PST	32643	WARD, NED H	60058	STONEWALL	7/9/2009	5,250.00	0.00	5,250.00	0.00	0.00
PST	31241	Melvin Terral and Martha Terral	9594	*MULTIPLE	7/9/2009	8,000.00	6,800.00	1,200.00	0.00	0.00
PST	37236	RJR Restaurants of Denton, L. C.	76528	DENTON	7/9/2009	2,403.00	480.00	1,923.00	0.00	0.00
PST	37119	Big Diamond, Inc.	45987	EL PASO	7/9/2009	4,401.00	880.00	1,761.00	1,760.00	1,760.00
PST	34782	MERCADO, LUPE	38988	DEWITT	7/9/2009	7,875.00	0.00	7,875.00	0.00	0.00
PST	36907	Texas ARRM Investments Inc.	14917	DALLAS	7/9/2009	10,227.00	2,045.00	8,182.00	0.00	0.00
PST	35437	Gator Stop, Inc.	54324	LIBERTY	7/9/2009	5,160.00	0.00	5,160.00	0.00	0.00
PST	35127	SHAHJHAN, ALI	15591	TARRANT	7/9/2009	5,821.00	0.00	5,821.00	0.00	0.00
PST	36213	MSMS Inc	16526	DENTON	7/9/2009	12,300.00	0.00	12,300.00	0.00	0.00
PST	34914	Teth Investment	62776	FAYETTE	7/9/2009	2,625.00	0.00	2,625.00	0.00	0.00
PST	37354	Shanco Group LLC	35696	BRAZOS	7/9/2009	875.00	0.00	875.00	0.00	0.00
PST	37211	Racetrac Petroleum, Inc.	69123	HARRIS	7/9/2009	4,846.00	969.00	3,877.00	0.00	0.00
PST	36771	Klemme Entreprises Inc	22318	EL PASO	7/9/2009	15,881.00	3,176.00	12,705.00	0.00	0.00
PST	30968	10104 Inc	49412	HARRIS	7/9/2009	7,650.00	0.00	7,650.00	0.00	0.00
PST	36991	Jonestown Investments, Inc.	71068	TRAVIS	7/20/2009	4,339.00	867.00	3,472.00	0.00	0.00
PST	37182	Pamir, Inc.	46693	HARRIS	7/20/2009	7,597.00	1,519.00	6,078.00	0.00	0.00
PST	36914	Berry Contracting, L.P.	32080	NUECES	7/20/2009	3,600.00	720.00	2,880.00	0.00	0.00
PST	37089	GJN, LLC	29186	HARRIS	7/20/2009	8,601.00	1,720.00	6,881.00	0.00	0.00
PST	36920	Haribar, LLC	41360	MCLENNAN	7/20/2009	8,453.00	1,690.00	6,763.00	0.00	0.00
PST	35403	Gian O'Donnell	8797	HARRIS	7/20/2009	3,060.00	0.00	3,060.00	0.00	0.00
PST	33879	James J Flanagan Shipping Corporation	48086	HARRIS	7/20/2009	8,000.00	0.00	8,000.00	0.00	0.00
PST	37200	WOLDU, TES	28009	DALLAS	7/20/2009	2,337.00	467.00	1,870.00	0.00	0.00
PST	34361	CHA INC	639	MONTGOMERY	7/20/2009	6,230.00	0.00	6,230.00	0.00	0.00
PST	37205	Haroon & Khalid Investment Inc	72618	HARRIS	7/20/2009	4,221.00	844.00	3,377.00	0.00	0.00
PST	35864	NAJM, ADNAN	47269	HARRIS	7/29/2009	22,708.00	0.00	22,708.00	0.00	0.00
PST	36127	Lometa Davis	1920	SCHLEICHER	7/29/2009	17,600.00	0.00	17,600.00	0.00	0.00
PST	34892	Andrea Bennett, Trustee of the Randy Bennett GST Trust	66014	ERATH	7/29/2009	2,625.00	0.00	2,625.00	0.00	0.00
PST	35949	CHAPMAN, MARTHA		BEXAR	7/29/2009	16,000.00	0.00	16,000.00	0.00	0.00

Singles Programs

Appendix 9: List of Administrative Orders Issued FY2009

Date Range Selected : 09/01/2008 - 08/31/2009

PGM	Case No.	Respondent Name	TCEQ ID	County	Order Date	Penalty Assessed	Penalty Deferred	Payable Amount	SEP Cost	SEP Offset
PST	36460	YUNUSALI, BADARPURA	41315	CHAMBERS	7/29/2009	17,893.00	0.00	17,893.00	0.00	0.00
PST	33874	John R. Preston dba Refugio Exxon	18549	REFUGIO	7/29/2009	26,250.00	0.00	26,250.00	0.00	0.00
PST	35956	New Star Holdings, L.L.C.	69347	HARRIS	7/29/2009	4,725.00	0.00	4,725.00	0.00	0.00
PST	36332	AZY CORPORATION, INC.	3647	HARRIS	7/29/2009	10,500.00	0.00	10,500.00	0.00	0.00
PST	36473	CHENNAULT, HENRY	9894	DEWITT	7/29/2009	5,250.00	0.00	5,250.00	0.00	0.00
PST	35413	CARTER, GLADYS	67988	DENTON	7/29/2009	6,300.00	0.00	6,300.00	0.00	0.00
PST	36861	WIESEN, EDWARD S	74012	YOUNG	7/29/2009	3,675.00	0.00	3,675.00	0.00	0.00
PST	30874	R.D.S.A., Inc.	68892	HARRIS	7/29/2009	5,100.00	0.00	5,100.00	0.00	0.00
PST	20844	HABIB, MOHAMMAD RAFIUL	72365	DALLAS	7/29/2009	3,885.00	0.00	3,885.00	0.00	0.00
PST	33188	Hyer Rodney	1751	*MULTIPLE	8/6/2009	10,500.00	0.00	10,500.00	0.00	0.00
PST	35229	GOINS, SUE	19810	MORRIS	8/9/2009	9,900.00	0.00	9,900.00	0.00	0.00
PST	36565	Logics Enterprise, L.L.C.	57178	POLK	8/9/2009	35,696.00	0.00	35,696.00	0.00	0.00
PST	34412	Lancaster Mini Mart, Inc.	0000755	TARRANT	8/23/2009	2,050.00	0.00	2,050.00	0.00	0.00
PST	36830	PEACE PARTNERS CAR WASH, L.L.C.	45238	EL PASO	8/23/2009	35,501.00	7,100.00	28,401.00	0.00	0.00
PST	37390	Cal-Mod Enterprises, LLC	73324	HARRIS	8/23/2009	6,790.00	1,358.00	5,432.00	0.00	0.00
PST	37294	Avali Enterprise, Inc.	39849	HARRIS	8/23/2009	3,112.00	622.00	2,490.00	0.00	0.00
PST	37322	KWON, BRIAN	46066	HARRIS	8/23/2009	11,178.00	2,235.00	8,943.00	0.00	0.00
PST	36404	Gene's Go Truck Stop, Inc.	73440	KIMBLE	8/23/2009	2,500.00	0.00	2,500.00	0.00	0.00
PST	37529	Producers Cooperative Association	71157	BRAZOS	8/23/2009	875.00	0.00	875.00	0.00	0.00
PST	34897	GRANADOS, LUDIVINIA	46056	HIDALGO	8/23/2009	3,675.00	0.00	3,675.00	0.00	0.00
PST	35928	Mohammad A. Swati	55171	ORANGE	8/23/2009	1,100.00	0.00	1,100.00	0.00	0.00
PST	36576	Dumas Used Cars, Inc.	23287	CALHOUN	8/23/2009	5,250.00	1,650.00	3,600.00	0.00	0.00
PST	37319	Dallas Texas Properties, Inc.	44820	TARRANT	8/23/2009	10,621.00	2,124.00	8,497.00	0.00	0.00
PST	36888	RODRIGUEZ, EUSEBIO JR	47159	HIDALGO	8/23/2009	8,062.00	1,612.00	6,450.00	0.00	0.00
PST	36479	Lozano Ltd.	69213	ZAPATA	8/23/2009	7,650.00	0.00	7,650.00	0.00	0.00
PST	37170	Loop 12 Investment Corporation	76329	HUNT	8/23/2009	10,097.00	2,019.00	8,078.00	0.00	0.00
PST	35567	MOHAMMAD SULTAN	7643	ORANGE	8/23/2009	6,000.00	0.00	6,000.00	0.00	0.00
PST	36288	Denny Oil Company	25426	NACOGDOCHES	8/23/2009	2,000.00	400.00	1,600.00	0.00	0.00
PST	37251	ASH CORPORATION	64334	DALLAS	8/23/2009	3,535.00	707.00	2,828.00	0.00	0.00
PST	33803	SMITH, RUTH ANN	61851	PANOLA	8/23/2009	22,000.00	20,800.00	1,200.00	0.00	0.00
PST	9501	MBE, Inc.	48868	SAN AUGUSTINE	8/23/2009	5,100.00	0.00	5,100.00	0.00	0.00
PST	37181	Kori Services, LTD.	69546	TRAVIS	8/23/2009	21,759.00	4,351.00	17,408.00	0.00	0.00
PST	37449	Napm Enterprises Inc.	7077	BEXAR	8/23/2009	3,075.00	615.00	2,460.00	0.00	0.00
PST	37293	VO, HIEU	8294	JEFFERSON	8/23/2009	12,269.00	2,453.00	9,816.00	0.00	0.00
PST	36932	MATAR, FOUAD	6745	HARRIS	8/31/2009	3,218.00	0.00	3,218.00	0.00	0.00
PST	35368	GALINDO, LEOPOLDO E	19910	CRANE	8/31/2009	2,625.00	0.00	2,625.00	0.00	0.00
PST	37352	Paint Rock Independent School District	35526	CONCHO	8/31/2009	4,900.00	980.00	0.00	3,920.00	3,920.00
PST	35749	Hwy 29 Grocery, Inc.	52774	WILLIAMSON	8/31/2009	8,367.00	0.00	8,367.00	0.00	0.00

Singles Programs

Appendix 9: List of Administrative Orders Issued FY2009

Date Range Selected : 09/01/2008 - 08/31/2009

PGM	Case No.	Respondent Name	TCEQ ID	County	Order Date	Penalty Assessed	Penalty Deferred	Payable Amount	SEP Cost	SEP Offset
PST	37151	Tenet Hospitals Limited	16840	EL PASO	8/31/2009	4,230.00	846.00	3,384.00	0.00	0.00
PST	37268	CIRCLE K STORES INC.	5462	EL PASO	8/31/2009	3,246.00	649.00	2,597.00	0.00	0.00
PST	35983	SKLOSS, PHIL		BEXAR	8/31/2009	3,675.00	0.00	3,675.00	0.00	0.00
PST	37383	Denny Transport, LLC	76443	NACOGDOCHES	8/31/2009	3,750.00	0.00	3,750.00	0.00	0.00
PST	36336	CARTER, JOYCE	38943	CHAMBERS	8/31/2009	13,092.00	0.00	13,092.00	0.00	0.00
PST	36708	TREVINO, EDELIA I	61858	NUECES	8/31/2009	2,550.00	0.00	2,550.00	0.00	0.00
Subtotal for PST : 417						4,080,511.00	478,120.00	3,490,871.00	111,520.00	111,520.00
PWS	34485	Derdeyn/Ford, Inc.	1580002	*MULTIPLE	9/4/2008	5,647.00	0.00	5,647.00	0.00	0.00
PWS	35592	Elm Creek Water Supply Corporation	1550026	MCLENNAN	9/22/2008	472.00	94.00	378.00	0.00	0.00
PWS	35727	Eastern Cass Water Supply Corporation	0340068	CASS	9/22/2008	347.00	0.00	347.00	0.00	0.00
PWS	34039	Webb County	2400022	WEBB	9/22/2008	5,980.00	0.00	0.00	5,980.00	5,980.00
PWS	35459	Ranger Utility Company	2370008	WALLER	9/22/2008	2,030.00	406.00	1,624.00	0.00	0.00
PWS	35188	Moore's Water System of Beaver Lake, Inc.	1550127	MCLENNAN	9/22/2008	577.00	115.00	462.00	0.00	0.00
PWS	35314	Faith West, Inc.	1012702	HARRIS	9/22/2008	1,920.00	384.00	0.00	1,536.00	1,536.00
PWS	35176	City of Wortham	0810003	FREESTONE	9/22/2008	5,301.00	0.00	5,301.00	0.00	0.00
PWS	35341	Texas Tech University	1520079	*MULTIPLE	9/22/2008	306.00	61.00	245.00	0.00	0.00
PWS	35574	City of Newark	2490008	WISE	9/22/2008	1,130.00	226.00	0.00	904.00	904.00
PWS	25744	YAGUE, MARIO	0710157	EL PASO	9/22/2008	2,745.00	0.00	2,745.00	0.00	0.00
PWS	6067	New Progress Wsc	1840096	PARKER	9/22/2008	20,945.00	0.00	20,945.00	0.00	0.00
PWS	32369	City of Hubbard	1090002	HILL	10/6/2008	715.00	0.00	0.00	715.00	715.00
PWS	35279	City of Killeen	0140006	BELL	10/6/2008	5,216.00	1,043.00	4,173.00	0.00	0.00
PWS	36296	BAZE, ROBERT WAYNE		TOM GREEN	10/6/2008	210.00	0.00	210.00	0.00	0.00
PWS	35673	CASTANEDA, JULIAN		DALLAS	10/6/2008	210.00	0.00	210.00	0.00	0.00
PWS	34993	Forest Creek Partnership Ltd.	1012905	HARRIS	10/6/2008	1,600.00	320.00	1,280.00	0.00	0.00
PWS	35168	City of Kenedy	1280002	KARNES	10/6/2008	3,665.00	733.00	0.00	2,932.00	2,932.00
PWS	33422	ONEILL, MICHAEL LANTZ	2020028	SABINE	10/12/2008	6,670.00	0.00	6,670.00	0.00	0.00
PWS	26366	Austin Dr and Glenn Rd	1230099	JEFFERSON	10/23/2008	1,050.00	0.00	1,050.00	0.00	0.00
PWS	11945	SNI Corporation	0450065	COLORADO	10/23/2008	4,950.00	0.00	4,950.00	0.00	0.00
PWS	24392	GILLEM, TRUDY	0130058	BEE	10/23/2008	3,906.00	0.00	3,906.00	0.00	0.00
PWS	35714	City of Gordon	1820007	PALO PINTO	10/23/2008	725.00	0.00	725.00	0.00	0.00
PWS	35807	Axtell Water Supply Corporation	1550016	MCLENNAN	10/23/2008	687.00	137.00	550.00	0.00	0.00
PWS	35483	The Reinforced Earth Company	1550135	MCLENNAN	10/23/2008	1,507.00	301.00	1,206.00	0.00	0.00
PWS	35604	Fayette County WCID Monument Hill	0750009	FAYETTE	10/23/2008	347.00	0.00	347.00	0.00	0.00
PWS	26974	The Texas Latin American Conference of the International Pentecostal Holines Church	0370040	CHEROKEE	10/23/2008	1,925.00	0.00	1,925.00	0.00	0.00
PWS	35573	Gray Utility Service, L.L.C.	1230083	*MULTIPLE	10/23/2008	1,010.00	202.00	808.00	0.00	0.00
PWS	25207	Thunderbird Bay Water Services, Inc.	0320013	CAMP	10/23/2008	1,890.00	0.00	1,890.00	0.00	0.00
PWS	3025	REEVES, CLARENCE A	0490030	COOKE	10/25/2008	20,760.00	0.00	20,760.00	0.00	0.00
PWS	35626	Camp Champions Texas L.P.	0270059	BURNET	11/6/2008	105.00	21.00	84.00	0.00	0.00

Singles Programs

Appendix 9: List of Administrative Orders Issued FY2009

Date Range Selected : 09/01/2008 - 08/31/2009

PGM	Case No.	Respondent Name	TCEQ ID	County	Order Date	Penalty Assessed	Penalty Deferred	Payable Amount	SEP Cost	SEP Offset
PWS	35969	Rhodia Inc.	1011077	HARRIS	11/6/2008	937.00	0.00	937.00	0.00	0.00
PWS	35855	City of Bardwell	0700020	ELLIS	11/6/2008	188.00	37.00	151.00	0.00	0.00
PWS	35531	City of La Feria	0310003	CAMERON	11/6/2008	1,782.00	356.00	1,426.00	0.00	0.00
PWS	35259	Rincon Water Supply Corporation	2050073	SAN PATRICIO	11/6/2008	1,440.00	288.00	0.00	1,152.00	1,152.00
PWS	35984	Deep Water Holdings, Inc.	0260030	BURLESON	11/6/2008	262.00	52.00	210.00	0.00	0.00
PWS	35809	WATKINS, RODNEY W		FREESTONE	11/6/2008	500.00	100.00	400.00	0.00	0.00
PWS	35891	City of Troup	2120003	SMITH	11/6/2008	3,815.00	763.00	3,052.00	0.00	0.00
PWS	7251	Kmali Enterprises, Inc.	1012339	HARRIS	11/12/2008	804.00	0.00	804.00	0.00	0.00
PWS	27649	LINES, GUSS	0220038	*MULTIPLE	11/12/2008	6,813.00	0.00	6,813.00	0.00	0.00
PWS	35179	The Consolidated Water Supply Corporation	1130028	HOUSTON	11/17/2008	16,956.00	3,391.00	13,565.00	0.00	0.00
PWS	36993	SAUCIER JR, LESTER A *	1810188	ORANGE	11/17/2008	0.00	0.00	0.00	0.00	0.00
PWS	36084	MURPHEY, LYLE	2270186	TRAVIS	11/17/2008	1,015.00	203.00	812.00	0.00	0.00
PWS	35933	ROMERO, GERARDO	1080238	HIDALGO	11/17/2008	2,850.00	570.00	2,280.00	0.00	0.00
PWS	33626	DERDEYN, DAVID P		MARION	11/17/2008	1,875.00	0.00	1,875.00	0.00	0.00
PWS	35560	Interstate Southwest, Ltd.	0930031	GRIMES	11/17/2008	1,777.00	355.00	1,422.00	0.00	0.00
PWS	15229	Butler WSC	0810013	FREESTONE	11/17/2008	5,163.00	0.00	5,163.00	0.00	0.00
PWS	35268	Quail Oak Property Owners Association	1013138	HARRIS	11/17/2008	2,035.00	407.00	1,628.00	0.00	0.00
PWS	36090	City of Granger	2460002	WILLIAMSON	11/17/2008	525.00	105.00	420.00	0.00	0.00
PWS	35654	Feron Corporation	0710189	EL PASO	11/17/2008	7,640.00	0.00	7,640.00	0.00	0.00
PWS	17752	City of Kirvin	0810019	FREESTONE	11/17/2008	3,114.00	0.00	3,114.00	0.00	0.00
PWS	28327	Hari Enterprises, L.L.C.	2410064	WHARTON	11/26/2008	2,835.00	0.00	2,835.00	0.00	0.00
PWS	36372	VANOVER, RHONDA C		LUBBOCK	12/4/2008	210.00	0.00	210.00	0.00	0.00
PWS	36075	MUELLER, HARTMUT HARRY		BLANCO	12/4/2008	600.00	120.00	480.00	0.00	0.00
PWS	36067	Zion Lutheran Church of Mission Valley, Texas	2350059	VICTORIA	12/4/2008	325.00	65.00	260.00	0.00	0.00
PWS	35936	Jefferson County Water Control & Improvement District 10	1230003	JEFFERSON	12/4/2008	550.00	110.00	440.00	0.00	0.00
PWS	35849	City of Coolidge	1470001	LIMESTONE	12/4/2008	3,201.00	640.00	2,561.00	0.00	0.00
PWS	35981	MORETTI, CYNTHIA ANN	1460097	*MULTIPLE	12/4/2008	3,295.00	0.00	3,295.00	0.00	0.00
PWS	36115	Chicken House Flea Market, Inc.	0720049	*MULTIPLE	12/4/2008	2,056.00	0.00	2,056.00	0.00	0.00
PWS	35811	Kenedy Manor Nursing Homes, Inc.	1280012	KARNES	12/20/2008	844.00	168.00	676.00	0.00	0.00
PWS	35968	McClelland Water Supply Corporation	2100011	SHELBY	12/20/2008	1,634.00	327.00	1,307.00	0.00	0.00
PWS	31746	WSWS Company	0910112	GRAYSON	12/20/2008	1,050.00	0.00	1,050.00	0.00	0.00
PWS	35519	Custom Water Co., L.L.C.	1690004	MONTAGUE	12/20/2008	3,737.00	747.00	2,990.00	0.00	0.00
PWS	35845	CARO Water Supply Corporation	1740007	NACOGDOCHES	12/20/2008	2,312.00	462.00	1,850.00	0.00	0.00
PWS	36993	HODGES, RICHARD H *	1810188	ORANGE	1/28/2009	0.00	0.00	0.00	0.00	0.00
PWS	36198	ALLEN, JAMES LEWIS	1020028	HARRISON	1/30/2009	356.00	71.00	285.00	0.00	0.00
PWS	35027	Dirgin Water Supply Corporation	2010013	RUSK	1/30/2009	27,557.00	23,957.00	3,600.00	0.00	0.00
PWS	35162	Monarch Utilities I L.P.	0910052	GRAYSON	1/30/2009	2,100.00	420.00	1,680.00	0.00	0.00

Singles Programs

Appendix 9: List of Administrative Orders Issued FY2009

Date Range Selected : 09/01/2008 - 08/31/2009

PGM	Case No.	Respondent Name	TCEQ ID	County	Order Date	Penalty Assessed	Penalty Deferred	Payable Amount	SEP Cost	SEP Offset
PWS	36046	VANOVER, JACK *	1520188	LUBBOCK	1/30/2009	1,850.00	370.00	1,480.00	0.00	0.00
PWS	36250	City of Cresson	1260053	JOHNSON	1/30/2009	3,165.00	0.00	3,165.00	0.00	0.00
PWS	35833	WHEELER, DARRYL	1870116	POLK	1/30/2009	2,335.00	0.00	2,335.00	0.00	0.00
PWS	36047	Cottonwood Creek MHP, L.P.	0570094	DALLAS	2/8/2009	993.00	198.00	795.00	0.00	0.00
PWS	36419	FREITAG, BOYD R	0160028	BLANCO	2/8/2009	200.00	40.00	160.00	0.00	0.00
PWS	36331	City of Mount Vernon	0800001	FRANKLIN	2/8/2009	300.00	60.00	240.00	0.00	0.00
PWS	35817	San Pedro Canyon Water Company	2330011	VAL VERDE	2/8/2009	1,877.00	0.00	1,877.00	0.00	0.00
PWS	36261	Greenwood Ventures Inc.	1650006	MIDLAND	2/8/2009	541.00	108.00	433.00	0.00	0.00
PWS	36069	City of Lawn	2210005	TAYLOR	2/8/2009	1,645.00	329.00	1,316.00	0.00	0.00
PWS	36142	Richland SUD	2060012	SAN SABA	2/22/2009	1,370.00	274.00	1,096.00	0.00	0.00
PWS	36425	SWEA GARDENS ESTATES UTILITY, INC.	1010218	HARRIS	2/22/2009	210.00	42.00	168.00	0.00	0.00
PWS	36321	City of Fort Worth	2200012	TARRANT	2/22/2009	8,400.00	0.00	0.00	8,400.00	8,400.00
PWS	36045	BALL, DWIGHT	1013249	HARRIS	2/22/2009	1,293.00	258.00	1,035.00	0.00	0.00
PWS	27041	City of Del Rio	2330001	VAL VERDE	2/22/2009	2,448.00	0.00	0.00	2,448.00	2,448.00
PWS	36086	Delta County Municipal Utility District	0600018	DELTA	2/22/2009	2,210.00	442.00	1,768.00	0.00	0.00
PWS	30488	D.W. Subdivision Water Supply Corporation	2390016	*MULTIPLE	2/28/2009	12,765.00	0.00	12,765.00	0.00	0.00
PWS	35711	PETTY, PATETREEN	2500019	WOOD	3/2/2009	8,672.00	7,400.00	1,272.00	0.00	0.00
PWS	33793	MAIB, CORINNE	2350036	VICTORIA	3/12/2009	2,365.00	473.00	1,892.00	0.00	0.00
PWS	34461	T S Ranch & Retreat, Inc.	1840160	PARKER	3/12/2009	3,350.00	0.00	3,350.00	0.00	0.00
PWS	34524	City of Hale Center	0950002	HALE	3/12/2009	336.00	0.00	336.00	0.00	0.00
PWS	36287	THAMES, JULIE ANN	1260108	JOHNSON	3/12/2009	588.00	117.00	471.00	0.00	0.00
PWS	36360	The Grove Water Supply Corporation	0500023	CORYELL	3/12/2009	2,265.00	453.00	1,812.00	0.00	0.00
PWS	36389	Clarkson Energy Homes Inc.	0720025	ERATH	3/12/2009	5,146.00	1,029.00	4,117.00	0.00	0.00
PWS	16927	Fort Gates Water Supply Corporation	0500017	CORYELL	3/12/2009	480.00	0.00	480.00	0.00	0.00
PWS	36135	ONEILL, MICHAEL LANTZ	2020028	SABINE	3/14/2009	716.00	0.00	716.00	0.00	0.00
PWS	36666	Bethany-Hearne Water Supply Corporation	1980006	ROBERTSON	3/23/2009	154.00	30.00	124.00	0.00	0.00
PWS	33840	FABRE, BRIEN	1520225	LUBBOCK	3/23/2009	1,612.00	0.00	1,612.00	0.00	0.00
PWS	36568	Bosqueville Green Acres Water Supply Corporation	1550080	MCLENNAN	3/23/2009	1,474.00	0.00	1,474.00	0.00	0.00
PWS	36491	City of Cranfills Gap	0180013	BOSQUE	3/23/2009	787.00	157.00	630.00	0.00	0.00
PWS	36739	Mullin Independent School District	1670013	MILLS	3/23/2009	552.00	110.00	442.00	0.00	0.00
PWS	36586	South Rusk County Water Supply Corporation	2010039	RUSK	3/23/2009	1,333.00	266.00	1,067.00	0.00	0.00
PWS	36432	Diamond Water Company	0100042	BANDERA	3/23/2009	280.00	56.00	224.00	0.00	0.00
PWS	36442	Glenwood Water Supply Corporation	2300005	UPSHUR	3/23/2009	3,003.00	600.00	2,403.00	0.00	0.00
PWS	32980	Los Ojuelos Water Company, Inc.	2400017	WEBB	3/23/2009	684.00	0.00	684.00	0.00	0.00
PWS	34937	CANTU, HANK	0270128	BURNET	4/1/2009	3,640.00	0.00	3,640.00	0.00	0.00
PWS	36610	STAFFORD, BILLY A		MCLENNAN	4/5/2009	210.00	0.00	210.00	0.00	0.00
PWS	36706	GARCIA, GUILLERMO JR		NUECES	4/5/2009	680.00	136.00	544.00	0.00	0.00

Singles Programs

Appendix 9: List of Administrative Orders Issued FY2009

Date Range Selected : 09/01/2008 - 08/31/2009

PGM	Case No.	Respondent Name	TCEQ ID	County	Order Date	Penalty Assessed	Penalty Deferred	Payable Amount	SEP Cost	SEP Offset
PWS	36474	Sidney Independent School District	0470019	COMANCHE	4/5/2009	892.00	178.00	714.00	0.00	0.00
PWS	36387	City of Moran	2090002	SHACKELFORD	4/5/2009	110.00	22.00	88.00	0.00	0.00
PWS	36615	Macedonia Eylau Municipal Utility District 1	0190012	BOWIE	4/5/2009	3,239.00	647.00	2,592.00	0.00	0.00
PWS	36685	Coke County Water Supply Corporation	0410017	COKE	4/5/2009	2,160.00	0.00	0.00	2,160.00	2,160.00
PWS	36602	City of Del Rio	2330013	VAL VERDE	4/5/2009	755.00	151.00	604.00	0.00	0.00
PWS	34802	STEWART, DONA *	0340019	CASS	4/10/2009	8,601.00	0.00	8,601.00	0.00	0.00
PWS	34990	GARCIA, FREDERICO	1013154	HARRIS	4/12/2009	157.00	0.00	157.00	0.00	0.00
PWS	31426	Triumph Christian Center, Inc	0790365	FORT BEND	4/12/2009	2,800.00	0.00	2,800.00	0.00	0.00
PWS	33073	KARL, ALAN	0360114	CHAMBERS	4/20/2009	800.00	0.00	800.00	0.00	0.00
PWS	36538	RISINGER, DALE	1250039	JIM WELLS	4/20/2009	600.00	120.00	480.00	0.00	0.00
PWS	36710	SCOLLEY, ANTONIO T		BAILEY	4/20/2009	210.00	0.00	210.00	0.00	0.00
PWS	36968	City of Electra	2430002	WICHITA	4/20/2009	215.00	43.00	172.00	0.00	0.00
PWS	34707	Cowcatchers, L.L.C.	0460254	COMAL	4/25/2009	3,757.00	0.00	3,757.00	0.00	0.00
PWS	36705	Foster Consolidated Investments, L.L.C. dba Chaparral III	2460016	WILLIAMSON	5/3/2009	168.00	33.00	135.00	0.00	0.00
PWS	31301	Fatima Family Village, Inc.	1010746	HARRIS	5/3/2009	417.00	0.00	417.00	0.00	0.00
PWS	34916	BELTRAN, MARIA A	2140030	STARR	5/3/2009	2,500.00	0.00	2,500.00	0.00	0.00
PWS	36582	City of New Summerfield	0370028	CHEROKEE	5/3/2009	2,492.00	498.00	1,994.00	0.00	0.00
PWS	36761	City of Thornton	1470005	LIMESTONE	5/3/2009	282.00	56.00	226.00	0.00	0.00
PWS	36215	LINES, GUSS	0220038	BREWSTER	5/3/2009	1,191.00	0.00	1,191.00	0.00	0.00
PWS	36792	Comcast of Houston, LLC	1013304	HARRIS	5/3/2009	4,252.00	0.00	4,252.00	0.00	0.00
PWS	36505	Cardinal Meadows Improvement District	1230020	JEFFERSON	5/3/2009	1,804.00	360.00	1,444.00	0.00	0.00
PWS	36993	HODGES, RICHARD H *	1810188	ORANGE	5/15/2009	0.00	0.00	0.00	0.00	0.00
PWS	36776	Bexar Metropolitan Water District Public Facility Corporation	0150054	BEXAR	5/18/2009	508.00	101.00	407.00	0.00	0.00
PWS	37015	IH 10/FIS Building, L.P.	0150548	BEXAR	5/18/2009	2,665.00	533.00	2,132.00	0.00	0.00
PWS	36871	City of La Ward	1200013	JACKSON	5/18/2009	1,664.00	332.00	1,332.00	0.00	0.00
PWS	36754	Cherokee Independent School District	2060010	SAN SABA	5/18/2009	3,008.00	0.00	3,008.00	0.00	0.00
PWS	30777	Peach Creek Dam & Lake Club	1700064	MONTGOMERY	5/21/2009	1,400.00	1,400.00	0.00	0.00	0.00
PWS	27473	MPR Investments, LLC	1260031	JOHNSON	5/21/2009	13,420.00	0.00	13,420.00	0.00	0.00
PWS	36946	Lake Whitney Resorts, LLC	1090075	HILL	6/1/2009	5,094.00	1,018.00	4,076.00	0.00	0.00
PWS	36845	Federal Bureau of Prisons	0570128	DALLAS	6/1/2009	1,079.00	0.00	1,079.00	0.00	0.00
PWS	34136	City Of Edgewood	2340002	VAN ZANDT	6/1/2009	16,321.00	0.00	0.00	16,321.00	16,321.00
PWS	36923	E. I. du Pont de Nemours and Company	1810114	*MULTIPLE	6/1/2009	3,712.00	0.00	3,712.00	0.00	0.00
PWS	36981	LEONARD, AL	0210062	BRAZOS	6/1/2009	291.00	58.00	233.00	0.00	0.00
PWS	35738	City of Texarkana	0190004	BOWIE	6/1/2009	715.00	0.00	715.00	0.00	0.00
PWS	32826	Swenson WSC	2170002	STONEWALL	6/1/2009	2,250.00	0.00	2,250.00	0.00	0.00
PWS	36813	Marlow Water Supply Corporation	1660014	MILAM	6/1/2009	255.00	51.00	204.00	0.00	0.00
PWS	35620	POPPE, GLORIA ANN *	2350058	VICTORIA	6/7/2009	850.00	0.00	850.00	0.00	0.00

Singles Programs

Appendix 9: List of Administrative Orders Issued FY2009

Date Range Selected : 09/01/2008 - 08/31/2009

PGM	Case No.	Respondent Name	TCEQ ID	County	Order Date	Penalty Assessed	Penalty Deferred	Payable Amount	SEP Cost	SEP Offset
PWS	36057	WATTS, ALLEN	0940029	GUADALUPE	6/7/2009	2,068.00	0.00	2,068.00	0.00	0.00
PWS	35747	RUSSEL, RANDY	0200183	BRAZORIA	6/7/2009	1,010.00	0.00	1,010.00	0.00	0.00
PWS	37133	Sanderson Farms, Inc. (Production Division)	1550141		6/15/2009	525.00	105.00	420.00	0.00	0.00
PWS	37065	City of Groesbeck	1470002	LIMESTONE	6/15/2009	3,378.00	675.00	2,703.00	0.00	0.00
PWS	35003	HUTCHESON, TONY	1520156	LUBBOCK	6/15/2009	2,062.00	0.00	2,062.00	0.00	0.00
PWS	26237	US Dept of Agriculture, Animal and Plant Health Inspection Service	1080075	HIDALGO	6/15/2009	2,850.00	0.00	2,850.00	0.00	0.00
PWS	36593	RICHTER, FRANCISCA	0710050	EL PASO	6/15/2009	383.00	76.00	307.00	0.00	0.00
PWS	36952	City of Hewitt	1550031	MCLENNAN	6/15/2009	5,636.00	1,127.00	4,509.00	0.00	0.00
PWS	37288	City of Stanton	1590001	MARTIN	6/15/2009	975.00	0.00	975.00	0.00	0.00
PWS	36334	ORTIZ, GERARD	0270065	BURNET	6/15/2009	3,906.00	781.00	3,125.00	0.00	0.00
PWS	36993	HODGES, RICHARD H *	1810188	ORANGE	6/26/2009	0.00	0.00	0.00	0.00	0.00
PWS	14128	Moss Lake Water Supply Corporation	0490017	COOKE	7/4/2009	4,453.00	4,305.00	148.00	0.00	0.00
PWS	36172	SULLIVAN, RICHARD	1520247	LUBBOCK	7/5/2009	1,475.00	0.00	1,475.00	0.00	0.00
PWS	36668	BILLINGS, RICHARD	0940085	GUADALUPE	7/5/2009	669.00	0.00	669.00	0.00	0.00
PWS	36058	Cain Addition HomeOwners Association CAHA	1370036	KLEBERG	7/5/2009	1,850.00	0.00	1,850.00	0.00	0.00
PWS	25318	PETTY, DELORIS	0610016	*MULTIPLE	7/5/2009	22,844.00	0.00	22,844.00	0.00	0.00
PWS	37113	Brazos Valley Septic & Water, Inc.	0260021	BURLESON	7/9/2009	735.00	0.00	735.00	0.00	0.00
PWS	37145	Rolling Hills Water Service, Inc.	1110032	HOOD	7/9/2009	355.00	0.00	355.00	0.00	0.00
PWS	37222	Buena Vista WSC	2100032	SHELBY	7/9/2009	1,060.00	212.00	848.00	0.00	0.00
PWS	37027	Post Oak Hill Water Supply Corporation	0260009	BURLESON	7/9/2009	355.00	0.00	355.00	0.00	0.00
PWS	28194	City of McGregor	1550004	MCLENNAN	7/9/2009	10,812.00	0.00	10,812.00	0.00	0.00
PWS	37039	Texas Parks and Wildlife Department	0250003	BROWN	7/9/2009	1,095.00	219.00	876.00	0.00	0.00
PWS	36058	Cain Addition HomeOwners Association CAHA *	1370036	*MULTIPLE	7/16/2009	0.00	0.00	0.00	0.00	0.00
PWS	37192	Bi County WSC	1720013	MORRIS	7/20/2009	575.00	0.00	575.00	0.00	0.00
PWS	27420	City of Laredo	2400001	WEBB	7/20/2009	48,747.00	0.00	0.00	48,747.00	48,747.00
PWS	36106	Lakewood On Lake Conroe Property Owners Association, Inc.	1700661	MONTGOMERY	7/20/2009	318.00	63.00	255.00	0.00	0.00
PWS	37244	City of West Tawakoni	1160012	HUNT	7/20/2009	5,850.00	0.00	5,850.00	0.00	0.00
PWS	37177	Pure Utilities, L.C.	1870149	POLK	7/20/2009	1,996.00	399.00	1,597.00	0.00	0.00
PWS	33490	KL Comfort Park, Ltd.	0140169	BELL	7/20/2009	1,102.00	0.00	1,102.00	0.00	0.00
PWS	37333	LITTLE, LARRY G		DICKENS	7/20/2009	718.00	143.00	575.00	0.00	0.00
PWS	37160	Rodell Water System, Inc.	1450032	LEON	7/20/2009	1,909.00	381.00	1,528.00	0.00	0.00
PWS	37351	City of Cisco	0670001	EASTLAND	7/20/2009	1,050.00	0.00	1,050.00	0.00	0.00
PWS	37134	NEW HORIZONS RANCH AND CENTER INC	1670009	MILLS	7/20/2009	1,005.00	0.00	1,005.00	0.00	0.00
PWS	27347	Trent Water Works, Inc.	0200041	BRAZORIA	7/20/2009	1,275.00	0.00	1,275.00	0.00	0.00
PWS	37188	Combined Consumers Special Utility District	1160052	HUNT	7/20/2009	720.00	0.00	720.00	0.00	0.00

Singles Programs

Appendix 9: List of Administrative Orders Issued FY2009

Date Range Selected : 09/01/2008 - 08/31/2009

PGM	Case No.	Respondent Name	TCEQ ID	County	Order Date	Penalty Assessed	Penalty Deferred	Payable Amount	SEP Cost	SEP Offset
PWS	36918	Child INC.	0160015	BLANCO	7/20/2009	2,168.00	433.00	1,735.00	0.00	0.00
PWS	34348	WALKER, PAT	1870084	POLK	7/29/2009	3,196.00	0.00	3,196.00	0.00	0.00
PWS	35993	REEVES, CLARENCE A	0490041	COOKE	7/29/2009	3,117.00	0.00	3,117.00	0.00	0.00
PWS	36811	AMK Enterprises, LLC	0150363	BEXAR	7/29/2009	4,867.00	0.00	4,867.00	0.00	0.00
PWS	36307	GRIMES, TILLIE	2350061	VICTORIA	7/29/2009	3,350.00	0.00	3,350.00	0.00	0.00
PWS	35917	Red Rock Wsc	0610113	DENTON	7/29/2009	624.00	0.00	624.00	0.00	0.00
PWS	33542	BARNETT, VICKY	0340071	CASS	7/29/2009	9,067.00	0.00	9,067.00	0.00	0.00
PWS	36170	LIMAS, LEROY LEONARD	0710158	EL PASO	7/29/2009	598.00	0.00	598.00	0.00	0.00
PWS	28010	Bosque Basin Water Supply Corporation	1550074	MCLENNAN	8/9/2009	1,573.00	0.00	1,573.00	0.00	0.00
PWS	36035	HORVATH, SHAWN M	0610243	DENTON	8/9/2009	5,133.00	0.00	5,133.00	0.00	0.00
PWS	36659	YOUNG, JOHN R	1010520	HARRIS	8/9/2009	754.00	0.00	754.00	0.00	0.00
PWS	35264	WINSTEAD, DARRYL	2460046	WILLIAMSON	8/10/2009	0.00	0.00	0.00	0.00	0.00
PWS	36594	City of Wolfe City	1160005	HUNT	8/23/2009	1,797.00	359.00	1,438.00	0.00	0.00
PWS	35916	Copperas Cove MHC, LLC	0500043	CORYELL	8/23/2009	90.00	18.00	72.00	0.00	0.00
PWS	34625	Roofing Supply Inc.	1013215	HARRIS	8/23/2009	157.00	0.00	157.00	0.00	0.00
PWS	34791	FENOGLIO, DAVID A	1690007	MONTAGUE	8/23/2009	10,210.00	0.00	10,210.00	0.00	0.00
PWS	37136	Maverick County	1620003	MAVERICK	8/23/2009	2,652.00	0.00	0.00	2,652.00	2,652.00
PWS	31699	City of La Joya	1080213	HIDALGO	8/23/2009	2,511.00	0.00	2,511.00	0.00	0.00
PWS	37206	City of Del Rio	2330001	*MULTIPLE	8/23/2009	2,992.00	598.00	2,394.00	0.00	0.00
PWS	37345	North San Saba Wsc	2060003	SAN SABA	8/23/2009	1,274.00	254.00	1,020.00	0.00	0.00
PWS	37265	City of Eagle Pass Water Works System	1620001	MAVERICK	8/23/2009	6,466.00	0.00	6,466.00	0.00	0.00
PWS	37427	City of Bogata	1940001	RED RIVER	8/23/2009	1,050.00	210.00	840.00	0.00	0.00
PWS	37389	1404 Blaketree, L.P.	1700784	MONTGOMERY	8/31/2009	4,578.00	915.00	3,663.00	0.00	0.00
PWS	36961	RINKER, JUDY *	0460128	COMAL	8/31/2009	2,052.00	0.00	2,052.00	0.00	0.00
PWS	34151	Lewis Blessing, L.P.	2460031	WILLIAMSON	8/31/2009	1,656.00	0.00	1,656.00	0.00	0.00
PWS	35915	HALL, DARRELL	0930063	GRIMES	8/31/2009	6,885.00	1,377.00	5,508.00	0.00	0.00
PWS	37037	Longhorn Mobile Home Community Ltd.	1010587	HARRIS	8/31/2009	4,212.00	0.00	4,212.00	0.00	0.00
PWS	36839	BIRD, LEO	0030006	ANGELINA	8/31/2009	354.00	0.00	354.00	0.00	0.00
PWS	36179	Royal Oak Water System Inc	1330013	KERR	8/31/2009	3,893.00	778.00	3,115.00	0.00	0.00
PWS	37029	Amistad Lake Developments, Inc.	2330015	VAL VERDE	8/31/2009	1,801.00	0.00	1,801.00	0.00	0.00
PWS	25076	City of Queen City	WQ0011225001	CASS	8/31/2009	745.00	0.00	745.00	0.00	0.00
PWS	35440	Shore-Tech, Inc.	0840229	GALVESTON	8/31/2009	352.00	0.00	352.00	0.00	0.00
PWS	36755	GUZMAN, HECTOR	1460047	LIBERTY	8/31/2009	7,872.00	0.00	7,872.00	0.00	0.00
Subtotal for PWS : 210						619,071.00	69,734.00	455,390.00	93,947.00	93,947.00
WATE RIGHT	35786	Chesapeake Energy Marketing, Inc.		TARRANT	9/22/2008	575.00	115.00	460.00	0.00	0.00
WATE RIGHT	36177	Chisholm Operating, INC.		RUNNELS	10/6/2008	350.00	0.00	350.00	0.00	0.00
WATE RIGHT	36176	Starr County		STARR	10/6/2008	350.00	0.00	350.00	0.00	0.00

Singles Programs

Appendix 9: List of Administrative Orders Issued FY2009

Date Range Selected : 09/01/2008 - 08/31/2009

PGM	Case No.	Respondent Name	TCEQ ID	County	Order Date	Penalty Assessed	Penalty Deferred	Payable Amount	SEP Cost	SEP Offset
WATE RIGHT	36195	EnCana Oil & Gas (USA) Inc.		TARRANT	10/6/2008	350.00	0.00	350.00	0.00	0.00
WATE RIGHT	35391	The Golf Club at Circle C, LP	WRPERM 5852	TRAVIS	10/23/2008	10,000.00	2,000.00	8,000.00	0.00	0.00
WATE RIGHT	35966	Chesapeake Energy Marketing, Inc.		JOHNSON	11/6/2008	1,711.00	342.00	1,369.00	0.00	0.00
WATE RIGHT	36380	Range Resources Corporation		PARKER	12/4/2008	350.00	0.00	350.00	0.00	0.00
WATE RIGHT	36569	FLAT ROCK MINERALS LLC		UPSHUR	12/20/2008	875.00	0.00	875.00	0.00	0.00
WATE RIGHT	36595	Wagner & Brown, Ltd.		HARRISON	2/22/2009	575.00	115.00	460.00	0.00	0.00
WATE RIGHT	36779	Steve Simpson & Associates, Inc.		SABINE	5/3/2009	350.00	0.00	350.00	0.00	0.00
WATE RIGHT	36965	Quicksilver Resources Inc.		TARRANT	5/18/2009	700.00	140.00	560.00	0.00	0.00
WATE RIGHT	37356	Eberle Materials, Inc.		HIDALGO	7/9/2009	350.00	0.00	350.00	0.00	0.00
WATE RIGHT	35541	Sonntag Materials, Inc.		HOOD	7/29/2009	1,875.00	0.00	1,875.00	0.00	0.00
WATE RIGHT	36601	Gulf Colorado & San Saba Railway Corporation		LAMPASAS	7/29/2009	2,000.00	0.00	2,000.00	0.00	0.00
WATE RIGHT	37511	Sand Hill Foundation, LLC		SHELBY	8/23/2009	350.00	0.00	350.00	0.00	0.00
WATE RIGHT	37594	Brystar Contracting, Inc.		JEFFERSON	8/31/2009	350.00	0.00	350.00	0.00	0.00
WATE RIGHT	37360	Stallion Oilfield Services Ltd.		TARRANT	8/31/2009	575.00	115.00	460.00	0.00	0.00
Subtotal for WATERIGHT : 17						21,686.00	2,827.00	18,859.00	0.00	0.00
WQ	35679	Weatherford Brothers		TOM GREEN	9/22/2008	1,050.00	210.00	840.00	0.00	0.00
WQ	35355	Harris County	TX0083526	HARRIS	9/22/2008	6,490.00	1,298.00	0.00	5,192.00	5,192.00
WQ	35643	Troy T. Hunt Management Corporation	TXR15EC72	MIDLAND	9/22/2008	1,650.00	330.00	1,320.00	0.00	0.00
WQ	35606	DRENNAN DAY CUSTOM HOMES INC.		WILLIAMSON	9/22/2008	26,000.00	5,200.00	20,800.00	0.00	0.00
WQ	35287	City of Blooming Grove	TX0075418	NAVARRO	9/22/2008	6,402.00	1,280.00	5,122.00	0.00	0.00
WQ	35703	Bruni Rural Water Supply Corporation	WQ0013924001	WEBB	9/22/2008	210.00	42.00	168.00	0.00	0.00
WQ	35694	City of Maud	WQ0014025001	BOWIE	9/22/2008	9,400.00	1,880.00	0.00	7,520.00	7,520.00
WQ	35353	CRVC Via Bayou, LLC	WQ0014326001	GALVESTON	9/22/2008	20,660.00	4,132.00	16,528.00	0.00	0.00
WQ	35376	City of Roxton	WQ0010204001	LAMAR	9/22/2008	12,595.00	2,519.00	10,076.00	0.00	0.00
WQ	35774	GONZALEZ, MR		PECOS	9/22/2008	1,050.00	210.00	840.00	0.00	0.00
WQ	25471	Chilton Water Supply and Sewer Service Corporation	TPDES0053520	FALLS	9/22/2008	22,750.00	19,150.00	3,600.00	0.00	0.00
WQ	35322	Homes Unique, Inc.	TXR15FI04	MIDLAND	9/22/2008	1,425.00	285.00	1,140.00	0.00	0.00
WQ	35717	284 San Gabriel, L.L.C.	TXR15JT41	BURNET	9/22/2008	750.00	150.00	600.00	0.00	0.00
WQ	35101	North Texas Municipal Water District	WQ0010363001	*MULTIPLE	9/22/2008	58,475.00	11,695.00	0.00	46,780.00	46,780.00
WQ	35563	Oxbow Carbon & Minerals LLC	WQ0002670000	GALVESTON	9/22/2008	4,030.00	806.00	1,612.00	1,612.00	1,612.00

Singles Programs

Appendix 9: List of Administrative Orders Issued FY2009

Date Range Selected : 09/01/2008 - 08/31/2009

PGM	Case No.	Respondent Name	TCEQ ID	County	Order Date	Penalty Assessed	Penalty Deferred	Payable Amount	SEP Cost	SEP Offset
WQ	33739	R & S Concrete, LLC	TXG110601	FORT BEND	9/22/2008	4,560.00	0.00	4,560.00	0.00	0.00
WQ	35637	Apple Springs Independent School District	WQ0014086001	TRINITY	9/22/2008	4,500.00	900.00	0.00	3,600.00	3,600.00
WQ	35473	Columbia-Brazoria Independent School District	WQ0012103001	BRAZORIA	9/22/2008	8,640.00	1,728.00	6,912.00	0.00	0.00
WQ	34926	Shirley Creek Marina, Inc.	TX0054224	NACOGDOCHES	9/22/2008	13,338.00	2,668.00	10,670.00	0.00	0.00
WQ	27387	The Meadows at Quail Run GP, LLC	130100082	WILSON	9/22/2008	27,300.00	0.00	27,300.00	0.00	0.00
WQ	35517	Fernco Development, Ltd. *	TX0075841	HARRIS	9/22/2008	15,080.00	3,016.00	12,064.00	0.00	0.00
WQ	35734	Safety-Kleen Systems, Inc.	WQ0004336000	DENTON	9/22/2008	4,070.00	814.00	3,256.00	0.00	0.00
WQ	36012	City of Tyler	WQ0010653002	SMITH	10/6/2008	700.00	0.00	700.00	0.00	0.00
WQ	35491	San Antonio Water System	WQ0010137004	BEXAR	10/6/2008	7,400.00	1,480.00	5,920.00	0.00	0.00
WQ	35475	Gulf Coast Waste Disposal Authority	WQ0011571001	HARRIS	10/6/2008	7,810.00	1,562.00	0.00	6,248.00	6,248.00
WQ	35726	First Texas Homes, Inc.	TXR15JT59	DENTON	10/6/2008	700.00	0.00	700.00	0.00	0.00
WQ	35778	KAMARY DEVELOPMENT LTD	13-07120301	BEXAR	10/6/2008	14,625.00	2,925.00	11,700.00	0.00	0.00
WQ	34107	J.W. Garrett & Son, Inc.		JEFFERSON	10/6/2008	4,200.00	0.00	4,200.00	0.00	0.00
WQ	36015	The Card Group, Inc.	TXR15KF80	ANGELINA	10/6/2008	700.00	0.00	700.00	0.00	0.00
WQ	36011	City of Wichita Falls		WICHITA	10/6/2008	700.00	0.00	700.00	0.00	0.00
WQ	35883	REDDING, ALBERT B		CALHOUN	10/6/2008	210.00	0.00	210.00	0.00	0.00
WQ	35724	First Texas Homes, Inc.	TXR15JT46	TARRANT	10/6/2008	700.00	0.00	700.00	0.00	0.00
WQ	35884	Milk Transport Services, L.P.	TXR05X363	LUBBOCK	10/6/2008	700.00	0.00	700.00	0.00	0.00
WQ	35312	Lankford Construction, L.L.C.	TXR15IF07	NACOGDOCHES	10/6/2008	4,200.00	840.00	3,360.00	0.00	0.00
WQ	36013	Seven Points Sand & Gravel, Inc.	TXR05X093	NAVARRO	10/6/2008	700.00	0.00	700.00	0.00	0.00
WQ	36016	City of Carthage	TXR05X218	PANOLA	10/6/2008	700.00	0.00	700.00	0.00	0.00
WQ	35690	City of McGregor	WQ0010219002	MCLENNAN	10/6/2008	3,507.00	701.00	2,806.00	0.00	0.00
WQ	35587	First Texas Homes, Inc.		COLLIN	10/6/2008	700.00	0.00	700.00	0.00	0.00
WQ	35553	Sentinel Transportation Company	TXR05X038	WICHITA	10/6/2008	700.00	0.00	700.00	0.00	0.00
WQ	35538	Teen Challenge of Texas	WQ0011689001	NUECES	10/6/2008	5,080.00	0.00	5,080.00	0.00	0.00
WQ	35307	SandRidge Energy, Inc.		PECOS	10/6/2008	700.00	0.00	700.00	0.00	0.00
WQ	36196	Hal Jones Development, LLC	TXR15KR69	ARANSAS	10/6/2008	700.00	0.00	700.00	0.00	0.00
WQ	36014	City of Wichita Falls		WICHITA	10/6/2008	700.00	0.00	700.00	0.00	0.00
WQ	32513	Bruce's, Inc.		JASPER	10/8/2008	3,950.00	0.00	3,950.00	0.00	0.00
WQ	35769	Aero Greensmor, LP	TX0081388	HARRIS	10/23/2008	5,100.00	1,020.00	4,080.00	0.00	0.00
WQ	35452	Mammoet USA, Inc.	TXR05W048	BRAZORIA	10/23/2008	6,160.00	1,232.00	4,928.00	0.00	0.00
WQ	35788	American Commodities, Inc.	TXR05X381	WEBB	10/23/2008	1,800.00	360.00	1,440.00	0.00	0.00
WQ	27015	City of Joaquin	WQ0012718001	SHELBY	10/23/2008	92,040.00	18,408.00	0.00	73,632.00	73,632.00
WQ	21143	City of Haskell	TXR05O585	HASKELL	10/23/2008	6,300.00	0.00	0.00	6,300.00	6,300.00
WQ	35596	City of Corpus Christi	TX0047082	NUECES	10/23/2008	18,180.00	3,636.00	0.00	14,544.00	14,544.00
WQ	7767	Southwood Estates, Inc.	WQ0012780001	BRAZORIA	10/23/2008	31,350.00	0.00	31,350.00	0.00	0.00
WQ	35865	TXI Operations, LP	TXG110184	DALLAS	10/23/2008	4,950.00	990.00	3,960.00	0.00	0.00
WQ	25315	Mason Ready Mix, Inc.	R08ST0061	MASON	10/23/2008	6,000.00	0.00	6,000.00	0.00	0.00

Singles Programs

Appendix 9: List of Administrative Orders Issued FY2009

Date Range Selected : 09/01/2008 - 08/31/2009

PGM	Case No.	Respondent Name	TCEQ ID	County	Order Date	Penalty Assessed	Penalty Deferred	Payable Amount	SEP Cost	SEP Offset
WQ	35825	Houston Oaks Golf Management Company, L.P.	WQ0012402001	WALLER	10/23/2008	3,120.00	624.00	2,496.00	0.00	0.00
WQ	18892	Fort Worth Excavating, Inc.	TXR05R611	TARRANT	10/23/2008	3,210.00	0.00	3,210.00	0.00	0.00
WQ	35599	CastleRock Communities, L.P.		MONTGOMERY	10/23/2008	1,800.00	360.00	1,440.00	0.00	0.00
WQ	17870	City of Springtown	TPDES0032646	PARKER	10/23/2008	6,420.00	0.00	0.00	6,420.00	6,420.00
WQ	27886	American Golf Corporation *	0610306	DENTON	10/23/2008	2,200.00	0.00	2,200.00	0.00	0.00
WQ	35837	Montgomery County MUD 83	WQ0014482001	MONTGOMERY	10/23/2008	2,300.00	460.00	1,840.00	0.00	0.00
WQ	22423	Fincher Bros., Inc.		TARRANT	10/23/2008	7,350.00	0.00	7,350.00	0.00	0.00
WQ	35608	Dessau Fountains Estates, L.L.C.	TX0093173	TRAVIS	10/23/2008	31,500.00	0.00	31,500.00	0.00	0.00
WQ	12584	City of Nacogdoches	WQ0010342004	NACOGDOCHES	10/23/2008	15,975.00	0.00	0.00	15,975.00	15,975.00
WQ	2754	PERRY, BOB		VAL VERDE	10/23/2008	4,200.00	0.00	4,200.00	0.00	0.00
WQ	35438	BAKER, MAMIE DELL	WQ0014467001	HARRISON	10/23/2008	11,660.00	2,332.00	9,328.00	0.00	0.00
WQ	35564	Melrose Construction, Inc.		SOMERVELL	10/23/2008	1,500.00	300.00	1,200.00	0.00	0.00
WQ	35032	Veolia ES Technical Solutions, L.L.C.	WQ0002417000	JEFFERSON	10/23/2008	7,320.00	0.00	3,660.00	3,660.00	3,660.00
WQ	35008	City of Pasadena	TPDES0117528	HARRIS	10/23/2008	31,620.00	6,324.00	0.00	25,296.00	25,296.00
WQ	36379	L H Lacy Co Ltd	TXR15GC89	COLLIN	11/6/2008	700.00	0.00	700.00	0.00	0.00
WQ	35664	City of Bishop	TX0023019	NUECES	11/6/2008	6,000.00	1,200.00	0.00	4,800.00	4,800.00
WQ	35661	Pete Terrazas		PECOS	11/6/2008	1,050.00	210.00	840.00	0.00	0.00
WQ	35765	Texas Petrochemicals LP	TX0087254	HARRIS	11/6/2008	17,213.00	3,442.00	6,886.00	6,885.00	6,885.00
WQ	35719	City of Weatherford	TPDES0047724	PARKER	11/6/2008	3,050.00	610.00	0.00	2,440.00	2,440.00
WQ	35400	Harris County Water Control and Improvement District 89	WQ0012939001	HARRIS	11/6/2008	18,000.00	0.00	18,000.00	0.00	0.00
WQ	34449	City of Plano		COLLIN	11/6/2008	11,250.00	0.00	0.00	11,250.00	11,250.00
WQ	35613	Harris County Fresh Water Supply District 1A	TX0026913000	HARRIS	11/6/2008	3,150.00	630.00	0.00	2,520.00	2,520.00
WQ	35794	Archdiocese of San Antonio	13-99122001	BEXAR	11/6/2008	750.00	150.00	600.00	0.00	0.00
WQ	35910	Northwest Harris County Municipal Utility District 5	TX0072346	HARRIS	11/6/2008	4,320.00	864.00	3,456.00	0.00	0.00
WQ	33143	Advantage Asphalt Products, Ltd.	TXR05R223	ARMSTRONG	11/6/2008	2,205.00	0.00	2,205.00	0.00	0.00
WQ	36451	GILLISPIE, KENNETH LOUIS		KAUFMAN	11/6/2008	175.00	0.00	175.00	0.00	0.00
WQ	35857	ALLEN, JAMES LEWIS	WQ0014746001	HARRISON	11/6/2008	2,440.00	488.00	976.00	976.00	976.00
WQ	26298	LAURA STRAWBRIDGE		YOUNG	11/12/2008	2,100.00	0.00	2,100.00	0.00	0.00
WQ	35859	EAST CEDAR CREEK FWSD	TX0074861	HENDERSON	11/17/2008	5,370.00	1,074.00	0.00	4,296.00	4,296.00
WQ	34795	CITY OF HENRIETTA	TX0022314	CLAY	11/17/2008	18,700.00	0.00	18,700.00	0.00	0.00
WQ	36374	Thurman Woodle Investments, LLC	TXR15KJ36	PARKER	11/17/2008	700.00	0.00	700.00	0.00	0.00
WQ	35978	Montgomery County Municipal Utility District No. 24	TX0071412	MONTGOMERY	11/17/2008	1,400.00	280.00	1,120.00	0.00	0.00
WQ	35415	City of Normangee	TPDES0027448	LEON	11/17/2008	44,315.00	37,665.00	6,650.00	0.00	0.00
WQ	34721	Village of Wimberly *	WQ0013321001	HAYS	11/17/2008	8,000.00	1,600.00	0.00	6,400.00	6,400.00
WQ	35660	MUNIZ, EMMA *		ECTOR	11/17/2008	1,050.00	210.00	840.00	0.00	0.00

Singles Programs

Appendix 9: List of Administrative Orders Issued FY2009

Date Range Selected : 09/01/2008 - 08/31/2009

PGM	Case No.	Respondent Name	TCEQ ID	County	Order Date	Penalty Assessed	Penalty Deferred	Payable Amount	SEP Cost	SEP Offset
WQ	34299	MORRIS, LEONARD		PALO PINTO	11/26/2008	5,000.00	0.00	5,000.00	0.00	0.00
WQ	35647	Kendall County Water Control and Improvement District No. 1	WQ0010414001	KENDALL	12/4/2008	6,960.00	1,392.00	5,568.00	0.00	0.00
WQ	35461	City of Bellevue	WQ0011235001	CLAY	12/4/2008	20,100.00	4,020.00	16,080.00	0.00	0.00
WQ	35829	City of Huntsville	WQ0010781004	WALKER	12/4/2008	8,675.00	1,735.00	0.00	6,940.00	6,940.00
WQ	35990	Nash Trucking & Construction, Ltd.	TXR05W759	UPSHUR	12/4/2008	9,368.00	1,873.00	3,748.00	3,747.00	3,747.00
WQ	36453	W.M. Group LP		SAN JACINTO	12/4/2008	700.00	0.00	700.00	0.00	0.00
WQ	35720	City of Groesbeck	TX0117587	LIMESTONE	12/4/2008	6,800.00	1,360.00	0.00	5,440.00	5,440.00
WQ	36376	City of Dallas Park and Recreation Department		DALLAS	12/4/2008	700.00	0.00	700.00	0.00	0.00
WQ	35642	City of Walnut Springs	WQ0013436001	BOSQUE	12/4/2008	1,250.00	250.00	0.00	1,000.00	1,000.00
WQ	35801	Micobe, Inc.		CORYELL	12/4/2008	2,100.00	420.00	1,680.00	0.00	0.00
WQ	35775	City of Burkburnett	WQ0010002001	WICHITA	12/4/2008	23,800.00	0.00	0.00	23,800.00	23,800.00
WQ	35792	Shell Chemical LP *	WQ0001853000	HARRIS	12/4/2008	4,830.00	966.00	1,932.00	1,932.00	1,932.00
WQ	35906	Aqua Utilities, Inc. dba Aqua Texas, Inc.	WQ0013293001	HAYS	12/4/2008	5,850.00	1,170.00	4,680.00	0.00	0.00
WQ	33047	City of Oakwood	TPDES0116173	LEON	12/4/2008	15,402.00	3,080.00	12,322.00	0.00	0.00
WQ	36102	City of Keene	WQ0010611002	JOHNSON	12/4/2008	5,280.00	1,056.00	4,224.00	0.00	0.00
WQ	35853	Smith & Coffman, Ltd.	TXG830129	SMITH	12/4/2008	11,503.00	2,300.00	9,203.00	0.00	0.00
WQ	35942	Northwest Harris County Municipal Utility District 20	TX0081337	HARRIS	12/4/2008	9,525.00	1,905.00	0.00	7,620.00	7,620.00
WQ	36082	Cliff Lewis Custom Homes, LLC	TXR15KE99	DENTON	12/4/2008	800.00	160.00	640.00	0.00	0.00
WQ	35800	Weatherford 202, LLP		PARKER	12/4/2008	2,850.00	570.00	2,280.00	0.00	0.00
WQ	35911	City of Windthorst	WQ0011399001	ARCHER	12/4/2008	6,000.00	1,200.00	4,800.00	0.00	0.00
WQ	35518	ROTTER, ROBERT		HAYS	12/4/2008	13,260.00	2,652.00	10,608.00	0.00	0.00
WQ	25924	Lutenbaker-Coleman, Ltd.	TXG110311	WISE	12/20/2008	5,945.00	0.00	5,945.00	0.00	0.00
WQ	29871	C.L. Castillo Builders, Inc.	TXR15CZ08	HUNT	12/20/2008	1,800.00	0.00	1,800.00	0.00	0.00
WQ	35802	Holy Trinity Episcopal School of Greater Houston Inc.	TX0125326	HARRIS	12/20/2008	4,500.00	900.00	3,600.00	0.00	0.00
WQ	35436	City of Humble	WQ0010763002	HARRIS	12/20/2008	6,500.00	1,300.00	0.00	5,200.00	5,200.00
WQ	36542	Trademark Homes, Inc.	TXR15LT30	BEXAR	12/20/2008	700.00	0.00	700.00	0.00	0.00
WQ	35522	Dripping Springs Independent School District	WQ0013748002	HAYS	12/20/2008	9,450.00	1,890.00	0.00	7,560.00	7,560.00
WQ	35808	Cobra Stone, Inc.	11-08043006	WILLIAMSON	12/20/2008	39,000.00	7,800.00	31,200.00	0.00	0.00
WQ	36608	SMITH, LARRY	TXR15Q731	SOMERVELL	1/30/2009	700.00	0.00	700.00	0.00	0.00
WQ	35945	RACE 4 TIME, INC.		LIPSCOMB	1/30/2009	6,000.00	1,200.00	4,800.00	0.00	0.00
WQ	35896	TXI Operations, LP	TXG110631	*MULTIPLE	1/30/2009	3,566.00	713.00	2,853.00	0.00	0.00
WQ	35940	Clover Creek Mud	TX0097969	MONTGOMERY	1/30/2009	2,700.00	540.00	2,160.00	0.00	0.00
WQ	36030	City of Mount Pleasant	WQ0010575004	TITUS	1/30/2009	9,500.00	1,900.00	0.00	7,600.00	7,600.00
WQ	36059	THE SALVATION ARMY	WQ0013904001	ELLIS	1/30/2009	4,085.00	817.00	3,268.00	0.00	0.00
WQ	35930	LAMBERTI USA, INCORPORATED	WQ0002469000	WHARTON	1/30/2009	80,507.00	16,101.00	64,406.00	0.00	0.00
WQ	36219	Standley Feed & Seed, Inc.		MADISON	1/30/2009	7,500.00	1,500.00	6,000.00	0.00	0.00

Singles Programs

Appendix 9: List of Administrative Orders Issued FY2009

Date Range Selected : 09/01/2008 - 08/31/2009

PGM	Case No.	Respondent Name	TCEQ ID	County	Order Date	Penalty Assessed	Penalty Deferred	Payable Amount	SEP Cost	SEP Offset
WQ	29041	DURHAM, ROBERT		*MULTIPLE	1/30/2009	2,040.00	0.00	2,040.00	0.00	0.00
WQ	36340	Ross Construction, Inc.	TXR15KQ19	TRAVIS	1/30/2009	1,500.00	300.00	1,200.00	0.00	0.00
WQ	35835	City of Pflugerville	WQ0011845002	TRAVIS	1/30/2009	10,300.00	2,060.00	0.00	8,240.00	8,240.00
WQ	36606	FLAT ROCK MINERALS LLC	TXR05X737	UPSHUR	1/30/2009	700.00	0.00	700.00	0.00	0.00
WQ	35988	Texas Department of Transportation	WQ0011959001	*MULTIPLE	1/30/2009	10,345.00	2,069.00	0.00	8,276.00	8,276.00
WQ	36192	NEW WEST CONSTRUCTION LLC		ELLIS	2/8/2009	5,113.00	1,022.00	4,091.00	0.00	0.00
WQ	36128	HYDER, SYED N	WQ0011778001	BRAZOS	2/8/2009	43,993.00	8,798.00	35,195.00	0.00	0.00
WQ	36242	1977 Kindred II, L.P.	TX0075078	HARRIS	2/8/2009	3,750.00	750.00	3,000.00	0.00	0.00
WQ	35939	TIN Inc.	WQ0001185000	ORANGE	2/8/2009	28,860.00	5,772.00	11,544.00	11,544.00	11,544.00
WQ	36056	Central Texas Water Supply Corporation	0140161	BELL	2/8/2009	4,250.00	0.00	0.00	4,250.00	4,250.00
WQ	35986	Campbell Soup Supply Company L.L.C.	WQ0001012000	LAMAR	2/8/2009	3,480.00	696.00	2,784.00	0.00	0.00
WQ	36852	Image Homes, Ltd.	TXR15MT25	BEXAR	2/8/2009	700.00	0.00	700.00	0.00	0.00
WQ	36805	Red River Biodiesel, Ltd.	TXR05X886	BOWIE	2/8/2009	700.00	0.00	700.00	0.00	0.00
WQ	36060	Harris County	WQ0010932001	HARRIS	2/8/2009	3,340.00	668.00	0.00	2,672.00	2,672.00
WQ	35681	City of Orange	WQ0010626001	ORANGE	2/8/2009	58,555.00	11,711.00	0.00	46,844.00	46,844.00
WQ	36251	City of Byers	WQ0010890001	CLAY	2/8/2009	11,500.00	2,300.00	9,200.00	0.00	0.00
WQ	35953	Harris County Municipal Utility District 82	TX0071528	HARRIS	2/8/2009	3,525.00	705.00	2,820.00	0.00	0.00
WQ	36294	IH 10 LOOP 1604 PARTNERS LTD	13-08042502	BEXAR	2/8/2009	10,500.00	2,100.00	8,400.00	0.00	0.00
WQ	36397	South Fort Worth RV Ranch, LLC	WQ0014680001	JOHNSON	2/22/2009	3,870.00	774.00	3,096.00	0.00	0.00
WQ	35532	SMITH, WILLIAM DONALD	TX0090735	HARRIS	2/22/2009	20,800.00	4,160.00	16,640.00	0.00	0.00
WQ	36552	Endeavour, Inc.		PARKER	2/22/2009	700.00	0.00	700.00	0.00	0.00
WQ	36416	City of Willow Park	WQ0013759001	PARKER	2/22/2009	2,800.00	0.00	2,800.00	0.00	0.00
WQ	36426	City of Kerrville	TX0047333	KERR	2/22/2009	12,300.00	2,460.00	0.00	9,840.00	9,840.00
WQ	36808	SR Denton 2181, LLC	TXR15MP81	DENTON	2/22/2009	700.00	0.00	700.00	0.00	0.00
WQ	36662	City of Elkhart	TX0022578	ANDERSON	2/22/2009	8,720.00	1,744.00	6,976.00	0.00	0.00
WQ	36541	Encino Developers, Inc.	TXR15LS07	TOM GREEN	2/22/2009	700.00	0.00	700.00	0.00	0.00
WQ	36681	City of Shiner	WQ0010280001	LAVACA	2/22/2009	2,440.00	488.00	1,952.00	0.00	0.00
WQ	36151	Metroplex Quarry's Inc.	WQ0004820000	PALO PINTO	2/22/2009	14,311.00	2,862.00	5,725.00	5,724.00	5,724.00
WQ	34947	Dr. Gobbler, Ltd.	TXR05S883	BOSQUE	2/22/2009	1,575.00	315.00	1,260.00	0.00	0.00
WQ	36121	Hereford Highway Properties, Ltd.	TXR15EK73	RANDALL	2/22/2009	5,600.00	1,120.00	4,480.00	0.00	0.00
WQ	36027	GM TRUCKS & EQUIPMENT, INC.	TXR05P185	WEBB	2/22/2009	16,200.00	3,240.00	12,960.00	0.00	0.00
WQ	36098	Austwell Aqua Farm, Inc.	TX0115002	REFUGIO	3/12/2009	1,270.00	254.00	1,016.00	0.00	0.00
WQ	33523	City of Port Arthur	WQ0010364010	JEFFERSON	3/12/2009	13,860.00	2,772.00	0.00	11,088.00	11,088.00
WQ	35104	Carotex, Inc.	WQ0001674000	JEFFERSON	3/12/2009	9,800.00	1,960.00	3,920.00	3,920.00	3,920.00
WQ	35663	A.K. Interests-Hunterwood, L.P.	TX0027332	HARRIS	3/12/2009	2,834.00	566.00	2,268.00	0.00	0.00
WQ	36458	City of Hallsville	TX0026921	HARRISON	3/12/2009	4,780.00	0.00	4,780.00	0.00	0.00
WQ	36293	City of Riesel	WQ0011015001	MCLENNAN	3/12/2009	1,950.00	390.00	1,560.00	0.00	0.00
WQ	36490	Altivia Corporation	TX0116076	HARRIS	3/12/2009	5,350.00	1,070.00	4,280.00	0.00	0.00

Singles Programs

Appendix 9: List of Administrative Orders Issued FY2009

Date Range Selected : 09/01/2008 - 08/31/2009

PGM	Case No.	Respondent Name	TCEQ ID	County	Order Date	Penalty Assessed	Penalty Deferred	Payable Amount	SEP Cost	SEP Offset
WQ	36153	SILO ROAD PARTNERS LTD		COLLIN	3/12/2009	1,500.00	300.00	1,200.00	0.00	0.00
WQ	36549	Larry Oates Construction Company		ARANSAS	3/12/2009	700.00	0.00	700.00	0.00	0.00
WQ	36684	HCN Management, LLC	TXR15IX45	CORYELL	3/12/2009	1,050.00	210.00	840.00	0.00	0.00
WQ	36496	Toll Bros., Inc.	TXR15BX03	TRAVIS	3/12/2009	4,000.00	800.00	3,200.00	0.00	0.00
WQ	34336	ICI Construction, Inc.	TXR15T154	SMITH	3/12/2009	17,000.00	0.00	17,000.00	0.00	0.00
WQ	36551	Cornerbrook Construction, L.P.	TXR15MA14	GALVESTON	3/23/2009	700.00	0.00	700.00	0.00	0.00
WQ	36452	Edge Concepts, LLC	TXR15KP54	RANDALL	3/23/2009	700.00	0.00	700.00	0.00	0.00
WQ	36820	Mira Vista, Inc.	TXR15S820	TAYLOR	3/23/2009	2,000.00	400.00	1,600.00	0.00	0.00
WQ	36741	Avalon Water Supply And Sewer Service Corporation	WQ0013981001	ELLIS	3/23/2009	9,950.00	1,990.00	7,960.00	0.00	0.00
WQ	35822	Timpson Rural Water Supply Corporation	2100410	SHELBY	3/23/2009	570.00	114.00	456.00	0.00	0.00
WQ	36604	Jordan Paving Corporation		TAYLOR	3/23/2009	700.00	0.00	700.00	0.00	0.00
WQ	36572	PARADISE MANUFACTURING COMPANY, INC.	TXRNEV868	POTTER	3/23/2009	700.00	0.00	700.00	0.00	0.00
WQ	36531	RIDGECREST, INC.	TXR15LP16	TOM GREEN	3/23/2009	700.00	0.00	700.00	0.00	0.00
WQ	36673	City of Groesbeck	WQ0010182001	LIMESTONE	3/23/2009	2,580.00	516.00	0.00	2,064.00	2,064.00
WQ	36329	West Hardin County Consolidated Independent School District	WQ0011274001	HARDIN	3/23/2009	9,579.00	1,915.00	7,664.00	0.00	0.00
WQ	36786	E. E. Hood & Sons, Inc.	13-08051501	UVALDE	3/23/2009	33,750.00	6,750.00	27,000.00	0.00	0.00
WQ	36766	Texas Department of Transportation	WQ0012024001	VICTORIA	3/23/2009	6,380.00	1,276.00	0.00	5,104.00	5,104.00
WQ	36415	City of Gatesville	WQ0010176002	CORYELL	3/23/2009	23,000.00	0.00	0.00	23,000.00	23,000.00
WQ	33019	Town of Mustang	TPDES0125199	NAVARRO	3/23/2009	20,000.00	0.00	20,000.00	0.00	0.00
WQ	36784	City of Bridgeport	WQ0010389002	WISE	3/23/2009	4,795.00	959.00	3,836.00	0.00	0.00
WQ	34141	Harvest Communities of Houston, Inc.	TX0032255	*MULTIPLE	3/23/2009	15,408.00	0.00	15,408.00	0.00	0.00
WQ	34202	SPARKS, JIM		ERATH	3/23/2009	2,000.00	0.00	2,000.00	0.00	0.00
WQ	36245	Harris County Municipal Utility District 24	TX0076856	HARRIS	3/23/2009	25,270.00	5,054.00	0.00	20,216.00	20,216.00
WQ	36394	Metroplex Retaining Walls, Inc.	TXG110585	TARRANT	3/23/2009	17,876.00	3,575.00	14,301.00	0.00	0.00
WQ	35689	City of Evant	WQ0011011001	CORYELL	3/23/2009	10,335.00	2,067.00	8,268.00	0.00	0.00
WQ	36339	City of Magnolia	TX0072702	MONTGOMERY	3/23/2009	8,520.00	1,704.00	6,816.00	0.00	0.00
WQ	35223	City of Goodlow	TX0092223	*MULTIPLE	3/23/2009	41,166.00	41,166.00	0.00	0.00	0.00
WQ	36199	Fort Worth Crushed Stone, LC	TXR05L416	HOOD	3/23/2009	5,643.00	1,128.00	4,515.00	0.00	0.00
WQ	27522	Clear Lake City Water Authority	TX0022543	HARRIS	3/25/2009	3,400.00	0.00	3,400.00	0.00	0.00
WQ	34821	Stoneridge Custom Homes, Inc.		TARRANT	4/1/2009	4,000.00	0.00	4,000.00	0.00	0.00
WQ	36570	City of Henderson	TXR05X643	RUSK	4/5/2009	700.00	0.00	700.00	0.00	0.00
WQ	36079	City of Hempstead	WQ0010948001	WALLER	4/5/2009	3,900.00	780.00	3,120.00	0.00	0.00
WQ	36532	Sierra Vista Construction, Inc.	TXR15LP81	TOM GREEN	4/5/2009	700.00	0.00	700.00	0.00	0.00
WQ	36401	Timber Lane Utility District	TX0046680	HARRIS	4/5/2009	10,250.00	2,050.00	0.00	8,200.00	8,200.00
WQ	36701	H. E. Butt Grocery Company	13-01052301	BEXAR	4/5/2009	2,000.00	400.00	1,600.00	0.00	0.00
WQ	36021	City of Crowell	WQ0014888001	FOARD	4/5/2009	12,600.00	2,520.00	0.00	10,080.00	10,080.00
WQ	34869	City of Roscoe	WQ0010263001	NOLAN	4/5/2009	6,300.00	1,260.00	5,040.00	0.00	0.00

Singles Programs

Appendix 9: List of Administrative Orders Issued FY2009

Date Range Selected : 09/01/2008 - 08/31/2009

PGM	Case No.	Respondent Name	TCEQ ID	County	Order Date	Penalty Assessed	Penalty Deferred	Payable Amount	SEP Cost	SEP Offset
WQ	36548	Jacobs, Edward T.		SMITH	4/5/2009	700.00	0.00	700.00	0.00	0.00
WQ	35610	Geosource, Inc.	13-06030103	COMAL	4/5/2009	3,500.00	0.00	3,500.00	0.00	0.00
WQ	35707	Westphalia Water & Sewer Supply Corporation	WQ0014382001	FALLS	4/5/2009	7,245.00	1,449.00	5,796.00	0.00	0.00
WQ	36567	Wayne Dobbins	22343	VICTORIA	4/5/2009	3,080.00	616.00	2,464.00	0.00	0.00
WQ	36720	Fin & Feather Lodge LLC	WQ0012143001	SABINE	4/5/2009	3,200.00	640.00	2,560.00	0.00	0.00
WQ	36611	Rimrock Development, L.L.C.	TXR15MK35	TOM GREEN	4/5/2009	700.00	0.00	700.00	0.00	0.00
WQ	36817	Burdick Homes, Ltd.	TXR15MQ03	BEXAR	4/5/2009	3,000.00	600.00	2,400.00	0.00	0.00
WQ	36417	South Texas Aggregates, Inc.	TXR05P450	UVALDE	4/20/2009	36,400.00	7,280.00	29,120.00	0.00	0.00
WQ	36802	Dale K. Farrow	TXR05Y026	CHEROKEE	4/20/2009	3,600.00	720.00	2,880.00	0.00	0.00
WQ	36752	City of Itasca	WQ0010423001	HILL	4/20/2009	4,580.00	916.00	3,664.00	0.00	0.00
WQ	36775	Dean Word Company, Ltd.	TXR05N843	TRAVIS	4/20/2009	17,250.00	3,450.00	13,800.00	0.00	0.00
WQ	36672	Barr / Principle Builders, LLC	TXR15MB61	BEXAR	4/20/2009	900.00	180.00	720.00	0.00	0.00
WQ	36621	Red River Redevelopment Authority	WQ0004664000	BOWIE	4/20/2009	12,850.00	2,570.00	0.00	10,280.00	10,280.00
WQ	36381	E. I. du Pont de Nemours and Company	WQ0000475000	ORANGE	4/20/2009	15,150.00	3,030.00	12,120.00	0.00	0.00
WQ	36070	Century Export Company, Inc.		WEBB	4/20/2009	1,070.00	214.00	856.00	0.00	0.00
WQ	36794	City of Thornton	WQ0010824001	LIMESTONE	4/20/2009	3,475.00	695.00	2,780.00	0.00	0.00
WQ	36694	City of San Antonio	13-08072401	BEXAR	4/20/2009	2,250.00	450.00	0.00	1,800.00	1,800.00
WQ	36743	City of Point	TX0071544	RAINS	4/20/2009	11,524.00	2,304.00	9,220.00	0.00	0.00
WQ	36727	MAYFIELD, MIKE L		MONTAGUE	4/20/2009	175.00	0.00	175.00	0.00	0.00
WQ	34408	City of Rosebud	WQ0010731001	FALLS	4/20/2009	3,825.00	765.00	0.00	3,060.00	3,060.00
WQ	36689	City of Whitesboro	TPDES0023566	GRAYSON	4/20/2009	5,160.00	1,032.00	0.00	4,128.00	4,128.00
WQ	36783	Forest Glen Inc	TX0071765	WALKER	4/20/2009	4,485.00	897.00	3,588.00	0.00	0.00
WQ	34322	LAMAS, FRANK	TXR05W149	SAN PATRICIO	4/25/2009	4,200.00	0.00	4,200.00	0.00	0.00
WQ	33535	W W Cattle Feeds, Inc. dba W W Cattle Feeds	TXR05V993	PARKER	4/25/2009	3,640.00	0.00	3,640.00	0.00	0.00
WQ	36450	CLS Excavation, Inc.	11-08061201	WILLIAMSON	5/3/2009	1,875.00	375.00	1,500.00	0.00	0.00
WQ	34904	JKD Builder, LLC		TRAVIS	5/3/2009	3,600.00	0.00	3,600.00	0.00	0.00
WQ	36864	Grand Texas Homes, Inc.	TXR15MT08	COLLIN	5/3/2009	700.00	0.00	700.00	0.00	0.00
WQ	36712	Southland Contracting, Inc.	TXR05X891	TARRANT	5/3/2009	700.00	0.00	700.00	0.00	0.00
WQ	36441	Chireno ISD	WQ0013917001	NACOGDOCHES	5/3/2009	5,114.00	1,022.00	4,092.00	0.00	0.00
WQ	36729	City of Madisonville	WQ0010215001	MADISON	5/3/2009	6,500.00	1,300.00	0.00	5,200.00	5,200.00
WQ	36358	City of Rochester	WQ0011636001	HASKELL	5/3/2009	7,490.00	1,498.00	5,992.00	0.00	0.00
WQ	34951	City of Kirbyville	WQ0014384001	JASPER	5/3/2009	29,470.00	29,470.00	0.00	0.00	0.00
WQ	36736	City of Kennard	WQ0011474001	HOUSTON	5/3/2009	8,745.00	0.00	8,745.00	0.00	0.00
WQ	36714	Bosque Utilities Corporation	WQ0013528001	NAVARRO	5/3/2009	6,600.00	1,320.00	5,280.00	0.00	0.00
WQ	36555	C.H. Investments, Inc.	13-08080701	BEXAR	5/3/2009	4,500.00	900.00	3,600.00	0.00	0.00
WQ	36821	Trinity Pines Conference Center, Inc.	WQ0014842001	TRINITY	5/3/2009	26,425.00	5,285.00	21,140.00	0.00	0.00
WQ	36716	JWR-HO, L.P.	TX0107158	HARRIS	5/3/2009	3,760.00	752.00	3,008.00	0.00	0.00

Singles Programs

Appendix 9: List of Administrative Orders Issued FY2009

Date Range Selected : 09/01/2008 - 08/31/2009

PGM	Case No.	Respondent Name	TCEQ ID	County	Order Date	Penalty Assessed	Penalty Deferred	Payable Amount	SEP Cost	SEP Offset
WQ	36829	Beach Road Municipal Utility District	WQ0013563001	MATAGORDA	5/3/2009	4,350.00	870.00	3,480.00	0.00	0.00
WQ	36837	City of Hawk Cove	WQ0014522001	HUNT	5/3/2009	2,500.00	500.00	2,000.00	0.00	0.00
WQ	36788	CONCAN COUNTRY CLUB INC	13-08091001	UVALDE	5/3/2009	14,000.00	2,800.00	11,200.00	0.00	0.00
WQ	36895	MPII, Inc.	13-08072501	BEXAR	5/3/2009	750.00	150.00	600.00	0.00	0.00
WQ	16788	Duke Pendergraft dba Pendergraft Stone		*MULTIPLE	5/10/2009	14,850.00	0.00	14,850.00	0.00	0.00
WQ	36863	Red River Redevelopment Authority	TXR05X978	BOWIE	5/18/2009	700.00	0.00	700.00	0.00	0.00
WQ	36900	Bentwood Estates, Inc.	TX0091693	HARRIS	5/18/2009	3,318.00	663.00	2,655.00	0.00	0.00
WQ	36934	United States Postal Service	11-08121901	WILLIAMSON	5/18/2009	1,500.00	300.00	1,200.00	0.00	0.00
WQ	36854	Tyson Fresh Meats, Inc.	WQ0001873000	POTTER	5/18/2009	3,040.00	608.00	2,432.00	0.00	0.00
WQ	36832	Trinity Materials, Inc.	TXR05O531	COKE	5/18/2009	770.00	154.00	616.00	0.00	0.00
WQ	36162	FRANCISCO CORNEJO		TARRANT	5/18/2009	2,100.00	420.00	1,680.00	0.00	0.00
WQ	37036	City of Emory	TX0002658	RAINS	5/18/2009	5,250.00	1,050.00	0.00	4,200.00	4,200.00
WQ	36695	MASSEY, JIMMIE WAYNE	WQ0011768001	MATAGORDA	5/18/2009	3,000.00	600.00	2,400.00	0.00	0.00
WQ	36964	Pavilion Assisted Living, LLC	11-08100801	TRAVIS	5/18/2009	750.00	150.00	600.00	0.00	0.00
WQ	36987	Liberty Materials, Inc.	TXR05R964	MONTGOMERY	5/18/2009	1,900.00	380.00	1,520.00	0.00	0.00
WQ	36926	City of Fort Worth		TARRANT	5/18/2009	3,750.00	0.00	0.00	3,750.00	3,750.00
WQ	36967	Allen Keller Company		GILLESPIE	5/18/2009	700.00	0.00	700.00	0.00	0.00
WQ	36812	Aqua Water Supply Corporation	TX0119962	BASTROP	5/18/2009	5,800.00	1,160.00	0.00	4,640.00	4,640.00
WQ	36858	Adrian Balderas dba AB Builders	TXR15MZ24	TOM GREEN	5/18/2009	700.00	0.00	700.00	0.00	0.00
WQ	36690	Frank Prado	23838	KLEBERG	5/18/2009	8,950.00	1,790.00	7,160.00	0.00	0.00
WQ	33819	Hamshire Community Water Supply Corporation	WQ0014899001	JEFFERSON	5/18/2009	46,000.00	42,400.00	3,600.00	0.00	0.00
WQ	36984	Luna Creek, Ltd.	11-08100601	WILLIAMSON	5/18/2009	1,500.00	300.00	1,200.00	0.00	0.00
WQ	32019	Angelina County WCID 3	WQ0014201001	ANGELINA	5/18/2009	0.00	0.00	0.00	0.00	0.00
WQ	36789	TXI Operations, LP	TXG110167	DENTON	5/18/2009	14,400.00	2,880.00	5,760.00	5,760.00	5,760.00
WQ	29354	City of Thornton	TPDES0075639	LIMESTONE	5/22/2009	48,480.00	24,240.00	24,240.00	0.00	0.00
WQ	34787	AYALA, RICHARD		NUECES	5/23/2009	1,050.00	0.00	1,050.00	0.00	0.00
WQ	35651	Tynan Water Supply Corporation	WQ0014123001	*MULTIPLE	5/23/2009	26,750.00	0.00	26,750.00	0.00	0.00
WQ	37057	SAGE, RICK	TXR05Y080	SMITH	6/1/2009	700.00	0.00	700.00	0.00	0.00
WQ	36603	City of Kerens	WQ0010745001	NAVARRO	6/1/2009	16,725.00	0.00	0.00	16,725.00	16,725.00
WQ	37009	The Rosebud Development, Ltd.	TXR15NC26	ELLIS	6/1/2009	700.00	0.00	700.00	0.00	0.00
WQ	36982	Leander ISD	11-08090803	WILLIAMSON	6/1/2009	1,875.00	375.00	1,500.00	0.00	0.00
WQ	36728	North Texas District Council Assemblies of God	TPDES0118877	ELLIS	6/1/2009	7,050.00	1,410.00	5,640.00	0.00	0.00
WQ	36886	Gulf Coast Water Authority	730049	GALVESTON	6/1/2009	2,080.00	416.00	1,664.00	0.00	0.00
WQ	36959	Brazier Construction, Inc.		JACK	6/1/2009	700.00	0.00	700.00	0.00	0.00
WQ	36942	City of Bardwell	WQ0013675001	ELLIS	6/1/2009	2,335.00	467.00	1,868.00	0.00	0.00
WQ	36985	Sonterra Development LLC of Jarrell Texas	TX0127221	WILLIAMSON	6/1/2009	3,440.00	688.00	2,752.00	0.00	0.00
WQ	36891	City of Houston	TPDES0069736	HARRIS	6/1/2009	7,800.00	1,560.00	0.00	6,240.00	6,240.00

Singles Programs

Appendix 9: List of Administrative Orders Issued FY2009

Date Range Selected : 09/01/2008 - 08/31/2009

PGM	Case No.	Respondent Name	TCEQ ID	County	Order Date	Penalty Assessed	Penalty Deferred	Payable Amount	SEP Cost	SEP Offset
WQ	35060	One Way Hauling, Inc.	TXR05V539	WEBB	6/1/2009	14,500.00	0.00	14,500.00	0.00	0.00
WQ	36947	Thomas Enterprises, Inc.	13-08090802	BEXAR	6/1/2009	750.00	150.00	600.00	0.00	0.00
WQ	37085	Texas A&M University	TPDES0116912	BRAZOS	6/1/2009	4,340.00	868.00	3,472.00	0.00	0.00
WQ	34866	City of Laredo	TPDES0025461	WEBB	6/1/2009	12,933.00	0.00	0.00	12,933.00	12,933.00
WQ	36881	Killeen Majestic Homes, Inc.		MCLENNAN	6/1/2009	2,700.00	540.00	2,160.00	0.00	0.00
WQ	37141	City of Waco	TXR05T062	MCLENNAN	6/1/2009	700.00	0.00	700.00	0.00	0.00
WQ	36356	Aqua Utilities, Inc. dba Aqua Texas, Inc.	WQ0012109001	ORANGE	6/1/2009	7,410.00	1,482.00	5,928.00	0.00	0.00
WQ	37153	BULVERDE-SPRING BRANCH EMS *	13-09010902	COMAL	6/1/2009	1,900.00	380.00	1,520.00	0.00	0.00
WQ	36753	City of Hackberry	WQ0013434001	DENTON	6/1/2009	7,800.00	1,560.00	6,240.00	0.00	0.00
WQ	36807	Parkway Construction & Associates, L.P.	TXR15MQ97	DENTON	6/1/2009	700.00	0.00	700.00	0.00	0.00
WQ	37064	Dripping Springs Independent School District	11-08043012B	HAYS	6/15/2009	3,750.00	750.00	3,000.00	0.00	0.00
WQ	37034	City of Shepherd	WQ0011380001	SAN JACINTO	6/15/2009	6,910.00	1,382.00	0.00	5,528.00	5,528.00
WQ	37137	INGRAM, WILLIAM K		JOHNSON	6/15/2009	210.00	0.00	210.00	0.00	0.00
WQ	37035	City of West	TX0020451	MCLENNAN	6/15/2009	7,260.00	1,452.00	5,808.00	0.00	0.00
WQ	34844	West Houston Airport Corporation	TX0089907	HARRIS	6/15/2009	28,980.00	5,796.00	23,184.00	0.00	0.00
WQ	36405	City of Eustace	TX0027481	HENDERSON	6/15/2009	12,360.00	2,472.00	0.00	9,888.00	9,888.00
WQ	35356	Patriot Car Wash LLC		TRAVIS	6/15/2009	1,070.00	0.00	1,070.00	0.00	0.00
WQ	25449	Olmito Water Supply Corporation	TX0113875	CAMERON	6/15/2009	8,800.00	0.00	8,800.00	0.00	0.00
WQ	36795	WESTERN RIM INVESTMENT ADVISORS INC	TXR15DX85	SMITH	6/15/2009	19,758.00	3,951.00	7,904.00	7,903.00	7,903.00
WQ	36906	City of Mart	WQ0010645001	MCLENNAN	6/15/2009	18,375.00	3,675.00	14,700.00	0.00	0.00
WQ	37138	City of San Marcos		HAYS	6/15/2009	700.00	0.00	700.00	0.00	0.00
WQ	36841	Clemsa Lumber Company	TPDES0123064	ANGELINA	6/15/2009	1,290.00	258.00	1,032.00	0.00	0.00
WQ	37005	Joseph Realty Group, LLC	11-08102402	WILLIAMSON	6/15/2009	2,250.00	450.00	1,800.00	0.00	0.00
WQ	35693	City of Crandall	TX0024929	KAUFMAN	6/15/2009	63,616.00	63,616.00	0.00	0.00	0.00
WQ	904	City of Newark	WQ0011626001	WISE	6/15/2009	21,812.00	0.00	0.00	21,812.00	21,812.00
WQ	33903	International Airport Square Investment, Ltd.	TX0079570	HARRIS	6/15/2009	39,900.00	0.00	39,900.00	0.00	0.00
WQ	36019	Danny J Shipman, Jr.	23845	JOHNSON	7/5/2009	1,530.00	0.00	1,530.00	0.00	0.00
WQ	36062	S & J Endeavors, L.L.C.		HAYS	7/5/2009	2,100.00	0.00	2,100.00	0.00	0.00
WQ	37150	Harris County FWSD 61	TX0091804	HARRIS	7/9/2009	4,600.00	920.00	3,680.00	0.00	0.00
WQ	36448	Heiser Hollow Partners, LLC	13-08043002	COMAL	7/9/2009	1,500.00	0.00	1,500.00	0.00	0.00
WQ	32932	Everett Custom Homes, L.L.C.		ROCKWALL	7/9/2009	1,050.00	0.00	1,050.00	0.00	0.00
WQ	37058	Oak Manor Mud	WQ0010700001	BRAZORIA	7/9/2009	2,740.00	548.00	2,192.00	0.00	0.00
WQ	30800	City of Goodrich	WQ0012711001	POLK	7/9/2009	12,150.00	0.00	12,150.00	0.00	0.00
WQ	37202	Reed Parque Limited Partnership	TPDES0117862	HARRIS	7/9/2009	2,700.00	540.00	2,160.00	0.00	0.00
WQ	36925	City of Sonora	TX0023191	SUTTON	7/9/2009	26,192.00	0.00	0.00	26,192.00	26,192.00
WQ	36553	City of Bonham	TX0021814	FANNIN	7/9/2009	26,125.00	0.00	0.00	26,125.00	26,125.00
WQ	37218	Conroe Independent School District	WQ0012205001	MONTGOMERY	7/9/2009	3,020.00	604.00	2,416.00	0.00	0.00
WQ	36266	Thompson Water Company, Inc.	WQ0011508001	FREESTONE	7/9/2009	16,500.00	3,300.00	13,200.00	0.00	0.00

Singles Programs

Appendix 9: List of Administrative Orders Issued FY2009

Date Range Selected : 09/01/2008 - 08/31/2009

PGM	Case No.	Respondent Name	TCEQ ID	County	Order Date	Penalty Assessed	Penalty Deferred	Payable Amount	SEP Cost	SEP Offset
WQ	37183	City of China	WQ0012104001	JEFFERSON	7/9/2009	10,322.00	2,064.00	8,258.00	0.00	0.00
WQ	37259	Trinity @ Windfern LLC	TX0092746	*MULTIPLE	7/9/2009	3,240.00	648.00	2,592.00	0.00	0.00
WQ	37279	Timberlake Trails, LLC	TXR15IE96	DENTON	7/9/2009	700.00	0.00	700.00	0.00	0.00
WQ	34817	Silver Creek Lodge, Marina, and Yacht Club, Incorporated	TX0063746	BURNET	7/9/2009	17,550.00	3,510.00	14,040.00	0.00	0.00
WQ	37280	M. J. Boyle General Contractor, Inc.	TXR15NJ12	COMAL	7/9/2009	700.00	0.00	700.00	0.00	0.00
WQ	36899	Geaux Corporation	TXR15MI96	SMITH	7/9/2009	12,625.00	2,525.00	10,100.00	0.00	0.00
WQ	37281	SIMS, JOHN D		ANGELINA	7/9/2009	175.00	0.00	175.00	0.00	0.00
WQ	37282	Shepherd Place Homes, Inc.		ELLIS	7/9/2009	700.00	0.00	700.00	0.00	0.00
WQ	37159	Union Oil Company of California	WQ0000316000	JEFFERSON	7/9/2009	8,400.00	1,680.00	6,720.00	0.00	0.00
WQ	36980	SASSON, ELI GRAVRIEL	TX0104795	HARRIS	7/9/2009	4,892.00	978.00	3,914.00	0.00	0.00
WQ	37355	Cooper Medical Buildings, Inc.	TXR15NN12	DEAF SMITH	7/9/2009	700.00	0.00	700.00	0.00	0.00
WQ	37126	ROCKFIELD INVESTMENTS LLC	13-08090401	COMAL	7/9/2009	5,625.00	1,125.00	4,500.00	0.00	0.00
WQ	34125	David Golden	TXRNEU110	HARDIN	7/9/2009	3,280.00	656.00	2,624.00	0.00	0.00
WQ	37208	LEDEZMA READY MIX LLC	TXG110909	MCCULLOCH	7/9/2009	4,000.00	800.00	3,200.00	0.00	0.00
WQ	37173	Montgomery County MUD 15	TX0022055	MONTGOMERY	7/9/2009	950.00	190.00	760.00	0.00	0.00
WQ	37310	Granite Stonebridge Health Center LLC	WQ0013860001	TRAVIS	7/20/2009	14,250.00	2,850.00	11,400.00	0.00	0.00
WQ	37148	Martin Operating Partnership L. P.	TX0003662	JEFFERSON	7/20/2009	20,400.00	4,080.00	8,160.00	8,160.00	8,160.00
WQ	37115	City of Frisco		COLLIN	7/20/2009	3,750.00	0.00	3,750.00	0.00	0.00
WQ	37469	PIATT, JON D		DENTON	7/20/2009	210.00	0.00	210.00	0.00	0.00
WQ	37147	City of Sanger	WQ0014372001	DENTON	7/20/2009	5,700.00	0.00	0.00	5,700.00	5,700.00
WQ	37464	Whitehead Construction, Inc.	TXR15NQ43	ECTOR	7/20/2009	700.00	0.00	700.00	0.00	0.00
WQ	36212	City of Big Wells	TPDES0104884	DIMITT	7/20/2009	11,950.00	0.00	11,950.00	0.00	0.00
WQ	37368	Texas Barge & Boat, Inc.	TX0126322	BRAZORIA	7/20/2009	5,970.00	1,194.00	4,776.00	0.00	0.00
WQ	37465	Trans Pecos Foods, LP	TXR05M531	REEVES	7/20/2009	700.00	0.00	700.00	0.00	0.00
WQ	37275	Harris County Municipal Utility District 130	WQ0012574001	HARRIS	7/20/2009	5,800.00	1,160.00	4,640.00	0.00	0.00
WQ	37283	LEDEZMA READY MIX LLC	TXR05Y198	MASON	7/20/2009	700.00	0.00	700.00	0.00	0.00
WQ	37357	Air Liquide Large Industries U.S. LP	TXRNEW301	ECTOR	7/20/2009	700.00	0.00	700.00	0.00	0.00
WQ	37002	City of Cotulla	WQ0010153001	*MULTIPLE	7/20/2009	25,166.00	5,033.00	0.00	20,133.00	20,133.00
WQ	37100	Post Oak Development of Texas, Inc. *	TXR15Z191	BEXAR	7/20/2009	17,500.00	3,500.00	14,000.00	0.00	0.00
WQ	37246	Harris County Municipal Utility District 249	WQ0013765001	HARRIS	7/20/2009	1,100.00	220.00	880.00	0.00	0.00
WQ	37175	City of Pearland	TX0116581	BRAZORIA	7/20/2009	16,950.00	3,390.00	0.00	13,560.00	13,560.00
WQ	35550	JENKINES, KEN	13-08011801	COMAL	7/20/2009	8,000.00	0.00	8,000.00	0.00	0.00
WQ	34909	ADCOCK, DOUGLAS	WQ0013807001	HARRIS	7/20/2009	11,520.00	0.00	11,520.00	0.00	0.00
WQ	36862	US Department of the Army		BELL	7/20/2009	855.00	0.00	855.00	0.00	0.00
WQ	37468	The Crosby Group, Inc.	TXR05Y262	GREGG	7/20/2009	700.00	0.00	700.00	0.00	0.00
WQ	37287	B & J Excavating, Inc.		ANGELINA	7/20/2009	2,000.00	400.00	1,600.00	0.00	0.00
WQ	35506	ESPINOSA, GILBERT		CONCHO	7/29/2009	627.00	0.00	627.00	0.00	0.00
WQ	36275	Y-D ENTERPRISES LLC		TARRANT	7/29/2009	3,150.00	0.00	3,150.00	0.00	0.00

Singles Programs

Appendix 9: List of Administrative Orders Issued FY2009

Date Range Selected : 09/01/2008 - 08/31/2009

PGM	Case No.	Respondent Name	TCEQ ID	County	Order Date	Penalty Assessed	Penalty Deferred	Payable Amount	SEP Cost	SEP Offset
WQ	35753	J.R.'s Concrete Incorporated		WILLIAMSON	7/29/2009	5,400.00	0.00	5,400.00	0.00	0.00
WQ	36898	PSW Real Estate, LLC.	11-08091002	TRAVIS	7/29/2009	5,000.00	0.00	5,000.00	0.00	0.00
WQ	36600	HUGHES, WARREN	TXR15DY57	BELL	7/29/2009	7,280.00	0.00	7,280.00	0.00	0.00
WQ	36171	Lunsford James F dba Fairview Joint Venture	TPDES0066737	COLLIN	7/29/2009	38,850.00	0.00	38,850.00	0.00	0.00
WQ	35951	SUNCOAST ENVIRONMENTAL & CONSTRUCTION INC		LEON	7/29/2009	2,100.00	0.00	2,100.00	0.00	0.00
WQ	35578	Industrial Anchors, Inc.	R10ST0044	JEFFERSON	8/9/2009	2,000.00	0.00	2,000.00	0.00	0.00
WQ	35662	R & B Homes		PARKER	8/9/2009	2,100.00	0.00	2,100.00	0.00	0.00
WQ	37556	Haciendas Adobe Development, L.P.	TXR15IJ48	EL PASO	8/23/2009	700.00	0.00	700.00	0.00	0.00
WQ	37019	MEIER, DOUG		ELLIS	8/23/2009	3,150.00	630.00	2,520.00	0.00	0.00
WQ	37373	PATEL, NANU		ROBERTSON	8/23/2009	4,356.00	871.00	3,485.00	0.00	0.00
WQ	37557	ABC Custom Homes, Inc.	TXR15NO62	ECTOR	8/23/2009	700.00	0.00	700.00	0.00	0.00
WQ	35692	D.L. Finney Investments, Inc		LAMPASAS	8/23/2009	2,100.00	0.00	2,100.00	0.00	0.00
WQ	37558	5 & 1 Investors, Ltd.	TXR15NQ51	BELL	8/23/2009	700.00	0.00	700.00	0.00	0.00
WQ	36732	Value Family Properties - Denton, L.P.		DENTON	8/23/2009	5,650.00	1,130.00	4,520.00	0.00	0.00
WQ	36751	Town of Flower Mound	WQ0011321001	DENTON	8/23/2009	19,100.00	3,820.00	0.00	15,280.00	15,280.00
WQ	34321	D & M Water Supply Corporation	WQ0013927001	NACOGDOCHES	8/23/2009	28,980.00	0.00	0.00	28,980.00	28,980.00
WQ	37093	East Texas Precast Co., Ltd.	TXG110719	*MULTIPLE	8/23/2009	1,940.00	388.00	1,552.00	0.00	0.00
WQ	37530	City of Edinburg	TXR05Y266	HIDALGO	8/23/2009	700.00	0.00	700.00	0.00	0.00
WQ	35646	B&M Marshall Road, Ltd.	13-08011803	BEXAR	8/23/2009	25,000.00	0.00	25,000.00	0.00	0.00
WQ	35952	Lochinvar Golf Club	TX0131555	HARRIS	8/23/2009	6,600.00	1,320.00	5,280.00	0.00	0.00
WQ	37330	City of Houston-Houston Airport System	TX0088111	HARRIS	8/23/2009	2,540.00	508.00	0.00	2,032.00	2,032.00
WQ	36825	City of Jacksonville	TPDES0024392	CHEROKEE	8/23/2009	5,400.00	0.00	0.00	5,400.00	5,400.00
WQ	37103	Camp Olympia, Inc.	WQ0014261001	TRINITY	8/31/2009	5,640.00	0.00	0.00	5,640.00	5,640.00
WQ	37267	Air Products LLC	WQ0001280000	HARRIS	8/31/2009	2,540.00	508.00	2,032.00	0.00	0.00
WQ	37258	City of Lott	TX0053376	FALLS	8/31/2009	6,140.00	1,228.00	4,912.00	0.00	0.00
WQ	37301	Indian Petro Corp.	TX0117196	SAN JACINTO	8/31/2009	4,640.00	928.00	3,712.00	0.00	0.00
WQ	37483	Bell County Water Control & Improvement District 2	TX0020249	BELL	8/31/2009	2,750.00	550.00	2,200.00	0.00	0.00
WQ	37458	Town of Buckholts	TX0073008	MILAM	8/31/2009	3,840.00	768.00	3,072.00	0.00	0.00
WQ	36798	City of Groveton	TX0076104	TRINITY	8/31/2009	31,531.00	0.00	0.00	31,531.00	31,531.00
WQ	35201	Monarch Utilities I L.P.	TX0078255	HENDERSON	8/31/2009	10,110.00	2,022.00	8,088.00	0.00	0.00
WQ	37285	Aqua Utilities, Inc. dba Aqua Texas, Inc.	WQ0013022001	HOOD	8/31/2009	3,520.00	0.00	3,520.00	0.00	0.00
WQ	17893	MPR Investments, LLC	WQ0013376001	*MULTIPLE	8/31/2009	14,650.00	0.00	14,650.00	0.00	0.00
WQ	37378	100 Century Oaks, Ltd.	13-09010701	BEXAR	8/31/2009	2,250.00	450.00	1,800.00	0.00	0.00
WQ	37410	Bright Star-Salem Special Utility District	WQ0014220001	WOOD	8/31/2009	2,700.00	540.00	2,160.00	0.00	0.00
WQ	33648	Barmont, LP		PARKER	8/31/2009	2,000.00	400.00	1,600.00	0.00	0.00
WQ	36413	CATHEY, LARRY		MCLENNAN	8/31/2009	3,210.00	0.00	3,210.00	0.00	0.00
WQ	37361	El Dorado Utility District	WQ0011302001	HARRIS	8/31/2009	6,500.00	1,300.00	5,200.00	0.00	0.00

Singles Programs

Appendix 9: List of Administrative Orders Issued FY2009

Date Range Selected : 09/01/2008 - 08/31/2009

PGM	Case No.	Respondent Name	TCEQ ID	County	Order Date	Penalty Assessed	Penalty Deferred	Payable Amount	SEP Cost	SEP Offset
WQ	37593	H & H Iron and Metal, Inc.	TXR05Y315	NUECES	8/31/2009	700.00	0.00	700.00	0.00	0.00
WQ	37592	Mueller Supply Company, Inc.	TXRNEW406	RUNNELS	8/31/2009	700.00	0.00	700.00	0.00	0.00
WQ	36999	City of Gatesville	WQ0010176002	CORYELL	8/31/2009	1,975.00	0.00	1,975.00	0.00	0.00
WQ	37376	City of Savoy	TX0023299	FANNIN	8/31/2009	7,500.00	1,500.00	6,000.00	0.00	0.00
Subtotal for WQ : 390						3,176,020.00	656,739.00	1,698,454.00	820,827.00	820,827.00
WWA	35509	Salvador G. Gonzalez dba Gonzalez Dairy		TOM GREEN	10/6/2008	5,775.00	1,155.00	4,620.00	0.00	0.00
WWA	22465	WHB Cattle L.P.		LIPSCOMB	10/23/2008	5,000.00	0.00	5,000.00	0.00	0.00
WWA	34594	SCHIEVINK, JOCHUM	TXG920211	ERATH	11/17/2008	2,550.00	0.00	2,550.00	0.00	0.00
WWA	35860	Tommy Manion Of Texas, INC.		DENTON	11/17/2008	1,900.00	380.00	1,520.00	0.00	0.00
WWA	35973	HALL, THELMA		FRANKLIN	11/17/2008	23,400.00	4,680.00	18,720.00	0.00	0.00
WWA	33138	TALSMA, KLAAS	WQ0003145000	ERATH	11/20/2008	3,100.00	0.00	3,100.00	0.00	0.00
WWA	35866	Stowater Jon And Pool James	R05AG0018	HOPKINS	12/4/2008	11,445.00	2,289.00	4,578.00	4,578.00	4,578.00
WWA	36169	Dirk de Boer	R05AG0124	BOWIE	12/20/2008	2,100.00	420.00	1,680.00	0.00	0.00
WWA	35708	VAN GOSLIGA BOSMA, JANTJE	TXG920515	HOPKINS	1/30/2009	9,575.00	1,915.00	7,660.00	0.00	0.00
WWA	36203	Caprock Dairy, L.L.C.	TXG920718	LAMB	2/8/2009	4,080.00	816.00	3,264.00	0.00	0.00
WWA	36125	Jon Klemme	TXG920425	HUTCHINSON	2/8/2009	4,430.00	886.00	3,544.00	0.00	0.00
WWA	36241	Bert & Heidi Velson		ERATH	2/22/2009	850.00	170.00	680.00	0.00	0.00
WWA	36107	Kempenaar Real Estate, Ltd.	TXG920117	HOPKINS	2/22/2009	8,085.00	0.00	8,085.00	0.00	0.00
WWA	36211	TALSMA, KLAAS	WQ0003145000	ERATH	3/12/2009	10,815.00	2,163.00	8,652.00	0.00	0.00
WWA	35820	MONTANEZ, DAVID		ERATH	3/23/2009	3,150.00	630.00	2,520.00	0.00	0.00
WWA	34457	HARRIS, JERRY DEAN	TXG920999	BROWN	3/23/2009	2,000.00	0.00	2,000.00	0.00	0.00
WWA	36634	LLOYD, DAVID	TXG920503	JOHNSON	4/5/2009	6,420.00	1,284.00	5,136.00	0.00	0.00
WWA	33809	MOERMAN, WAYNE	TXG920040	COMANCHE	4/20/2009	1,600.00	0.00	1,600.00	0.00	0.00
WWA	36654	NUTT, GARY LANE	TXG920358	CASTRO	4/20/2009	2,140.00	428.00	1,712.00	0.00	0.00
WWA	36382	GARMAN, JR JR	TXG921055	DEAF SMITH	5/3/2009	5,340.00	1,068.00	4,272.00	0.00	0.00
WWA	36955	BOEHNING, BRIAN PAUL	TXG920491	LAMB	6/1/2009	4,380.00	876.00	3,504.00	0.00	0.00
WWA	36166	SCHOUTEN, CORNELIUS T *	WQ0004133000	ERATH	6/15/2009	5,215.00	1,043.00	4,172.00	0.00	0.00
WWA	36657	Sudan Feedyard, Inc.	TXG920047	LAMB	7/9/2009	7,280.00	1,456.00	5,824.00	0.00	0.00
WWA	37317	DEBOER, NICO JAAP	WQ0003856000	HENDERSON	8/23/2009	950.00	190.00	760.00	0.00	0.00
Subtotal for WWA : 24						131,580.00	21,849.00	105,153.00	4,578.00	4,578.00
Total for Singles Programs : 1,618						20,186,575.00	2,222,646.00	12,679,033.00	5,284,896.00	5,284,896.00

Date Range Selected : 09/01/2008 - 08/31/2009

PGM	Case No.	Respondent Name	TCEQ ID	County	Order Date	Penalty Assessed	Penalty Deferred	Payable Amount	SEP Cost	SEP Offset
MM	33644	Texas Industrial Scrap Iron & Metal Company, Inc.	455040144	TARRANT	9/4/2008	26,775.00	0.00	26,775.00	0.00	0.00
MM	34389	JACKSON, LAWRENCE		BURLESON	9/4/2008	5,840.00	0.00	5,840.00	0.00	0.00
MM	33045	ONEILL, MICHAEL LANTZ	TX0022918	SABINE	9/18/2008	48,535.00	0.00	48,535.00	0.00	0.00
MM	29870	Waste Control Specialists LLC	TXD988088464	ANDREWS	9/22/2008	151,200.00	0.00	85,230.00	65,970.00	65,970.00
MM	35149	MARTINI, RICHARD		HARRIS	9/22/2008	2,813.00	562.00	1,126.00	1,125.00	1,125.00
MM	35145	50'S Group Properties, LTD.	TXR000055111	TOM GREEN	9/22/2008	2,850.00	570.00	2,280.00	0.00	0.00
MM	36197	SERTH, ROBERT		KLEBERG	10/6/2008	210.00	0.00	210.00	0.00	0.00
MM	35814	Yellow Transportation, Inc.	TXRNEQ039	JEFFERSON	10/6/2008	700.00	0.00	700.00	0.00	0.00
MM	32938	City of Laredo	TX0002542	WEBB	10/6/2008	8,030.00	0.00	0.00	8,030.00	8,030.00
MM	36010	BAIN, FRANKLIN		HALE	10/6/2008	210.00	0.00	210.00	0.00	0.00
MM	35371	LEWIS, DONNIE		PALO PINTO	10/6/2008	210.00	0.00	210.00	0.00	0.00
MM	35852	STRICKLIN, JOHNNY		KAUFMAN	10/6/2008	210.00	0.00	210.00	0.00	0.00
MM	36194	MCBRIDE, LEROY		SHELBY	10/6/2008	210.00	0.00	210.00	0.00	0.00
MM	35478	BROWN, KERRY CHARLES		SCHLEICHER	10/6/2008	210.00	0.00	210.00	0.00	0.00
MM	22886	Pat, Inc. dba Action Excavating		TARRANT	10/23/2008	9,660.00	0.00	9,660.00	0.00	0.00
MM	10819	City of Wolfe City	730055	HUNT	10/23/2008	70,361.00	0.00	70,361.00	0.00	0.00
MM	11105	KIM, JIMMY	TXD988080123	HARRIS	10/23/2008	18,428.00	0.00	18,428.00	0.00	0.00
MM	14811	Degussa Engineered Carbons, L.P.	TPDES0003832	HARRIS	10/23/2008	51,510.00	0.00	51,510.00	0.00	0.00
MM	9755	Parker County's Squaw Creek Downs, L.P.		PARKER	10/23/2008	5,350.00	0.00	5,350.00	0.00	0.00
MM	6058	South Hampton Resources, Inc.	30672	HARDIN	10/23/2008	274,433.00	0.00	137,217.00	137,216.00	137,216.00
MM	30795	New SM, Inc.		TARRANT	10/23/2008	1,067.00	0.00	1,067.00	0.00	0.00
MM	29350	Multi-Chem Group, LLC	TXR000068635	SUTTON	10/23/2008	68,816.00	0.00	68,816.00	0.00	0.00
MM	18749	The Dow Chemical Company	BL0082R	BRAZORIA	10/23/2008	648,904.00	0.00	324,452.00	324,452.00	324,452.00
MM	17869	E. I. du Pont de Nemours and Company	OC0007J	ORANGE	10/23/2008	176,575.00	0.00	88,288.00	88,287.00	88,287.00
MM	35828	Pac N Sac Stores, Inc.	18195	HAYS	10/23/2008	8,701.00	1,740.00	6,961.00	0.00	0.00
MM	29958	Faridabano Gaffar	TXD981909906	TARRANT	10/26/2008	1,185.00	0.00	1,185.00	0.00	0.00
MM	30888	Royal Superior Corporation	TXD988021101	HARRIS	10/26/2008	5,948.00	0.00	5,948.00	0.00	0.00
MM	35239	BAZAN, JOEL	UNA455160075	DUVAL	11/6/2008	10,054.00	2,010.00	8,044.00	0.00	0.00
MM	35779	Houston Refining LP	HG0048L	HARRIS	11/6/2008	481,105.00	96,221.00	192,442.00	192,442.00	192,442.00
MM	36377	THOMPSON, DOROTHY A		GREGG	11/6/2008	210.00	0.00	210.00	0.00	0.00
MM	35417	Near Bore Resources, INC.	F1998	RUSK	11/6/2008	26,000.00	5,200.00	20,800.00	0.00	0.00
MM	35387	Austin Equipment Company, LC	11-05022201B	WILLIAMSON	11/6/2008	18,415.00	3,683.00	14,732.00	0.00	0.00
MM	5685	Matt Diez Co., Ltd.	ZA0177P	ZAPATA	11/12/2008	9,375.00	0.00	9,375.00	0.00	0.00
MM	35515	Willie Jesus Garza	TXR000079097	KLEBERG	11/17/2008	8,020.00	1,604.00	6,416.00	0.00	0.00
MM	30841	Opel Business, Inc.	TXR000069815	*MULTIPLE	11/17/2008	2,370.00	0.00	2,370.00	0.00	0.00
MM	36371	TREJO, VIDAL		TARRANT	11/17/2008	210.00	0.00	210.00	0.00	0.00
MM	35543	Lake Whitney Resorts, LLC *	1090816	HILL	11/17/2008	14,375.00	0.00	14,375.00	0.00	0.00
MM	35384	Apache Disposal, Inc.	78892	GUADALUPE	11/17/2008	5,200.00	1,040.00	4,160.00	0.00	0.00

Date Range Selected : 09/01/2008 - 08/31/2009

PGM	Case No.	Respondent Name	TCEQ ID	County	Order Date	Penalty Assessed	Penalty Deferred	Payable Amount	SEP Cost	SEP Offset
MM	35826	Anh P. Brown Corporation	51473	TRAVIS	11/17/2008	12,500.00	2,500.00	10,000.00	0.00	0.00
MM	36375	CLARKSON, CHARLES		ERATH	11/17/2008	210.00	0.00	210.00	0.00	0.00
MM	35579	Kleberg County		KLEBERG	11/17/2008	3,150.00	630.00	2,520.00	0.00	0.00
MM	31243	Inwood Center, LLC	TXR000070458	HARRIS	11/26/2008	420.00	0.00	420.00	0.00	0.00
MM	35763	DEGUIRE, JOHN		BELL	12/4/2008	4,650.00	930.00	3,720.00	0.00	0.00
MM	36373	RODRIGUEZ, JIMMY L	WG0000869	ELLIS	12/4/2008	210.00	0.00	210.00	0.00	0.00
MM	28867	Shell Chemical LP *	HG0659W	HARRIS	12/4/2008	345,744.00	0.00	172,872.00	172,872.00	172,872.00
MM	34946	FOX TREE & LANDSCAPE NURSERY INC	76846	NUECES	12/4/2008	16,721.00	0.00	16,721.00	0.00	0.00
MM	36454	JONES, BILLY		LIMESTONE	12/4/2008	210.00	0.00	210.00	0.00	0.00
MM	34810	ADAMS, JOE LEE		HILL	12/7/2008	1,050.00	0.00	1,050.00	0.00	0.00
MM	36270	H & W Petroleum Company, Inc.		ANGELINA	12/20/2008	1,875.00	375.00	1,500.00	0.00	0.00
MM	27150	BROWN, BETTY	TXR000066191	TOM GREEN	12/20/2008	6,000.00	0.00	6,000.00	0.00	0.00
MM	30651	Carol Bailey	TXR000070995	HARRIS	12/24/2008	1,185.00	0.00	1,185.00	0.00	0.00
MM	30708	JKY Store Inc.	TXR000072842	HARRIS	12/30/2008	1,185.00	0.00	1,185.00	0.00	0.00
MM	31664	RICHARDSON, ROYCE		MCLENNAN	12/30/2008	1,100.00	0.00	1,100.00	0.00	0.00
MM	35175	River City Waste, Inc.		BEXAR	1/30/2009	3,787.00	757.00	3,030.00	0.00	0.00
MM	35676	Wendland Properties, Inc.	39150	TOM GREEN	1/30/2009	6,420.00	1,284.00	5,136.00	0.00	0.00
MM	36005	Ehan, Inc.	36538	WILLIAMSON	1/30/2009	5,350.00	1,070.00	4,280.00	0.00	0.00
MM	36232	City of Victoria	38843	VICTORIA	2/8/2009	3,850.00	770.00	3,080.00	0.00	0.00
MM	35783	VANDERLEI, KORNELIS WILT *	TXG920043	LAMB	2/8/2009	3,080.00	616.00	1,232.00	1,232.00	1,232.00
MM	31120	GALE, LONZO	2370016	WALLER	2/8/2009	8,356.00	0.00	8,356.00	0.00	0.00
MM	34771	GORE, JOHNNY	455100057	HARDIN	2/19/2009	13,580.00	0.00	13,580.00	0.00	0.00
MM	30729	Shali Enterprises, Inc.	103956769	HARRIS	2/19/2009	1,185.00	0.00	1,185.00	0.00	0.00
MM	34370	City of Cisco	WQ0010424001	EASTLAND	2/22/2009	29,235.00	0.00	0.00	29,235.00	29,235.00
MM	29046	City of Alvarado	1260001	JOHNSON	2/22/2009	54,900.00	54,900.00	0.00	0.00	0.00
MM	35482	SHERMAN DRY CLEAN CITY INC.	TXR000079149	GRAYSON	2/22/2009	3,500.00	700.00	2,800.00	0.00	0.00
MM	36048	Arrowhead Shores Owners Association		HOOD	2/22/2009	1,050.00	210.00	840.00	0.00	0.00
MM	29777	Chez-Salin Quality Cleaners, Inc.	104087416	BEXAR	2/22/2009	4,740.00	0.00	4,740.00	0.00	0.00
MM	32460	Kirtley Gravel Co.,Inc		FAYETTE	2/22/2009	525.00	0.00	525.00	0.00	0.00
MM	36254	RAMON, ROGELIO	UNA455140043	JACKSON	3/12/2009	3,740.00	748.00	2,992.00	0.00	0.00
MM	35542	ROWLAND, JEFF	TX00493	RAINS	3/14/2009	1,050.00	0.00	1,050.00	0.00	0.00
MM	36605	DUNHAM, KEVIN		COMANCHE	3/23/2009	210.00	0.00	210.00	0.00	0.00
MM	35879	City of Terrell	1473	KAUFMAN	3/23/2009	6,500.00	1,300.00	0.00	5,200.00	5,200.00
MM	36527	Minsa Corporation	0090019	BAILEY	4/5/2009	4,545.00	909.00	3,636.00	0.00	0.00
MM	36579	Pasadena Refining System, Inc	20246	HARRIS	4/5/2009	4,975.00	995.00	3,980.00	0.00	0.00
MM	36540	SHUPAK, CURTIS J		BURLESON	4/5/2009	210.00	0.00	210.00	0.00	0.00
MM	33871	POWELL, WILMER	455100053	TRINITY	4/12/2009	3,150.00	0.00	3,150.00	0.00	0.00
MM	33642	Liberty Waste Systems, Inc.	87197	HARRIS	4/19/2009	2,200.00	0.00	2,200.00	0.00	0.00

Date Range Selected : 09/01/2008 - 08/31/2009

PGM	Case No.	Respondent Name	TCEQ ID	County	Order Date	Penalty Assessed	Penalty Deferred	Payable Amount	SEP Cost	SEP Offset
MM	36723	RAPER, TOMMY C	SW0004589	MOORE	4/20/2009	210.00	0.00	210.00	0.00	0.00
MM	36609	WARREN, CHARLES L		MCMULLEN	4/20/2009	210.00	0.00	210.00	0.00	0.00
MM	36801	OXFORD, JIM		BEE	4/20/2009	210.00	0.00	210.00	0.00	0.00
MM	31050	Fallbrook Enterprises, Inc	TXR000073031	HARRIS	4/20/2009	1,185.00	0.00	1,185.00	0.00	0.00
MM	36749	ADAMS, HARLIE G		COCHRAN	4/20/2009	210.00	0.00	210.00	0.00	0.00
MM	30819	N T & M, Inc.	TXR000072686	HARRIS	4/20/2009	1,185.00	0.00	1,185.00	0.00	0.00
MM	36772	I.C.A. Properties, Inc.		MIDLAND	5/3/2009	1,705.00	341.00	1,364.00	0.00	0.00
MM	36777	MYERS, ROBERT D		MCLENNAN	5/3/2009	210.00	0.00	210.00	0.00	0.00
MM	36804	Dale K. Farrow	TXR05Y026	CHEROKEE	5/3/2009	350.00	0.00	350.00	0.00	0.00
MM	36778	BOWDEN, DOUG C		COMANCHE	5/3/2009	210.00	0.00	210.00	0.00	0.00
MM	36711	Ed Bell Construction Company		DENTON	5/3/2009	5,000.00	0.00	2,500.00	2,500.00	2,500.00
MM	36859	VASQUEZ, FRANCISCO J	WW0031719	CROCKETT	5/18/2009	210.00	0.00	210.00	0.00	0.00
MM	36447	Rehmania Cleaners, L.L.C.	90593	HARRIS	5/18/2009	2,164.00	432.00	1,732.00	0.00	0.00
MM	36957	ACUNA, MAXIMINO III		SAN PATRICIO	5/18/2009	210.00	0.00	210.00	0.00	0.00
MM	23364	Quest Diagnostics Clinical Laboratories, Inc.	87396	HARRIS	5/18/2009	51,100.00	0.00	51,100.00	0.00	0.00
MM	36632	HALL, JAMES		LIMESTONE	5/18/2009	1,491.00	298.00	1,193.00	0.00	0.00
MM	33627	City of Broaddus	WQ0011772001	SAN AUGUSTINE	5/18/2009	29,367.00	28,079.00	1,288.00	0.00	0.00
MM	37000	RODRIQUEZ, THOMAS V		HASKELL	5/18/2009	210.00	0.00	210.00	0.00	0.00
MM	36081	BOEKHORST, PETRUS ADRIANUS	TXG920170	HOPKINS	6/1/2009	11,776.00	2,355.00	9,421.00	0.00	0.00
MM	36958	WALDEN, JOHN D JR		JACK	6/1/2009	210.00	0.00	210.00	0.00	0.00
MM	37214	WRIGHT, SID		HILL	6/1/2009	210.00	0.00	210.00	0.00	0.00
MM	36922	City of Amherst		LAMB	6/1/2009	1,000.00	200.00	800.00	0.00	0.00
MM	35126	Karl Tatsch	104089891	*MULTIPLE	6/7/2009	350.00	0.00	350.00	0.00	0.00
MM	30125	SALAS, RODRIGO		DALLAS	6/7/2009	3,172.00	0.00	3,172.00	0.00	0.00
MM	33539	Salt Fork UWCD	7406500	KENT	6/10/2009	0.00	0.00	0.00	0.00	0.00
MM	36699	PECAN GROVE HOMES, LP		GUADALUPE	6/15/2009	6,050.00	1,210.00	4,840.00	0.00	0.00
MM	36742	WILEY, VIRGIL WAYNE		GUADALUPE	6/15/2009	3,486.00	697.00	2,789.00	0.00	0.00
MM	37140	BUNDY, SCOTT A		ANDERSON	6/15/2009	210.00	0.00	210.00	0.00	0.00
MM	37247	NELSON, DAVID		HILL	6/15/2009	210.00	0.00	210.00	0.00	0.00
MM	33361	LUKE, DOLORES A	1000071	HARDIN	6/15/2009	1,730.00	0.00	1,730.00	0.00	0.00
MM	37215	LEE, DEANNA		HILL	6/15/2009	210.00	0.00	210.00	0.00	0.00
MM	35677	WILLETT, KERMIT		SAN JACINTO	7/5/2009	2,290.00	0.00	2,290.00	0.00	0.00
MM	30910	TRAN, JOHN	104137443	*MULTIPLE	7/5/2009	6,500.00	0.00	6,500.00	0.00	0.00
MM	34941	GARZA, JOEL	455150148	HIDALGO	7/5/2009	2,370.00	0.00	2,370.00	0.00	0.00
MM	35481	City Market Group of Sun City, L.P.	70055	WILLIAMSON	7/9/2009	11,590.00	0.00	11,590.00	0.00	0.00
MM	36265	VASQUEZ, MARK A	100618552	BEXAR	7/9/2009	9,337.00	1,866.00	7,471.00	0.00	0.00
MM	35327	CHURCHES HILL GROCERY, INC.	69511	WILLIAMSON	7/20/2009	9,375.00	0.00	9,375.00	0.00	0.00
MM	35823	5D DRILLING & PUMP SERVICE, INC.	F1999	BEXAR	7/20/2009	11,426.00	0.00	11,426.00	0.00	0.00

Date Range Selected : 09/01/2008 - 08/31/2009

PGM	Case No.	Respondent Name	TCEQ ID	County	Order Date	Penalty Assessed	Penalty Deferred	Payable Amount	SEP Cost	SEP Offset
MM	37454	JAMES, CORY L	WO0018029	ERATH	7/20/2009	210.00	0.00	210.00	0.00	0.00
MM	34432	GUILES, MONTY *	50274	NUECES	7/20/2009	38,640.00	0.00	38,640.00	0.00	0.00
MM	34430	Effluent Recycling, Inc.	37305	*MULTIPLE	7/20/2009	86,660.00	83,060.00	3,600.00	0.00	0.00
MM	36421	GILES, RUSSELL		MCLENNAN	7/29/2009	1,757.00	0.00	1,757.00	0.00	0.00
MM	29966	PAEK, NAM SUN	TXD981056872	*MULTIPLE	7/29/2009	2,006.00	0.00	2,006.00	0.00	0.00
MM	36028	EGGEN, JOHN R		DALLAS	7/29/2009	328.00	0.00	328.00	0.00	0.00
MM	27007	MCHANEY, JOE	84814	TARRANT	8/6/2009	29,903.00	0.00	29,903.00	0.00	0.00
MM	32937	LAVOIE, PAUL	UNA455140054	SAN PATRICIO	8/6/2009	2,100.00	0.00	2,100.00	0.00	0.00
MM	35200	DUTTON, JEFF		MASON	8/9/2009	9,975.00	0.00	9,975.00	0.00	0.00
MM	35994	LUFKIN CREOSOTING CO., INC.	TXD008063661	ANGELINA	8/23/2009	18,262.00	3,652.00	7,305.00	7,305.00	7,305.00
MM	35722	CAMPBELL, KENNETH		SHELBY	8/23/2009	2,378.00	0.00	2,378.00	0.00	0.00
MM	34927	Valero Refining-Texas, L.P.	30530	*MULTIPLE	8/23/2009	108,900.00	0.00	54,450.00	54,450.00	54,450.00
MM	37467	OLIVEROS, JOSE		BEXAR	8/23/2009	210.00	0.00	210.00	0.00	0.00
MM	37163	Sam's Truck Stop Business, Inc.	0550016	CULBERSON	8/23/2009	2,823.00	564.00	2,259.00	0.00	0.00
MM	30977	Denison Snow White Laundry, LLC	TXR000075309	GRAYSON	8/23/2009	2,370.00	0.00	2,370.00	0.00	0.00
MM	37499	PENA, JULIAN J		VAL VERDE	8/31/2009	225.00	45.00	180.00	0.00	0.00
MM	35716	Northwest Petroleum LP	69454	WILLIAMSON	8/31/2009	9,600.00	0.00	9,600.00	0.00	0.00
MM	37402	RICHTER, DAVID M	WO0002771	EL PASO	8/31/2009	210.00	0.00	210.00	0.00	0.00
MM	37599	BRITE, CODY M	WO0016411	VAL VERDE	8/31/2009	210.00	0.00	210.00	0.00	0.00
MM	37600	HERNANDEZ, DAVID A	WW0032948	VICTORIA	8/31/2009	210.00	0.00	210.00	0.00	0.00
MM	37522	MALDONADO, ANDRES	WS0006347	MAVERICK	8/31/2009	210.00	0.00	210.00	0.00	0.00
MM	35718	Hwy 2243 Grocery, Inc.	16750	WILLIAMSON	8/31/2009	14,059.00	0.00	14,059.00	0.00	0.00
MM	36658	SCHRAM, CHARLES E III		BROWN	8/31/2009	1,992.00	0.00	1,992.00	0.00	0.00
MM	32680	Derek Broussard	13682	ORANGE	8/31/2009	3,150.00	0.00	3,150.00	0.00	0.00
Total for Multi-Media Programs : 138						3,239,950.00	304,123.00	1,845,511.00	1,090,316.00	1,090,316.00
Total for all Programs : 1,756						23,426,525.00	2,526,769.00	14,524,544.00	6,375,212.00	6,375,212.00

Summary of SEPs:

Total Orders : 1756
Orders with SEPs : 282
Orders with SEPs % : 16.1
Orders with SEP Offset % : 30.5

* There are Multiple Respondent Names associated to this Case No.

Appendix 10: List of SEP's & SEP Projects FY2009

Single Program

Date Range Selected : 09/01/2008 - 08/31/2009

PGM	Case No.	Respondent Name	Effective Date	Ratio	Assessed Amt	Deferred Amt	Payable Amt	SEP Cost	SEP Offset
AQ	36302	Chevron Phillips Chemical Company, LP	04/20/2009	1.00:1	52,879.00	10,575.00	21,152.00	21,152.00	21,152.00
		POLLUTION PREVENTION	<p>The Respondent will contribute to Houston-Galveston AERCO's Clean Cities/Clean Vehicles Program in Harris County. The contribution will be used in accordance with the Supplemental Environmental Project Agreement between the Houston-Galveston AERCO and the Texas Commission on Environmental Quality. SEP monies will be used to aid local school districts and area transit agencies in reaching local match requirements mandated by the Federal Highway Administration's ("FHWA") Congestion Mitigation/Air Quality funding program. SEP monies will be disbursed to school districts and transit agencies in need of funding assistance in the Houston-Galveston non-attainment area. Those SEP monies will be used exclusively by the school districts and transit agencies as supplements to meet the local match requirements of the EPA. SEP monies will be used to pay for the cost of replacing older diesel buses with alternative fueled or clean diesel buses. The old buses will be permanently retired and only sold for scrap. The schools and transit agencies will also use the SEP monies to retrofit more buses to reduce emissions. Houston-Galveston AERCO will send the TCEQ verification in the form of paid invoices and other documentation to show that the retrofits were completed. Retrofit technologies include particulate matter traps, diesel particulate matter filters, NOx reduction catalyst technology in combination with diesel particulate filters, and other emission control technologies that are developed and approved by EPA or the California Air Resources Board.</p>					21,152.00	21,152.00
AQ	35135	Rohm and Haas Texas Incorporated	10/06/2008	1.00:1	81,400.00	16,280.00	32,560.00	32,560.00	32,560.00
		POLLUTION REDUCTION	<p>The Respondent will contribute to Houston-Galveston AERCO's Clean Cities/Clean Vehicles Program in Harris County. The contribution will be used in accordance with the Supplemental Environmental Project Agreement between the Houston-Galveston AERCO and the Texas Commission on Environmental Quality. SEP monies will be used to aid local school districts and area transit agencies in reaching local match requirements mandated by the Federal Highway Administration's ("FHWA") Congestion Mitigation/Air Quality funding program. SEP monies will be disbursed to school districts and transit agencies in need of funding assistance in the Houston-Galveston non-attainment area. Those SEP monies will be used exclusively by the school districts and transit agencies as supplements to meet the local match requirements of the EPA. SEP monies will be used to pay for the cost of replacing older diesel buses with alternative fueled or clean diesel buses. The old buses will be permanently retired and only sold for scrap. The schools and transit agencies will also use the SEP monies to retrofit more buses to reduce emissions. Houston-Galveston AERCO will send the TCEQ verification in the form of paid invoices and other documentation to show that the retrofits were completed. Retrofit technologies include particulate matter traps, diesel particulate matter filters, NOx reduction catalyst technology in combination with diesel particulate filters, and other emission control technologies that are developed and approved by EPA or the California Air Resources Board.</p>					32,560.00	32,560.00
AQ	35741	Exxon Mobil Corporation	12/04/2008	1.00:1	20,695.00	4,139.00	8,278.00	8,278.00	8,278.00

* There are Multiple Respondent Names associated to this Case No.

Appendix 10: List of SEP's & SEP Projects FY2009

Single Program

POLLUTION PREVENTION									
<p>The Respondent shall contribute to the Third-Party Recipient pursuant to the agreement between the Third-Party Recipient and the TCEQ. Specifically, the contribution will be used to aid local school districts, area transit agencies, and local governments in need of funding assistance to pay for the cost of the following activities to reduce emissions: 1) replacing older diesel buses with alternative fuelled or clean diesel buses; or 2) retrofitting older diesel buses with new, cleaner technology. The funds will be disbursed on a needs-rated basis, using non-attainment area status, condition of buses, and economic status of the recipient as possible rating factors if competition for the funds exists. To maximize funds, retrofitting will take priority over replacement of buses. Older buses deemed not suitable for retrofitting will be permanently retired and sold only for scrap.</p> <p>Acceptable retrofit technologies include particulate matter traps, diesel particulate matter filters, nitrogen oxides (NOx) reduction catalyst technology in combination with diesel particulate filters, and other emission control technologies that are developed and approved by the United States Environmental Protection Agency ("EPA") or the California Air Resources Board.</p>									
8,278.00 8,278.00									
AQ	36503	Shell Chemical LP	04/05/2009	1.00:1	9,300.00	1,860.00	3,720.00	3,720.00	3,720.00
POLLUTION PREVENTION									
<p>The Respondents will contribute to Houston-Galveston AERCO's Clean Cities/Clean Vehicles Program in Harris County. The contribution will be used in accordance with the Supplemental Environmental Project Agreement between the Houston-Galveston AERCO and the Texas Commission on Environmental Quality. SEP monies will be used to aid local school districts and area transit agencies in reaching local match requirements mandated by the Federal Highway Administration's ("FHWA") Congestion Mitigation/Air Quality funding program. SEP monies will be disbursed to school districts and transit agencies in need of funding assistance in the Houston-Galveston non-attainment area. Those SEP monies will be used exclusively by the school districts and transit agencies as supplements to meet the local match requirements of the EPA. SEP monies will be used to pay for the cost of replacing older diesel buses with alternative fueled or clean diesel buses. The old buses will be permanently retired and only sold for scrap. The schools and transit agencies will also use the SEP monies to retrofit more buses to reduce emissions. Houston-Galveston AERCO will send the TCEQ verification in the form of paid invoices and other documentation to show that the retrofits were completed. Retrofit technologies include particulate matter traps, diesel particulate matter filters, NOx reduction catalyst technology in combination with diesel particulate filters, and other emission control technologies that are developed and approved by EPA or the California Air Resources Board.</p>									
3,720.00 3,720.00									
AQ	36637	Texas Petrochemicals LP	04/05/2009	1.00:1	8,000.00	1,600.00	3,200.00	3,200.00	3,200.00
POLLUTION PREVENTION									
<p>The Respondent shall contribute the SEP Offset Amount to the Third-Party Recipient named above. The contribution will be to Texas PTA for the Clean School Bus Program in Jefferson County as set forth in an agreement between the Third-Party Recipient and the TCEQ. Specifically, the contribution will be used to reimburse local school districts for the cost of the following activities to reduce emissions: 1) replacing older diesel buses with alternative fuelled or clean diesel buses; or 2) retrofitting older diesel buses with new, cleaner technology. All dollars contributed will be used solely for the direct cost of the project and no portion will be spent on administrative costs. The SEP will be done in accordance with all federal, state and local environmental laws and regulations.</p>									
3,200.00 3,200.00									
AQ	36682	Conner Steel Products Inc.	06/15/2009	1.00:1	32,600.00	6,520.00	13,040.00	13,040.00	13,040.00

* There are Multiple Respondent Names associated to this Case No.

Appendix 10: List of SEP's & SEP Projects FY2009

Single Program

	CLEAN UP	The Respondent shall contribute to the Third-Party Recipient pursuant to the agreement between the Third-Party Recipient and the TCEQ. Specifically, the contribution will be used purchase equipment for activities related to recycling efforts at the Citizen's Recycling Center. The center is open to the general public and currently accepts glass, plastics, e-waste, paper, aluminium, mixed metals, appliances, oil and filters, and batteries. All dollars contributed will be used solely for the direct cost of the project and no portion will be spent on administrative costs. The SEP will be done in accordance with all federal, state and local environmental laws and regulations.	13,040.00	13,040.00					
AQ	35498	Diamond Shamrock Refining Company, L.P.	08/31/2009	1.00:1	93,236.00	0.00	46,618.00	46,618.00	46,618.00
	CLEAN UP	RC&D will coordinate with local city and county government officials to clean-up sites where tires have been disposed of illegally. Contributions will be used to clean up illegal tire sites. Eligible sites will be limited to areas where a responsible party can not be identified and where there is no preexisting obligation to clean up the site by the owner or government. SEP monies will be used for the direct cost of collection and disposal of debris and tires.	46,618.00	46,618.00					
AQ	35227	DCP Midstream, LP	11/06/2008	1.00:1	72,600.00	0.00	36,300.00	36,300.00	36,300.00
	CLEAN UP	The Respondent shall contribute the SEP Amount to the Third-Party Recipient pursuant to the agreement between the Third-Party Recipient and the TCEQ. Specifically, the contribution will be used to provide local residents with a means of properly disposing household hazardous wastes such as paint, thinners, pesticides, oil and gas, corrosive cleaners, and fertilizers in one day collection events. SEP monies will be used to pay for the associated labor, materials, and disposal costs. Citizens will not be charged disposal fees. The project is administered in accordance with TCEQ guidance on household hazardous waste and in compliance with federal, state, and local environmental laws and regulations. All dollars contributed will be used solely for the direct cost of the project and no portion will be spent on administrative costs.	36,300.00	36,300.00					
AQ	35856	Lucite International, Inc.	03/12/2009	1.00:1	31,600.00	6,320.00	12,640.00	12,640.00	12,640.00
	POLLUTION REDUCTION	The Respondent shall contribute to the Third-Party Recipient pursuant to the agreement between the Third-Party Recipient and the TCEQ. Specifically, the Third-Party Recipient will contribute to Jefferson County for its Retrofit/Replacement of Heavy Equipment and Vehicles with Alternative Fueled Equipment and Vehicles. Specifically, the contribution will be used to purchase alternative fueled equipment such as propane or electric powered lawn mowers, propane powered light duty and heavy equipment, and alternative fueled vehicles and retire diesel and gasoline powered equipment and vehicles. Jefferson County will also convert current equipment and vehicles to alternative fueled equipment in order to lower emissions.	12,640.00	12,640.00					
AQ	36990	City of Plano	07/20/2009	1.00:1	1,050.00	210.00	0.00	840.00	840.00
	POLLUTION PREVENTION	The Performing Party shall provide reimbursement to schools, school districts, or school bus operators that retrofit, repower, or replace older school buses with newer model year buses or cleaner technology. Retrofitting, in this context, means installing devices to reduce exhaust emissions that are verified or certified by the U.S. Environmental Protection Agency (EPA) or the California Air Resources Board (CARB) as proven retrofit technologies. Repowering, in this context, means replacing older engines with newer, cleaner engines but keeping the same vehicle body. All replacement engines must be certified or verified by the EPA or CARB.	840.00	840.00					

* There are Multiple Respondent Names associated to this Case No.

Appendix 10: List of SEP's & SEP Projects FY2009

Single Program

AQ	36410	Wyman-Gordon Forgings, Inc.	02/22/2009	1.00:1	3,725.00	745.00	1,490.00	1,490.00	1,490.00
		POLLUTION PREVENTION	<p>The Respondent shall contribute the SEP Offset Amount to the Third-Party Recipient named above. The contribution will be to Texas PTA for the Clean School Bus Program in Harris County as set forth in an agreement between the Third-Party Recipient and the TCEQ. Specifically, the contribution will be used to reimburse local school districts for the cost of the following activities to reduce emissions: 1) replacing older diesel buses with alternative fuelled or clean diesel buses; or 2) retrofitting older diesel buses with new, cleaner technology. All dollars contributed will be used solely for the direct cost of the project and no portion will be spent on administrative costs. The SEP will be done in accordance with all federal, state and local environmental laws and regulations.</p>					1,490.00	1,490.00
AQ	34340	Valero Refining-Texas, L.P.	02/22/2009	1.00:1	181,200.00	0.00	90,600.00	90,600.00	90,600.00
		POLLUTION PREVENTION	<p>The Respondent will contribute to Houston-Galveston AERCO's Clean Cities/Clean Vehicles Program in Galveston County. The contribution will be used in accordance with the Supplemental Environmental Project Agreement between the Houston-Galveston AERCO and the Texas Commission on Environmental Quality. SEP monies will be used to aid local school districts and area transit agencies in reaching local match requirements mandated by the Federal Highway Administration's ("FHWA") Congestion Mitigation/Air Quality funding program. SEP monies will be disbursed to school districts and transit agencies in need of funding assistance in the Houston-Galveston non-attainment area. Those SEP monies will be used exclusively by the school districts and transit agencies as supplements to meet the local match requirements of the EPA. SEP monies will be used to pay for the cost of replacing older diesel buses with alternative fueled or clean diesel buses. The old buses will be permanently retired and only sold for scrap. The schools and transit agencies will also use the SEP monies to retrofit more buses to reduce emissions. Houston-Galveston AERCO will send the TCEQ verification in the form of paid invoices and other documentation to show that the retrofits were completed. Retrofit technologies include particulate matter traps, diesel particulate matter filters, NOx reduction catalyst technology in combination with diesel particulate filters, and other emission control technologies that are developed and approved by EPA or the California Air Resources Board.</p>					90,600.00	90,600.00
AQ	37313	ExxonMobil Oil Corporation	08/31/2009	1.00:1	9,925.00	1,985.00	3,970.00	3,970.00	3,970.00
		POLLUTION PREVENTION	<p>The Respondent shall contribute to the Third-Party Recipient pursuant to the agreement between the Third-Party Recipient and the TCEQ. Specifically, the Third-Party Recipient will contribute to Jefferson County for its Retrofit/Replacement of Heavy Equipment and Vehicles with Alternative Fueled Equipment and Vehicles. Specifically, the contribution will be used to purchase alternative fueled equipment such as propane or electric powered lawn mowers, propane powered light duty and heavy equipment, and alternative fueled vehicles and retire diesel and gasoline powered equipment and vehicles. Jefferson County will also convert current equipment and vehicles to alternative fueled equipment in order to lower emissions.</p> <p>All dollars contributed will be used solely for the direct cost of the project and no portion will be spent on administrative costs. The SEP will be done in accordance with all federal, state and local environmental laws and regulations.</p>					3,970.00	3,970.00
AQ	35850	PD Glycol LP	11/06/2008	1.00:1	5,500.00	1,100.00	2,200.00	2,200.00	2,200.00

* There are Multiple Respondent Names associated to this Case No.

Appendix 10: List of SEP's & SEP Projects FY2009

Single Program

	POLLUTION REDUCTION	The Respondent shall contribute the SEP Amount to the Third-Party Recipient pursuant to the agreement between the Third-Party Recipient and the TCEQ. Specifically, the contribution will be used to install, operate, and maintain a stationary ambient air monitoring station in the vicinity of Memorial High School Ninth Grade Campus. The station will employ canister sampling, a hydrocarbon analyzer, and/or a chromatograph. Ancillary equipment will include a sample conditioning system, a ten meter meteorological tower, a climate controlled equipment shelter, a remote communications system, and have electronic data logging capabilities. The station will continuously sample and analyze the ambient air for a wide range of hydrocarbon species in accordance with Environmental Protection Agency's recommended "TO-14" list. SEP monies will be used for the cost of purchasing, installing, operating, and maintaining the air monitoring station along with its ancillary equipment.	2,200.00	2,200.00					
AQ	35603	Hill-Lake Gas Storage, L.P.	11/17/2008	1.00:1	94,950.00	18,990.00	37,980.00	37,980.00	37,980.00
	CLEAN UP	The Respondent shall contribute to the Third-Party Recipient pursuant to the agreement between the Third-Party Recipient and the TCEQ. Specifically, the contribution will be used to coordinate with city and/or county governmental officials regarding the clean up of sites where trash has been disposed of illegally. Eligible sites will be limited to those where a responsible party can not be identified and where there is no pre-existing obligation to clean up the site by the owner or the government. Additionally, reasonable efforts must have already been taken to prevent the dumping. SEP monies will be used to pay for the direct cost of collection and disposal of debris. All dollars contributed will be used solely for the direct cost of the project and no portion will be spent on administrative costs. The SEP will be done in accordance with all federal, state and local environmental laws and regulations.					37,980.00	37,980.00	
AQ	35954	Exxon Mobil Corporation	01/30/2009	1.00:1	47,600.00	0.00	23,800.00	23,800.00	23,800.00
	POLLUTION REDUCTION	The Respondent will contribute to Houston-Galveston AERCO's Clean Cities/Clean Vehicles Program in Harris County. The contribution will be used in accordance with the Supplemental Environmental Project Agreement between the Houston-Galveston AERCO and the Texas Commission on Environmental Quality. SEP monies will be used to aid local school districts and area transit agencies in reaching local match requirements mandated by the Federal Highway Administration's ("FHWA") Congestion Mitigation/Air Quality funding program. SEP monies will be disbursed to school districts and transit agencies in need of funding assistance in the Houston-Galveston non-attainment area. Those SEP monies will be used exclusively by the school districts and transit agencies as supplements to meet the local match requirements of the EPA. SEP monies will be used to pay for the cost of replacing older diesel buses with alternative fueled or clean diesel buses. The old buses will be permanently retired and only sold for scrap. The schools and transit agencies will also use the SEP monies to retrofit more buses to reduce emissions. Houston-Galveston AERCO will send the TCEQ verification in the form of paid invoices and other documentation to show that the retrofits were completed. Retrofit technologies include particulate matter traps, diesel particulate matter filters, NOx reduction catalyst technology in combination with diesel particulate filters, and other emission control technologies that are developed and approved by EPA or the California Air Resources Board.					23,800.00	23,800.00	
AQ	37067	The Dow Chemical Company	07/09/2009	1.00:1	3,000.00	600.00	1,200.00	1,200.00	1,200.00

* There are Multiple Respondent Names associated to this Case No.

Appendix 10: List of SEP's & SEP Projects FY2009

Single Program

	POLLUTION PREVENTION	The Respondent will contribute to Houston-Galveston AERCO's Clean Cities/Clean Vehicles Program in Harris County. The contribution will be used in accordance with the Supplemental Environmental Project Agreement between the Houston-Galveston AERCO and the Texas Commission on Environmental Quality. SEP monies will be used to aid local school districts and area transit agencies in reaching local match requirements mandated by the Federal Highway Administration's ("FHWA") Congestion Mitigation/Air Quality funding program. SEP monies will be disbursed to school districts and transit agencies in need of funding assistance in the Houston-Galveston non-attainment area. Those SEP monies will be used exclusively by the school districts and transit agencies as supplements to meet the local match requirements of the EPA. SEP monies will be used to pay for the cost of replacing older diesel buses with alternative fueled or clean diesel buses. The old buses will be permanently retired and only sold for scrap. The schools and transit agencies will also use the SEP monies to retrofit more buses to reduce emissions. Houston-Galveston AERCO will send the TCEQ verification in the form of paid invoices and other documentation to show that the retrofits were completed. Retrofit technologies include particulate matter traps, diesel particulate matter filters, NOx reduction catalyst technology in combination with diesel particulate filters, and other emission control technologies that are developed and approved by EPA or the California Air Resources Board.					1,200.00	1,200.00	
AQ	35810	Equistar Chemicals, LP	11/06/2008	1.00:1	5,650.00	1,130.00	2,260.00	2,260.00	2,260.00
	POLLUTION PREVENTION	The Respondent shall contribute to the Third-Party Recipient pursuant to the agreement between the Third-Party Recipient and the TCEQ. Specifically, the contribution will be used to aid local school districts, area transit agencies, and local governments in need of funding assistance to pay for the cost of the following activities to reduce emissions: 1) replacing older diesel buses with alternative fuelled or clean diesel buses; or 2) retrofitting older diesel buses with new, cleaner technology. The funds will be disbursed on a needs-rated basis, using non-attainment area status, condition of buses, and economic status of the recipient as possible rating factors if competition for the funds exists. To maximize funds, retrofitting will take priority over replacement of buses. Older buses deemed not suitable for retrofitting will be permanently retired and sold only for scrap. Acceptable retrofit technologies include particulate matter traps, diesel particulate matter filters, nitrogen oxides (NOx) reduction catalyst technology in combination with diesel particulate filters, and other emission control technologies that are developed and approved by the United States Environmental Protection Agency ("EPA") or the California Air Resources Board.					2,260.00	2,260.00	
AQ	32543	OTAL PETROCHEMICALS USA INC.	07/20/2009	1.00:1	749,910.00	0.00	374,955.00	374,955.00	374,955.00
	POLLUTION REDUCTION	The Respondent shall contribute the SEP Offset Amount to the Third-Party Recipient named above. The contribution will be to City of Port Arthur in Jefferson County as set forth in an agreement between the Third-Party Recipient and the TCEQ. Specifically, the contribution will be used to replace three of the City's old diesel-powered generators with more environmentally friendly natural gas fueled generators. The SEP will be done in accordance with all federal, state and local environmental laws and regulations.					86,468.00	86,468.00	

* There are Multiple Respondent Names associated to this Case No.

Appendix 10: List of SEP's & SEP Projects FY2009

Single Program

	POLLUTION REDUCTION	SEP monies for the West Port Arthur Home Energy Efficiency Program will be used to conduct home energy audits and to assist low income residents in the West Port Arthur area by weatherizing their homes, which will improve their homes' energy efficiency. SEP monies will be used to pay for the cost of caulking and insulating the homes and appliances, as well as for replacing heating and cooling systems and major appliances with new, energy efficient equipment.	25,000.00	25,000.00					
	POLLUTION PREVENTION	SEP monies for the Southeast Texas Regional Air Monitoring Network will be used to will maintain, operate, and repair seven monitoring stations located at Beaumont, Cove School, Mauriceville, Sabine Pass, Southeast Texas Regional Airport, Port Neches, and West Orange. These monitoring stations monitor ozone (O3), nitrogen oxides (NOx), and volatile organic compounds (VOC).	263,487.00	263,487.00					
AQ	36031	Vopak Terminal Deer Park, Inc.	03/12/2009	1.00:1	11,200.00	2,240.00	4,480.00	4,480.00	4,480.00
	POLLUTION PREVENTION	The Respondent will contribute to Houston-Galveston AERCO's Clean Cities/Clean Vehicles Program in Harris County. The contribution will be used in accordance with the Supplemental Environmental Project Agreement between the Houston-Galveston AERCO and the Texas Commission on Environmental Quality. SEP monies will be used to aid local school districts and area transit agencies in reaching local match requirements mandated by the Federal Highway Administration's ("FHWA") Congestion Mitigation/Air Quality funding program. SEP monies will be disbursed to school districts and transit agencies in need of funding assistance in the Houston-Galveston non-attainment area. Those SEP monies will be used exclusively by the school districts and transit agencies as supplements to meet the local match requirements of the EPA. SEP monies will be used to pay for the cost of replacing older diesel buses with alternative fueled or clean diesel buses. The old buses will be permanently retired and only sold for scrap. The schools and transit agencies will also use the SEP monies to retrofit more buses to reduce emissions. Houston-Galveston AERCO will send the TCEQ verification in the form of paid invoices and other documentation to show that the retrofits were completed. Retrofit technologies include particulate matter traps, diesel particulate matter filters, NOx reduction catalyst technology in combination with diesel particulate filters, and other emission control technologies that are developed and approved by EPA or the California Air Resources Board.	4,480.00	4,480.00					
AQ	29089	Formosa Plastics Corporation, Texas	11/17/2008	1.00:1	121,443.00	0.00	60,722.00	60,721.00	60,721.00
	POLLUTION PREVENTION	The City of Point Comfort will use SEP funds to assist in rehabilitation of the wastewater treatment system as follows: " Replacement of the main sanitary sewer lift station (excluding the cost of installation of new high level alarms) to prevent sewage overflows or backups of sewage into residences; " Replacement of the final effluent outfall line at the wastewater treatment facility site; " Simultaneous deconstruction of portions of the former site to alleviate stormwater inflow into the chlorine contact chamber at the treatment facility; and " Engineering design and oversight. SEP funds will be used to pay contractors for direct costs associated with performance of the project and no portion will be spent on administrative costs.	60,721.00	60,721.00					
AQ	36071	OTAL PETROCHEMICALS USA INC.	04/05/2009	1.00:1	51,150.00	10,230.00	20,460.00	20,460.00	20,460.00

* There are Multiple Respondent Names associated to this Case No.

Appendix 10: List of SEP's & SEP Projects FY2009

Single Program

	POLLUTION PREVENTION	The Respondent shall contribute the SEP Offset Amount to the Third-Party Recipient named above. The contribution will be to Texas PTA for the Clean School Bus Program in Jefferson County as set forth in an agreement between the Third-Party Recipient and the TCEQ. Specifically, the contribution will be used to reimburse local school districts for the cost of the following activities to reduce emissions: 1) replacing older diesel buses with alternative fuelled or clean diesel buses; or 2) retrofitting older diesel buses with new, cleaner technology. All dollars contributed will be used solely for the direct cost of the project and no portion will be spent on administrative costs. The SEP will be done in accordance with all federal, state and local environmental laws and regulations.	12,960.00	12,960.00					
	POLLUTION PREVENTION	The Respondent shall contribute the SEP Offset Amount to the Third-Party Recipient named above. The contribution will be to City of Port Arthur in Jefferson County as set forth in an agreement between the Third-Party Recipient and the TCEQ. Specifically, the contribution will be used to replace three of the City's old diesel-powered generators with more environmentally friendly natural gas fueled generators. The SEP will be done in accordance with all federal, state and local environmental laws and regulations.	7,500.00	7,500.00					
AQ	35089	Exxon Mobil Corporation	08/23/2009	1.00:1	496,201.00	0.00	248,101.00	248,100.00	248,100.00
	POLLUTION PREVENTION	The Respondent shall contribute the SEP Offset Amount to the Third-Party Recipient named above. The contribution will be to Houston Regional Monitoring Corporation for the HRMC Houston Area Air Monitoring in Harris County as set forth in an agreement between the Third-Party Recipient and the TCEQ. SEP funds will be used to supplement existing operation of a network of ambient air monitoring stations (designated HRM Sites 1, 3, 4, 7, 8, 10, Wallisville, and Lynchburg Ferry) that continuously measure and record concentrations of ambient air pollutants. Specifically, SEP Funds will be used to operate, maintain, and potentially expand portions of the existing ambient air quality monitoring network in the Houston area in order to continue to provide information on data quality and trends to the public, TCEQ, and industry representatives. SEP Funds may be used to operate a single monitoring site or multiple sites contingent upon the amount of SEP funds provided. All dollars contributed will be used solely for the direct cost of the project and no portion will be spent on administrative costs. The SEP will be done in accordance with all federal, state and local environmental laws and regulations.	248,100.00	248,100.00					
AQ	36533	Enstor Katy Storage and Transportation, L.P.	03/23/2009	1.00:1	3,850.00	770.00	1,540.00	1,540.00	1,540.00

* There are Multiple Respondent Names associated to this Case No.

Appendix 10: List of SEP's & SEP Projects FY2009

Single Program

	POLLUTION PREVENTION	The Respondent will contribute to Houston-Galveston AERCO's Clean Cities/Clean Vehicles Program in Harris County. The contribution will be used in accordance with the Supplemental Environmental Project Agreement between the Houston-Galveston AERCO and the Texas Commission on Environmental Quality. SEP monies will be used to aid local school districts and area transit agencies in reaching local match requirements mandated by the Federal Highway Administration's ("FHWA") Congestion Mitigation/Air Quality funding program. SEP monies will be disbursed to school districts and transit agencies in need of funding assistance in the Houston-Galveston non-attainment area. Those SEP monies will be used exclusively by the school districts and transit agencies as supplements to meet the local match requirements of the EPA. SEP monies will be used to pay for the cost of replacing older diesel buses with alternative fueled or clean diesel buses. The old buses will be permanently retired and only sold for scrap. The schools and transit agencies will also use the SEP monies to retrofit more buses to reduce emissions. Houston-Galveston AERCO will send the TCEQ verification in the form of paid invoices and other documentation to show that the retrofits were completed. Retrofit technologies include particulate matter traps, diesel particulate matter filters, NOx reduction catalyst technology in combination with diesel particulate filters, and other emission control technologies that are developed and approved by EPA or the California Air Resources Board.					1,540.00	1,540.00	
AQ	35295	La Porte Methanol Company, L.P.	09/22/2008	1.00:1	3,925.00	785.00	1,570.00	1,570.00	1,570.00
	POLLUTION PREVENTION	The Respondent will contribute to Houston-Galveston AERCO's Clean Cities/Clean Vehicles Program in Harris County. The contribution will be used in accordance with the Supplemental Environmental Project Agreement between the Houston-Galveston AERCO and the Texas Commission on Environmental Quality. SEP monies will be used to aid local school districts and area transit agencies in reaching local match requirements mandated by the Federal Highway Administration's ("FHWA") Congestion Mitigation/Air Quality funding program. SEP monies will be disbursed to school districts and transit agencies in need of funding assistance in the Houston-Galveston non-attainment area. Those SEP monies will be used exclusively by the school districts and transit agencies as supplements to meet the local match requirements of the EPA. SEP monies will be used to pay for the cost of replacing older diesel buses with alternative fueled or clean diesel buses. The old buses will be permanently retired and only sold for scrap. The schools and transit agencies will also use the SEP monies to retrofit more buses to reduce emissions. Houston-Galveston AERCO will send the TCEQ verification in the form of paid invoices and other documentation to show that the retrofits were completed. Retrofit technologies include particulate matter traps, diesel particulate matter filters, NOx reduction catalyst technology in combination with diesel particulate filters, and other emission control technologies that are developed and approved by EPA or the California Air Resources Board.					1,570.00	1,570.00	
AQ	35743	Shell Chemical LP *	12/04/2008	1.00:1	43,970.00	0.00	21,985.00	21,985.00	21,985.00

* There are Multiple Respondent Names associated to this Case No.

Appendix 10: List of SEP's & SEP Projects FY2009

Single Program

	POLLUTION REDUCTION	The contribution will be used in accordance with the Supplemental Environmental Project Agreement between the Houston-Galveston AERCO and the Texas Commission on Environmental Quality. SEP monies will be used to aid local school districts and area transit agencies in reaching local match requirements mandated by the Federal Highway Administration's ("FHWA") Congestion Mitigation/Air Quality funding program. SEP monies will be disbursed to school districts and transit agencies in need of funding assistance in the Houston-Galveston non-attainment area. Those SEP monies will be used exclusively by the school districts and transit agencies as supplements to meet the local match requirements of the EPA. SEP monies will be used to pay for the cost of replacing older diesel buses with alternative fueled or clean diesel buses. The old buses will be permanently retired and only sold for scrap. The schools and transit agencies will also use the SEP monies to retrofit more buses to reduce emissions. Houston-Galveston AERCO will send the TCEQ verification in the form of paid invoices and other documentation to show that the retrofits were completed. Retrofit technologies include particulate matter traps, diesel particulate matter filters, NOx reduction catalyst technology in combination with diesel particulate filters, and other emission control technologies that are developed and approved by EPA or the California Air Resources Board.					21,985.00	21,985.00	
AQ	36114	Eagle Rock Field Services, L.P.	03/23/2009	1.00:1	8,241.00	1,648.00	3,297.00	3,296.00	3,296.00
	CLEAN UP	The Respondent shall contribute to the Third-Party Recipient pursuant to the agreement between the Third-Party Recipient and the TCEQ. Specifically, the contribution will be used to coordinate with city and/or county governmental officials regarding the clean up of sites where trash has been disposed of illegally. Eligible sites will be limited to those where a responsible party can not be identified and where there is no pre-existing obligation to clean up the site by the owner or the government. Additionally, reasonable efforts must have already been taken to prevent the dumping. SEP monies will be used to pay for the direct cost of collection and disposal of debris. All dollars contributed will be used solely for the direct cost of the project and no portion will be spent on administrative costs. The SEP will be done in accordance with all federal, state and local environmental laws and regulations.						3,296.00	3,296.00
AQ	31118	Chevron Phillips Chemical Company, LP	12/20/2008	1.00:1	92,677.00	0.00	46,339.00	46,338.00	46,338.00
	POLLUTION REDUCTION	SEP funds will be used to The SETRPC will use the funds to conduct home energy audits and to assist low income residents in the West Port Arthur area by weatherizing their homes which will improve their homes' energy efficiency. SEP monies will be used to pay for the cost of caulking and insulating the homes and appliances as well as for replacing heating and cooling systems and major appliances with new, energy efficient equipment.						46,338.00	46,338.00
AQ	36587	Vopak Logistics Services USA Inc.	04/05/2009	1.00:1	5,825.00	1,165.00	2,330.00	2,330.00	2,330.00

* There are Multiple Respondent Names associated to this Case No.

Appendix 10: List of SEP's & SEP Projects FY2009

Single Program

	POLLUTION PREVENTION	The Respondent will contribute to Houston-Galveston AERCO's Clean Cities/Clean Vehicles Program in Harris County. The contribution will be used in accordance with the Supplemental Environmental Project Agreement between the Houston-Galveston AERCO and the Texas Commission on Environmental Quality. SEP monies will be used to aid local school districts and area transit agencies in reaching local match requirements mandated by the Federal Highway Administration's ("FHWA") Congestion Mitigation/Air Quality funding program. SEP monies will be disbursed to school districts and transit agencies in need of funding assistance in the Houston-Galveston non-attainment area. Those SEP monies will be used exclusively by the school districts and transit agencies as supplements to meet the local match requirements of the EPA. SEP monies will be used to pay for the cost of replacing older diesel buses with alternative fueled or clean diesel buses. The old buses will be permanently retired and only sold for scrap. The schools and transit agencies will also use the SEP monies to retrofit more buses to reduce emissions. Houston-Galveston AERCO will send the TCEQ verification in the form of paid invoices and other documentation to show that the retrofits were completed. Retrofit technologies include particulate matter traps, diesel particulate matter filters, NOx reduction catalyst technology in combination with diesel particulate filters, and other emission control technologies that are developed and approved by EPA or the California Air Resources Board.					2,330.00	2,330.00	
AQ	36335	Honeywell International, Inc.	03/12/2009	1.00:1	2,700.00	540.00	1,080.00	1,080.00	1,080.00
	POLLUTION PREVENTION	The Respondent shall contribute the SEP Offset Amount to the Third-Party Recipient named above. The contribution will be to Texas PTA for the Clean School Bus Program in Orange County as set forth in an agreement between the Third-Party Recipient and the TCEQ. Specifically, the contribution will be used to reimburse local school districts for the cost of the following activities to reduce emissions: 1) replacing older diesel buses with alternative fueled or clean diesel buses; or 2) retrofitting older diesel buses with new, cleaner technology. All dollars contributed will be used solely for the direct cost of the project and no portion will be spent on administrative costs. The SEP will be done in accordance with all federal, state and local environmental laws and regulations.					1,080.00	1,080.00	
AQ	34452	Lehigh Cement Company	08/23/2009	1.00:1	160,140.00	0.00	104,550.00	55,590.00	55,590.00
	POLLUTION REDUCTION	The contribution will be used to reimburse local school districts for the cost of retrofitting or replacing school buses with cleaner technology buses to reduce air pollution emissions.					55,590.00	55,590.00	
AQ	37109	Huntsman Polymers Corporation	07/09/2009	1.00:1	45,208.00	9,041.00	18,084.00	18,083.00	18,083.00
	CLEAN UP	The Respondent shall contribute the SEP Offset Amount to the Third-Party Recipient named above. The contribution will be to Keep Odessa Beautiful, Inc. for the Household Hazardous Waste, Tire Collection, and Recycling program as set forth in an agreement between the Third-Party Recipient and the TCEQ. Specifically, the contribution will be used to provide citizens and schools with a safe and convenient opportunity to properly dispose of harmful chemicals and prevent illegal dumping of harmful wastes or tires. The following types of materials will be accepted: batteries, oil and oil filters, paints, household and/or school chemicals, and used tires. The items collected in these events will be either reused or properly disposed. Citizens may "reuse" unused portions of properly labelled and handled chemical products through the reusable materials exchange. All dollars contributed will be used solely for the direct cost of the project and no portion will be spent on administrative costs. The SEP will be done in accordance with all federal, state and local environmental laws and regulations.					18,083.00	18,083.00	

* There are Multiple Respondent Names associated to this Case No.

Appendix 10: List of SEP's & SEP Projects FY2009

Single Program

AQ	36588	Chevron Phillips Chemical Company, LP	04/20/2009	1.00:1	27,350.00	0.00	13,675.00	13,675.00	13,675.00
		POLLUTION PREVENTION	The Respondent shall contribute to the Third-Party Recipient pursuant to the agreement between the Third-Party Recipient and the TCEQ. Specifically, the contribution will be used to conduct home energy audits and to assist low income residents in the West Port Arthur area by weatherizing their homes which will improve their homes' energy efficiency. SEP monies will be used to pay for the cost of caulking and insulating homes, replacing heating and cooling systems and major appliances with new, energy efficient equipment.					13,675.00	13,675.00
AQ	36506	Exxon Mobil Corporation	04/05/2009	1.00:1	30,400.00	6,080.00	12,160.00	12,160.00	12,160.00
		POLLUTION PREVENTION	The Respondent will contribute to Houston-Galveston AERCO's Clean Cities/Clean Vehicles Program in Liberty County. The contribution will be used in accordance with the Supplemental Environmental Project Agreement between the Houston-Galveston AERCO and the Texas Commission on Environmental Quality. SEP monies will be used to aid local school districts and area transit agencies in reaching local match requirements mandated by the Federal Highway Administration's ("FHWA") Congestion Mitigation/Air Quality funding program. SEP monies will be disbursed to school districts and transit agencies in need of funding assistance in the Houston-Galveston non-attainment area. Those SEP monies will be used exclusively by the school districts and transit agencies as supplements to meet the local match requirements of the EPA. SEP monies will be used to pay for the cost of replacing older diesel buses with alternative fueled or clean diesel buses. The old buses will be permanently retired and only sold for scrap. The schools and transit agencies will also use the SEP monies to retrofit more buses to reduce emissions. Houston-Galveston AERCO will send the TCEQ verification in the form of paid invoices and other documentation to show that the retrofits were completed. Retrofit technologies include particulate matter traps, diesel particulate matter filters, NOx reduction catalyst technology in combination with diesel particulate filters, and other emission control technologies that are developed and approved by EPA or the California Air Resources Board.					12,160.00	12,160.00
AQ	31785	LI Holdings, Inc.	07/20/2009	1.00:1	28,378.00	0.00	14,189.00	14,189.00	14,189.00
		POLLUTION PREVENTION	The Respondent shall contribute the SEP Offset Amount to the Third-Party Recipient named above. The contribution will be to Texas PTA for the Clean School Bus Program in Freestone County as set forth in an agreement between the Third-Party Recipient and the TCEQ. Specifically, the contribution will be used to reimburse local school districts for the cost of the following activities to reduce emissions: 1) replacing older diesel buses with alternative fueled or clean diesel buses; or 2) retrofitting older diesel buses with new, cleaner technology. All dollars contributed will be used solely for the direct cost of the project and no portion will be spent on administrative costs. The SEP will be done in accordance with all federal, state and local environmental laws and regulations.					14,189.00	14,189.00
AQ	36620	KM Liquids Terminals LLC	03/23/2009	1.00:1	10,000.00	0.00	5,000.00	5,000.00	5,000.00

* There are Multiple Respondent Names associated to this Case No.

Appendix 10: List of SEP's & SEP Projects FY2009

Single Program

	POLLUTION PREVENTION	The Respondent will contribute to Houston-Galveston AERCO's Clean Cities/Clean Vehicles Program in Harris County. The contribution will be used in accordance with the Supplemental Environmental Project Agreement between the Houston-Galveston AERCO and the Texas Commission on Environmental Quality. SEP monies will be used to aid local school districts and area transit agencies in reaching local match requirements mandated by the Federal Highway Administration's ("FHWA") Congestion Mitigation/Air Quality funding program. SEP monies will be disbursed to school districts and transit agencies in need of funding assistance in the Houston-Galveston non-attainment area. Those SEP monies will be used exclusively by the school districts and transit agencies as supplements to meet the local match requirements of the EPA. SEP monies will be used to pay for the cost of replacing older diesel buses with alternative fueled or clean diesel buses. The old buses will be permanently retired and only sold for scrap. The schools and transit agencies will also use the SEP monies to retrofit more buses to reduce emissions. Houston-Galveston AERCO will send the TCEQ verification in the form of paid invoices and other documentation to show that the retrofits were completed. Retrofit technologies include particulate matter traps, diesel particulate matter filters, NOx reduction catalyst technology in combination with diesel particulate filters, and other emission control technologies that are developed and approved by EPA or the California Air Resources Board.					5,000.00	5,000.00	
AQ	36687	Norit Americas, Inc.	06/01/2009	1.00:1	28,760.00	5,752.00	11,504.00	11,504.00	11,504.00
	POLLUTION PREVENTION	The Respondent shall contribute the SEP Offset Amount to the Third-Party Recipient named above. The contribution will be to Texas PTA for the Clean School Bus Program in Harrison County as set forth in an agreement between the Third-Party Recipient and the TCEQ. Specifically, the contribution will be used to reimburse local school districts for the cost of the following activities to reduce emissions: 1) replacing older diesel buses with alternative fueled or clean diesel buses; or 2) retrofitting older diesel buses with new, cleaner technology. All dollars contributed will be used solely for the direct cost of the project and no portion will be spent on administrative costs. The SEP will be done in accordance with all federal, state and local environmental laws and regulations.					11,504.00	11,504.00	
AQ	35696	Equistar Chemicals, LP	10/23/2008	1.00:1	6,000.00	1,200.00	2,400.00	2,400.00	2,400.00
	CLEAN UP	The Respondent shall contribute the SEP Amount to the Third-Party Recipient pursuant to the agreement between the Third-Party Recipient and the TCEQ. Specifically, the contribution will be used to cleanup unauthorized dump sites, recycle materials when feasible, and properly dispose of all waste. Eligible sites will be limited to those where a responsible party cannot be found or is unable to clean the site and where reasonable efforts have been made to prevent the dumping. SEP monies will be used for the direct cost of collection and disposal of waste. No SEP monies will be spent on administrative costs.					2,400.00	2,400.00	
AQ	528	Citgo Refining and Chemicals Company L.P.	08/23/2009	1.00:1	68,640.00	0.00	34,320.00	34,320.00	34,320.00
	POLLUTION REDUCTION	The contribution will be used to reimburse local school districts for the cost of retrofitting or replacing school buses with cleaner technology buses to reduce air pollution emissions.					34,320.00	34,320.00	
AQ	34572	The Premcor Refining Group Inc.	01/30/2009	1.00:1	14,641.00	0.00	7,321.00	7,320.00	7,320.00

* There are Multiple Respondent Names associated to this Case No.

Appendix 10: List of SEP's & SEP Projects FY2009

Single Program

	POLLUTION PREVENTION	The Respondent shall contribute to the Third-Party Recipient pursuant to the agreement between the Third-Party Recipient and the TCEQ. Specifically, the contribution will be used to conduct home energy audits and to assist low income residents in the West Port Arthur area by weatherizing their homes which will improve their homes' energy efficiency. SEP monies will be used to pay for the cost of caulking and insulating homes, replacing heating and cooling systems and major appliances with new, energy efficient equipment.					7,320.00	7,320.00	
AQ	31081	BASF FINA Petrochemicals Limited Partnership	12/20/2008	1.00:1	203,125.00	0.00	101,563.00	101,562.00	101,562.00
	POLLUTION REDUCTION	Home energy audits in the West Port Arthur area						101,562.00	101,562.00
AQ	35768	Mobil Chemical Company Inc.	11/06/2008	1.00:1	2,725.00	545.00	1,090.00	1,090.00	1,090.00
	POLLUTION REDUCTION	The Respondent shall contribute the SEP Amount to the Third-Party Recipient pursuant to the agreement between the Third-Party Recipient and the TCEQ. Specifically, the contribution will be used to install, operate, and maintain a stationary ambient air monitoring station in the vicinity of Memorial High School Ninth Grade Campus. The station will employ canister sampling, a hydrocarbon analyzer, and/or a chromatograph. Ancillary equipment will include a sample conditioning system, a ten meter meteorological tower, a climate controlled equipment shelter, a remote communications system, and have electronic data logging capabilities. The station will continuously sample and analyze the ambient air for a wide range of hydrocarbon species in accordance with Environmental Protection Agency's recommended "TO-14" list. SEP monies will be used for the cost of purchasing, installing, operating, and maintaining the air monitoring station along with its ancillary equipment.						1,090.00	1,090.00
AQ	37006	Huntsman Petrochemical Corporation	08/31/2009	1.00:1	28,615.00	0.00	14,308.00	14,307.00	14,307.00
	POLLUTION PREVENTION	The Respondent shall contribute to the Third-Party Recipient pursuant to the agreement between the Third-Party Recipient and the TCEQ. Specifically, the Third-Party Recipient will contribute to Jefferson County for its Retrofit/Replacement of Heavy Equipment and Vehicles with Alternative Fueled Equipment and Vehicles. Specifically, the contribution will be used to purchase alternative fueled equipment such as propane or electric powered lawn mowers, propane powered light duty and heavy equipment, and alternative fueled vehicles and retire diesel and gasoline powered equipment and vehicles. Jefferson County will also convert current equipment and vehicles to alternative fueled equipment in order to lower emissions.						14,307.00	14,307.00
AQ	35304	Exxon Mobil Corporation	10/06/2008	1.00:1	65,300.00	13,060.00	26,120.00	26,120.00	26,120.00

* There are Multiple Respondent Names associated to this Case No.

Appendix 10: List of SEP's & SEP Projects FY2009

Single Program

	POLLUTION PREVENTION	The Respondent will contribute to Houston-Galveston AERCO's Clean Cities/Clean Vehicles Program in Harris County. The contribution will be used in accordance with the Supplemental Environmental Project Agreement between the Houston-Galveston AERCO and the Texas Commission on Environmental Quality. SEP monies will be used to aid local school districts and area transit agencies in reaching local match requirements mandated by the Federal Highway Administration's ("FHWA") Congestion Mitigation/Air Quality funding program. SEP monies will be disbursed to school districts and transit agencies in need of funding assistance in the Houston-Galveston non-attainment area. Those SEP monies will be used exclusively by the school districts and transit agencies as supplements to meet the local match requirements of the EPA. SEP monies will be used to pay for the cost of replacing older diesel buses with alternative fueled or clean diesel buses. The old buses will be permanently retired and only sold for scrap. The schools and transit agencies will also use the SEP monies to retrofit more buses to reduce emissions. Houston-Galveston AERCO will send the TCEQ verification in the form of paid invoices and other documentation to show that the retrofits were completed. Retrofit technologies include particulate matter traps, diesel particulate matter filters, NOx reduction catalyst technology in combination with diesel particulate filters, and other emission control technologies that are developed and approved by EPA or the California Air Resources Board.					26,120.00	26,120.00	
AQ	35830	The Premcor Refining Group Inc.	02/22/2009	1.00:1	46,213.00	0.00	23,107.00	23,106.00	23,106.00
	POLLUTION PREVENTION	The Respondent shall contribute to the Third-Party Recipient pursuant to the agreement between the Third-Party Recipient and the TCEQ. Specifically, the contribution will be used to conduct home energy audits and to assist low income residents in the West Port Arthur area by weatherizing their homes which will improve their homes' energy efficiency. SEP monies will be used to pay for the cost of caulking and insulating homes, replacing heating and cooling systems and major appliances with new, energy efficient equipment.						23,106.00	23,106.00
AQ	37263	Huntsman Petrochemical Corporation	08/23/2009	1.00:1	19,050.00	3,810.00	7,620.00	7,620.00	7,620.00
	POLLUTION PREVENTION	The Respondent shall contribute to the Third-Party Recipient pursuant to the agreement between the Third-Party Recipient and the TCEQ. Specifically, the Third-Party Recipient will contribute to Jefferson County for its Retrofit/Replacement of Heavy Equipment and Vehicles with Alternative Fueled Equipment and Vehicles. Specifically, the contribution will be used to purchase alternative fueled equipment such as propane or electric powered lawn mowers, propane powered light duty and heavy equipment, and alternative fueled vehicles and retire diesel and gasoline powered equipment and vehicles. Jefferson County will also convert current equipment and vehicles to alternative fueled equipment in order to lower emissions. All dollars contributed will be used solely for the direct cost of the project and no portion will be spent on administrative costs. The SEP will be done in accordance with all federal, state and local environmental laws and regulations.						7,620.00	7,620.00
AQ	18611	Southwestern Electric Power Company	10/23/2008	1.00:1	98,176.00	0.00	49,088.00	49,088.00	49,088.00

* There are Multiple Respondent Names associated to this Case No.

Appendix 10: List of SEP's & SEP Projects FY2009

Single Program

		POLLUTION REDUCTION	Respondent shall contribute the SEP Amount to the Third-Party Recipient pursuant to the agreement between the Third-Party Recipient and the TCEQ. Specifically, the contributions will be to the Texas Association of Resource Conservation and Development Areas, Inc. ("RC&D") for the Clean School Bus program in Titus County. Specifically, SEP monies for the Clean School Bus program will be used to aid local school districts, area transit agencies, and local governments in need of funding assistance to pay for the cost of retrofitting or replacing older diesel buses with alternative fueled or clean diesel buses to reduce emissions. SEP funds may be used in reaching local match requirements mandated by the Federal Highway Administration's ("FHWA") Congestion Mitigation/Air Quality funding program.	49,088.00	49,088.00			
AQ	37161	Magellan Terminals Holdings, L.P.	08/23/2009	1.00:1	2,750.00	550.00	1,100.00	1,100.00
		POLLUTION PREVENTION	The Respondent will contribute to Houston-Galveston AERCO's Clean Cities/Clean Vehicles Program in Harris County. The contribution will be used in accordance with the Supplemental Environmental Project Agreement between the Houston-Galveston AERCO and the Texas Commission on Environmental Quality. SEP monies will be used to aid local school districts and area transit agencies in reaching local match requirements mandated by the Federal Highway Administration's ("FHWA") Congestion Mitigation/Air Quality funding program. SEP monies will be disbursed to school districts and transit agencies in need of funding assistance in the Houston-Galveston non-attainment area. Those SEP monies will be used exclusively by the school districts and transit agencies as supplements to meet the local match requirements of the EPA. SEP monies will be used to pay for the cost of replacing older diesel buses with alternative fueled or clean diesel buses. The old buses will be permanently retired and only sold for scrap. The schools and transit agencies will also use the SEP monies to retrofit more buses to reduce emissions. Houston-Galveston AERCO will send the TCEQ verification in the form of paid invoices and other documentation to show that the retrofits were completed. Retrofit technologies include particulate matter traps, diesel particulate matter filters, NOx reduction catalyst technology in combination with diesel particulate filters, and other emission control technologies that are developed and approved by EPA or the California Air Resources Board.	1,100.00	1,100.00			
AQ	32604	Exxon Mobil Corporation	02/08/2009	1.00:1	40,000.00	0.00	20,000.00	20,000.00
		POLLUTION REDUCTION	The contribution will be used in accordance with the Supplemental Environmental Project Agreement between the Houston-Galveston AERCO and the Texas Commission on Environmental Quality. SEP monies will be used to aid local school districts and area transit agencies in reaching local match requirements mandated by the Federal Highway Administration's ("FHWA") Congestion Mitigation/Air Quality funding program. SEP monies will be disbursed to school districts and transit agencies in need of funding assistance in the Houston-Galveston non-attainment area. SEP monies will be used to pay for the cost of replacing older diesel buses with alternative fueled or clean diesel buses. The old buses will be permanently retired and only sold for scrap.	20,000.00	20,000.00			
AQ	35926	The Dow Chemical Company	06/01/2009	1.00:1	202,325.00	0.00	101,163.00	101,162.00

* There are Multiple Respondent Names associated to this Case No.

Appendix 10: List of SEP's & SEP Projects FY2009

Single Program

	POLLUTION PREVENTION	The Respondent will contribute to Houston-Galveston AERCO's Clean Cities/Clean Vehicles Program in Brazoria County. The contribution will be used in accordance with the Supplemental Environmental Project Agreement between the Houston-Galveston AERCO and the Texas Commission on Environmental Quality. SEP monies will be used to aid local school districts and area transit agencies in reaching local match requirements mandated by the Federal Highway Administration's ("FHWA") Congestion Mitigation/Air Quality funding program. SEP monies will be disbursed to school districts and transit agencies in need of funding assistance in the Houston-Galveston non-attainment area. Those SEP monies will be used exclusively by the school districts and transit agencies as supplements to meet the local match requirements of the EPA. SEP monies will be used to pay for the cost of replacing older diesel buses with alternative fueled or clean diesel buses. The old buses will be permanently retired and only sold for scrap. The schools and transit agencies will also use the SEP monies to retrofit more buses to reduce emissions. Houston-Galveston AERCO will send the TCEQ verification in the form of paid invoices and other documentation to show that the retrofits were completed. Retrofit technologies include particulate matter traps, diesel particulate matter filters, NOx reduction catalyst technology in combination with diesel particulate filters, and other emission control technologies that are developed and approved by EPA or the California Air Resources Board.	101,162.00	101,162.00					
AQ	36359	Targa Midstream Services Limited Partnership	05/03/2009	1.00:1	21,602.00	0.00	10,801.00	10,801.00	10,801.00
	POLLUTION PREVENTION	The Respondent will contribute to Barbers Hill Independent School District's ("Barbers Hill ISD") Alternative Fueled Vehicle and Equipment Program in Chambers County. The contribution will be used in accordance with the Supplemental Environmental Project Agreement between Barbers Hill ISD and the Texas Commission on Environmental Quality. SEP monies will be used to retire current diesel-powered or gasoline powered vehicles and equipment and replace those vehicles and equipment with alternative-fueled vehicles and equipment; convert current vehicles and equipment to alternative-fueled equipment; or retrofit current gasoline or diesel-powered equipment.	10,801.00	10,801.00					
AQ	37185	Honeywell International, Inc.	08/23/2009	1.00:1	24,075.00	4,815.00	9,630.00	9,630.00	9,630.00
	POLLUTION PREVENTION	The Respondent shall contribute the SEP Offset Amount to the Third-Party Recipient named above. The contribution will be to Texas PTA for the Texas PTA Clean School Bus Program as set forth in an agreement between the Third-Party Recipient and the TCEQ. Specifically, the contribution will be used to reimburse local school districts for the cost of the following activities to reduce emissions: 1) replacing older diesel buses with alternative fueled or clean diesel buses; or 2) retrofitting older diesel buses with new, cleaner technology. All dollars contributed will be used solely for the direct cost of the project and no portion will be spent on administrative costs. The SEP will be done in accordance with all federal, state and local environmental laws and regulations.	9,630.00	9,630.00					
AQ	36025	Formosa Plastics Corporation, Texas	02/22/2009	1.00:1	8,814.00	1,762.00	3,526.00	3,526.00	3,526.00

* There are Multiple Respondent Names associated to this Case No.

Appendix 10: List of SEP's & SEP Projects FY2009

Single Program

	POLLUTION PREVENTION	The Respondent shall contribute to the Third-Party Recipient pursuant to the agreement between the Third-Party Recipient and the TCEQ. Specifically, the contribution will be used to assist in the rehabilitation of the wastewater treatment system, including: replacement of the main sanitary sewer lift station to prevent sewage overflows or backups of sewage into residences; replacement of the final effluent outfall line at the wastewater treatment facility site; demolition of portions of the former site to alleviate storm water inflow into the chlorine contact chamber; and engineering design and oversight for the project.					3,526.00	3,526.00	
AQ	34213	Shell Chemical LP	11/06/2008	1.00:1	31,540.00	0.00	15,770.00	15,770.00	15,770.00
	POLLUTION REDUCTION	The Respondent will contribute to Houston-Galveston AERCO's Clean Cities/Clean Vehicles Program in Harris County. The contribution will be used in accordance with the Supplemental Environmental Project Agreement between the Houston-Galveston AERCO and the Texas Commission on Environmental Quality. SEP monies will be used to aid local school districts and area transit agencies in reaching local match requirements mandated by the Federal Highway Administration's ("FHWA") Congestion Mitigation/Air Quality funding program. SEP monies will be disbursed to school districts and transit agencies in need of funding assistance in the Houston-Galveston non-attainment area. Those SEP monies will be used exclusively by the school districts and transit agencies as supplements to meet the local match requirements of the EPA. SEP monies will be used to pay for the cost of replacing older diesel buses with alternative fueled or clean diesel buses. The old buses will be permanently retired and only sold for scrap. The schools and transit agencies will also use the SEP monies to retrofit more buses to reduce emissions. Houston-Galveston AERCO will send the TCEQ verification in the form of paid invoices and other documentation to show that the retrofits were completed. Retrofit technologies include particulate matter traps, diesel particulate matter filters, NOx reduction catalyst technology in combination with diesel particulate filters, and other emission control technologies that are developed and approved by EPA or the California Air Resources Board.					15,770.00	15,770.00	
AQ	35886	Williamson Printing Corporation	11/17/2008	1.00:1	10,000.00	2,000.00	4,000.00	4,000.00	4,000.00
	POLLUTION REDUCTION	The Respondent shall contribute the SEP Offset Amount to the Third-Party Recipient named above. The contribution will be to Texas PTA for the Clean School Bus Program as set forth in an agreement between the Third-Party Recipient and the TCEQ. Specifically, the contribution will be used to reimburse local school districts for the cost of the following activities to reduce emissions: 1) replacing older diesel buses with alternative fuelled or clean diesel buses; or 2) retrofitting older diesel buses with new, cleaner technology. All dollars contributed will be used solely for the direct cost of the project and no portion will be spent on administrative costs. The SEP will be done in accordance with all federal, state and local environmental laws and regulations.					4,000.00	4,000.00	
AQ	35511	Texas Petrochemicals LP	04/05/2009	1.00:1	62,369.00	12,472.00	24,949.00	24,948.00	24,948.00

* There are Multiple Respondent Names associated to this Case No.

Appendix 10: List of SEP's & SEP Projects FY2009

Single Program

	POLLUTION PREVENTION	This SEP will provide significant and discernible environmental benefits to the Harris County area by providing measurements of concentrations of certain air pollutants. The information obtained from this monitoring site will provide the community with more knowledge of the types and quantities of pollutants present in this industrialized area. Data obtained from the monitoring site, and made available to the public, may be used by the TCEQ, EPA, scientists, local government and industry to reduce emissions, as appropriate. Because air quality is an important priority in the Harris County area, this project is focused on providing air quality data that may be used by the TCEQ, local programs, and other stakeholders to investigate and improve knowledge of any identified air quality concerns. Data from the project may be used to detect and track air emissions in near real-time to determine air pollution source locations for enforcement actions, permitting and regulatory decisions, potential future health effects studies and/or as part of a pollution program such as the Environmental Monitoring and Response System. The data also can be used by the TCEQ and the EPA to help determine if additional air quality problems that have not yet been detected exist in the Harris County area.	24,948.00	24,948.00					
AQ	36156	Shell Chemical LP *	08/23/2009	1.00:1	71,900.00	0.00	35,950.00	35,950.00	35,950.00
	POLLUTION PREVENTION	The Respondents will contribute to Houston-Galveston AERCO's Clean Cities/Clean Vehicles Program in Harris County. The contribution will be used in accordance with the Supplemental Environmental Project Agreement between the Houston-Galveston AERCO and the Texas Commission on Environmental Quality. SEP monies will be used to aid local school districts and area transit agencies in reaching local match requirements mandated by the Federal Highway Administration's ("FHWA") Congestion Mitigation/Air Quality funding program. SEP monies will be disbursed to school districts and transit agencies in need of funding assistance in the Houston-Galveston non-attainment area. Those SEP monies will be used exclusively by the school districts and transit agencies as supplements to meet the local match requirements of the EPA. SEP monies will be used to pay for the cost of replacing older diesel buses with alternative fueled or clean diesel buses. The old buses will be permanently retired and only sold for scrap. The schools and transit agencies will also use the SEP monies to retrofit more buses to reduce emissions. Houston-Galveston AERCO will send the TCEQ verification in the form of paid invoices and other documentation to show that the retrofits were completed. Retrofit technologies include particulate matter traps, diesel particulate matter filters, NOx reduction catalyst technology in combination with diesel particulate filters, and other emission control technologies that are developed and approved by EPA or the California Air Resources Board.	35,950.00	35,950.00					
AQ	33527	Shell Chemical LP *	02/08/2009	1.00:1	166,530.00	0.00	83,265.00	83,265.00	83,265.00

* There are Multiple Respondent Names associated to this Case No.

Appendix 10: List of SEP's & SEP Projects FY2009

Single Program

	POLLUTION REDUCTION	The contribution will be used in accordance with the Supplemental Environmental Project Agreement between the Houston-Galveston AERCO and the Texas Commission on Environmental Quality. SEP monies will be used to aid local school districts and area transit agencies in Harris County in reaching local match requirements mandated by the Federal Highway Administration's ("FHWA") Congestion Mitigation/Air Quality funding program. SEP monies will be disbursed to school districts and transit agencies in need of funding assistance in the Houston-Galveston non-attainment area. Those SEP monies will be used exclusively by the school districts and transit agencies as supplements to meet the local match requirements of the EPA. SEP monies will be used to pay for the cost of replacing older diesel buses with alternative fueled or clean diesel buses. The old buses will be permanently retired and only sold for scrap.	83,265.00	83,265.00					
AQ	37123	LANXESS Corporation	08/31/2009	1.00:1	4,524.00	904.00	1,810.00	1,810.00	1,810.00
	ENVIRONMENTAL RESTORATION	The Respondent shall contribute the SEP Offset Amount to the Third-Party Recipient named above. The contribution will be to Ducks Unlimited, Inc. for Reforestation and Enhancement of Tony Houseman State Park & Wildlife Management Area at Blue Elbow Swamp as set forth in an agreement between the Third-Party Recipient and the TCEQ. SEP funds will be used for the restoration and enhancement of the forested wetlands at the park. SEP monies will be used to pay for the cost of trees, labor, and for the equipment needed to plant tree and remove undesired exotic species. All dollars contributed will be used solely for the direct cost of the project and no portion will be spent on administrative costs. The SEP will be done in accordance with all federal, state and local environmental laws and regulations.	1,810.00	1,810.00					
AQ	36818	Citgo Refining and Chemicals Company L.P.	06/15/2009	1.00:1	20,459.00	4,091.00	8,184.00	8,184.00	8,184.00
	POLLUTION PREVENTION	The Respondent shall contribute to the Third-Party Recipient pursuant to the agreement between the Third-Party Recipient and the TCEQ. Specifically, the contribution will be used to implement the AutoCheck program. AutoCheck is a remote sensing system that detects polluting vehicles as they drive past the system. Motorists are informed if their vehicles are polluting via a large electronic sign. Once a vehicle is identified, qualified service stations perform repairs on these vehicles. Pre and post emissions tests are performed and tracked, and the service stations are reimbursed for their expenses. The monies shall be used to only pay for the repair vouchers, equipment maintenance, and a program operator. The operator shall only work on the AutoCheck program.	8,184.00	8,184.00					
AQ	35080	The Dow Chemical Company	02/08/2009	1.00:1	30,000.00	0.00	15,000.00	15,000.00	15,000.00
	POLLUTION REDUCTION	The contribution will be used in accordance with the Supplemental Environmental Project Agreement between the Houston-Galveston AERCO and the Texas Commission on Environmental Quality. SEP monies will be used to aid local school districts and area transit agencies in reaching local match requirements mandated by the Federal Highway Administration's ("FHWA") Congestion Mitigation/Air Quality funding program. SEP monies will be disbursed to school districts and transit agencies in need of funding assistance in the Houston-Galveston non-attainment area. Those SEP monies will be used exclusively by the school districts and transit agencies as supplements to meet the local match requirements of the EPA. SEP monies will be used to pay for the cost of replacing older diesel buses with alternative fueled or clean diesel buses. The old buses will be permanently retired and only sold for scrap.	15,000.00	15,000.00					

* There are Multiple Respondent Names associated to this Case No.

Appendix 10: List of SEP's & SEP Projects FY2009

Single Program

AQ	32866	Diamond Shamrock Refining Company, L.P.	04/05/2009	1.00:1	30,750.00	0.00	15,375.00	15,375.00	15,375.00
		CLEAN UP	The Respondent shall contribute to the Third-Party Recipient pursuant to the agreement between the Third-Party Recipient and the TCEQ. Specifically, the contribution will be used to coordinate with city and/or county governmental officials regarding the clean up of sites where trash has been disposed of illegally. Eligible sites will be limited to those where a responsible party can not be identified and where there is no pre-existing obligation to clean up the site by the owner or the government. Additionally, reasonable efforts must have already been taken to prevent the dumping. SEP monies will be used to pay for the direct cost of collection and disposal of debris. All dollars contributed will be used solely for the direct cost of the project and no portion will be spent on administrative costs. The SEP will be done in accordance with all federal, state and local environmental laws and regulations.					15,375.00	15,375.00
AQ	37365	Chevron Phillips Chemical Company, LP	08/31/2009	1.00:1	9,750.00	1,950.00	3,900.00	3,900.00	3,900.00
		POLLUTION PREVENTION	The Respondent will contribute to Barbers Hill Independent School District's ("Barbers Hill ISD") Energy Efficiency in Chambers County. The contribution will be used in accordance with the Supplemental Environmental Project Agreement between Barbers Hill ISD and the Texas Commission on Environmental Quality. SEP monies will be used to perform energy efficiency upgrades on public buildings and infrastructure. Specifically, the SEP funds may only be used for: 1) the cost of conducting energy efficiency audits; 2) the incremental cost for construction or implementation of energy-efficiency upgrades; 3) the incremental cost of the purchase of more energy-efficient equipment or appliances; and/or 4) or other direct costs authorized in advance by TCEQ.					3,900.00	3,900.00
AQ	35039	Shumard Corporation	04/05/2009	1.00:1	32,500.00	6,500.00	13,000.00	13,000.00	13,000.00
		POLLUTION PREVENTION	The Respondent shall contribute the SEP Amount to the Third-Party Recipient pursuant to the agreement between the Third-Party Recipient and the TCEQ. Specifically, the contribution will be used to host a one-day even in Tarrant County where 167 operational gas-powered walk-behind lawn mowers may be traded in for a discount on a clean-running electric mower. The City of Fort Worth ("the City") shall coordinate with retailers and/or manufacturers to provide a 20% discount off the retail cost of electric mowers. The City will pay 40% of the retail cost with SEP funds to keep out-of-pocket consumer costs comparable to that of buying a gas-powered mower. The discounted price for the consumer will be approximately \$209 for an electric mower that usually costs \$449.					13,000.00	13,000.00
AQ	35593	ConocoPhillips Company	02/08/2009	1.00:1	40,150.00	8,030.00	16,060.00	16,060.00	16,060.00
		CLEAN UP	The Respondent shall contribute to the Third-Party Recipient pursuant to the agreement between the Third-Party Recipient and the TCEQ. Specifically, the contribution will be used to coordinate with city and/or county governmental officials regarding the clean up of sites where trash has been disposed of illegally. Eligible sites will be limited to those where a responsible party can not be identified and where there is no pre-existing obligation to clean up the site by the owner or the government. Additionally, reasonable efforts must have already been taken to prevent the dumping. SEP monies will be used to pay for the direct cost of collection and disposal of debris. All dollars contributed will be used solely for the direct cost of the project and no portion will be spent on administrative costs. The SEP will be done in accordance with all federal, state and local environmental laws and regulations.					16,060.00	16,060.00
AQ	36029	Flint Hills Resources, LP	01/30/2009	1.00:1	27,100.00	5,420.00	10,840.00	10,840.00	10,840.00

* There are Multiple Respondent Names associated to this Case No.

Appendix 10: List of SEP's & SEP Projects FY2009

Single Program

		POLLUTION REDUCTION	The Respondent shall contribute to the Third-Party Recipient pursuant to the agreement between the Third-Party Recipient and the TCEQ. Specifically, the contribution will be used to conduct home energy audits and to assist low income residents in the West Port Arthur area by weatherizing their homes which will improve their homes' energy efficiency. SEP monies will be used to pay for the cost of caulking and insulating homes, replacing heating and cooling systems and major appliances with new, energy efficient equipment.				10,840.00	10,840.00
AQ	36623	Huntsman Petrochemical Corporation	05/03/2009	1.00:1	117,715.00	23,543.00	47,086.00	47,086.00
		POLLUTION PREVENTION	The Respondent shall contribute to the Third-Party Recipient pursuant to the agreement between the Third-Party Recipient and the TCEQ. Specifically, the Third-Party Recipient will contribute to Jefferson County for its Retrofit/Replacement of Heavy Equipment and Vehicles with Alternative Fueled Equipment and Vehicles. Specifically, the contribution will be used to purchase alternative fueled equipment such as propane or electric powered lawn mowers, propane powered light duty and heavy equipment, and alternative fueled vehicles and retire diesel and gasoline powered equipment and vehicles. Jefferson County will also convert current equipment and vehicles to alternative fueled equipment in order to lower emissions.				47,086.00	47,086.00
AQ	35904	Building Materials Corporation of America	02/08/2009	1.00:1	50,925.00	10,185.00	20,370.00	20,370.00
		POLLUTION REDUCTION	The Respondent shall contribute the SEP Offset Amount to the Third-Party Recipient named above. The contribution will be to Texas PTA for the Clean School Bus Program in Dallas County as set forth in an agreement between the Third-Party Recipient and the TCEQ. Specifically, the contribution will be used to reimburse local school districts for the cost of the following activities to reduce emissions: 1) replacing older diesel buses with alternative fuelled or clean diesel buses; or 2) retrofitting older diesel buses with new, cleaner technology. All dollars contributed will be used solely for the direct cost of the project and no portion will be spent on administrative costs. The SEP will be done in accordance with all federal, state and local environmental laws and regulations.				20,370.00	20,370.00
AQ	35880	ExxonMobil Oil Corporation	02/08/2009	1.00:1	17,250.00	3,450.00	6,900.00	6,900.00
		POLLUTION REDUCTION	The Respondent shall contribute to the Third-Party Recipient pursuant to the agreement between the Third-Party Recipient and the TCEQ. Specifically, the contribution will be used to aid local school districts, area transit agencies, and local governments in need of funding assistance to pay for the cost of the following activities to reduce emissions: 1) replacing older diesel buses with alternative fuelled or clean diesel buses; or 2) retrofitting older diesel buses with new, cleaner technology. The funds will be disbursed on a needs-rated basis, using non-attainment area status, condition of buses, and economic status of the recipient as possible rating factors if competition for the funds exists. To maximize funds, retrofitting will take priority over replacement of buses. Older buses deemed not suitable for retrofitting will be permanently retired and sold only for scrap. Acceptable retrofit technologies include particulate matter traps, diesel particulate matter filters, nitrogen oxides (NOx) reduction catalyst technology in combination with diesel particulate filters, and other emission control technologies that are developed and approved by the United States Environmental Protection Agency ("EPA") or the California Air Resources Board.				6,900.00	6,900.00
AQ	36931	Lide Industries LLC	07/20/2009	1.00:1	30,100.00	0.00	15,050.00	15,050.00

* There are Multiple Respondent Names associated to this Case No.

Appendix 10: List of SEP's & SEP Projects FY2009

Single Program

	POLLUTION PREVENTION	The Respondent shall contribute the SEP Offset Amount to the Third-Party Recipient named above. The contribution will be to Texas PTA for the Clean School Bus Program in Freestone County as set forth in an agreement between the Third-Party Recipient and the TCEQ. Specifically, the contribution will be used to reimburse local school districts for the cost of the following activities to reduce emissions: 1) replacing older diesel buses with alternative fuelled or clean diesel buses; or 2) retrofitting older diesel buses with new, cleaner technology. All dollars contributed will be used solely for the direct cost of the project and no portion will be spent on administrative costs. The SEP will be done in accordance with all federal, state and local environmental laws and regulations.	15,050.00	15,050.00					
AQ	34300	Equistar Chemicals, LP	09/22/2008	1.00:1	51,984.00	10,396.00	20,794.00	20,794.00	20,794.00
	POLLUTION REDUCTION	The Respondent shall contribute to the Third-Party Recipient pursuant to the agreement between the Third-Party Recipient and the TCEQ. Specifically, the contribution will be used to aid local school districts, area transit agencies, and local governments in need of funding assistance to pay for the cost of the following activities to reduce emissions: 1) replacing older diesel buses with alternative fuelled or clean diesel buses; or 2) retrofitting older diesel buses with new, cleaner technology. The funds will be disbursed on a needs-rated basis, using non-attainment area status, condition of buses, and economic status of the recipient as possible rating factors if competition for the funds exists. To maximize funds, retrofitting will take priority over replacement of buses. Older buses deemed not suitable for retrofitting will be permanently retired and sold only for scrap. Acceptable retrofit technologies include particulate matter traps, diesel particulate matter filters, nitrogen oxides (NOx) reduction catalyst technology in combination with diesel particulate filters, and other emission control technologies that are developed and approved by the United States Environmental Protection Agency ("EPA") or the California Air Resources Board.	20,794.00	20,794.00					
AQ	36406	Valero Refining-Texas, L.P.	02/08/2009	1.00:1	9,800.00	1,960.00	3,920.00	3,920.00	3,920.00
	POLLUTION PREVENTION	The Respondent will contribute to Houston-Galveston AERCO's Clean Cities/Clean Vehicles Program in Galveston County. The contribution will be used in accordance with the Supplemental Environmental Project Agreement between the Houston-Galveston AERCO and the Texas Commission on Environmental Quality. SEP monies will be used to aid local school districts and area transit agencies in reaching local match requirements mandated by the Federal Highway Administration's ("FHWA") Congestion Mitigation/Air Quality funding program. SEP monies will be disbursed to school districts and transit agencies in need of funding assistance in the Houston-Galveston non-attainment area. Those SEP monies will be used exclusively by the school districts and transit agencies as supplements to meet the local match requirements of the EPA. SEP monies will be used to pay for the cost of replacing older diesel buses with alternative fuelled or clean diesel buses. The old buses will be permanently retired and only sold for scrap. The schools and transit agencies will also use the SEP monies to retrofit more buses to reduce emissions. Houston-Galveston AERCO will send the TCEQ verification in the form of paid invoices and other documentation to show that the retrofits were completed. Retrofit technologies include particulate matter traps, diesel particulate matter filters, NOx reduction catalyst technology in combination with diesel particulate filters, and other emission control technologies that are developed and approved by EPA or the California Air Resources Board.	3,920.00	3,920.00					
AQ	36077	DCP Midstream, LP	02/22/2009	1.00:1	7,600.00	1,520.00	3,040.00	3,040.00	3,040.00

* There are Multiple Respondent Names associated to this Case No.

Appendix 10: List of SEP's & SEP Projects FY2009

Single Program

	CLEAN UP		The Respondent shall contribute to the Third-Party Recipient pursuant to the agreement between the Third-Party Recipient and the TCEQ. Specifically, the contribution will be used to coordinate with city and/or county governmental officials regarding the clean up of sites where trash has been disposed of illegally. Eligible sites will be limited to those where a responsible party can not be identified and where there is no pre-existing obligation to clean up the site by the owner or the government. Additionally, reasonable efforts must have already been taken to prevent the dumping. SEP monies will be used to pay for the direct cost of collection and disposal of debris. All dollars contributed will be used solely for the direct cost of the project and no portion will be spent on administrative costs. The SEP will be done in accordance with all federal, state and local environmental laws and regulations.				3,040.00	3,040.00
AQ	34673	Valero Refining-Texas, L.P.	11/17/2008	1.00:1	5,382.00	1,076.00	2,153.00	2,153.00
	POLLUTION REDUCTION		The Respondent shall contribute to the Third-Party Recipient pursuant to the agreement between the Third-Party Recipient and the TCEQ. Specifically, the contribution will be used to implement the AutoCheck program. AutoCheck is a remote sensing system that detects polluting vehicles as they drive past the system. Motorists are informed if their vehicles are polluting via a large electronic sign. Once a vehicle is identified, qualified service stations perform repairs on these vehicles. Pre and post emissions tests are performed and tracked, and the service stations are reimbursed for their expenses. The monies shall be used to only pay for the repair vouchers, equipment maintenance, and a program operator. The operator shall only work on the AutoCheck program.				2,153.00	2,153.00
AQ	35777	Exxon Mobil Corporation	11/17/2008	1.00:1	7,384.00	1,476.00	2,954.00	2,954.00
	POLLUTION PREVENTION		The Respondent will contribute to Houston-Galveston AERCO's Clean Cities/Clean Vehicles Program in Harris County. The contribution will be used in accordance with the Supplemental Environmental Project Agreement between the Houston-Galveston AERCO and the Texas Commission on Environmental Quality. SEP monies will be used to aid local school districts and area transit agencies in reaching local match requirements mandated by the Federal Highway Administration's ("FHWA") Congestion Mitigation/Air Quality funding program. SEP monies will be disbursed to school districts and transit agencies in need of funding assistance in the Houston-Galveston non-attainment area. Those SEP monies will be used exclusively by the school districts and transit agencies as supplements to meet the local match requirements of the EPA. SEP monies will be used to pay for the cost of replacing older diesel buses with alternative fueled or clean diesel buses. The old buses will be permanently retired and only sold for scrap. The schools and transit agencies will also use the SEP monies to retrofit more buses to reduce emissions. Houston-Galveston AERCO will send the TCEQ verification in the form of paid invoices and other documentation to show that the retrofits were completed. Retrofit technologies include particulate matter traps, diesel particulate matter filters, NOx reduction catalyst technology in combination with diesel particulate filters, and other emission control technologies that are developed and approved by EPA or the California Air Resources Board.				2,954.00	2,954.00
AQ	35590	S Fiberglass, Ltd.	12/20/2008	1.00:1	2,375.00	475.00	950.00	950.00

* There are Multiple Respondent Names associated to this Case No.

Appendix 10: List of SEP's & SEP Projects FY2009

Single Program

	CLEAN UP	The Respondent shall contribute to the Third-Party Recipient pursuant to the agreement between the Third-Party Recipient and the TCEQ. Specifically, the contribution will be used to coordinate with city and/or county governmental officials regarding the clean up of sites where trash has been disposed of illegally. Eligible sites will be limited to those where a responsible party can not be identified and where there is no pre-existing obligation to clean up the site by the owner or the government. Additionally, reasonable efforts must have already been taken to prevent the dumping. SEP monies will be used to pay for the direct cost of collection and disposal of debris. All dollars contributed will be used solely for the direct cost of the project and no portion will be spent on administrative costs. The SEP will be done in accordance with all federal, state and local environmental laws and regulations.	950.00	950.00					
AQ	34861	Safety Railway Service, L.P.	11/17/2008	1.00:1	12,000.00	2,400.00	4,800.00	4,800.00	4,800.00
	POLLUTION REDUCTION	The Respondent shall contribute to the Third-Party Recipient pursuant to the agreement between the Third-Party Recipient and the TCEQ. Specifically, the contribution will be used to aid local school districts, area transit agencies, and local governments in need of funding assistance to pay for the cost of the following activities to reduce emissions: 1) replacing older diesel buses with alternative fuelled or clean diesel buses; or 2) retrofitting older diesel buses with new, cleaner technology. The funds will be disbursed on a needs-rated basis, using non-attainment area status, condition of buses, and economic status of the recipient as possible rating factors if competition for the funds exists. To maximize funds, retrofitting will take priority over replacement of buses. Older buses deemed not suitable for retrofitting will be permanently retired and sold only for scrap. Acceptable retrofit technologies include particulate matter traps, diesel particulate matter filters, nitrogen oxides (NOx) reduction catalyst technology in combination with diesel particulate filters, and other emission control technologies that are developed and approved by the United States Environmental Protection Agency ("EPA") or the California Air Resources Board.	4,800.00	4,800.00					
AQ	36163	Shell Pipeline Company LP	02/08/2009	1.00:1	2,400.00	480.00	960.00	960.00	960.00
	POLLUTION PREVENTION	The Respondent shall contribute to the Third-Party Recipient pursuant to the agreement between the Third-Party Recipient and the TCEQ. Specifically, the contribution will be used to conduct home energy audits and to assist low income residents in the West Port Arthur area by weatherizing their homes which will improve their homes' energy efficiency. SEP monies will be used to pay for the cost of caulking and insulating homes, replacing heating and cooling systems and major appliances with new, energy efficient equipment.	960.00	960.00					
AQ	36006	Allied Feeds, Inc.	03/23/2009	1.00:1	2,640.00	0.00	1,320.00	1,320.00	1,320.00
	POLLUTION REDUCTION	The Respondent shall contribute the SEP Offset Amount to the Third-Party Recipient named above. The contribution will be to Texas PTA for the Clean School Bus Program in Bexar County as set forth in an agreement between the Third-Party Recipient and the TCEQ. Specifically, the contribution will be used to reimburse local school districts for the cost of the following activities to reduce emissions: 1) replacing older diesel buses with alternative fuelled or clean diesel buses; or 2) retrofitting older diesel buses with new, cleaner technology. All dollars contributed will be used solely for the direct cost of the project and no portion will be spent on administrative costs. The SEP will be done in accordance with all federal, state and local environmental laws and regulations.	1,320.00	1,320.00					

* There are Multiple Respondent Names associated to this Case No.

Appendix 10: List of SEP's & SEP Projects FY2009

Single Program

AQ	35762	Huntsman Petrochemical Corporation	01/30/2009	1.00:1	49,728.00	9,945.00	19,892.00	19,891.00	19,891.00
		POLLUTION REDUCTION	The Respondent shall contribute to the Third-Party Recipient pursuant to the agreement between the Third-Party Recipient and the TCEQ. Specifically, the Third-Party Recipient will contribute to Jefferson County for its Retrofit/Replacement of Heavy Equipment and Vehicles with Alternative Fueled Equipment and Vehicles. Specifically, the contribution will be used to purchase alternative fueled equipment such as propane or electric powered lawn mowers, propane powered light duty and heavy equipment, and alternative fueled vehicles and retire diesel and gasoline powered equipment and vehicles. Jefferson County will also convert current equipment and vehicles to alternative fueled equipment in order to lower emissions.					19,891.00	19,891.00
AQ	36884	Chevron Phillips Chemical Company, LP	06/15/2009	1.00:1	14,560.00	2,912.00	5,824.00	5,824.00	5,824.00
		POLLUTION PREVENTION	The Respondent shall contribute to the Third-Party Recipient pursuant to the agreement between the Third-Party Recipient and the TCEQ. Specifically, the contribution will be used to conduct home energy audits and to assist low income residents in the West Port Arthur area by weatherizing their homes which will improve their homes' energy efficiency. SEP monies will be used to pay for the cost of caulking and insulating homes, replacing heating and cooling systems and major appliances with new, energy efficient equipment.					5,824.00	5,824.00
AQ	37261	BASF FINA Petrochemicals Limited Partnership	08/31/2009	1.00:1	53,900.00	10,780.00	21,560.00	21,560.00	21,560.00
		POLLUTION PREVENTION	Performing Party shall use SEP Funds to assist low-income residents in the West Port Arthur area by: 1) conducting home energy audits; 2) weatherizing homes to improve energy efficiency; and/or 3) repairing or replacing heating/cooling systems and major appliances with new, energy-efficient equipment. Weatherizing homes may include costs of caulking openings as well as insulating walls, floors, and attics in homes. Any heating/cooling systems or major appliances that are replaced must be scrapped and must not be reused in any way. Performing Party shall use consistent and reliable criteria for determining the low-income status of residents assisted with SEP Funds.					21,560.00	21,560.00
AQ	36178	Gulf Coast Waste Disposal Authority	03/23/2009	1.00:1	6,950.00	1,390.00	0.00	5,560.00	5,560.00

* There are Multiple Respondent Names associated to this Case No.

Appendix 10: List of SEP's & SEP Projects FY2009

Single Program

	POLLUTION PREVENTION	The Respondent will contribute to Houston-Galveston AERCO's Clean Cities/Clean Vehicles Program in Harris County. The contribution will be used in accordance with the Supplemental Environmental Project Agreement between the Houston-Galveston AERCO and the Texas Commission on Environmental Quality. SEP monies will be used to aid local school districts and area transit agencies in reaching local match requirements mandated by the Federal Highway Administration's ("FHWA") Congestion Mitigation/Air Quality funding program. SEP monies will be disbursed to school districts and transit agencies in need of funding assistance in the Houston-Galveston non-attainment area. Those SEP monies will be used exclusively by the school districts and transit agencies as supplements to meet the local match requirements of the EPA. SEP monies will be used to pay for the cost of replacing older diesel buses with alternative fueled or clean diesel buses. The old buses will be permanently retired and only sold for scrap. The schools and transit agencies will also use the SEP monies to retrofit more buses to reduce emissions. Houston-Galveston AERCO will send the TCEQ verification in the form of paid invoices and other documentation to show that the retrofits were completed. Retrofit technologies include particulate matter traps, diesel particulate matter filters, NOx reduction catalyst technology in combination with diesel particulate filters, and other emission control technologies that are developed and approved by EPA or the California Air Resources Board.					5,560.00	5,560.00	
AQ	35682	Flint Hills Resources, LP	11/17/2008	1.00:1	25,850.00	5,170.00	10,340.00	10,340.00	10,340.00
	POLLUTION PREVENTION	The Respondent shall contribute to the Third-Party Recipient pursuant to the agreement between the Third-Party Recipient and the TCEQ. Specifically, the contribution will be used to conduct home energy audits and to assist low income residents in the West Port Arthur area by weatherizing their homes which will improve their homes' energy efficiency. SEP monies will be used to pay for the cost of caulking and insulating homes, replacing heating and cooling systems and major appliances with new, energy efficient equipment.					10,340.00	10,340.00	
AQ	31056	ExxonMobil Oil Corporation	12/20/2008	1.00:1	55,200.00	0.00	27,600.00	27,600.00	27,600.00
	POLLUTION REDUCTION	The county will purchase alternative fueled equipment such as propane or electric powered lawn mowers, propane powered light duty and heavy equipment, and alternative fueled vehicles and retire diesel and gasoline powered equipment and vehicles. The retired vehicles and equipment will not be resold as working vehicles, but will only be sold for scrap. The county will also convert current equipment and vehicles to alternative fueled equipment and vehicles and to retrofit current gasoline and diesel powered equipment in order to lower emissions.					27,600.00	27,600.00	
AQ	36933	Shell Chemical LP *	08/31/2009	1.00:1	30,423.00	0.00	15,212.00	15,211.00	15,211.00

* There are Multiple Respondent Names associated to this Case No.

Appendix 10: List of SEP's & SEP Projects FY2009

Single Program

	POLLUTION PREVENTION	The Respondents will contribute to Houston-Galveston AERCO's Clean Cities/Clean Vehicles Program in Harris County. The contribution will be used in accordance with the Supplemental Environmental Project Agreement between the Houston-Galveston AERCO and the Texas Commission on Environmental Quality. SEP monies will be used to aid local school districts and area transit agencies in reaching local match requirements mandated by the Federal Highway Administration's ("FHWA") Congestion Mitigation/Air Quality funding program. SEP monies will be disbursed to school districts and transit agencies in need of funding assistance in the Houston-Galveston non-attainment area. Those SEP monies will be used exclusively by the school districts and transit agencies as supplements to meet the local match requirements of the EPA. SEP monies will be used to pay for the cost of replacing older diesel buses with alternative fueled or clean diesel buses. The old buses will be permanently retired and only sold for scrap. The schools and transit agencies will also use the SEP monies to retrofit more buses to reduce emissions. Houston-Galveston AERCO will send the TCEQ verification in the form of paid invoices and other documentation to show that the retrofits were completed. Retrofit technologies include particulate matter traps, diesel particulate matter filters, NOx reduction catalyst technology in combination with diesel particulate filters, and other emission control technologies that are developed and approved by EPA or the California Air Resources Board.					15,211.00	15,211.00	
AQ	35598	The Dow Chemical Company	10/23/2008	1.00:1	20,000.00	4,000.00	8,000.00	8,000.00	8,000.00
	POLLUTION PREVENTION	The Respondent will contribute to Houston-Galveston AERCO's Clean Cities/Clean Vehicles Program in Brazoria County. The contribution will be used in accordance with the Supplemental Environmental Project Agreement between the Houston-Galveston AERCO and the Texas Commission on Environmental Quality. SEP monies will be used to aid local school districts and area transit agencies in reaching local match requirements mandated by the Federal Highway Administration's ("FHWA") Congestion Mitigation/Air Quality funding program. SEP monies will be disbursed to school districts and transit agencies in need of funding assistance in the Houston-Galveston non-attainment area. Those SEP monies will be used exclusively by the school districts and transit agencies as supplements to meet the local match requirements of the EPA. SEP monies will be used to pay for the cost of replacing older diesel buses with alternative fueled or clean diesel buses. The old buses will be permanently retired and only sold for scrap. The schools and transit agencies will also use the SEP monies to retrofit more buses to reduce emissions. Houston-Galveston AERCO will send the TCEQ verification in the form of paid invoices and other documentation to show that the retrofits were completed. Retrofit technologies include particulate matter traps, diesel particulate matter filters, NOx reduction catalyst technology in combination with diesel particulate filters, and other emission control technologies that are developed and approved by EPA or the California Air Resources Board.					8,000.00	8,000.00	
AQ	34552	Gulf Coast Composite Marine Specialist Inc.	11/06/2008	1.00:1	3,300.00	0.00	1,650.00	1,650.00	1,650.00

* There are Multiple Respondent Names associated to this Case No.

Appendix 10: List of SEP's & SEP Projects FY2009

Single Program

	POLLUTION REDUCTION		The Respondent will contribute to Houston-Galveston AERCO's Clean Cities/Clean Vehicles Program in Galveston County. The contribution will be used in accordance with the Supplemental Environmental Project Agreement between the Houston-Galveston AERCO and the Texas Commission on Environmental Quality. SEP monies will be used to aid local school districts and area transit agencies in reaching local match requirements mandated by the Federal Highway Administration's ("FHWA") Congestion Mitigation/Air Quality funding program. SEP monies will be disbursed to school districts and transit agencies in need of funding assistance in the Houston-Galveston non-attainment area. Those SEP monies will be used exclusively by the school districts and transit agencies as supplements to meet the local match requirements of the EPA. SEP monies will be used to pay for the cost of replacing older diesel buses with alternative fueled or clean diesel buses. The old buses will be permanently retired and only sold for scrap. The schools and transit agencies will also use the SEP monies to retrofit more buses to reduce emissions. Houston-Galveston AERCO will send the TCEQ verification in the form of paid invoices and other documentation to show that the retrofits were completed. Retrofit technologies include particulate matter traps, diesel particulate matter filters, NOx reduction catalyst technology in combination with diesel particulate filters, and other emission control technologies that are developed and approved by EPA or the California Air Resources Board.				1,650.00	1,650.00	
AQ	36875	The Goodyear Tire & Rubber Company	05/03/2009	1.00:1	5,150.00	1,030.00	2,060.00	2,060.00	2,060.00
	POLLUTION PREVENTION		The Respondent will contribute to Houston-Galveston AERCO's Clean Cities/Clean Vehicles Program in Harris County. The contribution will be used in accordance with the Supplemental Environmental Project Agreement between the Houston-Galveston AERCO and the Texas Commission on Environmental Quality. SEP monies will be used to aid local school districts and area transit agencies in reaching local match requirements mandated by the Federal Highway Administration's ("FHWA") Congestion Mitigation/Air Quality funding program. SEP monies will be disbursed to school districts and transit agencies in need of funding assistance in the Houston-Galveston non-attainment area. Those SEP monies will be used exclusively by the school districts and transit agencies as supplements to meet the local match requirements of the EPA. SEP monies will be used to pay for the cost of replacing older diesel buses with alternative fueled or clean diesel buses. The old buses will be permanently retired and only sold for scrap. The schools and transit agencies will also use the SEP monies to retrofit more buses to reduce emissions. Houston-Galveston AERCO will send the TCEQ verification in the form of paid invoices and other documentation to show that the retrofits were completed. Retrofit technologies include particulate matter traps, diesel particulate matter filters, NOx reduction catalyst technology in combination with diesel particulate filters, and other emission control technologies that are developed and approved by EPA or the California Air Resources Board.				2,060.00	2,060.00	
AQ	37124	Air Liquide Large Industries U.S. LP	08/31/2009	1.00:1	82,455.00	16,491.00	32,982.00	32,982.00	32,982.00

* There are Multiple Respondent Names associated to this Case No.

Appendix 10: List of SEP's & SEP Projects FY2009

Single Program

POLLUTION PREVENTION		The Respondent will contribute to Houston-Galveston AERCO's Clean Cities/Clean Vehicles Program in Harris County. The contribution will be used in accordance with the Supplemental Environmental Project Agreement between the Houston-Galveston AERCO and the Texas Commission on Environmental Quality. SEP monies will be used to aid local school districts and area transit agencies in reaching local match requirements mandated by the Federal Highway Administration's ("FHWA") Congestion Mitigation/Air Quality funding program. SEP monies will be disbursed to school districts and transit agencies in need of funding assistance in the Houston-Galveston non-attainment area. Those SEP monies will be used exclusively by the school districts and transit agencies as supplements to meet the local match requirements of the EPA. SEP monies will be used to pay for the cost of replacing older diesel buses with alternative fueled or clean diesel buses. The old buses will be permanently retired and only sold for scrap. The schools and transit agencies will also use the SEP monies to retrofit more buses to reduce emissions. Houston-Galveston AERCO will send the TCEQ verification in the form of paid invoices and other documentation to show that the retrofits were completed. Retrofit technologies include particulate matter traps, diesel particulate matter filters, NOx reduction catalyst technology in combination with diesel particulate filters, and other emission control technologies that are developed and approved by EPA or the California Air Resources Board.					32,982.00	32,982.00	
AQ	36173	Overwraps Packaging, L.P.	03/12/2009	1.00:1	2,375.00	475.00	950.00	950.00	950.00
ENVIRONMENTAL RESTORATION		The Respondent shall contribute the SEP Offset Amount to the Third-Party Recipient named above. The contribution will be to Texas PTA for the Clean School Bus Program in Dallas County as set forth in an agreement between the Third-Party Recipient and the TCEQ. Specifically, the contribution will be used to reimburse local school districts for the cost of the following activities to reduce emissions: 1) replacing older diesel buses with alternative fueled or clean diesel buses; or 2) retrofitting older diesel buses with new, cleaner technology. All dollars contributed will be used solely for the direct cost of the project and no portion will be spent on administrative costs. The SEP will be done in accordance with all federal, state and local environmental laws and regulations.					950.00	950.00	
AQ	36488	Valero Refining-Texas, L.P.	04/05/2009	1.00:1	10,000.00	2,000.00	4,000.00	4,000.00	4,000.00

* There are Multiple Respondent Names associated to this Case No.

Appendix 10: List of SEP's & SEP Projects FY2009

Single Program

	POLLUTION PREVENTION	The Respondent will contribute to Houston-Galveston AERCO's Clean Cities/Clean Vehicles Program in Harris County. The contribution will be used in accordance with the Supplemental Environmental Project Agreement between the Houston-Galveston AERCO and the Texas Commission on Environmental Quality. SEP monies will be used to aid local school districts and area transit agencies in reaching local match requirements mandated by the Federal Highway Administration's ("FHWA") Congestion Mitigation/Air Quality funding program. SEP monies will be disbursed to school districts and transit agencies in need of funding assistance in the Houston-Galveston non-attainment area. Those SEP monies will be used exclusively by the school districts and transit agencies as supplements to meet the local match requirements of the EPA. SEP monies will be used to pay for the cost of replacing older diesel buses with alternative fueled or clean diesel buses. The old buses will be permanently retired and only sold for scrap. The schools and transit agencies will also use the SEP monies to retrofit more buses to reduce emissions. Houston-Galveston AERCO will send the TCEQ verification in the form of paid invoices and other documentation to show that the retrofits were completed. Retrofit technologies include particulate matter traps, diesel particulate matter filters, NOx reduction catalyst technology in combination with diesel particulate filters, and other emission control technologies that are developed and approved by EPA or the California Air Resources Board.					4,000.00	4,000.00	
AQ	35546	The Premcor Refining Group Inc.	12/04/2008	1.00:1	54,688.00	0.00	27,344.00	27,344.00	27,344.00
	POLLUTION PREVENTION	The Respondent shall contribute to the Third-Party Recipient pursuant to the agreement between the Third-Party Recipient and the TCEQ. Specifically, the contribution will be used to conduct home energy audits and to assist low income residents in the West Port Arthur area by weatherizing their homes which will improve their homes' energy efficiency. SEP monies will be used to pay for the cost of caulking and insulating homes, replacing heating and cooling systems and major appliances with new, energy efficient equipment.					27,344.00	27,344.00	
AQ	35656	Chevron Phillips Chemical Company, LP	10/06/2008	1.00:1	3,213.00	642.00	1,286.00	1,285.00	1,285.00
	POLLUTION PREVENTION	The Respondent will contribute to Houston-Galveston AERCO's Clean Cities/Clean Vehicles Program in Brazoria County. The contribution will be used in accordance with the Supplemental Environmental Project Agreement between the Houston-Galveston AERCO and the Texas Commission on Environmental Quality. SEP monies will be used to aid local school districts and area transit agencies in reaching local match requirements mandated by the Federal Highway Administration's ("FHWA") Congestion Mitigation/Air Quality funding program. SEP monies will be disbursed to school districts and transit agencies in need of funding assistance in the Houston-Galveston non-attainment area. Those SEP monies will be used exclusively by the school districts and transit agencies as supplements to meet the local match requirements of the EPA. SEP monies will be used to pay for the cost of replacing older diesel buses with alternative fueled or clean diesel buses. The old buses will be permanently retired and only sold for scrap. The schools and transit agencies will also use the SEP monies to retrofit more buses to reduce emissions. Houston-Galveston AERCO will send the TCEQ verification in the form of paid invoices and other documentation to show that the retrofits were completed. Retrofit technologies include particulate matter traps, diesel particulate matter filters, NOx reduction catalyst technology in combination with diesel particulate filters, and other emission control technologies that are developed and approved by EPA or the California Air Resources Board.					1,285.00	1,285.00	

* There are Multiple Respondent Names associated to this Case No.

Appendix 10: List of SEP's & SEP Projects FY2009

Single Program

AQ	36436	OTAL PETROCHEMICALS USA INC.	03/23/2009	1.00:1	7,775.00	1,555.00	3,110.00	3,110.00	3,110.00
		POLLUTION PREVENTION	The Respondent shall contribute the SEP Offset Amount to the Third-Party Recipient named above. The contribution will be to Texas PTA for the Clean School Bus Program in Jefferson County as set forth in an agreement between the Third-Party Recipient and the TCEQ. Specifically, the contribution will be used to reimburse local school districts for the cost of the following activities to reduce emissions: 1) replacing older diesel buses with alternative fuelled or clean diesel buses; or 2) retrofitting older diesel buses with new, cleaner technology. All dollars contributed will be used solely for the direct cost of the project and no portion will be spent on administrative costs. The SEP will be done in accordance with all federal, state and local environmental laws and regulations.					3,110.00	3,110.00

AQ	36430	MEMC Pasadena, Inc.	04/05/2009	1.00:1	9,639.00	1,927.00	3,856.00	3,856.00	3,856.00
		POLLUTION PREVENTION	The Respondent will contribute to Houston-Galveston AERCO's Clean Cities/Clean Vehicles Program in Harris County. The contribution will be used in accordance with the Supplemental Environmental Project Agreement between the Houston-Galveston AERCO and the Texas Commission on Environmental Quality. SEP monies will be used to aid local school districts and area transit agencies in reaching local match requirements mandated by the Federal Highway Administration's ("FHWA") Congestion Mitigation/Air Quality funding program. SEP monies will be disbursed to school districts and transit agencies in need of funding assistance in the Houston-Galveston non-attainment area. Those SEP monies will be used exclusively by the school districts and transit agencies as supplements to meet the local match requirements of the EPA. SEP monies will be used to pay for the cost of replacing older diesel buses with alternative fueled or clean diesel buses. The old buses will be permanently retired and only sold for scrap. The schools and transit agencies will also use the SEP monies to retrofit more buses to reduce emissions. Houston-Galveston AERCO will send the TCEQ verification in the form of paid invoices and other documentation to show that the retrofits were completed. Retrofit technologies include particulate matter traps, diesel particulate matter filters, NOx reduction catalyst technology in combination with diesel particulate filters, and other emission control technologies that are developed and approved by EPA or the California Air Resources Board.					3,856.00	3,856.00

AQ	32774	Chevron Phillips Chemical Company, LP	02/08/2009	1.00:1	168,416.00	0.00	84,208.00	84,208.00	84,208.00
		POLLUTION REDUCTION	The contribution will be used in accordance with the Supplemental Environmental Project Agreement between the Houston-Galveston AERCO and the Texas Commission on Environmental Quality. SEP monies will be used to aid local school districts and area transit agencies in reaching local match requirements mandated by the Federal Highway Administration's ("FHWA") Congestion Mitigation/Air Quality funding program. SEP monies will be disbursed to school districts and transit agencies in need of funding assistance in the Houston-Galveston non-attainment area. Those SEP monies will be used exclusively by the school districts and transit agencies as supplements to meet the local match requirements of the EPA. SEP monies will be used to pay for the cost of replacing older diesel buses with alternative fueled or clean diesel buses. The old buses will be permanently retired and only sold for scrap.					84,208.00	84,208.00

AQ	36095	The Premcor Refining Group Inc.	06/01/2009	1.00:1	17,100.00	3,420.00	6,840.00	6,840.00	6,840.00
----	-------	---------------------------------	------------	--------	-----------	----------	----------	----------	----------

* There are Multiple Respondent Names associated to this Case No.

Appendix 10: List of SEP's & SEP Projects FY2009

Single Program

	POLLUTION PREVENTION	The Respondent shall contribute to the Third-Party Recipient pursuant to the agreement between the Third-Party Recipient and the TCEQ. Specifically, the contribution will be used to conduct home energy audits and to assist low income residents in the West Port Arthur area by weatherizing their homes which will improve their homes' energy efficiency. SEP monies will be used to pay for the cost of caulking and insulating homes, replacing heating and cooling systems and major appliances with new, energy efficient equipment.	6,840.00	6,840.00					
AQ	35658	Gulf South Pipeline Company, LP	11/06/2008	1.00:1	7,800.00	1,560.00	3,120.00	3,120.00	3,120.00
	CLEAN UP	The Respondent shall contribute to the Third-Party Recipient pursuant to the agreement between the Third-Party Recipient and the TCEQ. Specifically, the contribution will be used to coordinate with city and/or county governmental officials regarding the clean up of sites where trash has been disposed of illegally. Eligible sites will be limited to those where a responsible party can not be identified and where there is no pre-existing obligation to clean up the site by the owner or the government. Additionally, reasonable efforts must have already been taken to prevent the dumping. SEP monies will be used to pay for the direct cost of collection and disposal of debris. All dollars contributed will be used solely for the direct cost of the project and no portion will be spent on administrative costs. The SEP will be done in accordance with all federal, state and local environmental laws and regulations.	3,120.00	3,120.00					
AQ	36124	Invista S.a.r.l.	03/23/2009	1.00:1	32,082.00	6,416.00	12,833.00	12,833.00	12,833.00
	POLLUTION PREVENTION	The Respondent shall contribute the SEP Offset Amount to the Third-Party Recipient named above. The contribution will be to Texas PTA for the Clean School Bus Program in Orange County as set forth in an agreement between the Third-Party Recipient and the TCEQ. Specifically, the contribution will be used to reimburse local school districts for the cost of the following activities to reduce emissions: 1) replacing older diesel buses with alternative fuelled or clean diesel buses; or 2) retrofitting older diesel buses with new, cleaner technology. All dollars contributed will be used solely for the direct cost of the project and no portion will be spent on administrative costs. The SEP will be done in accordance with all federal, state and local environmental laws and regulations.	12,833.00	12,833.00					
AQ	36234	PD Glycol LP	03/12/2009	1.00:1	5,875.00	1,175.00	2,350.00	2,350.00	2,350.00
	POLLUTION PREVENTION	The Respondent shall contribute the SEP Amount to the Third-Party Recipient pursuant to the agreement between the Third-Party Recipient and the TCEQ. Specifically, the contribution will be used to install, operate, and maintain a stationary ambient air monitoring station in the vicinity of Memorial High School Ninth Grade Campus. The station will employ canister sampling, a hydrocarbon analyzer, and/or a chromatograph. Ancillary equipment will include a sample conditioning system, a ten meter meteorological tower, a climate controlled equipment shelter, a remote communications system, and have electronic data logging capabilities. The station will continuously sample and analyze the ambient air for a wide range of hydrocarbon species in accordance with Environmental Protection Agency's recommended "TO-14" list. SEP monies will be used for the cost of purchasing, installing, operating, and maintaining the air monitoring station along with its ancillary equipment.	2,350.00	2,350.00					
AQ	36472	Huntsman Advanced Materials, LLC	04/20/2009	1.00:1	39,774.00	7,954.00	15,910.00	15,910.00	15,910.00

* There are Multiple Respondent Names associated to this Case No.

Appendix 10: List of SEP's & SEP Projects FY2009

Single Program

	POLLUTION PREVENTION	The Respondent shall contribute the SEP Offset Amount to the Third-Party Recipient named above. The contribution will be to Keep Odessa Beautiful, Inc. for the Household Hazardous Waste, Tire Collection, and Recycling program as set forth in an agreement between the Third-Party Recipient and the TCEQ. Specifically, the contribution will be used to provide citizens and schools with a safe and convenient opportunity to properly dispose of harmful chemicals and prevent illegal dumping of harmful wastes or tires. The following types of materials will be accepted: batteries, oil and oil filters, paints, household and/or school chemicals, and used tires. The items collected in these events will be either reused or properly disposed. Citizens may "reuse" unused portions of properly labelled and handled chemical products through the reusable materials exchange. All dollars contributed will be used solely for the direct cost of the project and no portion will be spent on administrative costs. The SEP will be done in accordance with all federal, state and local environmental laws and regulations.					15,910.00	15,910.00	
AQ	36717	The Dow Chemical Company	08/31/2009	1.00:1	63,000.00	0.00	31,500.00	31,500.00	31,500.00
	POLLUTION PREVENTION	The Respondent will contribute to Houston-Galveston AERCO's Clean Cities/Clean Vehicles Program in Brazoria County. The contribution will be used in accordance with the Supplemental Environmental Project Agreement between the Houston-Galveston AERCO and the Texas Commission on Environmental Quality. SEP monies will be used to aid local school districts and area transit agencies in reaching local match requirements mandated by the Federal Highway Administration's ("FHWA") Congestion Mitigation/Air Quality funding program. SEP monies will be disbursed to school districts and transit agencies in need of funding assistance in the Houston-Galveston non-attainment area. Those SEP monies will be used exclusively by the school districts and transit agencies as supplements to meet the local match requirements of the EPA. SEP monies will be used to pay for the cost of replacing older diesel buses with alternative fueled or clean diesel buses. The old buses will be permanently retired and only sold for scrap. The schools and transit agencies will also use the SEP monies to retrofit more buses to reduce emissions. Houston-Galveston AERCO will send the TCEQ verification in the form of paid invoices and other documentation to show that the retrofits were completed. Retrofit technologies include particulate matter traps, diesel particulate matter filters, NOx reduction catalyst technology in combination with diesel particulate filters, and other emission control technologies that are developed and approved by EPA or the California Air Resources Board.					31,500.00	31,500.00	
AQ	35685	BASF FINA Petrochemicals Limited Partnership	11/17/2008	1.00:1	250,753.00	50,150.00	100,302.00	100,301.00	100,301.00
	POLLUTION PREVENTION	The Respondent shall contribute to the Third-Party Recipient pursuant to the agreement between the Third-Party Recipient and the TCEQ. Specifically, the contribution will be used to conduct home energy audits and to assist low income residents in the West Port Arthur area by weatherizing their homes which will improve their homes' energy efficiency. SEP monies will be used to pay for the cost of caulking and insulating homes, replacing heating and cooling systems and major appliances with new, energy efficient equipment.					100,301.00	100,301.00	
AQ	36756	Exxon Mobil Corporation	06/15/2009	1.00:1	26,450.00	5,290.00	10,580.00	10,580.00	10,580.00

* There are Multiple Respondent Names associated to this Case No.

Appendix 10: List of SEP's & SEP Projects FY2009

Single Program

POLLUTION PREVENTION										The Respondent will contribute to Houston-Galveston AERCO's Clean Cities/Clean Vehicles Program in Harris County. The contribution will be used in accordance with the Supplemental Environmental Project Agreement between the Houston-Galveston AERCO and the Texas Commission on Environmental Quality. SEP monies will be used to aid local school districts and area transit agencies in reaching local match requirements mandated by the Federal Highway Administration's ("FHWA") Congestion Mitigation/Air Quality funding program. SEP monies will be disbursed to school districts and transit agencies in need of funding assistance in the Houston-Galveston non-attainment area. Those SEP monies will be used exclusively by the school districts and transit agencies as supplements to meet the local match requirements of the EPA. SEP monies will be used to pay for the cost of replacing older diesel buses with alternative fueled or clean diesel buses. The old buses will be permanently retired and only sold for scrap. The schools and transit agencies will also use the SEP monies to retrofit more buses to reduce emissions. Houston-Galveston AERCO will send the TCEQ verification in the form of paid invoices and other documentation to show that the retrofits were completed. Retrofit technologies include particulate matter traps, diesel particulate matter filters, NOx reduction catalyst technology in combination with diesel particulate filters, and other emission control technologies that are developed and approved by EPA or the California Air Resources Board.	10,580.00	10,580.00
AQ	35974	Valero Refining-Texas, L.P.	12/04/2008	1.00:1	9,375.00	1,875.00	3,750.00	3,750.00	3,750.00			
POLLUTION REDUCTION										The Respondent will contribute to Houston-Galveston AERCO's Clean Cities/Clean Vehicles Program in Galveston County. The contribution will be used in accordance with the Supplemental Environmental Project Agreement between the Houston-Galveston AERCO and the Texas Commission on Environmental Quality. SEP monies will be used to aid local school districts and area transit agencies in reaching local match requirements mandated by the Federal Highway Administration's ("FHWA") Congestion Mitigation/Air Quality funding program. SEP monies will be disbursed to school districts and transit agencies in need of funding assistance in the Houston-Galveston non-attainment area. Those SEP monies will be used exclusively by the school districts and transit agencies as supplements to meet the local match requirements of the EPA. SEP monies will be used to pay for the cost of replacing older diesel buses with alternative fueled or clean diesel buses. The old buses will be permanently retired and only sold for scrap. The schools and transit agencies will also use the SEP monies to retrofit more buses to reduce emissions. Houston-Galveston AERCO will send the TCEQ verification in the form of paid invoices and other documentation to show that the retrofits were completed. Retrofit technologies include particulate matter traps, diesel particulate matter filters, NOx reduction catalyst technology in combination with diesel particulate filters, and other emission control technologies that are developed and approved by EPA or the California Air Resources Board.	3,750.00	3,750.00
AQ	34982	Lucite International, Inc.	05/18/2009	1.00:1	50,250.00	0.00	25,125.00	25,125.00	25,125.00			
POLLUTION REDUCTION										The county will use SEP funds for the incremental costs to purchase alternative fueled equipment such as propane or electric powered lawn mowers, propane powered light duty and heavy equipment, and alternative fueled vehicles and retire diesel and gasoline powered equipment and vehicles. The retired vehicles and equipment will not be resold as working vehicles, but will only be sold for scrap. The county will also convert current equipment and vehicles to alternative fueled equipment and vehicles and to retrofit current gasoline and diesel powered equipment in order to lower emissions.	25,125.00	25,125.00

* There are Multiple Respondent Names associated to this Case No.

Appendix 10: List of SEP's & SEP Projects FY2009

Single Program

AQ	33795	The Dow Chemical Company	07/09/2009	1.00:1	166,465.00	0.00	83,233.00	83,232.00	83,232.00
		POLLUTION REDUCTION	<p>The Respondent will contribute to Houston-Galveston AERCO's Clean Cities/Clean Vehicles Program. The contribution will be used in accordance with the Supplemental Environmental Project Agreement between the Houston-Galveston AERCO and the Texas Commission on Environmental Quality. SEP monies will be used to aid local school districts and area transit agencies in reaching local match requirements mandated by the Federal Highway Administration's ("FHWA") Congestion Mitigation/Air Quality funding program. SEP monies will be disbursed to school districts and transit agencies in need of funding assistance in the Houston-Galveston non-attainment area. Those SEP monies will be used exclusively by the school districts and transit agencies as supplements to meet the local match requirements of the EPA. SEP monies will be used to pay for the cost of replacing older diesel buses with alternative fueled or clean diesel buses. The old buses will be permanently retired and only sold for scrap. The schools and transit agencies will also use the SEP monies to retrofit more buses to reduce emissions. Houston-Galveston AERCO will send the TCEQ verification in the form of paid invoices and other documentation to show that the retrofits were completed. Retrofit technologies include particulate matter traps, diesel particulate matter filters, NOx reduction catalyst technology in combination with diesel particulate filters, and other emission control technologies that are developed and approved by EPA or the California Air Resources Board.</p>					83,232.00	83,232.00
AQ	36003	Chevron Phillips Chemical Company, LP	03/12/2009	1.00:1	15,850.00	3,170.00	6,340.00	6,340.00	6,340.00
		POLLUTION PREVENTION	<p>The Respondent will contribute to Houston-Galveston AERCO's Clean Cities/Clean Vehicles Program in Harris County. The contribution will be used in accordance with the Supplemental Environmental Project Agreement between the Houston-Galveston AERCO and the Texas Commission on Environmental Quality. SEP monies will be used to aid local school districts and area transit agencies in reaching local match requirements mandated by the Federal Highway Administration's ("FHWA") Congestion Mitigation/Air Quality funding program. SEP monies will be disbursed to school districts and transit agencies in need of funding assistance in the Houston-Galveston non-attainment area. Those SEP monies will be used exclusively by the school districts and transit agencies as supplements to meet the local match requirements of the EPA. SEP monies will be used to pay for the cost of replacing older diesel buses with alternative fueled or clean diesel buses. The old buses will be permanently retired and only sold for scrap. The schools and transit agencies will also use the SEP monies to retrofit more buses to reduce emissions. Houston-Galveston AERCO will send the TCEQ verification in the form of paid invoices and other documentation to show that the retrofits were completed. Retrofit technologies include particulate matter traps, diesel particulate matter filters, NOx reduction catalyst technology in combination with diesel particulate filters, and other emission control technologies that are developed and approved by EPA or the California Air Resources Board.</p>					6,340.00	6,340.00
AQ	31247	Chevron Phillips Chemical Company, LP	12/20/2008	1.00:1	47,442.00	0.00	23,721.00	23,721.00	23,721.00

* There are Multiple Respondent Names associated to this Case No.

Appendix 10: List of SEP's & SEP Projects FY2009

Single Program

	POLLUTION REDUCTION	The contribution will be used in accordance with the Supplemental Environmental Project Agreement between the Houston-Galveston AERCO and the Texas Commission on Environmental Quality. SEP monies will be used to aid local school districts and area transit agencies in reaching local match requirements mandated by the Federal Highway Administration's ("FHWA") Congestion Mitigation/Air Quality funding program. SEP monies will be disbursed to school districts and transit agencies in need of funding assistance in the Houston-Galveston non-attainment area. Those SEP monies will be used exclusively by the school districts and transit agencies as supplements to meet the local match requirements of the EPA. SEP monies will be used to pay for the cost of replacing older diesel buses with alternative fueled or clean diesel buses. The old buses will be permanently retired and only sold for	23,721.00	23,721.00					
AQ	37077	DCP Midstream, LP	08/23/2009	1.00:1	7,600.00	1,520.00	3,040.00	3,040.00	3,040.00
	CLEAN UP	The Respondent shall contribute to the Third-Party Recipient pursuant to the agreement between the Third-Party Recipient and the TCEQ. Specifically, the contribution will be used to clean-up sites where tires have been disposed of illegally. Eligible sites will be limited to those where a responsible party cannot be found and where reasonable efforts have been made to prevent the dumping. SEP monies will be used to pay for the direct cost of collecting and disposing of tires. All dollars contributed will be used solely for the direct cost of the project and no portion will be spent on administrative costs. The SEP will be done in accordance with all federal, state and local environmental laws and regulations.	3,040.00	3,040.00					
AQ	36181	Eastman Chemical Company	03/12/2009	1.00:1	39,290.00	7,858.00	15,716.00	15,716.00	15,716.00
	POLLUTION PREVENTION	The Respondent shall contribute the SEP Offset Amount to the Third-Party Recipient named above. The contribution will be to Texas PTA for the Clean School Bus Program in Harrison County as set forth in an agreement between the Third-Party Recipient and the TCEQ. Specifically, the contribution will be used to reimburse local school districts for the cost of the following activities to reduce emissions: 1) replacing older diesel buses with alternative fuelled or clean diesel buses; or 2) retrofitting older diesel buses with new, cleaner technology. All dollars contributed will be used solely for the direct cost of the project and no portion will be spent on administrative costs. The SEP will be done in accordance with all federal, state and local environmental laws and regulations.	15,716.00	15,716.00					
AQ	34566	Accord Construction, Inc.	02/22/2009	1.00:1	30,000.00	0.00	15,000.00	15,000.00	15,000.00
	POLLUTION REDUCTION	The contribution will be used to reimburse local school districts for the cost of retrofitting or replacing school buses with cleaner technology buses to reduce air pollution emissions.	15,000.00	15,000.00					
AQ	36131	Ameron International Corporation	01/30/2009	1.00:1	19,500.00	3,900.00	7,800.00	7,800.00	7,800.00
	POLLUTION PREVENTION	The Respondent shall contribute the SEP Offset Amount to the Third-Party Recipient named above. The contribution will be to Texas PTA for the Clean School Bus Program in Wichita County as set forth in an agreement between the Third-Party Recipient and the TCEQ. Specifically, the contribution will be used to reimburse local school districts for the cost of the following activities to reduce emissions: 1) replacing older diesel buses with alternative fuelled or clean diesel buses; or 2) retrofitting older diesel buses with new, cleaner technology. All dollars contributed will be used solely for the direct cost of the project and no portion will be spent on administrative costs. The SEP will be done in accordance with all federal, state and local environmental laws and regulations.	7,800.00	7,800.00					
AQ	35964	Kuraray America, Inc.	02/08/2009	1.00:1	20,200.00	4,040.00	8,080.00	8,080.00	8,080.00

* There are Multiple Respondent Names associated to this Case No.

Appendix 10: List of SEP's & SEP Projects FY2009

Single Program

POLLUTION REDUCTION		The Respondent will contribute to Houston-Galveston AERCO's Clean Cities/Clean Vehicles Program in Harris County. The contribution will be used in accordance with the Supplemental Environmental Project Agreement between the Houston-Galveston AERCO and the Texas Commission on Environmental Quality. SEP monies will be used to aid local school districts and area transit agencies in reaching local match requirements mandated by the Federal Highway Administration's ("FHWA") Congestion Mitigation/Air Quality funding program. SEP monies will be disbursed to school districts and transit agencies in need of funding assistance in the Houston-Galveston non-attainment area. Those SEP monies will be used exclusively by the school districts and transit agencies as supplements to meet the local match requirements of the EPA. SEP monies will be used to pay for the cost of replacing older diesel buses with alternative fueled or clean diesel buses. The old buses will be permanently retired and only sold for scrap. The schools and transit agencies will also use the SEP monies to retrofit more buses to reduce emissions. Houston-Galveston AERCO will send the TCEQ verification in the form of paid invoices and other documentation to show that the retrofits were completed. Retrofit technologies include particulate matter traps, diesel particulate matter filters, NOx reduction catalyst technology in combination with diesel particulate filters, and other emission control technologies that are developed and approved by EPA or the California Air Resources Board.					8,080.00	8,080.00	
AQ	37220	INEOS USA LLC	07/20/2009	1.00:1	60,000.00	0.00	30,000.00	30,000.00	30,000.00
POLLUTION PREVENTION		The Respondent will contribute to Houston-Galveston AERCO's Clean Cities/Clean Vehicles Program in Brazoria County. The contribution will be used in accordance with the Supplemental Environmental Project Agreement between the Houston-Galveston AERCO and the Texas Commission on Environmental Quality. SEP monies will be used to aid local school districts and area transit agencies in reaching local match requirements mandated by the Federal Highway Administration's ("FHWA") Congestion Mitigation/Air Quality funding program. SEP monies will be disbursed to school districts and transit agencies in need of funding assistance in the Houston-Galveston non-attainment area. Those SEP monies will be used exclusively by the school districts and transit agencies as supplements to meet the local match requirements of the EPA. SEP monies will be used to pay for the cost of replacing older diesel buses with alternative fueled or clean diesel buses. The old buses will be permanently retired and only sold for scrap. The schools and transit agencies will also use the SEP monies to retrofit more buses to reduce emissions. Houston-Galveston AERCO will send the TCEQ verification in the form of paid invoices and other documentation to show that the retrofits were completed. Retrofit technologies include particulate matter traps, diesel particulate matter filters, NOx reduction catalyst technology in combination with diesel particulate filters, and other emission control technologies that are developed and approved by EPA or the California Air Resources Board.					30,000.00	30,000.00	
AQ	34555	OTAL PETROCHEMICALS USA INC.	10/23/2008	1.00:1	529,300.00	105,860.00	211,720.00	211,720.00	211,720.00

* There are Multiple Respondent Names associated to this Case No.

Appendix 10: List of SEP's & SEP Projects FY2009

Single Program

	POLLUTION PREVENTION	The Respondent shall contribute to the Third-Party Recipient pursuant to the agreement between the Third-Party Recipient and the TCEQ. Specifically, the contribution will be used to aid local school districts, area transit agencies, and local governments in need of funding assistance to pay for the cost of the following activities to reduce emissions: 1) replacing older diesel buses with alternative fuelled or clean diesel buses; or 2) retrofitting older diesel buses with new, cleaner technology. The funds will be disbursed on a needs-rated basis, using non-attainment area status, condition of buses, and economic status of the recipient as possible rating factors if competition for the funds exists. To maximize funds, retrofitting will take priority over replacement of buses. Older buses deemed not suitable for retrofitting will be permanently retired and sold only for scrap. Acceptable retrofit technologies include particulate matter traps, diesel particulate matter filters, nitrogen oxides (NOx) reduction catalyst technology in combination with diesel particulate filters, and other emission control technologies that are developed and approved by the United States Environmental Protection Agency ("EPA") or the California Air Resources Board.	211,720.00	211,720.00					
AQ	36470	Formosa Plastics Corporation, Texas	03/23/2009	1.00:1	7,425.00	1,485.00	2,970.00	2,970.00	2,970.00
	POLLUTION PREVENTION	The Respondent shall contribute to the Third-Party Recipient pursuant to the agreement between the Third-Party Recipient and the TCEQ. Specifically, the contribution will be used to assist in the rehabilitation of the wastewater treatment system, including: replacement of the main sanitary sewer lift station to prevent sewage overflows or backups of sewage into residences; replacement of the final effluent outfall line at the wastewater treatment facility site; demolition of portions of the former site to alleviate storm water inflow into the chlorine contact chamber; and engineering design and oversight for the project.	2,970.00	2,970.00					
AQ	34199	Enterprise Products Operating LLC	11/06/2008	1.00:1	541,450.00	0.00	270,725.00	270,725.00	270,725.00
	POLLUTION REDUCTION	The Respondent will contribute to Houston-Galveston AERCO's Clean Cities/Clean Vehicles Program in Chambers County. The contribution will be used in accordance with the Supplemental Environmental Project Agreement between the Houston-Galveston AERCO and the Texas Commission on Environmental Quality. SEP monies will be used to aid local school districts and area transit agencies in reaching local match requirements mandated by the Federal Highway Administration's ("FHWA") Congestion Mitigation/Air Quality funding program. SEP monies will be disbursed to school districts and transit agencies in need of funding assistance in the Houston-Galveston non-attainment area. Those SEP monies will be used exclusively by the school districts and transit agencies as supplements to meet the local match requirements of the EPA. SEP monies will be used to pay for the cost of replacing older diesel buses with alternative fuelled or clean diesel buses. The old buses will be permanently retired and only sold for scrap. The schools and transit agencies will also use the SEP monies to retrofit more buses to reduce emissions. Houston-Galveston AERCO will send the TCEQ verification in the form of paid invoices and other documentation to show that the retrofits were completed. Retrofit technologies include particulate matter traps, diesel particulate matter filters, NOx reduction catalyst technology in combination with diesel particulate filters, and other emission control technologies that are developed and approved by EPA or the California Air Resources Board.	270,725.00	270,725.00					
AQ	36935	Chevron Phillips Chemical Company, LP	07/09/2009	1.00:1	23,624.00	4,724.00	9,450.00	9,450.00	9,450.00

* There are Multiple Respondent Names associated to this Case No.

Appendix 10: List of SEP's & SEP Projects FY2009

Single Program

	POLLUTION PREVENTION	The Respondent will contribute to Houston-Galveston AERCO's Clean Cities/Clean Vehicles Program in Harris County. The contribution will be used in accordance with the Supplemental Environmental Project Agreement between the Houston-Galveston AERCO and the Texas Commission on Environmental Quality. SEP monies will be used to aid local school districts and area transit agencies in reaching local match requirements mandated by the Federal Highway Administration's ("FHWA") Congestion Mitigation/Air Quality funding program. SEP monies will be disbursed to school districts and transit agencies in need of funding assistance in the Houston-Galveston non-attainment area. Those SEP monies will be used exclusively by the school districts and transit agencies as supplements to meet the local match requirements of the EPA. SEP monies will be used to pay for the cost of replacing older diesel buses with alternative fueled or clean diesel buses. The old buses will be permanently retired and only sold for scrap. The schools and transit agencies will also use the SEP monies to retrofit more buses to reduce emissions. Houston-Galveston AERCO will send the TCEQ verification in the form of paid invoices and other documentation to show that the retrofits were completed. Retrofit technologies include particulate matter traps, diesel particulate matter filters, NOx reduction catalyst technology in combination with diesel particulate filters, and other emission control technologies that are developed and approved by EPA or the California Air Resources Board.					9,450.00	9,450.00	
AQ	36519	ExxonMobil Oil Corporation	04/20/2009	1.00:1	2,599.00	519.00	1,040.00	1,040.00	1,040.00
	POLLUTION PREVENTION	A. Project The Respondent shall contribute to the Third-Party Recipient pursuant to the agreement between the Third-Party Recipient and the TCEQ. Specifically, the Third-Party Recipient will contribute to Jefferson County for its Retrofit/Replacement of Heavy Equipment and Vehicles with Alternative Fueled Equipment and Vehicles. Specifically, the contribution will be used to purchase alternative fueled equipment such as propane or electric powered lawn mowers, propane powered light duty and heavy equipment, and alternative fueled vehicles and retire diesel and gasoline powered equipment and vehicles. Jefferson County will also convert current equipment and vehicles to alternative fueled equipment in order to lower emissions.					1,040.00	1,040.00	
AQ	35525	Ash Grove Texas, L.P.	10/23/2008	1.00:1	16,725.00	3,345.00	6,690.00	6,690.00	6,690.00
	POLLUTION PREVENTION	The Respondent shall contribute the SEP Amount to the Third-Party Recipient pursuant to the agreement between the Third-Party Recipient and the TCEQ. Specifically, the contribution will be used to host a one-day event in Tarrant County where 167 operational gas-powered walk-behind lawn mowers may be traded in for a discount on a clean-running electric mower. The City of Fort Worth ("the City") shall coordinate with retailers and/or manufacturers to provide a 20% discount off the retail cost of electric mowers. The City will pay 40% of the retail cost with SEP funds to keep out-of-pocket consumer costs comparable to that of buying a gas-powered mower. The discounted price for the consumer will be approximately \$209 for an electric mower that usually costs \$449.					6,690.00	6,690.00	
AQ	35551	The Goodyear Tire & Rubber Company	10/23/2008	1.00:1	16,650.00	3,330.00	6,660.00	6,660.00	6,660.00

* There are Multiple Respondent Names associated to this Case No.

Appendix 10: List of SEP's & SEP Projects FY2009

Single Program

	POLLUTION PREVENTION	The Respondent shall contribute to the Third-Party Recipient pursuant to the agreement between the Third-Party Recipient and the TCEQ. Specifically, the contribution will be used to conduct home energy audits and to assist low income residents in the West Port Arthur area by weatherizing their homes which will improve their homes' energy efficiency. SEP monies will be used to pay for the cost of caulking and insulating homes, replacing heating and cooling systems and major appliances with new, energy efficient equipment.	6,660.00	6,660.00					
AQ	36651	Shell Oil Company	06/15/2009	1.00:1	21,275.00	0.00	10,638.00	10,637.00	10,637.00
	POLLUTION PREVENTION	The Respondents will contribute to Houston-Galveston AERCO's Clean Cities/Clean Vehicles Program in Harris County. The contribution will be used in accordance with the Supplemental Environmental Project Agreement between the Houston-Galveston AERCO and the Texas Commission on Environmental Quality. SEP monies will be used to aid local school districts and area transit agencies in reaching local match requirements mandated by the Federal Highway Administration's ("FHWA") Congestion Mitigation/Air Quality funding program. SEP monies will be disbursed to school districts and transit agencies in need of funding assistance in the Houston-Galveston non-attainment area. Those SEP monies will be used exclusively by the school districts and transit agencies as supplements to meet the local match requirements of the EPA. SEP monies will be used to pay for the cost of replacing older diesel buses with alternative fueled or clean diesel buses. The old buses will be permanently retired and only sold for scrap. The schools and transit agencies will also use the SEP monies to retrofit more buses to reduce emissions. Houston-Galveston AERCO will send the TCEQ verification in the form of paid invoices and other documentation to show that the retrofits were completed. Retrofit technologies include particulate matter traps, diesel particulate matter filters, NOx reduction catalyst technology in combination with diesel particulate filters, and other emission control technologies that are developed and approved by EPA or the California Air Resources Board.	10,637.00	10,637.00					
AQ	36126	Holly Energy Partners - Operating, L.P.	02/08/2009	1.00:1	2,700.00	540.00	1,080.00	1,080.00	1,080.00
	POLLUTION PREVENTION	The Respondent shall contribute the SEP Offset Amount to the Third-Party Recipient named above. The contribution will be to Texas PTA for the Clean School Bus Program in El Paso County as set forth in an agreement between the Third-Party Recipient and the TCEQ. Specifically, the contribution will be used to reimburse local school districts for the cost of the following activities to reduce emissions: 1) replacing older diesel buses with alternative fueled or clean diesel buses; or 2) retrofitting older diesel buses with new, cleaner technology. All dollars contributed will be used solely for the direct cost of the project and no portion will be spent on administrative costs. The SEP will be done in accordance with all federal, state and local environmental laws and regulations.	1,080.00	1,080.00					
AQ	37154	INEOS Nova, LLC	08/23/2009	1.00:1	5,642.00	1,128.00	2,257.00	2,257.00	2,257.00
	POLLUTION PREVENTION	Performing Party shall use SEP Funds to operate, maintain, and potentially expand portions of the existing Houston Regional Monitoring Corporation Ambient Air Quality Monitoring Network in the Houston area in order to continue to provide information on data quality and trends to the public, TCEQ, and industry representatives. SEP funds may be used to operate a single monitoring site or multiple sites contingent upon the amount of SEP funds provided.	2,257.00	2,257.00					
AQ	34902	Shell Oil Company	09/22/2008	1.00:1	80,000.00	0.00	40,000.00	40,000.00	40,000.00

* There are Multiple Respondent Names associated to this Case No.

Appendix 10: List of SEP's & SEP Projects FY2009

Single Program

	POLLUTION REDUCTION	The Respondent will contribute to Houston-Galveston AERCO's Clean Cities/Clean Vehicles Program in Harris County. The contribution will be used in accordance with the Supplemental Environmental Project Agreement between the Houston-Galveston AERCO and the Texas Commission on Environmental Quality. SEP monies will be used to aid local school districts and area transit agencies in reaching local match requirements mandated by the Federal Highway Administration's ("FHWA") Congestion Mitigation/Air Quality funding program. SEP monies will be disbursed to school districts and transit agencies in need of funding assistance in the Houston-Galveston non-attainment area. Those SEP monies will be used exclusively by the school districts and transit agencies as supplements to meet the local match requirements of the EPA. SEP monies will be used to pay for the cost of replacing older diesel buses with alternative fueled or clean diesel buses. The old buses will be permanently retired and only sold for scrap. The schools and transit agencies will also use the SEP monies to retrofit more buses to reduce emissions. Houston-Galveston AERCO will send the TCEQ verification in the form of paid invoices and other documentation to show that the retrofits were completed. Retrofit technologies include particulate matter traps, diesel particulate matter filters, NOx reduction catalyst technology in combination with diesel particulate filters, and other emission control technologies that are developed and approved by EPA or the California Air Resources Board.	40,000.00	40,000.00					
AQ	35213	SABINA PETROCHEMICALS LLC	09/22/2008	1.00:1	19,400.00	3,880.00	7,760.00	7,760.00	7,760.00
	POLLUTION PREVENTION	The Respondent shall contribute to the Third-Party Recipient pursuant to the agreement between the Third-Party Recipient and the TCEQ. Specifically, the Third-Party Recipient will contribute to Jefferson County for its Retrofit/Replacement of Heavy Equipment and Vehicles with Alternative Fueled Equipment and Vehicles. Specifically, the contribution will be used to purchase alternative fueled equipment such as propane or electric powered lawn mowers, propane powered light duty and heavy equipment, and alternative fueled vehicles and retire diesel and gasoline powered equipment and vehicles. Jefferson County will also convert current equipment and vehicles to alternative fueled equipment in order to lower emissions. All dollars contributed will be used solely for the direct cost of the project and no portion will be spent on administrative costs. The SEP will be done in accordance with all federal, state and local environmental laws and regulations.	7,760.00	7,760.00					
AQ	35503	Motiva Enterprises LLC	09/22/2008	1.00:1	9,350.00	1,870.00	3,740.00	3,740.00	3,740.00
	POLLUTION PREVENTION	The Respondent shall contribute to the Third-Party Recipient pursuant to the agreement between the Third-Party Recipient and the TCEQ. Specifically, the contribution will be used to conduct home energy audits and to assist low income residents in the West Port Arthur area by weatherizing their homes which will improve their homes' energy efficiency. SEP monies will be used to pay for the cost of caulking and insulating homes, replacing heating and cooling systems and major appliances with new, energy efficient equipment.	3,740.00	3,740.00					
AQ	36663	Eagle Rock Field Services, L.P.	06/01/2009	1.00:1	57,589.00	11,517.00	23,036.00	23,036.00	23,036.00

* There are Multiple Respondent Names associated to this Case No.

Appendix 10: List of SEP's & SEP Projects FY2009

Single Program

	POLLUTION PREVENTION	The Respondent shall contribute the SEP Offset Amount to the Third-Party Recipient named above. The contribution will be to Texas PTA for the Clean School Bus Program in Roberts County as set forth in an agreement between the Third-Party Recipient and the TCEQ. Specifically, the contribution will be used to reimburse local school districts for the cost of the following activities to reduce emissions: 1) replacing older diesel buses with alternative fuelled or clean diesel buses; or 2) retrofitting older diesel buses with new, cleaner technology. All dollars contributed will be used solely for the direct cost of the project and no portion will be spent on administrative costs. The SEP will be done in accordance with all federal, state and local environmental laws and regulations.	23,036.00	23,036.00					
AQ	36338	The Lubrizol Corporation	05/03/2009	1.00:1	20,410.00	0.00	10,205.00	10,205.00	10,205.00
	POLLUTION PREVENTION	The Respondent will contribute to Houston-Galveston AERCO's Clean Cities/Clean Vehicles Program in Harris County. The contribution will be used in accordance with the Supplemental Environmental Project Agreement between the Houston-Galveston AERCO and the Texas Commission on Environmental Quality. SEP monies will be used to aid local school districts and area transit agencies in reaching local match requirements mandated by the Federal Highway Administration's ("FHWA") Congestion Mitigation/Air Quality funding program. SEP monies will be disbursed to school districts and transit agencies in need of funding assistance in the Houston-Galveston non-attainment area. Those SEP monies will be used exclusively by the school districts and transit agencies as supplements to meet the local match requirements of the EPA. SEP monies will be used to pay for the cost of replacing older diesel buses with alternative fueled or clean diesel buses. The old buses will be permanently retired and only sold for scrap. The schools and transit agencies will also use the SEP monies to retrofit more buses to reduce emissions. Houston-Galveston AERCO will send the TCEQ verification in the form of paid invoices and other documentation to show that the retrofits were completed. Retrofit technologies include particulate matter traps, diesel particulate matter filters, NOx reduction catalyst technology in combination with diesel particulate filters, and other emission control technologies that are developed and approved by EPA or the California Air Resources Board.	10,205.00	10,205.00					
AQ	35189	Solutia Inc.	05/18/2009	1.00:1	117,048.00	0.00	58,524.00	58,524.00	58,524.00
	POLLUTION REDUCTION	The contribution will be used in accordance with the Supplemental Environmental Project Agreement between the Houston-Galveston AERCO and the Texas Commission on Environmental Quality. SEP monies will be used in Brazoria County to aid local school districts and area transit agencies in reaching local match requirements mandated by the Federal Highway Administration's ("FHWA") Congestion Mitigation/Air Quality funding program.	58,524.00	58,524.00					
AQ	35979	Houston Refining LP	10/23/2008	1.00:1	10,000.00	2,000.00	4,000.00	4,000.00	4,000.00

* There are Multiple Respondent Names associated to this Case No.

Appendix 10: List of SEP's & SEP Projects FY2009

Single Program

	POLLUTION PREVENTION		The Respondent will contribute to Houston-Galveston AERCO's Clean Cities/Clean Vehicles Program in Harris County. The contribution will be used in accordance with the Supplemental Environmental Project Agreement between the Houston-Galveston AERCO and the Texas Commission on Environmental Quality. SEP monies will be used to aid local school districts and area transit agencies in reaching local match requirements mandated by the Federal Highway Administration's ("FHWA") Congestion Mitigation/Air Quality funding program. SEP monies will be disbursed to school districts and transit agencies in need of funding assistance in the Houston-Galveston non-attainment area. Those SEP monies will be used exclusively by the school districts and transit agencies as supplements to meet the local match requirements of the EPA. SEP monies will be used to pay for the cost of replacing older diesel buses with alternative fueled or clean diesel buses. The old buses will be permanently retired and only sold for scrap. The schools and transit agencies will also use the SEP monies to retrofit more buses to reduce emissions. Houston-Galveston AERCO will send the TCEQ verification in the form of paid invoices and other documentation to show that the retrofits were completed. Retrofit technologies include particulate matter traps, diesel particulate matter filters, NOx reduction catalyst technology in combination with diesel particulate filters, and other emission control technologies that are developed and approved by EPA or the California Air Resources Board.				4,000.00	4,000.00
AQ	37114	Lucite International, Inc.	07/20/2009	1.00:1	5,357.00	1,071.00	2,143.00	2,143.00
	ENVIRONMENTAL ENHANCEMENT		The Respondent shall contribute to the Third-Party Recipient pursuant to the agreement between the Third-Party Recipient and the TCEQ. Specifically, the Third-Party Recipient will contribute to Jefferson County for its Retrofit/Replacement of Heavy Equipment and Vehicles with Alternative Fueled Equipment and Vehicles. Specifically, the contribution will be used to purchase alternative fueled equipment such as propane or electric powered lawn mowers, propane powered light duty and heavy equipment, and alternative fueled vehicles and retire diesel and gasoline powered equipment and vehicles. Jefferson County will also convert current equipment and vehicles to alternative fueled equipment in order to lower emissions.				2,143.00	2,143.00
AQ	35819	OTAL PETROCHEMICALS USA INC.	11/17/2008	1.00:1	15,496.00	3,099.00	6,199.00	6,198.00
	POLLUTION PREVENTION		The Respondent shall contribute to the Third-Party Recipient pursuant to the agreement between the Third-Party Recipient and the TCEQ. Specifically, the contribution will be used to aid local school districts, area transit agencies, and local governments in need of funding assistance to pay for the cost of the following activities to reduce emissions: 1) replacing older diesel buses with alternative fuelled or clean diesel buses; or 2) retrofitting older diesel buses with new, cleaner technology. The funds will be disbursed on a needs-rated basis, using non-attainment area status, condition of buses, and economic status of the recipient as possible rating factors if competition for the funds exists. To maximize funds, retrofitting will take priority over replacement of buses. Older buses deemed not suitable for retrofitting will be permanently retired and sold only for scrap. Acceptable retrofit technologies include particulate matter traps, diesel particulate matter filters, nitrogen oxides (NOx) reduction catalyst technology in combination with diesel particulate filters, and other emission control technologies that are developed and approved by the United States Environmental Protection Agency ("EPA") or the California Air Resources Board.				6,198.00	6,198.00

* There are Multiple Respondent Names associated to this Case No.

Appendix 10: List of SEP's & SEP Projects FY2009

Single Program

AQ	37110	The Premcor Refining Group Inc.	08/31/2009	1.00:1	19,600.00	3,920.00	7,840.00	7,840.00	7,840.00
		POLLUTION PREVENTION	Performing Party shall use SEP Funds to assist low-income residents in the West Port Arthur area by: 1) conducting home energy audits; 2) weatherizing homes to improve energy efficiency; 3) repairing or replacing heating/cooling systems and major appliances with new, energy-efficient equipment. Weatherizing homes may include costs of caulking openings as well as insulating walls, floors, and attics in homes. Any heating/cooling systems or major appliances that are replaced must be scrapped and must not be reused in any way. Performing Party shall use consistent and reliable criteria for determining the low-income status of residents assisted with SEP Funds.					7,840.00	7,840.00
AQ	25458	Chevron Phillips Chemical Company, LP	12/20/2008	1.00:1	20,200.00	0.00	10,100.00	10,100.00	10,100.00
		POLLUTION REDUCTION	Project will use funds to aid local school districts, area transit agencies, and local governments in need of funding assistance to pay for the cost of the following activities to reduce emissions: 1) replacing older diesel buses with alternative fueled or clean diesel buses; or 2) retrofitting older diesel buses with new cleaner technology. RC&D shall disburse funds to school districts, area transit agencies, or local governments on a needs-rated basis, using non-attainment area status, condition of buses, or economic status of recipient as possible rating factors if competition for funds exists.					10,100.00	10,100.00
AQ	37083	Exxon Mobil Corporation	07/20/2009	1.00:1	10,000.00	2,000.00	4,000.00	4,000.00	4,000.00
		POLLUTION PREVENTION	The Respondent will contribute to Houston-Galveston AERCO's Clean Cities/Clean Vehicles Program in Harris County. The contribution will be used in accordance with the Supplemental Environmental Project Agreement between the Houston-Galveston AERCO and the Texas Commission on Environmental Quality. SEP monies will be used to aid local school districts and area transit agencies in reaching local match requirements mandated by the Federal Highway Administration's ("FHWA") Congestion Mitigation/Air Quality funding program. SEP monies will be disbursed to school districts and transit agencies in need of funding assistance in the Houston-Galveston non-attainment area. Those SEP monies will be used exclusively by the school districts and transit agencies as supplements to meet the local match requirements of the EPA. SEP monies will be used to pay for the cost of replacing older diesel buses with alternative fueled or clean diesel buses. The old buses will be permanently retired and only sold for scrap. The schools and transit agencies will also use the SEP monies to retrofit more buses to reduce emissions. Houston-Galveston AERCO will send the TCEQ verification in the form of paid invoices and other documentation to show that the retrofits were completed. Retrofit technologies include particulate matter traps, diesel particulate matter filters, NOx reduction catalyst technology in combination with diesel particulate filters, and other emission control technologies that are developed and approved by EPA or the California Air Resources Board.					4,000.00	4,000.00
AQ	35364	OTAL PETROCHEMICALS USA INC.	11/06/2008	1.00:1	59,329.00	11,865.00	23,732.00	23,732.00	23,732.00

* There are Multiple Respondent Names associated to this Case No.

Appendix 10: List of SEP's & SEP Projects FY2009

Single Program

	POLLUTION PREVENTION	The Respondent shall contribute to the Third-Party Recipient pursuant to the agreement between the Third-Party Recipient and the TCEQ. Specifically, the contribution will be used to conduct home energy audits and to assist low income residents in the West Port Arthur area by weatherizing their homes which will improve their homes' energy efficiency. SEP monies will be used to pay for the cost of caulking and insulating homes, replacing heating and cooling systems and major appliances with new, energy efficient equipment.	23,732.00	23,732.00					
AQ	37152	DCP Midstream, LP	07/09/2009	1.00:1	10,000.00	0.00	5,000.00	5,000.00	5,000.00
	CLEAN UP	The Respondent shall contribute the SEP Offset Amount to the Third-Party Recipient named above. The contribution will be to Keep Odessa Beautiful, Inc. for the Household Hazardous Waste, Tire Collection, and Recycling program as set forth in an agreement between the Third-Party Recipient and the TCEQ. Specifically, the contribution will be used to provide citizens and schools with a safe and convenient opportunity to properly dispose of harmful chemicals and prevent illegal dumping of harmful wastes or tires. The following types of materials will be accepted: batteries, oil and oil filters, paints, household and/or school chemicals, and used tires. The items collected in these events will be either reused or properly disposed. Citizens may "reuse" unused portions of properly labelled and handled chemical products through the reusable materials exchange. All dollars contributed will be used solely for the direct cost of the project and no portion will be spent on administrative costs. The SEP will be done in accordance with all federal, state and local environmental laws and regulations.	5,000.00	5,000.00					
AQ	35889	UCAR Pipeline, Incorporated.	12/20/2008	1.00:1	9,000.00	0.00	4,500.00	4,500.00	4,500.00
	POLLUTION REDUCTION	The Respondent shall contribute the SEP Amount to the Third-Party Recipient pursuant to the agreement between the Third-Party Recipient and the TCEQ. Specifically, the contribution will be used to install, operate, and maintain a stationary ambient air monitoring station in the vicinity of Memorial High School Ninth Grade Campus. The station will employ canister sampling, a hydrocarbon analyzer, and/or a chromatograph. Ancillary equipment will include a sample conditioning system, a ten meter meteorological tower, a climate controlled equipment shelter, a remote communications system, and have electronic data logging capabilities. The station will continuously sample and analyze the ambient air for a wide range of hydrocarbon species in accordance with Environmental Protection Agency's recommended "TO-14" list. SEP monies will be used for the cost of purchasing, installing, operating, and maintaining the air monitoring station along with its ancillary equipment.	4,500.00	4,500.00					
AQ	36477	Raytheon Company	03/23/2009	1.00:1	10,000.00	2,000.00	4,000.00	4,000.00	4,000.00
	POLLUTION PREVENTION	The Respondent shall contribute the SEP Offset Amount to the Third-Party Recipient named above. The contribution will be to Texas PTA for the Clean School Bus Program in Dallas County as set forth in an agreement between the Third-Party Recipient and the TCEQ. Specifically, the contribution will be used to reimburse local school districts for the cost of the following activities to reduce emissions: 1) replacing older diesel buses with alternative fuelled or clean diesel buses; or 2) retrofitting older diesel buses with new, cleaner technology. All dollars contributed will be used solely for the direct cost of the project and no portion will be spent on administrative costs. The SEP will be done in accordance with all federal, state and local environmental laws and regulations.	4,000.00	4,000.00					
AQ	35600	DCP Midstream, LP	11/17/2008	1.00:1	7,950.00	1,590.00	3,180.00	3,180.00	3,180.00

* There are Multiple Respondent Names associated to this Case No.

Appendix 10: List of SEP's & SEP Projects FY2009

Single Program

	CLEAN UP	The Respondent shall contribute to the Third-Party Recipient pursuant to the agreement between the Third-Party Recipient and the TCEQ. Specifically, the contribution will be used to coordinate with city and/or county governmental officials regarding the clean up of sites where trash has been disposed of illegally. Eligible sites will be limited to those where a responsible party can not be identified and where there is no pre-existing obligation to clean up the site by the owner or the government. Additionally, reasonable efforts must have already been taken to prevent the dumping. SEP monies will be used to pay for the direct cost of collection and disposal of debris. All dollars contributed will be used solely for the direct cost of the project and no portion will be spent on administrative costs. The SEP will be done in accordance with all federal, state and local environmental laws and regulations.					3,180.00	3,180.00	
AQ	35305	ExxonMobil Oil Corporation	08/23/2009	1.00:1	106,600.00	0.00	53,300.00	53,300.00	53,300.00
	POLLUTION REDUCTION	The SEP Offset Amount will be used to purchase alternative fueled equipment such as propane or electric powered lawn mowers, propane powered light duty and heavy equipment, and alternative fueled vehicles, and retire diesel and gasoline powered equipment and vehicles. The retired vehicles and equipment will not be resold as working vehicles, but will only be sold for scrap. The SEP Amount will also be used to convert current equipment and vehicles to alternative fueled equipment and vehicles and to retrofit current gasoline and diesel powered equipment in order to lower emissions.					53,300.00	53,300.00	
AQ	35399	Shell Chemical LP *	11/17/2008	1.00:1	20,000.00	4,000.00	8,000.00	8,000.00	8,000.00
	POLLUTION PREVENTION	The Respondent will contribute to Houston-Galveston AERCO's Clean Cities/Clean Vehicles Program in Harris County. The contribution will be used in accordance with the Supplemental Environmental Project Agreement between the Houston-Galveston AERCO and the Texas Commission on Environmental Quality. SEP monies will be used to aid local school districts and area transit agencies in reaching local match requirements mandated by the Federal Highway Administration's ("FHWA") Congestion Mitigation/Air Quality funding program. SEP monies will be disbursed to school districts and transit agencies in need of funding assistance in the Houston-Galveston non-attainment area. Those SEP monies will be used exclusively by the school districts and transit agencies as supplements to meet the local match requirements of the EPA. SEP monies will be used to pay for the cost of replacing older diesel buses with alternative fueled or clean diesel buses. The old buses will be permanently retired and only sold for scrap. The schools and transit agencies will also use the SEP monies to retrofit more buses to reduce emissions. Houston-Galveston AERCO will send the TCEQ verification in the form of paid invoices and other documentation to show that the retrofits were completed. Retrofit technologies include particulate matter traps, diesel particulate matter filters, NOx reduction catalyst technology in combination with diesel particulate filters, and other emission control technologies that are developed and approved by EPA or the California Air Resources Board.					8,000.00	8,000.00	
AQ	36068	Enterprise Products Operating LLC	02/22/2009	1.00:1	10,100.00	0.00	5,050.00	5,050.00	5,050.00

* There are Multiple Respondent Names associated to this Case No.

Appendix 10: List of SEP's & SEP Projects FY2009

Single Program

	POLLUTION PREVENTION	The Respondent will contribute to Barbers Hill Independent School District's ("Barbers Hill ISD") Alternative Fueled Vehicle and Equipment Program in Chambers County. The contribution will be used in accordance with the Supplemental Environmental Project Agreement between Barbers Hill ISD and the Texas Commission on Environmental Quality. SEP monies will be used to retire current diesel-powered or gasoline powered vehicles and equipment and replace those vehicles and equipment with alternative-fueled vehicles and equipment; convert current vehicles and equipment to alternative-fueled equipment; or retrofit current gasoline or diesel-powered equipment.	5,050.00	5,050.00					
AQ	35843	US Department of the Army	11/17/2008	1.00:1	4,750.00	950.00	0.00	3,800.00	3,800.00
	POLLUTION REDUCTION	The Respondent shall contribute the SEP Offset Amount to the Third-Party Recipient named above. The contribution will be to Texas PTA for the Clean School Bus Program in Bell County as set forth in an agreement between the Third-Party Recipient and the TCEQ. Specifically, the contribution will be used to reimburse local school districts for the cost of the following activities to reduce emissions: 1) replacing older diesel buses with alternative fuelled or clean diesel buses; or 2) retrofitting older diesel buses with new, cleaner technology. All dollars contributed will be used solely for the direct cost of the project and no portion will be spent on administrative costs. The SEP will be done in accordance with all federal, state and local environmental laws and regulations.	3,800.00	3,800.00					
AQ	25508	J. C. Evans Construction Holdings, Inc.	07/09/2009	1.00:1	210,000.00	0.00	42,000.00	168,000.00	168,000.00
	POLLUTION REDUCTION	The Respondent shall perform an air pollution reduction project involving paving (with non-asphalt base materials) unpaved parking and driving areas at 9601 Clinton Drive in Houston, Texas. The subject site is a 0.773 acre commercial tract located at the northeast corner of Clinton Drive and Clinton Park Avenue in the Galena Park area of Houston. The legal description is: Business Tract "C", of CLINTON PARK ADDITION, a subdivision in the John Brown Survey, Abstract No. 8, in Houston, Harris County, Texas, according to the map or plat thereof, recorded in Volume 18, Pages 28, 29 and 30 of the Map Records of Harris County, Texas. The Respondent shall provide site specific engineer work, obtain permits, provide excavation and disposal of dirt, asphalt and concrete from areas 1, 3 & 4, perform site preparation, and install 6" concrete pavement in those same areas as shown in the scope of work approved by TCEQ.	168,000.00	168,000.00					
	CLEAN UP	This project will only receive a contribution if the Respondent does not complete Project 1 (custom SEP). Any remaining balance will be contributed to Texas RC&D for the Cleanup of Unauthorized Dumpsites	0.00	0.00					
AQ	36369	Favelle Favco Cranes USA, Inc.	03/12/2009	1.00:1	4,128.00	825.00	1,652.00	1,651.00	1,651.00
	ENVIRONMENTAL RESTORATION	The Respondent shall contribute the SEP Offset Amount to the Third-Party Recipient named above. The contribution will be to Friends of Laguna Atascosa National Wildlife Refuge for the Flooding of Bahia Grande Project in Cameron County as set forth in an agreement between the Third-Party Recipient and the TCEQ. Specifically, the contribution will be used to work with the United States Fish and Wildlife Service to re-flood the Bahia Grande. This will restore tidal wetland habitats that went dry with the construction of the Brownsville ship channel. The SEP will be done in accordance with all federal, state and local environmental laws and regulations.	1,651.00	1,651.00					
AQ	35848	Sherwin Alumina, L.P.	12/04/2008	1.00:1	23,200.00	4,640.00	9,280.00	9,280.00	9,280.00

* There are Multiple Respondent Names associated to this Case No.

Appendix 10: List of SEP's & SEP Projects FY2009

Single Program

	POLLUTION REDUCTION	The Respondent will contribute to Texas A&M University-Kingsville, Air Quality Monitoring in San Patricio County. The contribution will be used in accordance with the Supplemental Environmental Project Agreement between Texas A&M University-Kingsville and the Texas Commission on Environmental Quality. The 3rd party will establish three air quality monitoring stations in the San Patricio Water District. The stations will consist of ambient air monitoring instruments, meteorological instruments, and ancillary equipment. The primary objective of these new monitoring stations is to provide continuous non-regulatory information on air quality. The stations will also generate data on background concentrations, pollutant transports from outside the air shed, and from the industrial district during the periods of predominant southeast to northwest wind patterns. The monitoring sites will be located at the Odem Raw Water Stations, Taft Texana Blending Station, and the San Patricio Country Municipal Water District Main Office, and the existing site at the Aransas Pass Treatment Plant.					9,280.00	9,280.00	
AQ	37274	Valero Refining-Texas, L.P.	07/20/2009	1.00:1	10,439.00	2,087.00	4,176.00	4,176.00	4,176.00
	POLLUTION PREVENTION	The Respondent will contribute to Houston-Galveston AERCO's Clean Cities/Clean Vehicles Program in Harris County. The contribution will be used in accordance with the Supplemental Environmental Project Agreement between the Houston-Galveston AERCO and the Texas Commission on Environmental Quality. SEP monies will be used to aid local school districts and area transit agencies in reaching local match requirements mandated by the Federal Highway Administration's ("FHWA") Congestion Mitigation/Air Quality funding program. SEP monies will be disbursed to school districts and transit agencies in need of funding assistance in the Houston-Galveston non-attainment area. Those SEP monies will be used exclusively by the school districts and transit agencies as supplements to meet the local match requirements of the EPA. SEP monies will be used to pay for the cost of replacing older diesel buses with alternative fueled or clean diesel buses. The old buses will be permanently retired and only sold for scrap. The schools and transit agencies will also use the SEP monies to retrofit more buses to reduce emissions. Houston-Galveston AERCO will send the TCEQ verification in the form of paid invoices and other documentation to show that the retrofits were completed. Retrofit technologies include particulate matter traps, diesel particulate matter filters, NOx reduction catalyst technology in combination with diesel particulate filters, and other emission control technologies that are developed and approved by EPA or the California Air Resources Board.					4,176.00	4,176.00	
AQ	36341	Lucite International, Inc.	03/23/2009	1.00:1	28,750.00	5,750.00	11,500.00	11,500.00	11,500.00
	POLLUTION PREVENTION	The Respondent shall contribute to the Third-Party Recipient pursuant to the agreement between the Third-Party Recipient and the TCEQ. Specifically, the Third-Party Recipient will contribute to Jefferson County for its Retrofit/Replacement of Heavy Equipment and Vehicles with Alternative Fueled Equipment and Vehicles. Specifically, the contribution will be used to purchase alternative fueled equipment such as propane or electric powered lawn mowers, propane powered light duty and heavy equipment, and alternative fueled vehicles and retire diesel and gasoline powered equipment and vehicles. Jefferson County will also convert current equipment and vehicles to alternative fueled equipment in order to lower emissions.					11,500.00	11,500.00	
AQ	36133	Union Tank Car Company	04/20/2009	1.00:1	11,530.00	2,306.00	4,612.00	4,612.00	4,612.00

* There are Multiple Respondent Names associated to this Case No.

Appendix 10: List of SEP's & SEP Projects FY2009

Single Program

	POLLUTION PREVENTION		The Respondent will contribute to Houston-Galveston AERCO's Clean Cities/Clean Vehicles Program in Liberty County. The contribution will be used in accordance with the Supplemental Environmental Project Agreement between the Houston-Galveston AERCO and the Texas Commission on Environmental Quality. SEP monies will be used to aid local school districts and area transit agencies in reaching local match requirements mandated by the Federal Highway Administration's ("FHWA") Congestion Mitigation/Air Quality funding program. SEP monies will be disbursed to school districts and transit agencies in need of funding assistance in the Houston-Galveston non-attainment area. Those SEP monies will be used exclusively by the school districts and transit agencies as supplements to meet the local match requirements of the EPA. SEP monies will be used to pay for the cost of replacing older diesel buses with alternative fueled or clean diesel buses. The old buses will be permanently retired and only sold for scrap. The schools and transit agencies will also use the SEP monies to retrofit more buses to reduce emissions. Houston-Galveston AERCO will send the TCEQ verification in the form of paid invoices and other documentation to show that the retrofits were completed. Retrofit technologies include particulate matter traps, diesel particulate matter filters, NOx reduction catalyst technology in combination with diesel particulate filters, and other emission control technologies that are developed and approved by EPA or the California Air Resources Board.				4,612.00	4,612.00	
AQ	36231	E. I. du Pont de Nemours and Company	07/09/2009	1.00:1	31,408.00	6,281.00	12,564.00	12,563.00	12,563.00
	POLLUTION PREVENTION		The Respondent shall contribute the SEP Offset Amount to the Third-Party Recipient named above. The contribution will be to Texas PTA for the Clean School Bus Program in Orange County as set forth in an agreement between the Third-Party Recipient and the TCEQ. Specifically, the contribution will be used to reimburse local school districts for the cost of the following activities to reduce emissions: 1) replacing older diesel buses with alternative fuelled or clean diesel buses; or 2) retrofitting older diesel buses with new, cleaner technology. All dollars contributed will be used solely for the direct cost of the project and no portion will be spent on administrative costs. The SEP will be done in accordance with all federal, state and local environmental laws and regulations.					12,563.00	12,563.00
AQ	27217	BASF FINA Petrochemicals Limited Partnership	12/20/2008	1.00:1	59,800.00	0.00	29,900.00	29,900.00	29,900.00
	POLLUTION REDUCTION		Conduct home energy audits and to assist low income residents in the West Port Arthur area in improving their homes' energy efficiency such as by caulking, weatherizing, insulating, and replacing heating and cooling systems and major appliances with new, energy efficient equipment.					29,900.00	29,900.00
AQ	34602	Shell Chemical LP	09/22/2008	1.00:1	70,415.00	0.00	35,208.00	35,207.00	35,207.00

* There are Multiple Respondent Names associated to this Case No.

Appendix 10: List of SEP's & SEP Projects FY2009

Single Program

	POLLUTION REDUCTION	The Respondent will contribute to Houston-Galveston AERCO's Clean Cities/Clean Vehicles Program in Harris County. The contribution will be used in accordance with the Supplemental Environmental Project Agreement between the Houston-Galveston AERCO and the Texas Commission on Environmental Quality. SEP monies will be used to aid local school districts and area transit agencies in reaching local match requirements mandated by the Federal Highway Administration's ("FHWA") Congestion Mitigation/Air Quality funding program. SEP monies will be disbursed to school districts and transit agencies in need of funding assistance in the Houston-Galveston non-attainment area. Those SEP monies will be used exclusively by the school districts and transit agencies as supplements to meet the local match requirements of the EPA. SEP monies will be used to pay for the cost of replacing older diesel buses with alternative fueled or clean diesel buses. The old buses will be permanently retired and only sold for scrap. The schools and transit agencies will also use the SEP monies to retrofit more buses to reduce emissions. Houston-Galveston AERCO will send the TCEQ verification in the form of paid invoices and other documentation to show that the retrofits were completed. Retrofit technologies include particulate matter traps, diesel particulate matter filters, NOx reduction catalyst technology in combination with diesel particulate filters, and other emission control technologies that are developed and approved by EPA or the California Air Resources Board.	35,207.00	35,207.00					
AQ	36289	ExxonMobil Oil Corporation	03/12/2009	1.00:1	10,000.00	2,000.00	4,000.00	4,000.00	4,000.00
	POLLUTION PREVENTION	The Respondent shall contribute to the Third-Party Recipient pursuant to the agreement between the Third-Party Recipient and the TCEQ. Specifically, the Third-Party Recipient will contribute to Jefferson County for its Retrofit/Replacement of Heavy Equipment and Vehicles with Alternative Fueled Equipment and Vehicles. Specifically, the contribution will be used to purchase alternative fueled equipment such as propane or electric powered lawn mowers, propane powered light duty and heavy equipment, and alternative fueled vehicles and retire diesel and gasoline powered equipment and vehicles. Jefferson County will also convert current equipment and vehicles to alternative fueled equipment in order to lower emissions.	4,000.00	4,000.00					
AQ	35878	ExxonMobil Oil Corporation	12/04/2008	1.00:1	16,450.00	3,290.00	6,580.00	6,580.00	6,580.00
	POLLUTION PREVENTION	The Respondent shall contribute to the Third-Party Recipient pursuant to the agreement between the Third-Party Recipient and the TCEQ. Specifically, the contribution will be used to aid local school districts, area transit agencies, and local governments in need of funding assistance to pay for the cost of the following activities to reduce emissions: 1) replacing older diesel buses with alternative fuelled or clean diesel buses; or 2) retrofitting older diesel buses with new, cleaner technology. The funds will be disbursed on a needs-rated basis, using non-attainment area status, condition of buses, and economic status of the recipient as possible rating factors if competition for the funds exists. To maximize funds, retrofitting will take priority over replacement of buses. Older buses deemed not suitable for retrofitting will be permanently retired and sold only for scrap. Acceptable retrofit technologies include particulate matter traps, diesel particulate matter filters, nitrogen oxides (NOx) reduction catalyst technology in combination with diesel particulate filters, and other emission control technologies that are developed and approved by the United States Environmental Protection Agency ("EPA") or the California Air Resources Board.	6,580.00	6,580.00					
AQ	35816	Valero Refining-Texas, L.P.	10/23/2008	1.00:1	19,800.00	3,960.00	7,920.00	7,920.00	7,920.00

* There are Multiple Respondent Names associated to this Case No.

Appendix 10: List of SEP's & SEP Projects FY2009

Single Program

POLLUTION PREVENTION		<p>The Respondent will contribute to Houston-Galveston AERCO's Clean Cities/Clean Vehicles Program in Harris County. The contribution will be used in accordance with the Supplemental Environmental Project Agreement between the Houston-Galveston AERCO and the Texas Commission on Environmental Quality. SEP monies will be used to aid local school districts and area transit agencies in reaching local match requirements mandated by the Federal Highway Administration's ("FHWA") Congestion Mitigation/Air Quality funding program. SEP monies will be disbursed to school districts and transit agencies in need of funding assistance in the Houston-Galveston non-attainment area. Those SEP monies will be used exclusively by the school districts and transit agencies as supplements to meet the local match requirements of the EPA. SEP monies will be used to pay for the cost of replacing older diesel buses with alternative fueled or clean diesel buses. The old buses will be permanently retired and only sold for scrap. The schools and transit agencies will also use the SEP monies to retrofit more buses to reduce emissions. Houston-Galveston AERCO will send the TCEQ verification in the form of paid invoices and other documentation to show that the retrofits were completed. Retrofit technologies include particulate matter traps, diesel particulate matter filters, NOx reduction catalyst technology in combination with diesel particulate filters, and other emission control technologies that are developed and approved by EPA or the California Air Resources Board.</p>					7,920.00	7,920.00	
AQ	37144	Mobil Chemical Company Inc.	08/31/2009	1.00:1	3,675.00	735.00	1,470.00	1,470.00	1,470.00
POLLUTION PREVENTION		<p>The Respondent shall contribute to the Third-Party Recipient pursuant to the agreement between the Third-Party Recipient and the TCEQ. Specifically, the Third-Party Recipient will contribute to Jefferson County for its Retrofit/Replacement of Heavy Equipment and Vehicles with Alternative Fueled Equipment and Vehicles. Specifically, the contribution will be used to purchase alternative fueled equipment such as propane or electric powered lawn mowers, propane powered light duty and heavy equipment, and alternative fueled vehicles and retire diesel and gasoline powered equipment and vehicles. Jefferson County will also convert current equipment and vehicles to alternative fueled equipment in order to lower emissions.</p> <p>All dollars contributed will be used solely for the direct cost of the project and no portion will be spent on administrative costs. The SEP will be done in accordance with all federal, state and local environmental laws and regulations.</p>					1,470.00	1,470.00	
AQ	36223	Exxon Mobil Corporation	07/09/2009	1.00:1	30,000.00	6,000.00	12,000.00	12,000.00	12,000.00

* There are Multiple Respondent Names associated to this Case No.

Appendix 10: List of SEP's & SEP Projects FY2009

Single Program

	POLLUTION PREVENTION	The Respondent will contribute to Houston-Galveston AERCO's Clean Cities/Clean Vehicles Program in Harris County. The contribution will be used in accordance with the Supplemental Environmental Project Agreement between the Houston-Galveston AERCO and the Texas Commission on Environmental Quality. SEP monies will be used to aid local school districts and area transit agencies in reaching local match requirements mandated by the Federal Highway Administration's ("FHWA") Congestion Mitigation/Air Quality funding program. SEP monies will be disbursed to school districts and transit agencies in need of funding assistance in the Houston-Galveston non-attainment area. Those SEP monies will be used exclusively by the school districts and transit agencies as supplements to meet the local match requirements of the EPA. SEP monies will be used to pay for the cost of replacing older diesel buses with alternative fueled or clean diesel buses. The old buses will be permanently retired and only sold for scrap. The schools and transit agencies will also use the SEP monies to retrofit more buses to reduce emissions. Houston-Galveston AERCO will send the TCEQ verification in the form of paid invoices and other documentation to show that the retrofits were completed. Retrofit technologies include particulate matter traps, diesel particulate matter filters, NOx reduction catalyst technology in combination with diesel particulate filters, and other emission control technologies that are developed and approved by EPA or the California Air Resources Board.					12,000.00	12,000.00	
AQ	35334	Seminole Pipeline Company	09/22/2008	1.00:1	10,500.00	2,100.00	4,200.00	4,200.00	4,200.00
	POLLUTION REDUCTION	The Respondent will contribute to Houston-Galveston AERCO's Clean Cities/Clean Vehicles Program in Fort Bend County. The contribution will be used in accordance with the Supplemental Environmental Project Agreement between the Houston-Galveston AERCO and the Texas Commission on Environmental Quality. SEP monies will be used to aid local school districts and area transit agencies in reaching local match requirements mandated by the Federal Highway Administration's ("FHWA") Congestion Mitigation/Air Quality funding program. SEP monies will be disbursed to school districts and transit agencies in need of funding assistance in the Houston-Galveston non-attainment area. Those SEP monies will be used exclusively by the school districts and transit agencies as supplements to meet the local match requirements of the EPA. SEP monies will be used to pay for the cost of replacing older diesel buses with alternative fueled or clean diesel buses. The old buses will be permanently retired and only sold for scrap. The schools and transit agencies will also use the SEP monies to retrofit more buses to reduce emissions. Houston-Galveston AERCO will send the TCEQ verification in the form of paid invoices and other documentation to show that the retrofits were completed. Retrofit technologies include particulate matter traps, diesel particulate matter filters, NOx reduction catalyst technology in combination with diesel particulate filters, and other emission control technologies that are developed and approved by EPA or the California Air Resources Board.					4,200.00	4,200.00	
AQ	37194	Chevron Phillips Chemical Company, LP	08/31/2009	1.00:1	9,700.00	1,940.00	3,880.00	3,880.00	3,880.00

* There are Multiple Respondent Names associated to this Case No.

Appendix 10: List of SEP's & SEP Projects FY2009

Single Program

	POLLUTION PREVENTION	The Respondent will contribute to Houston-Galveston AERCO's Clean Cities/Clean Vehicles Program in Brazoria County. The contribution will be used in accordance with the Supplemental Environmental Project Agreement between the Houston-Galveston AERCO and the Texas Commission on Environmental Quality. SEP monies will be used to aid local school districts and area transit agencies in reaching local match requirements mandated by the Federal Highway Administration's ("FHWA") Congestion Mitigation/Air Quality funding program. SEP monies will be disbursed to school districts and transit agencies in need of funding assistance in the Houston-Galveston non-attainment area. Those SEP monies will be used exclusively by the school districts and transit agencies as supplements to meet the local match requirements of the EPA. SEP monies will be used to pay for the cost of replacing older diesel buses with alternative fueled or clean diesel buses. The old buses will be permanently retired and only sold for scrap. The schools and transit agencies will also use the SEP monies to retrofit more buses to reduce emissions. Houston-Galveston AERCO will send the TCEQ verification in the form of paid invoices and other documentation to show that the retrofits were completed. Retrofit technologies include particulate matter traps, diesel particulate matter filters, NOx reduction catalyst technology in combination with diesel particulate filters, and other emission control technologies that are developed and approved by EPA or the California Air Resources Board.	3,880.00	3,880.00					
AQ	36282	ExxonMobil Oil Corporation	03/12/2009	1.00:1	8,100.00	1,620.00	3,240.00	3,240.00	3,240.00
	POLLUTION PREVENTION	The Respondent shall contribute to the Third-Party Recipient pursuant to the agreement between the Third-Party Recipient and the TCEQ. Specifically, the contribution will be used to aid local school districts, area transit agencies, and local governments in need of funding assistance to pay for the cost of the following activities to reduce emissions: 1) replacing older diesel buses with alternative fuelled or clean diesel buses; or 2) retrofitting older diesel buses with new, cleaner technology. The funds will be disbursed on a needs-rated basis, using non-attainment area status, condition of buses, and economic status of the recipient as possible rating factors if competition for the funds exists. To maximize funds, retrofitting will take priority over replacement of buses. Older buses deemed not suitable for retrofitting will be permanently retired and sold only for scrap. Acceptable retrofit technologies include particulate matter traps, diesel particulate matter filters, nitrogen oxides (NOx) reduction catalyst technology in combination with diesel particulate filters, and other emission control technologies that are developed and approved by the United States Environmental Protection Agency ("EPA") or the California Air Resources Board.	3,240.00	3,240.00					
ER	36575	City of Cedar Park	08/23/2009	1.00:1	10,000.00	0.00	0.00	10,000.00	10,000.00
	POLLUTION PREVENTION	The Respondent shall hold a collection event to collect, properly dispose, or recycle household non-hazardous materials such as used motor oil, batteries, and antifreeze. The Respondent shall offer a convenient drop off location at no cost to the public. The event will be advertised in a local newspaper to increase public awareness of and participation in the event.	10,000.00	10,000.00					
IHW	35397	Veolia ES Technical Solutions, L.L.C.	05/18/2009	1.00:1	6,090.00	0.00	3,045.00	3,045.00	3,045.00
	ENVIRONMENTAL RESTORATION	The project will use dredge spoil material to restore eight miles of shoreline within the Texas Point National Wildlife Refuge in Jefferson County, Sabine Pass, Texas. SEP monies will be used to assist with the installation of an estimated 2,000,000 cubic yards of dredge spoil material along Sabine- Neches Waterway.	3,045.00	3,045.00					

* There are Multiple Respondent Names associated to this Case No.

Appendix 10: List of SEP's & SEP Projects FY2009

Single Program

IHW	35015	BP Products North America Inc.	07/09/2009	1.00:1	650,000.00	0.00	325,000.00	325,000.00	325,000.00
		ENVIRONMENTAL RESTORATION	Respondent shall purchase a minimum of 125 acres of contiguous property in and around Texas City; perform a cleanup of contamination on the property; and preserve it in perpetuity as a park and nature preserve through a conservation easement.					325,000.00	325,000.00
IHW	29616	Veolia ES Technical Solutions, LLC	07/09/2009	1.00:1	15,554.00	0.00	7,777.00	7,777.00	7,777.00
		POLLUTION REDUCTION	SEP Funds will be used to conduct home energy audits, to make repairs and upgrades to older homes, and to cover the incremental cost of replacing older energy-inefficient appliances with more energy-efficient ones for low-income homeowners in the West Port Arthur area. This project is an pollution reduction project that will result in a reduction of air pollutants in the airshed.					7,777.00	7,777.00
IHW	35349	Chevron Phillips Chemical Company, LP	11/06/2008	1.00:1	36,974.00	7,394.00	14,790.00	14,790.00	14,790.00
		CLEAN UP	The Respondent shall contribute to the Third-Party Recipient pursuant to the agreement between the Third-Party Recipient and the TCEQ. Specifically, the contribution will be used to coordinate with city and/or county governmental officials regarding the clean up of sites where trash has been disposed of illegally. Eligible sites will be limited to those where a responsible party can not be identified and where there is no pre-existing obligation to clean up the site by the owner or the government. Additionally, reasonable efforts must have already been taken to prevent the dumping. SEP monies will be used to pay for the direct cost of collection and disposal of debris. All dollars contributed will be used solely for the direct cost of the project and no portion will be spent on administrative costs. The SEP will be done in accordance with all federal, state and local environmental laws and regulations.					14,790.00	14,790.00
MSW	36466	Angelina County	06/15/2009	1.00:1	13,000.00	2,600.00	0.00	10,400.00	10,400.00
		CLEAN UP	The Respondent shall contribute to the Third-Party Recipient pursuant to the agreement between the Third-Party Recipient and the TCEQ. Specifically, the contribution will be used to collect and properly dispose of illegally dumped waste. Eligible sites will be limited to areas where a responsible party cannot be identified and where there is no pre-existing obligation to clean up the site by the owner.					10,400.00	10,400.00
MSW	35183	City of Corpus Christi	11/17/2008	1.00:1	5,300.00	0.00	0.00	5,300.00	5,300.00
		CLEAN UP	The Respondent shall contribute to the Third-Party Recipient pursuant to the agreement between the Third-Party Recipient and the TCEQ. Specifically, the contribution will be used for the Colonial Waterbird Rookery Island Enhancement Project. Shamrock and Causeway Islands are important rookery island with heavy bird usage that are experiencing significant loss of wetland and rookery habitat due to dredging activities and erosion from waves and ships. SEP monies will be used to pay for the labor and material costs associated with preventing erosion in the unprotected areas of the islands and restoring parts of the islands that have suffered from erosion. The project will protect critical bird habitat and also enhance the wetlands.					5,300.00	5,300.00
MSW	35798	City of Kingsville	01/30/2009	1.00:1	12,540.00	2,508.00	0.00	10,032.00	10,032.00
		POLLUTION PREVENTION	The Respondent shall hold a cleanup event to remove and properly dispose of or recycle used tires throughout the city.					10,032.00	10,032.00
MSW	34390	Tyler County	11/17/2008	1.00:1	6,300.00	1,260.00	0.00	5,040.00	5,040.00

* There are Multiple Respondent Names associated to this Case No.

Appendix 10: List of SEP's & SEP Projects FY2009

Single Program

	POLLUTION PREVENTION	The Respondent shall contribute to the Third-Party Recipient pursuant to the agreement between the Third-Party Recipient and the TCEQ. Specifically, the contribution will be used to provide low income rural homeowners with assistance to enable the repair or replacement of their failing on-site wastewater systems. SEP monies will be used to pay for the labor and materials costs related to repairing or replacing the failing systems. The recipients will not be charged for the cost of replacing or repairing the failing systems.	5,040.00	5,040.00					
PST	37352	Paint Rock Independent School District	08/31/2009	1.00:1	4,900.00	980.00	0.00	3,920.00	3,920.00
	POLLUTION PREVENTION	The Respondent shall contribute the SEP Offset Amount to the Third-Party Recipient named above. The contribution will be to Texas PTA for the Clean School Bus Program in Concho County as set forth in an agreement between the Third-Party Recipient and the TCEQ. Specifically, the contribution will be used to reimburse local school districts for the cost of the following activities to reduce emissions: 1) replacing older diesel buses with alternative fuelled or clean diesel buses; or 2) retrofitting older diesel buses with new, cleaner technology. All dollars contributed will be used solely for the direct cost of the project and no portion will be spent on administrative costs. The SEP will be done in accordance with all federal, state and local environmental laws and regulations.	3,920.00	3,920.00					
PST	35858	WEHBE INVESTMENTS, INC.	02/22/2009	1.00:1	5,400.00	1,080.00	2,160.00	2,160.00	2,160.00
	CLEAN UP	The Respondent shall contribute to the Third-Party Recipient pursuant to the agreement between the Third-Party Recipient and the TCEQ. Specifically, the contribution will be used to coordinate with city and/or county governmental officials regarding the clean up of sites where trash has been disposed of illegally. Eligible sites will be limited to those where a responsible party can not be identified and where there is no pre-existing obligation to clean up the site by the owner or the government. Additionally, reasonable efforts must have already been taken to prevent the dumping. SEP monies will be used to pay for the direct cost of collection and disposal of debris. All dollars contributed will be used solely for the direct cost of the project and no portion will be spent on administrative costs	2,160.00	2,160.00					
PST	37119	Big Diamond, Inc.	07/09/2009	1.00:1	4,401.00	880.00	1,761.00	1,760.00	1,760.00
	ENVIRONMENTAL ENHANCEMENT	The Respondent will contribute to Audubon Society Rio Bosque Wetlands Park. The contribution will be used in accordance with the Supplemental Environmental Project Agreement between the Audubon Society and the Texas Commission on Environmental Quality. Specifically, the contribution will be used for wetland restoration of 372 acres. The project will involve planting native plants, habitat redefinition, and wetlands restoration.	1,760.00	1,760.00					
PST	25887	CITY OF EL PASO	03/23/2009	1.00:1	73,980.00	0.00	0.00	73,980.00	73,980.00
	CLEAN UP	The contribution will be to Keep Texas Beautiful for the Stop Trashing Texas project in El Paso County as set forth in an agreement between the Third-Party Recipient and the TCEQ. Specifically, SEP funds will pay for the labor and disposal costs associated with cleanup of unauthorized trash dumps by supplying project coordination, labor, supplies, and materials for clean up events statewide.	73,980.00	73,980.00					
PST	32844	West Texas Gas, Inc.	04/05/2009	1.00:1	30,000.00	0.00	15,000.00	15,000.00	15,000.00

* There are Multiple Respondent Names associated to this Case No.

Appendix 10: List of SEP's & SEP Projects FY2009

Single Program

	POLLUTION PREVENTION	The Respondent shall contribute to the San Angelo Friends of the Environment (S.A.F.E.) - Recycling Program for Electronics, Glass, Plastics. Specifically, the contribution will be used in accordance with the Supplemental Environmental Project Agreement between the San Angelo Friends of the Environment and the Texas Commission on Environmental Quality. SEP funds will be used for the direct cost of purchasing recycling equipment, for labor costs, and for other for disposal and recycling costs associated with this project. All dollars contributed will be used solely for the direct cost of the project, and no portion will be spent on administrative costs.	15,000.00	15,000.00					
PST	9562	D & P Management Services, L.L.C.	10/23/2008	1.00:1	27,000.00	0.00	13,500.00	13,500.00	13,500.00
	POLLUTION REDUCTION	The contribution will be used in accordance with the Supplemental Environmental Project Agreement between the Houston-Galveston AERCO and the Texas Commission on Environmental Quality. SEP monies will be used to aid local school districts and area transit agencies in reaching local match requirements mandated by the Federal Highway Administration's ("FHWA") Congestion Mitigation/Air Quality funding program. SEP monies will be disbursed to school districts and transit agencies in need of funding assistance in the Houston-Galveston non-attainment area. Those SEP monies will be used exclusively by the school districts and transit agencies as supplements to meet the local match requirements of the EPA. SEP monies will be used to pay for the cost of replacing older diesel buses with alternative fueled or clean diesel buses. The old buses will be permanently retired and only sold for scrap.	13,500.00	13,500.00					
PST	36969	City of Corpus Christi	06/01/2009	1.00:1	1,500.00	300.00	0.00	1,200.00	1,200.00
	CLEAN UP	The Respondent shall contribute the SEP Amount to the Third-Party Recipient pursuant to the agreement between the Third-Party Recipient and the TCEQ. Specifically, the contribution will be used to cleanup unauthorized dump sites, recycle materials when feasible, and properly dispose of all waste. Eligible sites will be limited to those where a responsible party cannot be found or is unable to clean the site and where reasonable efforts have been made to prevent the dumping. SEP monies will be used for the direct cost of collection and disposal of waste. No SEP monies will be spent on administrative costs.	1,200.00	1,200.00					
PWS	27420	City of Laredo	07/20/2009	1.00:1	48,747.00	0.00	0.00	48,747.00	48,747.00
	POLLUTION PREVENTION	The Respondent will contribute to the Third-Party Recipient pursuant to the agreement between the Third-Party Recipient and the TCEQ. Specifically, the Third-Party Recipient will provide low income homeowners with failing on-site wastewater treatment systems or no system at all, with technical and financial assistance to install, repair, or replace those water and wastewater sewage systems. To reduce costs, the Third-Party Recipient teams with low income homeowners to solve water and wastewater problems by working together to build water and wastewater infrastructures. SEP contributions are to be used for material and labor costs.	48,747.00	48,747.00					
PWS	34136	City Of Edgewood	06/01/2009	1.00:1	16,321.00	0.00	0.00	16,321.00	16,321.00
	CLEAN UP	Project will coordinate with city and/or county government for hte clean up of sites where trash and debris has been disposed of illegally. Eligible sites will be limited to those where a responsible party can not be identified, there is no preexisting obligation to clean up the site by the owner or the government, and reasonable efforts have already been taken to prevent the dumping. SEP funds shall be used for the direct cost of collection and disposal of the trash and debris.	16,321.00	16,321.00					

* There are Multiple Respondent Names associated to this Case No.

Appendix 10: List of SEP's & SEP Projects FY2009

Single Program

PWS	36321	City of Fort Worth	02/22/2009	1.00:1	8,400.00	0.00	0.00	8,400.00	8,400.00
	CLEAN UP	The Respondent shall contribute to the Third-Party Recipient pursuant to the agreement between the Third-Party Recipient and the TCEQ. Specifically, the contribution will be used to cleanup rivers, lakes, and shorelines, by supplying project coordination, labor, supplies, and materials for cleanup events and by providing assistance with disposal fees for proper disposal of wastes collected at events. To maximize the event, cleanups will use volunteers for labor. All dollars contributed will be used solely for the direct cost of the project and no portion will be spent on administrative costs. The SEP will be done in accordance with all federal, state and local environmental laws and regulations.						8,400.00	8,400.00
PWS	32369	City of Hubbard	10/06/2008	1.00:1	715.00	0.00	0.00	715.00	715.00
	POLLUTION REDUCTION	Project will repair or replace failing water systems or on-site wastewater systems for low-income homeowners. SEP funds will be used to pay for the labor and material costs related to repairing or replacing the failing systems. The recipients will not be charged for the cost of replacing or repairing the failing system.						715.00	715.00
PWS	27041	City of Del Rio	02/22/2009	1.00:1	2,448.00	0.00	0.00	2,448.00	2,448.00
	CLEAN UP	Respondent shall contribute the SEP Amount to the Third-Party Recipient pursuant to the agreement between the Third-Party Recipient and the TCEQ. Specifically, the contribution will be to the Texas Association of Resource Conservation and Development Areas, Inc. ("RC&D") for the Water or Wastewater Assistance project in Val Verde County. Specifically, SEP monies will pay for the labor and disposal costs associated with assistance to low-income residents with shallow, improperly designed, or contaminated drinking water wells or failing wastewater systems, or plugging of abandoned wells.						2,448.00	2,448.00
PWS	34039	Webb County	09/22/2008	1.00:1	5,980.00	0.00	0.00	5,980.00	5,980.00
	POLLUTION PREVENTION	The Respondent shall contribute to the Third-Party Recipient pursuant to the agreement between the Third-Party Recipient and the TCEQ. Specifically, the contribution will be used to provide low income rural homeowners with assistance to enable the repair or replacement of their failing on-site wastewater systems. SEP monies will be used to pay for the labor and materials costs related to repairing or replacing the failing systems. The recipients will not be charged for the cost of replacing or repairing the failing systems. The Respondent certifies that there is no prior commitment to do this project and that it is being performed solely in an effort to settle this enforcement action.						5,980.00	5,980.00
PWS	35259	Rincon Water Supply Corporation	11/06/2008	1.00:1	1,440.00	288.00	0.00	1,152.00	1,152.00
	ENVIRONMENTAL ENHANCEMENT	The Respondent shall contribute to the Third-Party Recipient pursuant to the agreement between the Third-Party Recipient and the TCEQ. The Coastal Bend Audubon Society owns the North Bay Sanctuary. It is a 75-acre, largely wooded tract containing a 5-acre pond. The site includes a 12-foot viewing tower that can accommodate 15 people on the upper platform. Specifically, the contribution will be used to maintain the existing roads in the sanctuary, control Prickly Pear Cacti in a 20-acre section of the sanctuary, and assist in the removal of invasive reeds and other plants from the eastern section of the pond.						1,152.00	1,152.00
PWS	37136	Maverick County	08/23/2009	1.00:1	2,652.00	0.00	0.00	2,652.00	2,652.00

* There are Multiple Respondent Names associated to this Case No.

Appendix 10: List of SEP's & SEP Projects FY2009

Single Program

	CLEAN UP		The Respondent shall contribute to the Third-Party Recipient pursuant to the agreement between the Third-Party Recipient and the TCEQ. Specifically, the contribution will be used to clean-up sites where tires have been disposed of illegally. Eligible sites will be limited to those where a responsible party cannot be found and where reasonable efforts have been made to prevent the dumping. SEP monies will be used to pay for the direct cost of collecting and disposing of tires. All dollars contributed will be used solely for the direct cost of the project and no portion will be spent on administrative costs. The SEP will be done in accordance with all federal, state and local environmental laws and regulations.					2,652.00	2,652.00
PWS	36685	Coke County Water Supply Corporation	04/05/2009	1.00:1	2,160.00	0.00	0.00	2,160.00	2,160.00
	POLLUTION PREVENTION		The Respondent shall contribute to the Third-Party Recipient pursuant to the agreement between the Third-Party Recipient and the TCEQ. Specifically, the contribution will be used to coordinate with city and/or county governmental officials regarding the clean up of sites where trash has been disposed of illegally. Eligible sites will be limited to those where a responsible party can not be identified and where there is no pre-existing obligation to clean up the site by the owner or the government. Additionally, reasonable efforts must have already been taken to prevent the dumping. SEP monies will be used to pay for the direct cost of collection and disposal of debris. All dollars contributed will be used solely for the direct cost of the project and no portion will be spent on administrative costs. The SEP will be done in accordance with all federal, state and local environmental laws and regulations.					2,160.00	2,160.00
PWS	35314	Faith West, Inc.	09/22/2008	1.00:1	1,920.00	384.00	0.00	1,536.00	1,536.00
	CLEAN UP		The Respondent will contribute to Gulf Coast Waste Disposal Authority ("GCWDA") for its River, Lakes, Bays 'N Bayous Trash Bash in Harris County. The contribution will be used in accordance with the Supplemental Environmental Project Agreement between the GCWDA and the Texas Commission on Environmental Quality. Specifically, the contribution will be used to pay for materials, supplies, disposal costs, and transportation costs directly associated with the cleanup of trash and pollutants from the Galveston Bay and the San Jacinto watershed.					1,536.00	1,536.00
PWS	35168	City of Kenedy	10/06/2008	1.00:1	3,665.00	733.00	0.00	2,932.00	2,932.00
	POLLUTION REDUCTION		The Respondent shall provide first-time sewer service for one low-income individual that is currently utilizing a septic system. The project shall include purchasing and installing sanitary sewer line and other materials as required, to perform the work as well as properly decommissioning the existing septic system at no cost to the homeowner.					2,932.00	2,932.00
PWS	35574	City of Newark	09/22/2008	1.00:1	1,130.00	226.00	0.00	904.00	904.00
	CLEAN UP		The Respondent shall contribute to the Third-Party Recipient pursuant to the agreement between the Third-Party Recipient and the TCEQ. Specifically, the contribution will be used to cleanup rivers, lakes, and shorelines, by supplying project coordination, labor, supplies, and materials for cleanup events and by providing assistance with disposal fees for proper disposal of wastes collected at events. To maximize the event, cleanups will use volunteers for labor. All dollars contributed will be used solely for the direct cost of the project and no portion will be spent on administrative costs. The SEP will be done in accordance with all federal, state and local environmental laws and regulations.					904.00	904.00
WQ	37103	Camp Olympia, Inc.	08/31/2009	1.00:1	5,640.00	0.00	0.00	5,640.00	5,640.00

* There are Multiple Respondent Names associated to this Case No.

Appendix 10: List of SEP's & SEP Projects FY2009

Single Program

	POLLUTION PREVENTION	The Respondent shall contribute to the Third-Party Recipient pursuant to the agreement between the Third-Party Recipient and the TCEQ. Specifically, the contribution will be used to provide low income rural homeowners with assistance to enable the repair or replacement of their failing on-site wastewater systems. SEP monies will be used to pay for the labor and materials costs related to repairing or replacing the failing systems. The recipients will not be charged for the cost of replacing or repairing the failing systems.	5,640.00	5,640.00					
WQ	33523	City of Port Arthur	03/12/2009	1.00:1	13,860.00	2,772.00	0.00	11,088.00	11,088.00
	POLLUTION REDUCTION	The Respondent shall provide first-time sewer service for one low-income household in Jefferson County. Respondent shall properly decommission (empty and remove or backfill) the existing septic tank at no cost to the homeowner. The project shall include purchasing and installing sewer system piping, clean-outs, and other materials required to complete the work and make it fully operational.	6,000.00	6,000.00					
	ENVIRONMENTAL RESTORATION	This project will help stabilize the shoreline by placing vinyl sheets of piling and erosion control blankets along a stretch of waterway along Pleasure Island. Continued erosion from wave action caused by passing ships is compromising the integrity of the shoreline along Pleasure Island. The embankment will be reclaimed and sloped to stabilize approximately 5 miles of shoreline.	5,088.00	5,088.00					
WQ	36603	City of Kerens	06/01/2009	1.00:1	16,725.00	0.00	0.00	16,725.00	16,725.00
	POLLUTION PREVENTION	The Respondent shall hold two one-day events for the collection, recycling, or proper disposal of tires, batteries, electronics, and lawn clippings. The Respondent shall offer a designated drop-off location where the public can drop off materials for disposal or recycling at no cost to the citizens. The events will be advertised in a local newspaper to increase public awareness of and participation in the events.	16,725.00	16,725.00					
WQ	35104	Carotex, Inc.	03/12/2009	1.00:1	9,800.00	1,960.00	3,920.00	3,920.00	3,920.00
	ENVIRONMENTAL RESTORATION	The Respondent shall contribute the SEP Amount to the Third-Party Recipient pursuant to the agreement between the Third-Party Recipient and the TCEQ. Specifically, the contribution will be used to stabilize the shoreline by placing vinyl sheets of piling and erosion control blankets along a stretch of waterway along Pleasure Island. Continued erosion from wave action caused by passing ships is compromising the integrity of the shoreline along Pleasure Island. The embankment will be reclaimed and sloped to stabilize approximately 5 miles of shoreline.	3,920.00	3,920.00					
WQ	35859	EAST CEDAR CREEK FWSD	11/17/2008	1.00:1	5,370.00	1,074.00	0.00	4,296.00	4,296.00
	POLLUTION PREVENTION	Specifically, Third-Party Recipient shall repair or replace failing water systems or on-site wastewater systems for low income homeowners. Third-Party Recipient shall use SEP Funds to pay for the labor and materials costs related to repairing or replacing the failing systems. The recipients will not be charged for the cost of replacing or repairing the failing systems. Third-Party recipient shall use a consistent and documented system for determining eligible participants.	4,296.00	4,296.00					
WQ	37034	City of Shepherd	06/15/2009	1.00:1	6,910.00	1,382.00	0.00	5,528.00	5,528.00
	POLLUTION PREVENTION	The Respondent shall contribute to the Third-Party Recipient pursuant to the agreement between the Third-Party Recipient and the TCEQ. Specifically, the contribution will be used to provide low income rural homeowners with assistance to enable the repair or replacement of their failing on-site wastewater systems. SEP monies will be used to pay for the labor and materials costs related to repairing or replacing the failing systems. The recipients will not be charged for the cost of replacing or repairing the failing systems.	5,528.00	5,528.00					

* There are Multiple Respondent Names associated to this Case No.

Appendix 10: List of SEP's & SEP Projects FY2009

Single Program

WQ	35829	City of Huntsville	12/04/2008	1.00:1	8,675.00	1,735.00	0.00	6,940.00	6,940.00
		POLLUTION PREVENTION	The Respondent shall contribute to the Third-Party Recipient pursuant to the agreement between the Third-Party Recipient and the TCEQ. Specifically, the Third-Party Recipient shall repair or replace failing water systems or on-site wastewater systems for low income homeowners. The Third-Party Recipient shall use SEP funds to pay for the labor and materials costs related to repairing or replacing the failing systems. The recipients will not be charged for the cost of replacing or repairing the failing systems. The Third-Party recipient shall use a consistent and documented system for determining eligible participants.				6,940.00	6,940.00	
WQ	36925	City of Sonora	07/09/2009	1.00:1	26,192.00	0.00	0.00	26,192.00	26,192.00
		POLLUTION PREVENTION	The Respondent shall contribute the SEP Amount to the Third-Party Recipient pursuant to the agreement between the Third-Party Recipient and the TCEQ. Specifically, the contribution will be used to provide local residents with a means of properly disposing household hazardous wastes such as paint, thinners, pesticides, oil and gas, corrosive cleaners, and fertilizers in one day collection events. SEP monies will be used to pay for the associated labor, materials, and disposal costs. Citizens will not be charged disposal fees. The project is administered in accordance with TCEQ guidance on household hazardous waste and in compliance with federal, state, and local environmental laws and regulations. All dollars contributed will be used solely for the direct cost of the project and no portion will be spent on administrative costs.				26,192.00	26,192.00	
WQ	36553	City of Bonham	07/09/2009	1.00:1	26,125.00	0.00	0.00	26,125.00	26,125.00
		POLLUTION REDUCTION	The Respondent shall provide first-time wastewater service to two low-income homes currently utilizing failing or inadequately designed septic systems. The SEP Offset Amount will be used to install an estimated 1,600 linear feet of sewer lines, to install an estimated four manholes, to connect the two residences to the central sewer line, and to properly decommission the existing septic systems. The Respondent and its agents shall perform this project in accordance with all federal, state and local environmental laws and regulations				26,125.00	26,125.00	
WQ	35990	Nash Trucking & Construction, Ltd.	12/04/2008	1.00:1	9,368.00	1,873.00	3,748.00	3,747.00	3,747.00
		CLEAN UP	The Respondent shall contribute to the Third-Party Recipient pursuant to the agreement between the Third-Party Recipient and the TCEQ. Specifically, the contribution will be used to coordinate with city and/or county governmental officials regarding the clean up of sites where trash has been disposed of illegally. Eligible sites will be limited to those where a responsible party can not be identified and where there is no pre-existing obligation to clean up the site by the owner or the government. Additionally, reasonable efforts must have already been taken to prevent the dumping. SEP monies will be used to pay for the direct cost of collection and disposal of debris. All dollars contributed will be used solely for the direct cost of the project and no portion will be spent on administrative costs. The SEP will be done in accordance with all federal, state and local environmental laws and regulations.				3,747.00	3,747.00	
WQ	35475	Gulf Coast Waste Disposal Authority	10/06/2008	1.00:1	7,810.00	1,562.00	0.00	6,248.00	6,248.00

* There are Multiple Respondent Names associated to this Case No.

Appendix 10: List of SEP's & SEP Projects FY2009

Single Program

	CLEAN UP		The Respondent will contribute to Galveston Bay Foundation "Marsh Mania" in Harris County. The contribution will be used in accordance with the Supplemental Environmental Project Agreement between the Galveston Bay Foundation and the Texas Commission on Environmental Quality. SEP monies will be used to restore shoreline elevations, growing plants for shoreline restoration, and planting new habitat. Historic subsidence and erosion have resulted in shoreline elevations which are too low to support vegetation. This project will seek to raise elevations by scraping and terracing. Scraping involves the use of earthmoving equipment to grade an eroded, bluff-like shoreline so that it slopes gradually towards the water resulting in the ability of plant growth. Terracing uses earthmoving equipment to create small levees by burrowing and stacking sediment in shallow water. The high elevation can then be planted with emergent vegetation. SEP monies will be used to pay for the direct costs of the implementation of the project, including material, equipment, and labor costs.				6,248.00	6,248.00	
WQ	35664	City of Bishop	11/06/2008	1.00:1	6,000.00	1,200.00	0.00	4,800.00	4,800.00
	CLEAN UP		The Respondent shall perform a cleanup of an unauthorized dumpsite on at least two properties in Nueces County and shall utilize recycling of recyclable materials where possible. Eligible sites will be those where a responsible party cannot be found or is unable to clean the site and where reasonable efforts have been made to prevent the dumping. The Respondent shall post signs or implement other measures in an effort to prevent future occurrences of illegal dumping. The Respondent shall use contract labor to perform the project or shall only receive credit for its employee labor to the extent that it is used on an overtime basis and can be documented. The Respondent will not receive credit for gratuities or inducements for volunteers. The Respondent shall use the SEP Offset Amount only for the direct cost of implementing the project and no portion shall be spent on administrative costs. The Respondent shall perform this project in accordance with all federal, state and local environmental laws and regulations.				4,800.00	4,800.00	
WQ	35355	Harris County	09/22/2008	1.00:1	6,490.00	1,298.00	0.00	5,192.00	5,192.00
	ENVIRONMENTAL ENHANCEMENT		The Respondent will contribute to Galveston Bay Foundation "Marsh Mania" in Harris County. The contribution will be used in accordance with the Supplemental Environmental Project Agreement between the Galveston Bay Foundation and the Texas Commission on Environmental Quality. SEP monies will be used to restore shoreline elevations, growing plants for shoreline restoration, and planting new habitat. Historic subsidence and erosion have resulted in shoreline elevations which are too low to support vegetation. This project will seek to raise elevations by scraping and terracing. Scraping involves the use of earthmoving equipment to grade an eroded, bluff-like shoreline so that it slopes gradually towards the water resulting in the ability of plant growth. Terracing uses earthmoving equipment to create small levees by burrowing and stacking sediment in shallow water. The high elevation can then be planted with emergent vegetation. SEP monies will be used to pay for the direct costs of the implementation of the project, including material, equipment, and labor costs.				5,192.00	5,192.00	
WQ	27015	City of Joaquin	10/23/2008	1.00:1	92,040.00	18,408.00	0.00	73,632.00	73,632.00

* There are Multiple Respondent Names associated to this Case No.

Appendix 10: List of SEP's & SEP Projects FY2009

Single Program

	POLLUTION PREVENTION	The Respondent shall contribute to the Third-Party Recipient pursuant to the agreement between the Third-Party Recipient and the TCEQ. Specifically, the Third-Party Recipient shall repair or replace failing water systems or on-site wastewater systems for low income homeowners. The Third-Party Recipient shall use SEP funds to pay for the labor and materials costs related to repairing or replacing the failing systems. The recipients will not be charged for the cost of replacing or repairing the failing systems. The Third-Party recipient shall use a consistent and documented system for determining eligible participants.	73,632.00	73,632.00					
WQ	37148	Martin Operating Partnership L. P.	07/20/2009	1.00:1	20,400.00	4,080.00	8,160.00	8,160.00	8,160.00
	ENVIRONMENTAL ENHANCEMENT	The Respondent shall contribute the SEP Amount to the Third-Party Recipient pursuant to the agreement between the Third-Party Recipient and the TCEQ. Specifically, the contribution will be used to stabilize the shoreline by placing vinyl sheets of piling and erosion control blankets along a stretch of waterway along Pleasure Island. Continued erosion from wave action caused by passing ships is compromising the integrity of the shoreline along Pleasure Island. The embankment will be reclaimed and sloped to stabilize approximately 5 miles of shoreline.	8,160.00	8,160.00					
WQ	21143	City of Haskell	10/23/2008	1.00:1	6,300.00	0.00	0.00	6,300.00	6,300.00
	POLLUTION REDUCTION	The Respondent shall contribute the SEP Amount to the Third-Party Recipient pursuant to the agreement between the Third-Party Recipient and the TCEQ. Specifically, SEP funds will be used by the Texas Association of Resource Conservation and Development Areas, Inc. ("RC&D") for the Wastewater Treatment Assistance program in Haskell County. In the alternative, if all SEP funds are not expended on the clean up of illegal trash dumps, the funds will be spent on the Abandoned Tire Site Clean-Up, Unauthorized Trash Dump Clean-Up, or other pre-approved SEP project in Haskell County.	6,300.00	6,300.00					
WQ	35596	City of Corpus Christi	10/23/2008	1.00:1	18,180.00	3,636.00	0.00	14,544.00	14,544.00
	ENVIRONMENTAL ENHANCEMENT	The Respondent shall contribute to the Third-Party Recipient pursuant to the agreement between the Third-Party Recipient and the TCEQ. Specifically, the contribution will be used for the Colonial Waterbird Rookery Island Enhancement Project. Shamrock and Causeway Islands are important rookery island with heavy bird usage that are experiencing significant loss of wetland and rookery habitat due to dredging activities and erosion from waves and ships. SEP monies will be used to pay for the labor and material costs associated with preventing erosion in the unprotected areas of the islands and restoring parts of the islands that have suffered from erosion. The project will protect critical bird habitat and also enhance the wetlands.	14,544.00	14,544.00					
WQ	37147	City of Sanger	07/20/2009	1.00:1	5,700.00	0.00	0.00	5,700.00	5,700.00

* There are Multiple Respondent Names associated to this Case No.

Appendix 10: List of SEP's & SEP Projects FY2009

Single Program

	POLLUTION PREVENTION	The Respondent shall contribute to the Third-Party Recipient pursuant to the agreement between the Third-Party Recipient and the TCEQ. Specifically, the contribution will be used to aid local school districts, area transit agencies, and local governments in need of funding assistance to pay for the cost of the following activities to reduce emissions: 1) replacing older diesel buses with alternative fuelled or clean diesel buses; or 2) retrofitting older diesel buses with new, cleaner technology. The funds will be disbursed on a needs-rated basis, using non-attainment area status, condition of buses, and economic status of the recipient as possible rating factors if competition for the funds exists. To maximize funds, retrofitting will take priority over replacement of buses. Older buses deemed not suitable for retrofitting will be permanently retired and sold only for scrap.	5,700.00	5,700.00					
WQ	36426	City of Kerrville	02/22/2009	1.00:1	12,300.00	2,460.00	0.00	9,840.00	9,840.00
	POLLUTION PREVENTION	The Respondent shall contribute to the Third-Party Recipient pursuant to the agreement between the Third-Party Recipient and the TCEQ. Specifically, the Third-Party Recipient shall repair or replace failing water systems or on-site wastewater systems for low income homeowners. The Third-Party Recipient shall use SEP funds to pay for the labor and materials costs related to repairing or replacing the failing systems. The recipients will not be charged for the cost of replacing or repairing the failing systems. The Third-Party recipient shall use a consistent and documented system for determining eligible participants.	9,840.00	9,840.00					
WQ	35939	TIN Inc.	02/08/2009	1.00:1	28,860.00	5,772.00	11,544.00	11,544.00	11,544.00
	ENVIRONMENTAL RESTORATION	The Respondent shall contribute the SEP Offset Amount to the Third-Party Recipient named above. The contribution will be to Ducks Unlimited, Inc. for Reforestation and Enhancement of Tony Houseman State Park & Wildlife Management Area at Blue Elbow Swamp as set forth in an agreement between the Third-Party Recipient and the TCEQ. SEP funds will be used for the restoration and enhancement of the forested wetlands at the park. SEP monies will be used to pay for the cost of trees, labor, and for the equipment needed to plant tree and remove undesired exotic species. All dollars contributed will be used solely for the direct cost of the project and no portion will be spent on administrative costs. The SEP will be done in accordance with all federal, state and local environmental laws and regulations.	11,544.00	11,544.00					
WQ	35765	Texas Petrochemicals LP	11/06/2008	1.00:1	17,213.00	3,442.00	6,886.00	6,885.00	6,885.00
	POLLUTION PREVENTION	The Respondent shall contribute to the Third-Party Recipient pursuant to the agreement between the Third-Party Recipient and the TCEQ. Specifically, Third-Party Recipient shall repair or replace failing water systems or on-site wastewater systems for low income homeowners. Third-Party Recipient shall use SEP Funds to pay for the labor and materials costs related to repairing or replacing the failing systems. The recipients will not be charged for the cost of replacing or repairing the failing systems. Third-Party recipient shall use a consistent and documented system for determining eligible participants.	6,885.00	6,885.00					
WQ	36673	City of Groesbeck	03/23/2009	1.00:1	2,580.00	516.00	0.00	2,064.00	2,064.00

* There are Multiple Respondent Names associated to this Case No.

Appendix 10: List of SEP's & SEP Projects FY2009

Single Program

	POLLUTION PREVENTION	The Respondent shall contribute to the Third-Party Recipient pursuant to the agreement between the Third-Party Recipient and the TCEQ. Specifically, the contribution will be used to clean-up sites where tires have been disposed of illegally. Eligible sites will be limited to those where a responsible party cannot be found and where reasonable efforts have been made to prevent the dumping. SEP monies will be used to pay for the direct cost of collecting and disposing of tires. All dollars contributed will be used solely for the direct cost of the project and no portion will be spent on administrative costs. The SEP will be done in accordance with all federal, state and local environmental laws and regulations.	2,064.00	2,064.00					
WQ	35719	City of Weatherford	11/06/2008	1.00:1	3,050.00	610.00	0.00	2,440.00	2,440.00
	CLEAN UP	The Respondent shall contribute to the Third-Party Recipient pursuant to the agreement between the Third-Party Recipient and the TCEQ. Specifically, the contribution will be used to cleanup rivers, lakes, and shorelines, by supplying project coordination, labor, supplies, and materials for cleanup events and by providing assistance with disposal fees for proper disposal of wastes collected at events. To maximize the event, cleanups will use volunteers for labor. All dollars contributed will be used solely for the direct cost of the project and no portion will be spent on administrative costs. The SEP will be done in accordance with all federal, state and local environmental laws and regulations.	2,440.00	2,440.00					
WQ	35694	City of Maud	09/22/2008	1.00:1	9,400.00	1,880.00	0.00	7,520.00	7,520.00
	CLEAN UP	The Respondent shall contribute to the Third-Party Recipient pursuant to the agreement between the Third-Party Recipient and the TCEQ. Specifically, the contribution will be used to coordinate with city and/or county governmental officials regarding the clean up of sites where trash has been disposed of illegally. Eligible sites will be limited to those where a responsible party can not be identified and where there is no pre-existing obligation to clean up the site by the owner or the government. Additionally, reasonable efforts must have already been taken to prevent the dumping. SEP monies will be used to pay for the direct cost of collection and disposal of debris. All dollars contributed will be used solely for the direct cost of the project and no portion will be spent on administrative costs. The SEP will be done in accordance with all federal, state and local environmental laws and regulations.	7,520.00	7,520.00					
WQ	36729	City of Madisonville	05/03/2009	1.00:1	6,500.00	1,300.00	0.00	5,200.00	5,200.00
	POLLUTION PREVENTION	The Respondent shall contribute to the Third-Party Recipient pursuant to the agreement between the Third-Party Recipient and the TCEQ. Specifically, the Third-Party Recipient shall repair or replace failing water systems or on-site wastewater systems for low income homeowners. The Third-Party Recipient shall use SEP funds to pay for the labor and materials costs related to repairing or replacing the failing systems. The recipients will not be charged for the cost of replacing or repairing the failing systems. The Third-Party recipient shall use a consistent and documented system for determining eligible participants.	5,200.00	5,200.00					
WQ	36401	Timber Lane Utility District	04/05/2009	1.00:1	10,250.00	2,050.00	0.00	8,200.00	8,200.00
	CLEAN UP	The Respondent will contribute to Gulf Coast Waste Disposal Authority ("GCWDA") for its River, Lakes, Bays 'N Bayous Trash Bash in Harris County. The contribution will be used in accordance with the Supplemental Environmental Project Agreement between the GCWDA and TCEQ. Specifically, the contribution will be used to pay for materials, supplies, disposal costs, and transportation costs directly associated with the cleanup of trash and pollutants from the Galveston Bay and the San Jacinto watershed.	8,200.00	8,200.00					
WQ	35720	City of Groesbeck	12/04/2008	1.00:1	6,800.00	1,360.00	0.00	5,440.00	5,440.00

* There are Multiple Respondent Names associated to this Case No.

Appendix 10: List of SEP's & SEP Projects FY2009

Single Program

	CLEAN UP	Specifically, the contribution will be used to clean-up sites where tires have been disposed of illegally. Eligible sites will be limited to those where a responsible party cannot be found and where reasonable efforts have been made to prevent the dumping. SEP monies will be used to pay for the direct cost of collecting and disposing of tires. All dollars contributed will be used solely for the direct cost of the project and no portion will be spent on administrative costs. The SEP will be done in accordance with all federal, state and local environmental laws and regulations.	5,440.00	5,440.00					
WQ	36405	City of Eustace	06/15/2009	1.00:1	12,360.00	2,472.00	0.00	9,888.00	9,888.00
	POLLUTION REDUCTION	The Respondent shall provide first-time central sewer service to three low-income residences that are currently utilizing failing or inadequately designed septic systems. SEP monies will be used to pay for a private contractor to install low-pressure systems to each of the residences, to connect the residences to central sewer, and to properly decommission the existing septic tanks and drain field systems.	9,888.00	9,888.00					
WQ	36621	Red River Redevelopment Authority	04/20/2009	1.00:1	12,850.00	2,570.00	0.00	10,280.00	10,280.00
	CLEAN UP	The Respondent shall contribute to the Third-Party Recipient pursuant to the agreement between the Third-Party Recipient and the TCEQ. Specifically, the contribution will be used to coordinate with city and/or county governmental officials regarding the clean up of sites where trash has been disposed of illegally. Eligible sites will be limited to those where a responsible party can not be identified and where there is no pre-existing obligation to clean up the site by the owner or the government. Additionally, reasonable efforts must have already been taken to prevent the dumping. SEP monies will be used to pay for the direct cost of collection and disposal of debris. All dollars contributed will be used solely for the direct cost of the project and no portion will be spent on administrative costs. The SEP will be done in accordance with all federal, state and local environmental laws and regulations.	10,280.00	10,280.00					
WQ	35642	City of Walnut Springs	12/04/2008	1.00:1	1,250.00	250.00	0.00	1,000.00	1,000.00
	CLEAN UP	The Respondent shall contribute to the Third-Party Recipient pursuant to the agreement between the Third-Party Recipient and the TCEQ. Specifically, the contribution will be used to coordinate with city and/or county governmental officials regarding the clean up of sites where trash has been disposed of illegally. Eligible sites will be limited to those where a responsible party can not be identified and where there is no pre-existing obligation to clean up the site by the owner or the government. Additionally, reasonable efforts must have already been taken to prevent the dumping. SEP monies will be used to pay for the direct cost of collection and disposal of debris. All dollars contributed will be used solely for the direct cost of the project and no portion will be spent on administrative costs. The SEP will be done in accordance with all federal, state and local environmental laws and regulations.	1,000.00	1,000.00					
WQ	36798	City of Groveton	08/31/2009	1.00:1	31,531.00	0.00	0.00	31,531.00	31,531.00
	POLLUTION REDUCTION	The Respondent shall repair or replace failing or inadequately designed private sewer lines, access units, and clean-outs for low-income residents. The Respondent anticipates repair or replacement of private sewer lines at approximately 10 homes in Trinity County. SEP monies will be used to pay contractor costs to perform the project. The Respondent and its agents shall perform this project in accordance with all federal, state and local environmental laws and regulations	31,531.00	31,531.00					

* There are Multiple Respondent Names associated to this Case No.

Appendix 10: List of SEP's & SEP Projects FY2009

Single Program

WQ	34449	City of Plano	11/06/2008	1.00:1	11,250.00	0.00	0.00	11,250.00	11,250.00
		POLLUTION PREVENTION	The Respondent shall contribute to the Third-Party Recipient pursuant to the agreement between the Third-Party Recipient and the TCEQ. Specifically, the contribution will be used to provide low income rural homeowners with assistance to enable the repair or replacement of their failing on-site wastewater systems. SEP monies will be used to pay for the labor and materials costs related to repairing or replacing the failing systems. The recipients will not be charged for the cost of replacing or repairing the failing systems.					11,250.00	11,250.00
WQ	36056	Central Texas Water Supply Corporation	02/08/2009	1.00:1	4,250.00	0.00	0.00	4,250.00	4,250.00
		POLLUTION PREVENTION	The Respondent shall contribute the SEP Offset Amount to the Third-Party Recipient named above. The contribution will be to Texas State University for the Continuous Water Quality Monitoring Network in Bell County as set forth in an agreement between the Third-Party Recipient and the TCEQ. Specifically, SEP monies will be used by the Recipient to install and/or support a continuous monitoring station that will collect water quality data every fifteen (15) minutes and report data to the TCEQ LEADS system every hour using cellular telemetry. The following water quality parameters will be measured: dissolved oxygen, temperature, specific conductance, pH, turbidity, and water level.					4,250.00	4,250.00
WQ	35436	City of Humble	12/20/2008	1.00:1	6,500.00	1,300.00	0.00	5,200.00	5,200.00
		CLEAN UP	The Respondent will contribute to Gulf Coast Waste Disposal Authority ("GCWDA") for its River, Lakes, Bays 'N Bayous Trash Bash in Harris County. The contribution will be used in accordance with the Supplemental Environmental Project Agreement between the GCWDA and the Texas Commission on Environmental Quality. Specifically, the contribution will be used to pay for materials, supplies, disposal costs, and transportation costs directly associated with the cleanup of trash and pollutants from the Galveston Bay and the San Jacinto watershed.					5,200.00	5,200.00
WQ	34721	Village of Wimberly *	11/17/2008	1.00:1	8,000.00	1,600.00	0.00	6,400.00	6,400.00
		CLEAN UP	The Respondents shall contribute to the Third-Party Recipient pursuant to the agreement between the Third-Party Recipient and the TCEQ. Specifically, the contribution will be used to clean-up sites where tires have been disposed of illegally. Eligible sites will be limited to those where a responsible party cannot be found and where reasonable efforts have been made to prevent the dumping. SEP monies will be used to pay for the direct cost of collecting and disposing of tires. All dollars contributed will be used solely for the direct cost of the project and no portion will be spent on administrative costs. The SEP will be done in accordance with all federal, state and local environmental laws and regulations.					6,400.00	6,400.00
WQ	36021	City of Crowell	04/05/2009	1.00:1	12,600.00	2,520.00	0.00	10,080.00	10,080.00
		CLEAN UP	The Respondent shall contribute to the Third-Party Recipient pursuant to the agreement between the Third-Party Recipient and the TCEQ. Specifically, the contribution will be used to coordinate with city and/or county governmental officials regarding the clean up of sites where trash has been disposed of illegally. Eligible sites will be limited to those where a responsible party can not be identified and where there is no pre-existing obligation to clean up the site by the owner or the government. Additionally, reasonable efforts must have already been taken to prevent the dumping. SEP monies will be used to pay for the direct cost of collection and disposal of debris. All dollars contributed will be used solely for the direct cost of the project and no portion will be spent on administrative costs. The SEP will be done in accordance with all federal, state and local environmental laws and regulations.					10,080.00	10,080.00

* There are Multiple Respondent Names associated to this Case No.

Appendix 10: List of SEP's & SEP Projects FY2009

Single Program

WQ	36891	City of Houston	06/01/2009	1.00:1	7,800.00	1,560.00	0.00	6,240.00	6,240.00
		ENVIRONMENTAL ENHANCEMENT	The Respondent shall contribute to the Third-Party Recipient pursuant to the agreement between the Third-Party Recipient and the TCEQ. Specifically, the contribution will be used to pay for the labor and materials costs associated with conducting prescribed burns, removing non-native trees, and for planting native trees and plants.					6,240.00	6,240.00
WQ	37036	City of Emory	05/18/2009	1.00:1	5,250.00	1,050.00	0.00	4,200.00	4,200.00
		POLLUTION PREVENTION	The Respondent shall contribute to the Third-Party Recipient pursuant to the agreement between the Third-Party Recipient and the TCEQ. Specifically, the Third-Party Recipient shall repair or replace failing water systems or on-site wastewater systems for low income homeowners. The Third-Party Recipient shall use SEP funds to pay for the labor and materials costs related to repairing or replacing the failing systems. The recipients will not be charged for the cost of replacing or repairing the failing systems. The Third-Party recipient shall use a consistent and documented system for determining eligible participants.					4,200.00	4,200.00
WQ	36766	Texas Department of Transportation	03/23/2009	1.00:1	6,380.00	1,276.00	0.00	5,104.00	5,104.00
		POLLUTION PREVENTION	The Respondent shall contribute to the Third-Party Recipient pursuant to the agreement between the Third-Party Recipient and the TCEQ. Specifically, the Third-Party Recipient shall repair or replace failing water systems or on-site wastewater systems for low income homeowners. The Third-Party Recipient shall use SEP funds to pay for the labor and materials costs related to repairing or replacing the failing systems. The recipients will not be charged for the cost of replacing or repairing the failing systems. The Third-Party recipient shall use a consistent and documented system for determining eligible participants.					5,104.00	5,104.00
WQ	35775	City of Burkburnett	12/04/2008	1.00:1	23,800.00	0.00	0.00	23,800.00	23,800.00
		CLEAN UP	The Respondent shall contribute the SEP Amount to the Third-Party Recipient pursuant to the agreement between the Third-Party Recipient and the TCEQ. Specifically, the contribution will be used to provide local residents with a means of properly disposing household hazardous wastes such as paint, thinners, pesticides, oil and gas, corrosive cleaners, and fertilizers in one day collection events. SEP monies will be used to pay for the associated labor, materials, and disposal costs. Citizens will not be charged disposal fees. The project is administered in accordance with TCEQ guidance on household hazardous waste and in compliance with federal, state, and local environmental laws and regulations. All dollars contributed will be used solely for the direct cost of the project and no portion will be spent on administrative costs.					23,800.00	23,800.00
WQ	36415	City of Gatesville	03/23/2009	1.00:1	23,000.00	0.00	0.00	23,000.00	23,000.00
		POLLUTION PREVENTION	The Respondent shall contribute to the Third-Party Recipient pursuant to the agreement between the Third-Party Recipient and the TCEQ. Specifically, the Third-Party Recipient shall repair or replace failing water systems or on-site wastewater systems for low income homeowners. The Third-Party Recipient shall use SEP funds to pay for the labor and materials costs related to repairing or replacing the failing systems. The recipients will not be charged for the cost of replacing or repairing the failing systems. The Third-Party recipient shall use a consistent and documented system for determining eligible participants.					23,000.00	23,000.00
WQ	36751	Town of Flower Mound	08/23/2009	1.00:1	19,100.00	3,820.00	0.00	15,280.00	15,280.00

* There are Multiple Respondent Names associated to this Case No.

Appendix 10: List of SEP's & SEP Projects FY2009

Single Program

	POLLUTION REDUCTION	Respondent shall perform an erosion control project in a creek to reduce siltation in a tributary of the Trinity River in Denton County. This project will consist of the installation of approximately 60 linear feet of slope protection to eliminate ongoing erosion of the creek bank adjacent to 1201 Savannah Court in Flower Mound, Texas. Slope stabilization will be addressed by the installation of R-Rap Walls (also referred to as a Bag Wall installation). The R-Rap wall installation will begin above the sanitary creek crossing and will extend south for approximately 20 feet on the east side of the creek and 40' feet on the west side of the creek.	15,280.00	15,280.00					
WQ	35613	Harris County Fresh Water Supply District 1A	11/06/2008	1.00:1	3,150.00	630.00	0.00	2,520.00	2,520.00
	ENVIRONMENTAL RESTORATION	The Respondent shall contribute to the Third-Party Recipient pursuant to the agreement between the Third-Party Recipient and the TCEQ. Specifically, the contribution will be used to pay for the labor and materials costs associated with conducting prescribed burns, removing non-native trees, and for planting native trees and plants.						2,520.00	2,520.00
WQ	34866	City of Laredo	06/01/2009	1.00:1	12,933.00	0.00	0.00	12,933.00	12,933.00
	POLLUTION REDUCTION	Project will repair or replace failing water systems or on-site wastewater systems for low-income homeowners. SEP funds will be used to pay for the labor and material costs related to repairing or replacing the failing systems. The recipients will not be charged for the cost of replacing or repairing the failing system. Benefit: Protect water sources for drinking, recreation and wildlife from contamination from the failing treatment systems; protect public health from contaminated drinking water supplies.						12,933.00	12,933.00
WQ	36795	WESTERN RIM INVESTMENT ADVISORS INC	06/15/2009	1.00:1	19,758.00	3,951.00	7,904.00	7,903.00	7,903.00
	ENVIRONMENTAL ENHANCEMENT	The Respondent will contribute to Tyler Audubon Society Habitat Improvement for its habitat improvement on Langley Island on Lake Tyler. The contribution will be used in accordance with the Supplemental Environmental Project Agreement between the Audubon Society and the Texas Commission on Environmental Quality. Specifically, the contribution will be used for transportation via boat to the island, for purchase of hand tools for clearing undergrowth and unwanted trees, and for needed signs to mark trails and post rules for island usage.						7,903.00	7,903.00
WQ	34321	D & M Water Supply Corporation	08/23/2009	1.00:1	28,980.00	0.00	0.00	28,980.00	28,980.00
	POLLUTION REDUCTION	Project will repair or replace failing water systems or on-site wastewater systems for low-income homeowners. SEP funds will be used to pay for the labor and material costs related to repairing or replacing the failing systems. The recipients will not be charged for the cost of replacing or repairing the failing system.						28,980.00	28,980.00
WQ	17870	City of Springtown	10/23/2008	1.00:1	6,420.00	0.00	0.00	6,420.00	6,420.00
	POLLUTION REDUCTION	The Respondent shall, through a licensed professional installer, construct a compressed natural gas ("CNG") fueling station and convert at least two of its existing fleet of diesel and regular gasoline powered vehicles to natural gas fueled vehicles. The Respondent shall use SEP funds to pay for the direct cost of the CNG fueling station installation and the cost of conversion of the vehicles and will not use SEP funds for administrative costs or for purchasing fuel. The Respondent shall continue the operation of the CNG fueling station and the use of CNG fuel in its converted vehicles for a minimum of three years following the effective date of this Agreed Order. The Respondent shall perform this project in accordance with all federal, state and local environmental laws and regulations.						6,420.00	6,420.00

* There are Multiple Respondent Names associated to this Case No.

Appendix 10: List of SEP's & SEP Projects FY2009

Single Program

WQ	36030	City of Mount Pleasant	01/30/2009	1.00:1	9,500.00	1,900.00	0.00	7,600.00	7,600.00
		POLLUTION PREVENTION	The Respondent shall contribute to the Third-Party Recipient pursuant to the agreement between the Third-Party Recipient and the TCEQ. Specifically, the Third-Party Recipient shall repair or replace failing water systems or on-site wastewater systems for low income homeowners. The Third-Party Recipient shall use SEP funds to pay for the labor and materials costs related to repairing or replacing the failing systems. The recipients will not be charged for the cost of replacing or repairing the failing systems. The Third-Party recipient shall use a consistent and documented system for determining eligible participants.					7,600.00	7,600.00
WQ	35101	North Texas Municipal Water District	09/22/2008	1.00:1	58,475.00	11,695.00	0.00	46,780.00	46,780.00
		CLEAN UP	The Respondent shall contribute to the Third-Party Recipient pursuant to the agreement between the Third-Party Recipient and the TCEQ. Specifically, the contribution will be used to cleanup rivers, lakes, and shorelines, by supplying project coordination, labor, supplies, and materials for cleanup events and by providing assistance with disposal fees for proper disposal of wastes collected at events. To maximize the event, cleanups will use volunteers for labor. All dollars contributed will be used solely for the direct cost of the project and no portion will be spent on administrative costs. The SEP will be done in accordance with all federal, state and local environmental laws and regulations.					46,780.00	46,780.00
WQ	36694	City of San Antonio	04/20/2009	1.00:1	2,250.00	450.00	0.00	1,800.00	1,800.00
		ENVIRONMENTAL RESTORATION	The Respondent shall contribute the SEP Amount to the Third-Party Recipient pursuant to the agreement between the Third-Party Recipient and the TCEQ. Specifically, the contribution will be used to restore the 600-acre upland habitat at the Mitchell Lake Audubon Center and Sanctuary by removing non-native, exotic plant species and re-establishing native grasses, forbs, and woody vegetation. The re-introduction of the native vegetation throughout the uplands will provide maximum benefit for the wildlife of Mitchell Lake.					1,800.00	1,800.00
WQ	36151	Metroplex Quarry's Inc.	02/22/2009	1.00:1	14,311.00	2,862.00	5,725.00	5,724.00	5,724.00
		CLEAN UP	The Respondent shall contribute to the Third-Party Recipient pursuant to the agreement between the Third-Party Recipient and the TCEQ. Specifically, the contribution will be used to coordinate with city and/or county governmental officials regarding the clean up of sites where trash has been disposed of illegally. Eligible sites will be limited to those where a responsible party can not be identified and where there is no pre-existing obligation to clean up the site by the owner or the government. Additionally, reasonable efforts must have already been taken to prevent the dumping. SEP monies will be used to pay for the direct cost of collection and disposal of debris. All dollars contributed will be used solely for the direct cost of the project and no portion will be spent on administrative costs. The SEP will be done in accordance with all federal, state and local environmental laws and regulations.					5,724.00	5,724.00
WQ	37002	City of Cotulla	07/20/2009	1.00:1	25,166.00	5,033.00	0.00	20,133.00	20,133.00

* There are Multiple Respondent Names associated to this Case No.

Appendix 10: List of SEP's & SEP Projects FY2009

Single Program

	CLEAN UP	The Respondent shall contribute to the Third-Party Recipient pursuant to the agreement between the Third-Party Recipient and the TCEQ. Specifically, the contribution will be used to coordinate with city and/or county governmental officials regarding the clean up of sites where trash has been disposed of illegally. Eligible sites will be limited to those where a responsible party can not be identified and where there is no pre-existing obligation to clean up the site by the owner or the government. Additionally, reasonable efforts must have already been taken to prevent the dumping. SEP monies will be used to pay for the direct cost of collection and disposal of debris. All dollars contributed will be used solely for the direct cost of the project and no portion will be spent on administrative costs. The SEP will be done in accordance with all federal, state and local environmental laws and regulations.	20,133.00	20,133.00					
WQ	36926	City of Fort Worth	05/18/2009	1.00:1	3,750.00	0.00	0.00	3,750.00	3,750.00
	CLEAN UP	The Respondent shall contribute to the Third-Party Recipient pursuant to the agreement between the Third-Party Recipient and the TCEQ. Specifically, the contribution will be used to cleanup rivers, lakes, and shorelines, by supplying project coordination, labor, supplies, and materials for cleanup events and by providing assistance with disposal fees for proper disposal of wastes collected at events. To maximize the event, cleanups will use volunteers for labor. All dollars contributed will be used solely for the direct cost of the project and no portion will be spent on administrative costs. The SEP will be done in accordance with all federal, state and local environmental laws and regulations.	3,750.00	3,750.00					
WQ	35563	Oxbow Carbon & Minerals LLC	09/22/2008	1.00:1	4,030.00	806.00	1,612.00	1,612.00	1,612.00
	CLEAN UP	The Respondent will contribute to Gulf Coast Waste Disposal Authority ("GCWDA") for its River, Lakes, Bays 'N Bayous Trash Bash in Galveston County. The contribution will be used in accordance with the Supplemental Environmental Project Agreement between the GCWDA and the Texas Commission on Environmental Quality. Specifically, the contribution will be used to pay for materials, supplies, disposal costs, and transportation costs directly associated with the cleanup of trash and pollutants from the Galveston Bay and the San Jacinto watershed.	1,612.00	1,612.00					
WQ	36812	Aqua Water Supply Corporation	05/18/2009	1.00:1	5,800.00	1,160.00	0.00	4,640.00	4,640.00
	CLEAN UP	The Respondent will contribute to Lower Colorado River Authority ("LCRA") Household Hazardous Waste and Reusable Materials Collection. The contribution will be used in accordance with the Supplemental Environmental Project Agreement between the Lower Colorado River Authority and the Texas Commission on Environmental Quality. SEP monies will be used to sponsor household hazardous waste collection events, battery collection events, used oil collection events, paint collection events, and tire collection events in conjunction with local city and county governments through the LCRA Statutory District. These collection events provide citizens with a safe and convenient opportunity to properly dispose of household hazardous wastes such as: paint, tires, pesticides, motor oil, oil filters, antifreeze, batteries, and household cleaners. Citizens will be encouraged to reuse unused portions of properly labeled and handled chemical products (i.e. fertilizers, paints, and some pesticides/herbicides) through the reusable materials exchange. SEP monies will be used by LCRA to supplement scheduled events, and to add additional collection events. The LCRA has not previously budgeted for these supplemental, additional, or special collection events and will not budget for them.	4,640.00	4,640.00					
WQ	35792	Shell Chemical LP *	12/04/2008	1.00:1	4,830.00	966.00	1,932.00	1,932.00	1,932.00

* There are Multiple Respondent Names associated to this Case No.

Appendix 10: List of SEP's & SEP Projects FY2009

Single Program

	CLEAN UP	The Respondents will contribute to Gulf Coast Waste Disposal Authority ("GCWDA") for its River, Lakes, Bays 'N Bayous Trash Bash in Harris County. The contribution will be used in accordance with the Supplemental Environmental Project Agreement between the GCWDA and the Texas Commission on Environmental Quality. Specifically, the contribution will be used to pay for materials, supplies, disposal costs, and transportation costs directly associated with the cleanup of trash and pollutants from the Galveston Bay and the San Jacinto watershed.	1,932.00	1,932.00					
WQ	37175	City of Pearland	07/20/2009	1.00:1	16,950.00	3,390.00	0.00	13,560.00	13,560.00
	POLLUTION PREVENTION	The Respondent will contribute to Brazoria County to provide assistance to low income homeowners to repair or replace failing or inadequately designed On-Site Sewage Facilities ("OSSFs") within the county. Many of the OSSFs currently in operation in Brazoria County are substandard and result in the release of sewage in residential areas, public rights-of-way, and waterways. Brazoria County shall not charge homeowners for any portion of the cost of the project paid for by SEP funds.	13,560.00	13,560.00					
WQ	35637	Apple Springs Independent School District	09/22/2008	1.00:1	4,500.00	900.00	0.00	3,600.00	3,600.00
	CLEAN UP	The Respondent shall contribute to the Third-Party Recipient pursuant to the agreement between the Third-Party Recipient and the TCEQ. Specifically, the contribution will be used to collect and properly dispose of illegally dumped waste. Eligible sites will be limited to areas where a responsible party cannot be identified and where there is no pre-existing obligation to clean up the site by the owner.	3,600.00	3,600.00					
WQ	36245	Harris County Municipal Utility District 24	03/23/2009	1.00:1	25,270.00	5,054.00	0.00	20,216.00	20,216.00
	POLLUTION PREVENTION	The Respondent will contribute to Gulf Coast Waste Disposal Authority ("GCWDA") for its River, Lakes, Bays 'N Bayous Trash Bash in Harris County. The contribution will be used in accordance with the Supplemental Environmental Project Agreement between the GCWDA and TCEQ. Specifically, the contribution will be used to pay for materials, supplies, disposal costs, and transportation costs directly associated with the cleanup of trash and pollutants from the Galveston Bay and the San Jacinto watershed.	20,216.00	20,216.00					
WQ	34408	City of Rosebud	04/20/2009	1.00:1	3,825.00	765.00	0.00	3,060.00	3,060.00
	POLLUTION REDUCTION	Project 1 - Erosion Control The Respondent shall perform an erosion control project at three locations in Falls County. The Respondent shall regrade the slopes of the creek or waterway banks and plant vegetation or other approved non-eroding materials to prevent further erosion and siltation, as well as to reduce the likelihood of downstream flooding. The erosion currently is causing turbidity and sedimentation. The Respondent shall utilize city employees to perform regrading, seeding, and/or installation of materials, and shall encourage the growth of the vegetation.	1,530.00	1,530.00					
	POLLUTION REDUCTION	Project 2 - Wastewater Assistance The Respondent shall repair or replace sanitary sewer service lines, cleanouts, and caps on approximately 3 residences of low-income homeowners in Falls County. The project will reduce inflow and infiltration into the sanitary sewer collection system and help prevent stoppages and backups of sewage into residential areas. The Respondent shall not charge the homeowners for the costs of the SEP.	1,530.00	1,530.00					
WQ	35522	Dripping Springs Independent School District	12/20/2008	1.00:1	9,450.00	1,890.00	0.00	7,560.00	7,560.00

* There are Multiple Respondent Names associated to this Case No.

Appendix 10: List of SEP's & SEP Projects FY2009

Single Program

	POLLUTION PREVENTION	The Respondent shall contribute to the Third-Party Recipient pursuant to the agreement between the Third-Party Recipient and the TCEQ. Specifically, Third-Party Recipient shall repair or replace failing water systems or on-site wastewater systems for low income homeowners. Third-Party Recipient shall use SEP Funds to pay for the labor and materials costs related to repairing or replacing the failing systems. The recipients will not be charged for the cost of replacing or repairing the failing systems. Third-Party recipient shall use a consistent and documented system for determining eligible participants.	7,560.00	7,560.00					
WQ	36060	Harris County	02/08/2009	1.00:1	3,340.00	668.00	0.00	2,672.00	2,672.00
	CLEAN UP	The Respondent shall contribute to the Third-Party Recipient pursuant to the agreement between the Third-Party Recipient and the TCEQ. Specifically, the contribution will be used to cleanup rivers, lakes, and shorelines, by supplying project coordination, labor, supplies, and materials for cleanup events and by providing assistance with disposal fees for proper disposal of wastes collected at events. To maximize the event, cleanups will use volunteers for labor. All dollars contributed will be used solely for the direct cost of the project and no portion will be spent on administrative costs. The SEP will be done in accordance with all federal, state and local environmental laws and regulations.	2,672.00	2,672.00					
WQ	35942	Northwest Harris County Municipal Utility District 20	12/04/2008	1.00:1	9,525.00	1,905.00	0.00	7,620.00	7,620.00
	CLEAN UP	The Respondent will contribute to Gulf Coast Waste Disposal Authority ("GCWDA") for its River, Lakes, Bays 'N Bayous Trash Bash in Harris County. The contribution will be used in accordance with the Supplemental Environmental Project Agreement between the GCWDA and the Texas Commission on Environmental Quality. Specifically, the contribution will be used to pay for materials, supplies, disposal costs, and transportation costs directly associated with the cleanup of trash and pollutants from the Galveston Bay and the San Jacinto watershed.	7,620.00	7,620.00					
WQ	36689	City of Whitesboro	04/20/2009	1.00:1	5,160.00	1,032.00	0.00	4,128.00	4,128.00
	CLEAN UP	The Respondent shall contribute to the Third-Party Recipient pursuant to the agreement between the Third-Party Recipient and the TCEQ. Specifically, the contribution will be used to cleanup rivers, lakes, and shorelines, by supplying project coordination, labor, supplies, and materials for cleanup events and by providing assistance with disposal fees for proper disposal of wastes collected at events. To maximize the event, cleanups will use volunteers for labor. All dollars contributed will be used solely for the direct cost of the project and no portion will be spent on administrative costs. The SEP will be done in accordance with all federal, state and local environmental laws and regulations.	4,128.00	4,128.00					
WQ	35681	City of Orange	02/08/2009	1.00:1	58,555.00	11,711.00	0.00	46,844.00	46,844.00
	CLEAN UP	Specifically, the contribution will be used to provide local residents with a means of properly disposing household hazardous wastes such as paint, thinners, pesticides, oil and gas, corrosive cleaners, and fertilizers in one day collection events. SEP monies will be used to pay for the associated labor, materials, and disposal costs. Citizens will not be charged disposal fees. The project is administered in accordance with TCEQ guidance on household hazardous waste and in compliance with federal, state, and local environmental laws and regulations. All dollars contributed will be used solely for the direct cost of the project and no portion will be spent on administrative costs.	46,844.00	46,844.00					
WQ	12584	City of Nacogdoches	10/23/2008	1.00:1	15,975.00	0.00	0.00	15,975.00	15,975.00

* There are Multiple Respondent Names associated to this Case No.

Appendix 10: List of SEP's & SEP Projects FY2009

Single Program

	ENVIRONMENTAL RESTORATION	The Respondent shall construct a retaining wall to control erosion and stabilize the east bank of Banita Creek, south of West Main Street (State Highway 21). Erosion along the creek bank has resulted in loss of soils and silting of the creek. The Respondent proposes to construct the wall because the slope of the bank is too steep to maintain native vegetation as a means to control the erosion. The Respondent proposes this SEP to take advantage of cost sharing with a private entity whose property is also impacted by the erosion. A portion of the eroded bank is very close to the pier and beam foundation that supports a historic building. The Respondent is paying approximately 40% of the total project cost. The total project cost is estimated to be \$39,950.	15,975.00	15,975.00					
WQ	35835	City of Pflugerville	01/30/2009	1.00:1	10,300.00	2,060.00	0.00	8,240.00	8,240.00
	CLEAN UP	The Respondent will contribute to Lower Colorado River Authority ("LCRA") Household Hazardous Waste and Reusable Materials Collection in Travis County. The contribution will be used in accordance with the Supplemental Environmental Project Agreement between the Lower Colorado River Authority and the Texas Commission on Environmental Quality. SEP monies will be used to sponsor household hazardous waste collection events, battery collection events, used oil collection events, paint collection events, and tire collection events in conjunction with local city and county governments through the LCRA Statutory District. These collection events provide citizens with a safe and convenient opportunity to properly dispose of household hazardous wastes such as: paint, tires, pesticides, motor oil, oil filters, antifreeze, batteries, and household cleaners. Citizens will be encouraged to reuse unused portions of properly labeled and handled chemical products (i.e. fertilizers, paints, and some pesticides/herbicides) through the reusable materials exchange. SEP monies will be used by LCRA to supplement scheduled events, and to add additional collection events. The LCRA has not previously budgeted for these supplemental, additional, or special collection events and will not budget for them.	8,240.00	8,240.00					
WQ	37330	City of Houston-Houston Airport System	08/23/2009	1.00:1	2,540.00	508.00	0.00	2,032.00	2,032.00
	POLLUTION PREVENTION	The Respondent shall contribute to the Third-Party Recipient pursuant to the agreement between the Third-Party Recipient and the TCEQ. Specifically, the contribution will be used to pay for the labor and materials costs associated with conducting prescribed burns, removing non-native trees, and for planting native trees and plants.	2,032.00	2,032.00					
WQ	35988	Texas Department of Transportation	01/30/2009	1.00:1	10,345.00	2,069.00	0.00	8,276.00	8,276.00
	POLLUTION PREVENTION	The Respondent shall contribute to the Third-Party Recipient pursuant to the agreement between the Third-Party Recipient and the TCEQ. Specifically, the contribution will be used to provide low income rural homeowners with assistance to enable the repair or replacement of their failing on-site wastewater systems. SEP monies will be used to pay for the labor and materials costs related to repairing or replacing the failing systems. The recipients will not be charged for the cost of replacing or repairing the failing systems.	8,276.00	8,276.00					
WQ	35032	Veolia ES Technical Solutions, L.L.C.	10/23/2008	1.00:1	7,320.00	0.00	3,660.00	3,660.00	3,660.00

* There are Multiple Respondent Names associated to this Case No.

Appendix 10: List of SEP's & SEP Projects FY2009

Single Program

	POLLUTION PREVENTION	The Respondent shall contribute to the Third-Party Recipient pursuant to the agreement between the Third-Party Recipient and the TCEQ. Specifically, the contribution will be used to conduct home energy audits and to assist low income residents in the West Port Arthur area by weatherizing their homes which will improve their homes' energy efficiency. SEP monies will be used to pay for the cost of caulking and insulating homes, replacing heating and cooling systems and major appliances with new, energy efficient equipment.	3,660.00	3,660.00					
WQ	35008	City of Pasadena	10/23/2008	1.00:1	31,620.00	6,324.00	0.00	25,296.00	25,296.00
	ENVIRONMENTAL RESTORATION	The Respondent shall contribute to the Third-Party Recipient pursuant to the agreement between the Third-Party Recipient and the TCEQ. Specifically, the contribution will be used to pay for the labor and materials costs associated with conducting prescribed burns, removing non-native trees, and for planting native trees and plants.	25,296.00	25,296.00					
WQ	904	City of Newark	06/15/2009	1.00:1	21,812.00	0.00	0.00	21,812.00	21,812.00
	POLLUTION PREVENTION	Project shall coordinate collection events for local residents to bring in household hazardous waste such as paint, thinners, pesticides, oil and gas, corrosive cleaners, and fertilizers for proper disposal. Where available, the projects may also offer electronics collection and recycling. SEP funds shall be used for collection, recycling and disposal.	21,812.00	21,812.00					
WQ	35857	ALLEN, JAMES LEWIS	11/06/2008	1.00:1	2,440.00	488.00	976.00	976.00	976.00
	POLLUTION PREVENTION	The Respondent shall contribute to the Third-Party Recipient pursuant to the agreement between the Third-Party Recipient and the TCEQ. Specifically, the Third-Party Recipient shall repair or replace failing water systems or on-site wastewater systems for low income homeowners. The Third-Party Recipient shall use SEP funds to pay for the labor and materials costs related to repairing or replacing the failing systems. The recipients will not be charged for the cost of replacing or repairing the failing systems. The Third-Party recipient shall use a consistent and documented system for determining eligible participants.	976.00	976.00					
WQ	36825	City of Jacksonville	08/23/2009	1.00:1	5,400.00	0.00	0.00	5,400.00	5,400.00
	POLLUTION PREVENTION	The Respondent shall hold a one-day cleanup event to collect, properly dispose, or recycle household bulky solid waste items not normally disposed of by regular solid waste pickup. The Respondent shall ensure that it does not collect hazardous waste materials during the event. The Respondent shall offer approximately six convenient drop-off locations at no cost to the public. The event will be advertised in a local newspaper to increase public awareness of and participation in the event.	5,400.00	5,400.00					
WQ	36789	TXI Operations, LP	05/18/2009	1.00:1	14,400.00	2,880.00	5,760.00	5,760.00	5,760.00
	CLEAN UP	The Respondent shall contribute to the Third-Party Recipient pursuant to the agreement between the Third-Party Recipient and the TCEQ. Specifically, the contribution will be used to cleanup rivers, lakes, and shorelines, by supplying project coordination, labor, supplies, and materials for cleanup events and by providing assistance with disposal fees for proper disposal of wastes collected at events. To maximize the event, cleanups will use volunteers for labor. All dollars contributed will be used solely for the direct cost of the project and no portion will be spent on administrative costs. The SEP will be done in accordance with all federal, state and local environmental laws and regulations.	5,760.00	5,760.00					
WWA	35866	Stowater Jon And Pool James	12/04/2008	1.00:1	11,445.00	2,289.00	4,578.00	4,578.00	4,578.00

* There are Multiple Respondent Names associated to this Case No.

Appendix 10: List of SEP's & SEP Projects FY2009

Single Program

CLEAN UP	<p>The Respondents shall contribute to the Third-Party Recipient pursuant to the agreement between the Third-Party Recipient and the TCEQ. Specifically, the contribution will be used to coordinate with city and/or county governmental officials regarding the clean up of sites where trash has been disposed of illegally. Eligible sites will be limited to those where a responsible party can not be identified and where there is no pre-existing obligation to clean up the site by the owner or the government. Additionally, reasonable efforts must have already been taken to prevent the dumping. SEP monies will be used to pay for the direct cost of collection and disposal of debris. All dollars contributed will be used solely for the direct cost of the project and no portion will be spent on administrative costs. The SEP will be done in accordance with all federal, state and local environmental laws and regulations.</p>	4,578.00	4,578.00
----------	---	----------	----------

Count of Single Program Orders: 268	Total: 10,285,809.00	776,054.00	4,224,859.00	1,284,896.00	,284,896.00
-------------------------------------	----------------------	------------	--------------	--------------	-------------

* There are Multiple Respondent Names associated to this Case No.

Appendix 10: List of SEP's & SEP Projects FY2009

Multi-Media Program

Date Range Selected : 09/01/2008 - 08/31/2009

PGM	Case No.	Respondent Name	Effective Date	Ratio	Assessed Amt	Deferred Amt	Payable Amt	SEP Cost	SEP Offset
MM	35994	-UFKIN CREOSOTING CO., INC	08/23/2009	1.00:1	18,262.00	3,652.00	7,305.00	7,305.00	7,305.00
		CLEAN UP	The Respondent shall contribute to the Third-Party Recipient pursuant to the agreement between the Third-Party Recipient and the TCEQ. Specifically, the contribution will be used to collect and properly dispose of illegally dumped waste. Eligible sites will be limited to areas where a responsible party cannot be identified and where there is no pre-existing obligation to clean up the site by the owner.					7,305.00	7,305.00
MM	35779	Houston Refining LP	11/06/2008	1.00:1	481,105.00	96,221.00	192,442.00	192,442.00	192,442.00
		ENVIRONMENTAL ENHANCEMENT	The Respondent will contribute to The Trust for Public Land ("TPL") Galveston Bay Natural Area Acquisition and Conservation Project in Galveston County. The contribution will be used in accordance with the Supplemental Environmental Project Agreement between TPL and the Texas Commission on Environmental Quality. SEP monies will be used to acquire land to preserve open space in the Galveston Bay watershed. The preserved open space would provide more land for public enjoyment, while protecting wildlife habitats. Areas of focus would include: Armand Bayou, Bray's Bayou, Buffalo Bayou, Chambers County, Clear Creek, Columbia Bottomlands, Hall's Bayou, Spring Creek, and West Galveston Island. TPL will work with local interests to identify acquisition projects, purchase land to remove it from the market, and transfer the land to a public agency or nonprofit organization, which will be the ultimate fee title holder and permanent steward of the property. TPL will ensure that each property is encumbered with a conservation easement that will preserve the property into perpetuity.					96,221.00	96,221.00
		POLLUTION REDUCTION	The Respondent will contribute to Houston-Galveston AERCO's Clean Cities/Clean Vehicles Program in Harris County. The contribution will be used in accordance with the Supplemental Environmental Project Agreement between the Houston-Galveston AERCO and the Texas Commission on Environmental Quality. SEP monies will be used to aid local school districts and area transit agencies in reaching local match requirements mandated by the Federal Highway Administration's ("FHWA") Congestion Mitigation/Air Quality funding program. SEP monies will be disbursed to school districts and transit agencies in need of funding assistance in the Houston-Galveston non-attainment area. Those SEP monies will be used exclusively by the school districts and transit agencies as supplements to meet the local match requirements of the EPA. SEP monies will be used to pay for the cost of replacing older diesel buses with alternative fueled or clean diesel buses. The old buses will be permanently retired and only sold for scrap. The schools and transit agencies will also use the SEP monies to retrofit more buses to reduce emissions. Houston-Galveston AERCO will send the TCEQ verification in the form of paid invoices and other documentation to show that the retrofits were completed. Retrofit technologies include particulate matter traps, diesel particulate matter filters, NOx reduction catalyst technology in combination with diesel particulate filters, and other emission control technologies that are developed and approved by EPA or the California Air Resources Board.					96,221.00	96,221.00
MM	34927	Valero Refining-Texas, L.P.	08/23/2009	1.00:1	108,900.00	0.00	54,450.00	54,450.00	54,450.00

* There are Multiple Respondent Names associated to this Case No.

Appendix 10: List of SEP's & SEP Projects FY2009

Multi-Media Program

	CLEAN UP	The Respondent shall contribute to the Third-Party Recipient pursuant to the agreement between the Third-Party Recipient and the TCEQ. Specifically, the contribution will be used to coordinate with city and/or county governmental officials regarding the clean up of sites where trash has been disposed of illegally. Eligible sites will be limited to those where a responsible party can not be identified and where there is no pre-existing obligation to clean up the site by the owner or the government. Additionally, reasonable efforts must have already been taken to prevent the dumping. SEP monies will be used to pay for the direct cost of collection and disposal of debris. All dollars contributed will be used solely for the direct cost of the project and no portion will be spent on administrative costs. The SEP will be done in accordance with all federal, state and local environmental laws and regulations.					54,450.00	54,450.00	
MM	29870	Waste Control Specialists LLC	09/22/2008	1.00:1	151,200.00	0.00	85,230.00	65,970.00	65,970.00
	POLLUTION PREVENTION	The City of Andrews shall provide first time water and sewer service for older, single-family, low-income residences in the 600 block of Southwest 11th Place. The area to be serviced contains open sewage pits and nearby abandoned water wells that have not been properly closed. The sewage pits are a hazard to human health and the environment.						65,970.00	65,970.00
MM	35149	MARTINI, RICHARD	09/22/2008	1.00:1	2,813.00	562.00	1,126.00	1,125.00	1,125.00
	CLEAN UP	The Respondent will contribute to Gulf Coast Waste Disposal Authority ("GCWDA") for its River, Lakes, Bays 'N Bayous Trash Bash in Harris County. The contribution will be used in accordance with the Supplemental Environmental Project Agreement between the GCWDA and the Texas Commission on Environmental Quality. Specifically, the contribution will be used to pay for materials, supplies, disposal costs, and transportation costs directly associated with the cleanup of trash and pollutants from the Galveston Bay and the San Jacinto watershed.						1,125.00	1,125.00
MM	34370	City of Cisco	02/22/2009	1.00:1	29,235.00	0.00	0.00	29,235.00	29,235.00
	POLLUTION REDUCTION	Project will coordinate with city and/or county government for hte clean up of sites where trash and debris has been disposed of illegally. Eligible sites will be limited to those where a responsible party can not be identified, there is no preexisting obligation to clean up the site by the owner or the government, and reasonable efforts have already been taken to prevent the dumping. SEP funds shall be used for the direct cost of collection and disposal of the trash and debris.						29,235.00	29,235.00
MM	28867	Shell Chemical LP *	12/04/2008	1.00:1	345,744.00	0.00	172,872.00	172,872.00	172,872.00
	POLLUTION REDUCTION	The contribution will be used in accordance with the Supplemental Environmental Project Agreement between the Houston-Galveston AERCO and the Texas Commission on Environmental Quality. SEP monies will be used to pay for the cost of replacing older diesel buses with alternative fueled or clean diesel buses.						172,872.00	172,872.00
MM	32938	City of Laredo	10/06/2008	1.00:1	8,030.00	0.00	0.00	8,030.00	8,030.00
	POLLUTION REDUCTION	Project will repair or replace failing water systemes or on-site wastewater systems for low-income homeowners. SEP funds will be used to pay for the labor and material costs related to repairing or replacing the failing systems. The recipients will not be charged for the cost of replacing or repairing the failing system.						8,030.00	8,030.00
MM	36711	Ed Bell Construction Company	05/03/2009	1.00:1	5,000.00	0.00	2,500.00	2,500.00	2,500.00

* There are Multiple Respondent Names associated to this Case No.

Appendix 10: List of SEP's & SEP Projects FY2009

Multi-Media Program

	POLLUTION PREVENTION	The Respondent shall contribute to the Third-Party Recipient pursuant to the agreement between the Third-Party Recipient and the TCEQ. Specifically, the Third-Party Recipient shall repair or replace failing water systems or on-site wastewater systems for low income homeowners. The Third-Party Recipient shall use SEP funds to pay for the labor and materials costs related to repairing or replacing the failing systems. The recipients will not be charged for the cost of replacing or repairing the failing systems. The Third-Party recipient shall use a consistent and documented system for determining eligible participants.	2,500.00	2,500.00					
MM	6058	South Hampton Resources, Inc.	10/23/2008	1.00:1	274,433.00	0.00	137,217.00	137,216.00	137,216.00
	POLLUTION REDUCTION	Project will repair or replace failing water systems or on-site wastewater systems for low-income homeowners in Hardin County. SEP funds will be used to pay for the labor and material costs related to repairing or replacing the failing systems.						137,216.00	137,216.00
MM	35783	VANDERLEI, KORNELIS WILT *	02/08/2009	1.00:1	3,080.00	616.00	1,232.00	1,232.00	1,232.00
	CLEAN UP	The Respondent shall contribute to the Third-Party Recipient pursuant to the agreement between the Third-Party Recipient and the TCEQ. Specifically, the contribution will be used to coordinate with city and/or county governmental officials regarding the clean up of sites where trash has been disposed of illegally. Eligible sites will be limited to those where a responsible party can not be identified and where there is no pre-existing obligation to clean up the site by the owner or the government. Additionally, reasonable efforts must have already been taken to prevent the dumping. SEP monies will be used to pay for the direct cost of collection and disposal of debris. All dollars contributed will be used solely for the direct cost of the project and no portion will be spent on administrative costs. The SEP will be done in accordance with all federal, state and local environmental laws and regulations.						1,232.00	1,232.00
MM	18749	The Dow Chemical Company	10/23/2008	1.00:1	648,904.00	0.00	324,452.00	324,452.00	324,452.00
	POLLUTION REDUCTION	The Respondent shall contribute the SEP Amount to the Third-Party Recipient pursuant to the agreement between the Third-Party Recipient and the TCEQ. Specifically, the contribution will be used in accordance with the Supplemental Environmental Project Agreement between AERCO and the Texas Commission on Environmental Quality for the Clean Cities/Clean Vehicles Program in Brazoria County. SEP monies will be used to aid local school districts and area transit agencies, and may be used to reach local match requirements mandated by the Federal Highway Administration's ("FHWA") Congestion Mitigation/Air Quality funding program. SEP funds will be disbursed to school districts and transit agencies in need of funding assistance in the Houston-Galveston non-attainment area. SEP funds will be used for the costs of retrofitting or replacing older diesel buses with alternative fueled or clean fuel diesel buses. The older "high emission" buses will be permanently retired and sold only for scrap.						324,452.00	324,452.00
MM	17869	E. I. du Pont de Nemours and Company	10/23/2008	1.00:1	176,575.00	0.00	88,288.00	88,287.00	88,287.00

* There are Multiple Respondent Names associated to this Case No.

Appendix 10: List of SEP's & SEP Projects FY2009

Multi-Media Program

ENVIRONMENTAL RESTORATION		Reforestation and Enhancement of Tony Houseman State Park & Wildlife Management Area at Blue Elbow Swamp Description: Restoration and enhancement of the forested wetlands located at Tony Houseman State Park & Wildlife Management Area at Blue Elbow Swamp between the Sabine River and Orange, Texas. The wetland has historically been impacted by heavy logging. Ducks Unlimited, Inc. will begin reforestation by planting 2.0 acres of Bald Cypress and Water Tupelo trees at a density of about 300 trees per acre. Planted trees will be approximately three feet in height, spaced 12 feet apart, and will be protected from herbivores using tree guards. Undesirable exotic plants such as the Chinese Tallow tree will be removed. SEP monies will be used to pay for the cost of trees and for the equipment needed to plant trees and remove exotics, and for the labor associated with planting the trees and removing exotics.	88,287.00	88,287.00					
MM	35879	City of Terrell	03/23/2009	1.00:1	6,500.00	1,300.00	0.00	5,200.00	5,200.00
CLEAN UP		The Respondent shall perform a cleanup of an unauthorized trash dumpsite along Windsor Avenue and South Rockwall Streets in Terrell in Kaufman County. The Respondent shall ensure that collected wastes are properly disposed of or recycled. The Respondent shall ensure that the event: " occurs on a weekend or after-hours " results in proper disposal or recycling of wastes " is performed on a property where no responsible party can be found The Respondent shall post No Dumping signs in the area where the dumping occurred. SEP monies may be used for the following: equipment including heavy equipment, roll-off bins, and trailers; over time labor of employees, signage, and proper disposal or recycling of the wastes. The Respondent shall use the SEP Offset Amount only for the direct cost of implementing the project and no portion shall be spent on administrative costs. The Respondent recognizes that additional funds over and above the SEP Offset Amount may be necessary to conduct the event.	5,200.00	5,200.00					
Count of Multi-Media Program Orders: 14			Total:	2,259,781.00	102,351.00	1,067,114.00	,090,316.00	,090,316.00	
Grand Total Count of Orders: 282			Grand Total:	12,545,590.00	878,405.00	5,291,973.00	6,375,212.00	6,375,212.00	

* There are Multiple Respondent Names associated to this Case No.

Appendix 11: List of Administrative Orders Issued FY2008

Singles Program

Date Range Selected : 09/01/2007 - 08/31/2008

PGM	Case No.	Respondent Name	TCEQ ID	County	Order Date	Penalty Assessed	Penalty Deferred	Payable Amount	SEP Cost	SEP Offset
AQ	34887	Aero-Marine Engineering, Inc.	1106	JACK	04/14/2008	1,875.00	375.00	1,500.00	0.00	0.00
AQ	34850	Air Liquide Large Industries U.S. LP	73110	HARRIS	05/22/2008	2,068.00	413.00	1,655.00	0.00	0.00
AQ	32601	Air Liquide Large Industries U.S. LP	32274	BRAZORIA	10/04/2007	6,681.00	1,336.00	5,345.00	0.00	0.00
AQ	34776	AK/HA Manufacturing, LLC	2163	JEFFERSON	05/22/2008	2,675.00	535.00	2,140.00	0.00	0.00
AQ	32599	Albemarle Catalysts Company LP	9402	HARRIS	10/25/2007	5,252.00	1,050.00	4,202.00	0.00	0.00
AQ	32847	Albemarle Corporation	48710	HARRIS	10/25/2007	10,000.00	0.00	10,000.00	0.00	0.00
AQ	34437	Albertson's LLC		EL PASO	02/25/2008	1,220.00	244.00	976.00	0.00	0.00
AQ	35094	Albertson's LLC	EE2324A	EL PASO	06/05/2008	1,040.00	208.00	832.00	0.00	0.00
AQ	32684	Alcoa World Alumina LLC	8166	CALHOUN	10/04/2007	5,075.00	1,015.00	4,060.00	0.00	0.00
AQ	35043	Alegre Energy, Inc.	24064	COKE	07/10/2008	2,000.00	400.00	1,600.00	0.00	0.00
AQ	35416	Alvin Chemical, Inc.	BL0368T	BRAZORIA	08/29/2008	1,000.00	200.00	800.00	0.00	0.00
AQ	32461	Amarillo Road Company, L.P.	45063	HARDEMAN	10/25/2007	15,750.00	3,150.00	12,600.00	0.00	0.00
AQ	34983	Amarillo Road Company, L.P.		PARMER	07/03/2008	2,000.00	400.00	1,600.00	0.00	0.00
AQ	35065	Amerrock Products, LP	9397	BELL	06/19/2008	3,450.00	0.00	3,450.00	0.00	0.00
AQ	35392	Arkema Inc.	865A	JEFFERSON	08/29/2008	5,100.00	1,020.00	4,080.00	0.00	0.00
AQ	34687	Armortex, Inc.	2920	GUADALUPE	08/15/2008	31,954.00	6,390.00	25,564.00	0.00	0.00
AQ	33521	Atmos Energy Corporation	443	CLAY	12/20/2007	2,392.00	478.00	1,914.00	0.00	0.00
AQ	34929	Atrium Companies, Inc.	DB0595I	DALLAS	06/05/2008	2,625.00	525.00	2,100.00	0.00	0.00
AQ	35009	Avis Rent A Car System, LLC	EE0865V	EL PASO	06/19/2008	1,170.00	234.00	936.00	0.00	0.00
AQ	34308	Azteca Milling, L. P.	2806	DEAF SMITH	02/18/2008	10,350.00	2,070.00	8,280.00	0.00	0.00
AQ	34701	Barney M. Davis, L.P.	1177	NUECES	04/28/2008	2,470.00	494.00	1,976.00	0.00	0.00
AQ	34169	Barten Industrial Coatings, LLC		COLORADO	02/25/2008	4,000.00	800.00	3,200.00	0.00	0.00
AQ	32663	BASF Corporation	BL0021O	BRAZORIA	10/25/2007	18,100.00	3,620.00	14,480.00	0.00	0.00
AQ	29798	BASF Corporation	BL0021O	BRAZORIA	04/03/2008	87,120.00	0.00	43,560.00	43,560.00	43,560.00
AQ	32446	Bayer Materialscience LLC	CI0016S	CHAMBERS	02/18/2008	6,350.00	1,270.00	5,080.00	0.00	0.00
AQ	33001	Bayer Materialscience LLC	2101	CHAMBERS	02/08/2008	38,233.00	7,646.00	30,587.00	0.00	0.00
AQ	34561	Baylor College of Medicine	1417	HARRIS	02/08/2008	1,925.00	385.00	1,540.00	0.00	0.00
AQ	33959	Big Tex Trailer Manufacturing, Inc.	30791	MIDLAND	12/20/2007	12,000.00	2,400.00	9,600.00	0.00	0.00
AQ	33199	Big Tex Trailer Manufacturing, Inc.	4844900018	TITUS	01/28/2008	35,000.00	7,000.00	28,000.00	0.00	0.00
AQ	34496	Blue Line Corporation	84176	BEXAR	04/14/2008	7,000.00	0.00	3,500.00	3,500.00	3,500.00
AQ	32449	BMB Wood Recycling, Ltd.	76001	DALLAS	09/21/2007	1,790.00	0.00	1,790.00	0.00	0.00
AQ	33301	Bond-Coat, Inc.		MIDLAND	01/28/2008	2,000.00	400.00	1,600.00	0.00	0.00
AQ	34376	BOSQUEZ, OFELIA	EE1228E	EL PASO	06/19/2008	1,120.00	224.00	896.00	0.00	0.00
AQ	34698	BP Amoco Chemical Company	1176	GALVESTON	04/28/2008	6,875.00	1,375.00	5,500.00	0.00	0.00
AQ	16524	BP Amoco Chemical Company	BL0002S	BRAZORIA	11/19/2007	57,200.00	0.00	28,600.00	28,600.00	28,600.00
AQ	32767	Brandom Southwest, Ltd	20883	HILL	10/04/2007	6,300.00	1,260.00	5,040.00	0.00	0.00
AQ	34325	Bruce's, Inc.	JC0022G	JASPER	02/08/2008	2,425.00	485.00	1,940.00	0.00	0.00

Appendix 11: List of Administrative Orders Issued FY2008

Singles Program

Date Range Selected : 09/01/2007 - 08/31/2008

PGM	Case No.	Respondent Name	TCEQ ID	County	Order Date	Penalty Assessed	Penalty Deferred	Payable Amount	SEP Cost	SEP Offset
AQ	34560	Builders Marble Company	2839	COLLIN	05/22/2008	12,065.00	2,413.00	9,652.00	0.00	0.00
AQ	35115	Cabot Corporation	1623	GRAY	06/05/2008	3,825.00	765.00	3,060.00	0.00	0.00
AQ	35004	Carrier Corporation	SK0004C	SMITH	06/05/2008	950.00	190.00	760.00	0.00	0.00
AQ	33558	Cemex Construction Materials, L.P.	3384	EL PASO	12/20/2007	2,000.00	400.00	1,600.00	0.00	0.00
AQ	34433	Cemex Construction Materials, L.P.	CS0012N	COMAL	02/25/2008	4,950.00	990.00	3,960.00	0.00	0.00
AQ	30209	Centurion Pipeline, L.P.	1206	MIDLAND	07/21/2008	7,650.00	0.00	7,650.00	0.00	0.00
AQ	31889	Cerrito Gas Processing, L.L.C.	WE0304Q	WEBB	12/20/2007	128,043.00	0.00	128,043.00	0.00	0.00
AQ	33359	Channel Shipyard Company, Inc.	HG3585F	HARRIS	11/09/2007	10,000.00	0.00	10,000.00	0.00	0.00
AQ	33462	Chemtrade Refinery Services, Inc.	1409	JEFFERSON	04/14/2008	34,119.00	6,823.00	27,296.00	0.00	0.00
AQ	34959	CHEVRON PHILLIPS CHEMICAL COMPANY LP	22690	BRAZORIA	06/19/2008	10,000.00	2,000.00	4,000.00	4,000.00	4,000.00
AQ	32920	CHEVRON PHILLIPS CHEMICAL COMPANY LP	21101	JEFFERSON	11/09/2007	7,128.00	0.00	7,128.00	0.00	0.00
AQ	33867	CHEVRON PHILLIPS CHEMICAL COMPANY LP	BL0758C	BRAZORIA	04/14/2008	38,179.00	7,635.00	15,272.00	15,272.00	15,272.00
AQ	35122	CHEVRON PHILLIPS CHEMICAL COMPANY LP	HG0566H	HARRIS	07/21/2008	4,300.00	860.00	3,440.00	0.00	0.00
AQ	28046	CHEVRON PHILLIPS CHEMICAL COMPANY LP	BL0758C	BRAZORIA	12/20/2007	34,875.00	0.00	17,437.50	17,437.50	17,437.50
AQ	34682	CHEVRON PHILLIPS CHEMICAL COMPANY LP	BL0758C	BRAZORIA	06/05/2008	10,000.00	2,000.00	4,000.00	4,000.00	4,000.00
AQ	29650	CHEVRON PHILLIPS CHEMICAL COMPANY LP	22690	BRAZORIA	01/12/2008	3,700.00	0.00	3,700.00	0.00	0.00
AQ	32919	CHEVRON PHILLIPS CHEMICAL COMPANY LP	5562A	HARRIS	10/04/2007	4,275.00	855.00	3,420.00	0.00	0.00
AQ	34634	CHEVRON PHILLIPS CHEMICAL COMPANY LP	21101	JEFFERSON	07/03/2008	16,344.00	0.00	16,344.00	0.00	0.00
AQ	34527	CHEVRON PHILLIPS CHEMICAL COMPANY LP	22690	BRAZORIA	02/25/2008	10,229.00	2,045.00	4,092.00	4,092.00	4,092.00
AQ	33902	CHEVRON PHILLIPS CHEMICAL COMPANY LP	HW0013C	HUTCHINSON	03/08/2008	44,361.00	8,872.00	17,745.00	17,744.00	17,744.00
AQ	32850	CHEVRON PHILLIPS CHEMICAL COMPANY LP	HG0310V	HARRIS	01/12/2008	60,283.00	0.00	30,142.00	30,141.00	30,141.00
AQ	26837	CIRCLE K STORES INC.	EE1101G	EL PASO	02/18/2008	1,000.00	0.00	1,000.00	0.00	0.00
AQ	30787	CIRCLE K STORES INC.	EE1101G	EL PASO	07/21/2008	1,000.00	0.00	1,000.00	0.00	0.00
AQ	35052	Citation Corporation	1427	ANGELINA	08/15/2008	13,300.00	2,660.00	5,320.00	5,320.00	5,320.00
AQ	34969	Citgo Refining and Chemicals Company L.P.	8778A	NUECES	08/15/2008	2,425.00	485.00	1,940.00	0.00	0.00
AQ	33232	Citgo Refining and Chemicals Company L.P.	3123A	NUECES	12/20/2007	4,850.00	970.00	3,880.00	0.00	0.00

Appendix 11: List of Administrative Orders Issued FY2008

Singles Program

Date Range Selected : 09/01/2007 - 08/31/2008

PGM	Case No.	Respondent Name	TCEQ ID	County	Order Date	Penalty Assessed	Penalty Deferred	Payable Amount	SEP Cost	SEP Offset
AQ	26763	CITY CONCRETE, INC.	4771	WICHITA	07/21/2008	27,940.00	0.00	27,940.00	0.00	0.00
AQ	35402	City of Denton	2059	DENTON	07/21/2008	2,500.00	500.00	2,000.00	0.00	0.00
AQ	32308	City of Garland	DB4394P	DALLAS	09/21/2007	2,550.00	510.00	0.00	2,040.00	2,040.00
AQ	35537	City of Weatherford		PARKER	08/29/2008	1,000.00	200.00	800.00	0.00	0.00
AQ	33649	CLINT WEST		JEFFERSON	05/22/2008	1,050.00	210.00	840.00	0.00	0.00
AQ	34187	Coastal Industrial Coatings, Incorporated	78625	HARDIN	04/14/2008	1,700.00	340.00	1,360.00	0.00	0.00
AQ	31429	Connors Construction Inc	73999L001	LIMESTONE	02/18/2008	10,000.00	0.00	10,000.00	0.00	0.00
AQ	33151	ConocoPhillips Company	1440	HUTCHINSON	05/22/2008	210,128.00	42,025.00	84,052.00	84,051.00	84,051.00
AQ	34302	ConocoPhillips Company	BL0042G	BRAZORIA	06/05/2008	228,900.00	0.00	114,450.00	114,450.00	114,450.00
AQ	33292	ConocoPhillips Company	BL0042G	BRAZORIA	03/08/2008	325,120.00	0.00	162,560.00	162,560.00	162,560.00
AQ	34854	ConocoPhillips Company	21265	BRAZORIA	06/19/2008	26,225.00	5,245.00	20,980.00	0.00	0.00
AQ	32171	ConocoPhillips Company	831	CHAMBERS	02/25/2008	135,538.00	0.00	67,769.00	67,769.00	67,769.00
AQ	27076	ConocoPhillips Company	2166	HUTCHINSON	11/19/2007	143,062.00	28,612.00	57,225.00	57,225.00	57,225.00
AQ	35137	Copano Processing, L.P.	CR0020C	COLORADO	08/29/2008	20,850.00	4,170.00	8,340.00	8,340.00	8,340.00
AQ	30530	CRUPPER, GARY GENE		HOOD	08/15/2008	1,050.00	0.00	1,050.00	0.00	0.00
AQ	34597	Custom Building Products, Inc.	72660	DALLAS	03/08/2008	800.00	160.00	640.00	0.00	0.00
AQ	33908	Dallas Fort Worth Rail Terminal LLC	79511	TARRANT	02/18/2008	2,100.00	420.00	1,680.00	0.00	0.00
AQ	32666	Darling International Inc.	18687	HARRIS	10/25/2007	1,100.00	220.00	880.00	0.00	0.00
AQ	34746	Davis Gas Processing, Inc.	CC0005U	CALLAHAN	05/22/2008	5,225.00	1,045.00	4,180.00	0.00	0.00
AQ	32999	Davis Petroleum Pipeline LLC	25443	HARRIS	11/09/2007	30,000.00	0.00	30,000.00	0.00	0.00
AQ	31121	DCP Midstream, LP	73507	JIM WELLS	02/18/2008	93,009.00	0.00	46,505.00	46,504.00	46,504.00
AQ	33796	DCP Midstream, LP	16884	MIDLAND	03/08/2008	99,666.00	19,933.00	39,867.00	39,866.00	39,866.00
AQ	32443	DCP Midstream, LP	16136	HANSFORD	10/04/2007	41,440.00	8,288.00	16,576.00	16,576.00	16,576.00
AQ	32609	DCP Midstream, LP	2211A	ANDREWS	10/04/2007	2,100.00	420.00	1,680.00	0.00	0.00
AQ	30147	DCP Midstream, LP	EB0053J	ECTOR	04/14/2008	42,014.00	0.00	21,008.00	21,006.00	21,006.00
AQ	34212	DCP Midstream, LP	2593	CROCKETT	04/03/2008	4,500.00	900.00	3,600.00	0.00	0.00
AQ	35207	DCP Midstream, LP	446	PANOLA	07/21/2008	120,400.00	24,080.00	48,160.00	48,160.00	48,160.00
AQ	35107	Deer Park Refining Limited Partnership	HG0659W	HARRIS	08/15/2008	10,000.00	2,000.00	4,000.00	4,000.00	4,000.00
AQ	30908	Delek Refining, Ltd.	1257	SMITH	10/25/2007	288,395.00	57,679.00	115,358.00	115,358.00	115,358.00
AQ	33787	Destructors, Inc.	78322L001	DENTON	01/28/2008	950.00	190.00	760.00	0.00	0.00
AQ	31341	Diamond Shamrock Refining Company, L.P.	9708	MOORE	11/09/2007	12,852.00	0.00	12,852.00	0.00	0.00
AQ	33308	Diamond Shamrock Refining Company, L.P.	9708	MOORE	12/20/2007	30,826.00	6,165.00	12,331.00	12,330.00	12,330.00
AQ	27383	Diamond Shamrock Refining Company, L.P.	50607	LIVE OAK	10/04/2007	10,203.00	2,041.00	8,162.00	0.00	0.00
AQ	34152	Diamond Shamrock Refining Company, L.P.	9708	MOORE	03/08/2008	13,884.00	2,776.00	5,554.00	5,554.00	5,554.00

Appendix 11: List of Administrative Orders Issued FY2008

Singles Program

Date Range Selected : 09/01/2007 - 08/31/2008

PGM	Case No.	Respondent Name	TCEQ ID	County	Order Date	Penalty Assessed	Penalty Deferred	Payable Amount	SEP Cost	SEP Offset
AQ	35486	DICKEY, TONY RHETT		WISE	08/29/2008	1,482.00	296.00	1,186.00	0.00	0.00
AQ	34672	Dixie Chemical Company, Inc.	18342	HARRIS	03/08/2008	3,300.00	660.00	1,320.00	1,320.00	1,320.00
AQ	32621	Dome Hydrocarbons, L.C.	1572	CHAMBERS	10/04/2007	6,000.00	1,200.00	4,800.00	0.00	0.00
AQ	31967	Donny Lloyd dba Lloyd's Electric Motor Repair	CV01350	COOKE	09/21/2007	1,050.00	210.00	840.00	0.00	0.00
AQ	34650	Double "B" Foods, Inc.		BOSQUE	04/14/2008	16,050.00	0.00	8,025.00	8,025.00	8,025.00
AQ	34913	DREHER, GEORGE	83391	MIDLAND	06/05/2008	3,150.00	630.00	2,520.00	0.00	0.00
AQ	34998	DuPont Performance Elastomers L.L.C.	1269	JEFFERSON	07/21/2008	10,000.00	0.00	10,000.00	0.00	0.00
AQ	35170	E. I. du Pont de Nemours and Company	20204	ORANGE	07/21/2008	3,675.00	735.00	2,940.00	0.00	0.00
AQ	35140	E. I. du Pont de Nemours and Company	1743	JEFFERSON	08/29/2008	30,625.00	6,125.00	24,500.00	0.00	0.00
AQ	34406	E. I. du Pont de Nemours and Company	1961	JEFFERSON	03/08/2008	4,950.00	990.00	3,960.00	0.00	0.00
AQ	33493	E. I. du Pont de Nemours and Company	1896	ORANGE	04/28/2008	77,860.00	15,572.00	62,288.00	0.00	0.00
AQ	24228	Eastman Chemical Company	HH0042M	HARRISON	04/03/2008	16,338.00	0.00	16,338.00	0.00	0.00
AQ	32086	Eastman Chemical Company	HH0042M	HARRISON	09/21/2007	33,990.00	6,798.00	27,192.00	0.00	0.00
AQ	33554	Eastman Chemical Company	1105	HARRISON	06/05/2008	102,125.00	20,425.00	40,850.00	40,850.00	40,850.00
AQ	34888	Eastman Chemical Company	1105	HARRISON	06/19/2008	10,000.00	2,000.00	4,000.00	4,000.00	4,000.00
AQ	35129	Eastman Chemical Company	1973	HARRISON	07/21/2008	13,050.00	2,610.00	5,220.00	5,220.00	5,220.00
AQ	33289	Eastman Chemical Company	HH0042M	HARRISON	01/12/2008	31,964.00	6,392.00	25,572.00	0.00	0.00
AQ	34855	Eastman Cogeneration L.P.	2082	HARRISON	04/28/2008	1,875.00	375.00	1,500.00	0.00	0.00
AQ	35302	EBAA Iron, Inc.	12626	EASTLAND	08/15/2008	3,500.00	700.00	2,800.00	0.00	0.00
AQ	35216	Eggemeyer Tree Service		BEXAR	08/15/2008	2,100.00	420.00	1,680.00	0.00	0.00
AQ	35006	El Paso County	EE1694R	EL PASO	06/19/2008	2,000.00	400.00	1,600.00	0.00	0.00
AQ	34965	El Paso Independent School District		EL PASO	08/15/2008	790.00	158.00	632.00	0.00	0.00
AQ	35085	El Paso Independent School District	EE1015A	EL PASO	07/21/2008	750.00	150.00	600.00	0.00	0.00
AQ	33625	Enbridge G & P (North Texas) LP	13889	JACK	12/20/2007	3,750.00	750.00	3,000.00	0.00	0.00
AQ	29337	Enbridge Pipelines East Texas L.P.	31352	FREESTONE	02/18/2008	10,650.00	0.00	10,650.00	0.00	0.00
AQ	34444	ENGLE, CHARLES J		EL PASO	04/14/2008	4,620.00	924.00	3,696.00	0.00	0.00
AQ	34368	Enterprise Products Operating LLC	893	SUTTON	02/08/2008	5,916.00	1,183.00	4,733.00	0.00	0.00
AQ	30269	Environmental Recycling Technologies LLC	FGA008H	FORT BEND	05/04/2008	20,000.00	0.00	20,000.00	0.00	0.00
AQ	33797	Equistar Chemicals, LP	18978	HARRIS	04/03/2008	50,000.00	0.00	25,000.00	25,000.00	25,000.00
AQ	33111	Equistar Chemicals, LP	HG0770G	HARRIS	02/25/2008	40,000.00	0.00	20,000.00	20,000.00	20,000.00
AQ	33070	Equistar Chemicals, LP	2181	HARRIS	06/19/2008	228,720.00	45,742.00	91,489.00	91,489.00	91,489.00
AQ	34659	Equistar Chemicals, LP	4157A	HARRIS	04/28/2008	7,125.00	1,425.00	5,700.00	0.00	0.00
AQ	33194	Equistar Chemicals, LP	4157A	HARRIS	12/20/2007	6,875.00	1,375.00	5,500.00	0.00	0.00
AQ	33547	Equistar Chemicals, LP	HG0621B	HARRIS	03/08/2008	32,725.00	6,545.00	13,090.00	13,090.00	13,090.00
AQ	32444	Equistar Chemicals, LP	BL0113I	BRAZORIA	09/21/2007	20,000.00	0.00	10,000.00	10,000.00	10,000.00

Appendix 11: List of Administrative Orders Issued FY2008

Singles Program

Date Range Selected : 09/01/2007 - 08/31/2008

PGM	Case No.	Respondent Name	TCEQ ID	County	Order Date	Penalty Assessed	Penalty Deferred	Payable Amount	SEP Cost	SEP Offset
AQ	34330	Equistar Chemicals, LP	2933	HARRIS	05/22/2008	20,000.00	0.00	10,000.00	10,000.00	10,000.00
AQ	34827	Equistar Chemicals, LP	HG0770G	HARRIS	07/03/2008	20,431.00	4,086.00	8,173.00	8,172.00	8,172.00
AQ	33100	Explorer Pipeline Company	2780	JEFFERSON	10/25/2007	3,240.00	648.00	2,592.00	0.00	0.00
AQ	33306	Exxon Mobil Corporation	HG0232Q	HARRIS	01/12/2008	70,400.00	0.00	35,200.00	35,200.00	35,200.00
AQ	32141	Exxon Mobil Corporation	HG0228H	HARRIS	09/21/2007	44,575.00	0.00	22,288.00	22,287.00	22,287.00
AQ	34147	Exxon Mobil Corporation	568	KLEBERG	02/18/2008	24,522.00	4,904.00	19,618.00	0.00	0.00
AQ	32118	Exxon Mobil Corporation	HG0232Q	HARRIS	09/21/2007	20,000.00	0.00	10,000.00	10,000.00	10,000.00
AQ	32802	Exxon Mobil Corporation	3452	HARRIS	10/04/2007	8,200.00	1,640.00	3,280.00	3,280.00	3,280.00
AQ	33881	Exxon Mobil Corporation	18287	HARRIS	03/08/2008	10,000.00	0.00	5,000.00	5,000.00	5,000.00
AQ	34762	Exxon Mobil Corporation	18287	HARRIS	06/05/2008	13,775.00	0.00	6,888.00	6,887.00	6,887.00
AQ	34529	Exxon Mobil Corporation	18287	HARRIS	02/25/2008	10,000.00	0.00	5,000.00	5,000.00	5,000.00
AQ	29287	ExxonMobil Oil Corporation	HG0232Q	HARRIS	02/25/2008	10,324.00	0.00	10,324.00	0.00	0.00
AQ	33509	ExxonMobil Oil Corporation	49151	JEFFERSON	02/18/2008	94,050.00	18,810.00	37,620.00	37,620.00	37,620.00
AQ	34732	ExxonMobil Oil Corporation	JE0067I	JEFFERSON	06/19/2008	10,000.00	0.00	5,000.00	5,000.00	5,000.00
AQ	32625	ExxonMobil Oil Corporation	1202	JEFFERSON	10/25/2007	24,139.00	4,827.00	9,656.00	9,656.00	9,656.00
AQ	27321	ExxonMobil Oil Corporation	JE0067I	JEFFERSON	11/19/2007	10,000.00	0.00	5,000.00	5,000.00	5,000.00
AQ	34788	ExxonMobil Oil Corporation	JE0067I	JEFFERSON	05/22/2008	40,950.00	8,190.00	16,380.00	16,380.00	16,380.00
AQ	34677	ExxonMobil Oil Corporation	JE0067I	JEFFERSON	06/05/2008	31,375.00	6,275.00	12,550.00	12,550.00	12,550.00
AQ	33507	ExxonMobil Oil Corporation	7799	JEFFERSON	01/28/2008	5,375.00	1,075.00	2,150.00	2,150.00	2,150.00
AQ	35490	Falcon Gunitex Co., Inc.	33084	TRAVIS	08/15/2008	950.00	190.00	760.00	0.00	0.00
AQ	34150	Fiberglass Specialties, Inc.	RL0071Q	RUSK	01/28/2008	770.00	154.00	616.00	0.00	0.00
AQ	33489	Firestone Polymers, LLC	292	ORANGE	02/25/2008	27,625.00	5,525.00	22,100.00	0.00	0.00
AQ	32819	Flint Hills Resources, LP	8803A	NUECES	10/25/2007	12,150.00	2,430.00	9,720.00	0.00	0.00
AQ	32021	Flint Hills Resources, LP	8803A	NUECES	09/21/2007	3,425.00	685.00	2,740.00	0.00	0.00
AQ	34144	Flint Hills Resources, LP	1272	NUECES	02/08/2008	20,000.00	0.00	20,000.00	0.00	0.00
AQ	34652	FMC Corporation	2278	HARRIS	04/14/2008	5,650.00	1,130.00	2,260.00	2,260.00	2,260.00
AQ	34337	Formosa Plastics Corporation, Texas	19168	CALHOUN	03/08/2008	12,350.00	2,470.00	4,940.00	4,940.00	4,940.00
AQ	33495	Formosa Plastics Corporation, Texas	7699	CALHOUN	02/08/2008	20,000.00	0.00	10,000.00	10,000.00	10,000.00
AQ	32648	Formosa Plastics Corporation, Texas	CB0038Q	CALHOUN	02/25/2008	6,422.00	0.00	3,211.00	3,211.00	3,211.00
AQ	34525	Fritz Industries, Inc.	1097	DALLAS	02/08/2008	1,925.00	385.00	1,540.00	0.00	0.00
AQ	34719	Gas Solutions II Ltd.	19994	GREGG	02/25/2008	1,875.00	375.00	1,500.00	0.00	0.00
AQ	34579	GB Biosciences Corporation	2264	HARRIS	05/22/2008	23,875.00	4,775.00	9,550.00	9,550.00	9,550.00
AQ	26936	General Dynamics OTS (Garland), L.P	2594	DALLAS	10/04/2007	86,775.00	0.00	43,388.00	43,387.00	43,387.00
AQ	34543	Georgia-Pacific Chemicals LLC	1140	ANGELINA	03/08/2008	4,690.00	938.00	3,752.00	0.00	0.00
AQ	34344	Griffin Industries, Inc.	15353A	BASTROP	04/03/2008	5,250.00	0.00	5,250.00	0.00	0.00
AQ	34651	Gulf Chemical & Metallurgical Corporation	19793	BRAZORIA	06/05/2008	31,050.00	6,210.00	12,420.00	12,420.00	12,420.00

Appendix 11: List of Administrative Orders Issued FY2008

Singles Program

Date Range Selected : 09/01/2007 - 08/31/2008

PGM	Case No.	Respondent Name	TCEQ ID	County	Order Date	Penalty Assessed	Penalty Deferred	Payable Amount	SEP Cost	SEP Offset
AQ	29492	Gulf Chemical & Metallurgical Corporation	1157C	BRAZORIA	01/28/2008	154,275.00	0.00	77,138.00	77,137.00	77,137.00
AQ	19435	Gulf Chemical & Metallurgical Corporation	1157C	BRAZORIA	10/04/2007	118,500.00	0.00	59,250.00	59,250.00	59,250.00
AQ	34901	Haldor Topsoe, Inc.	HG0903L	HARRIS	06/05/2008	3,350.00	670.00	1,340.00	1,340.00	1,340.00
AQ	35091	Harris Daniel R and Harris D Patricia	EE2238R	EL PASO	07/21/2008	2,400.00	480.00	1,920.00	0.00	0.00
AQ	35208	Honeywell International, Inc.	1533	ORANGE	08/15/2008	2,025.00	405.00	1,620.00	0.00	0.00
AQ	32499	Houston Marine Services, Inc.	21098	HARRIS	10/25/2007	17,812.00	3,562.00	14,250.00	0.00	0.00
AQ	29943	HOUSTON PRECAST, INC.	79078	MONTGOMERY	05/18/2008	30,000.00	0.00	30,000.00	0.00	0.00
AQ	35062	HOUSTON REFINING, L.P.	2167	HARRIS	07/21/2008	20,000.00	0.00	10,000.00	10,000.00	10,000.00
AQ	31639	HOUSTON REFINING, L.P.	HG0048L	HARRIS	12/20/2007	49,800.00	0.00	24,900.00	24,900.00	24,900.00
AQ	33439	HOUSTON REFINING, L.P.	HG0048L	HARRIS	10/04/2007	20,453.00	0.00	10,227.00	10,226.00	10,226.00
AQ	29268	Huerta's Trucking, Inc.	78687	DALLAS	10/04/2007	10,000.00	0.00	10,000.00	0.00	0.00
AQ	35108	Huntsman Petrochemical Corporation	20160	JEFFERSON	08/15/2008	29,482.00	0.00	14,741.00	14,741.00	14,741.00
AQ	34541	Huntsman Petrochemical Corporation	MQ0012Q	MONTGOMERY	03/08/2008	3,950.00	790.00	3,160.00	0.00	0.00
AQ	32884	Huntsman Petrochemical Corporation	JE0052V	JEFFERSON	10/25/2007	7,925.00	0.00	3,963.00	3,962.00	3,962.00
AQ	33839	Huntsman Petrochemical Corporation	20134	JEFFERSON	01/28/2008	64,923.00	12,984.00	25,970.00	25,969.00	25,969.00
AQ	33133	Huntsman Petrochemical Corporation	19823	JEFFERSON	04/14/2008	23,775.00	4,755.00	9,510.00	9,510.00	9,510.00
AQ	32871	Huntsman Petrochemical Corporation	16989	JEFFERSON	11/09/2007	36,300.00	0.00	18,150.00	18,150.00	18,150.00
AQ	34605	INEOS Polymers Inc.	2570	HARRIS	04/03/2008	3,725.00	745.00	2,980.00	0.00	0.00
AQ	35378	INEOS USA LLC	BL0002S	BRAZORIA	07/21/2008	10,000.00	2,000.00	8,000.00	0.00	0.00
AQ	32887	INEOS USA LLC	BL0002S	BRAZORIA	01/28/2008	217,000.00	0.00	108,500.00	108,500.00	108,500.00
AQ	34360	International Paper Company	980	POLK	05/22/2008	14,375.00	2,875.00	11,500.00	0.00	0.00
AQ	34522	Invista S.a.r.l.	1468	ORANGE	04/14/2008	11,100.00	2,220.00	8,880.00	0.00	0.00
AQ	33492	Invista S.a.r.l.	1302	ORANGE	02/18/2008	2,975.00	595.00	2,380.00	0.00	0.00
AQ	34801	ISP Synthetic Elastomers LP	9908	JEFFERSON	04/03/2008	5,122.00	1,024.00	4,098.00	0.00	0.00
AQ	32878	ISP Synthetic Elastomers LP	9908	JEFFERSON	04/03/2008	13,025.00	0.00	13,025.00	0.00	0.00
AQ	35333	ISP Technologies Inc.	22079	GALVESTON	08/29/2008	3,562.00	712.00	1,425.00	1,425.00	1,425.00
AQ	34944	ISP Technologies Inc.	55847	GALVESTON	07/03/2008	14,000.00	2,800.00	11,200.00	0.00	0.00
AQ	35196	J.H. Strain & Sons, Inc.	72637L002	TAYLOR	06/05/2008	800.00	160.00	640.00	0.00	0.00
AQ	34454	Johnson Controls Battery Group, Inc.	82109	BEXAR	02/25/2008	1,800.00	360.00	1,440.00	0.00	0.00
AQ	35184	JSW Steel (USA) Inc.	1832	CHAMBERS	07/03/2008	4,000.00	800.00	3,200.00	0.00	0.00
AQ	33786	K.A.T. Excavation & Construction, Inc.	951031D	HARDIN	01/12/2008	2,175.00	435.00	1,740.00	0.00	0.00
AQ	34407	Kiewit Texas Construction L.P.	77586	TERRY	04/14/2008	3,120.00	624.00	2,496.00	0.00	0.00
AQ	33875	Kinder Morgan Production Company LP	45842	SCURRY	04/03/2008	6,200.00	1,240.00	2,480.00	2,480.00	2,480.00
AQ	33470	KM Liquids Terminals, L. P.	5171	HARRIS	01/12/2008	10,000.00	0.00	5,000.00	5,000.00	5,000.00
AQ	31964	Koral Industries, Inc.	ED0013W	ELLIS	09/21/2007	3,850.00	770.00	3,080.00	0.00	0.00

Appendix 11: List of Administrative Orders Issued FY2008

Singles Program

Date Range Selected : 09/01/2007 - 08/31/2008

PGM	Case No.	Respondent Name	TCEQ ID	County	Order Date	Penalty Assessed	Penalty Deferred	Payable Amount	SEP Cost	SEP Offset
AQ	34562	Lanxess Corporation	2105	CHAMBERS	02/25/2008	3,050.00	610.00	2,440.00	0.00	0.00
AQ	34890	Laredo Paving, Inc.		TOM GREEN	06/05/2008	60,000.00	0.00	60,000.00	0.00	0.00
AQ	34647	Leedo Manufacturing Co., L.P.	WF0046E	WHARTON	06/05/2008	72,049.00	14,409.00	57,640.00	0.00	0.00
AQ	34860	Lee-Var Inc. dba Palmer of Texas	25359	ANDREWS	06/05/2008	19,050.00	3,810.00	15,240.00	0.00	0.00
AQ	35018	Leiusre Pools USA Trading, Inc.	2933	BEXAR	05/22/2008	7,500.00	1,500.00	6,000.00	0.00	0.00
AQ	34442	LERMA, ROBERT JR *	76629	JIM WELLS	06/19/2008	5,750.00	1,150.00	4,600.00	0.00	0.00
AQ	34843	Liberty Pressure Pumping, LP	83172	ERATH	06/05/2008	4,200.00	840.00	3,360.00	0.00	0.00
AQ	31785	Lide Industries, Inc.	75952	FREESTONE	05/22/2008	306,570.00	0.00	153,285.00	153,285.00	153,285.00
AQ	34852	Lone Star Industries, Inc.	4835300001	NOLAN	06/05/2008	7,400.00	1,480.00	5,920.00	0.00	0.00
AQ	27800	Lonestar Prestress Mfg., Inc.		HARRIS	11/09/2007	10,000.00	0.00	5,000.00	5,000.00	5,000.00
AQ	35116	Longhorn Glass Manufacturing, L.P.	2641	HARRIS	08/15/2008	46,860.00	9,372.00	37,488.00	0.00	0.00
AQ	34536	Louisiana-Pacific Corporation	1198	JASPER	04/28/2008	1,900.00	380.00	1,520.00	0.00	0.00
AQ	34366	Love's Travel Stops & Country Stores, Inc.	EE1053P	EL PASO	02/08/2008	3,660.00	732.00	2,928.00	0.00	0.00
AQ	33426	Lucite International, Inc.	19005	JEFFERSON	01/12/2008	3,050.00	610.00	1,220.00	1,220.00	1,220.00
AQ	34654	Lyondell Chemical Company	19613	HARRIS	05/22/2008	10,000.00	2,000.00	4,000.00	4,000.00	4,000.00
AQ	33189	Lyondell Chemical Company	9395	HARRIS	12/20/2007	5,525.00	1,105.00	2,210.00	2,210.00	2,210.00
AQ	34978	Lyondell Chemical Company	19155	HARRIS	06/19/2008	10,200.00	2,040.00	4,080.00	4,080.00	4,080.00
AQ	15009	Magnum Blue Ribbons Feeds, Inc.	DD0066S	DEAF SMITH	10/25/2007	2,500.00	0.00	2,500.00	0.00	0.00
AQ	31113	Mannesmann DMV Stainless USA, Inc.	1340	HARRIS	08/29/2008	3,225.00	0.00	3,225.00	0.00	0.00
AQ	32935	Marathon Petroleum Company LLC	GB0055R	GALVESTON	11/09/2007	30,696.00	0.00	30,696.00	0.00	0.00
AQ	32039	Maxim Farm Egg Co., Inc.	18380	WHARTON	02/25/2008	4,160.00	0.00	4,160.00	0.00	0.00
AQ	32108	Maxim Production Co., LP	24542		10/25/2007	3,660.00	732.00	2,928.00	0.00	0.00
AQ	34556	McWane, Inc.	1407	SMITH	06/05/2008	22,950.00	4,590.00	18,360.00	0.00	0.00
AQ	34201	Merisol USA LLC	20686	HARRIS	02/08/2008	6,681.00	1,336.00	5,345.00	0.00	0.00
AQ	34763	Merisol USA LLC	1254	HARRIS	06/19/2008	6,250.00	1,250.00	5,000.00	0.00	0.00
AQ	35010	Millennium Petrochemicals Inc.	4751	HARRIS	07/03/2008	5,525.00	1,105.00	2,210.00	2,210.00	2,210.00
AQ	32726	Mobil Chemical Company Inc.	7799	JEFFERSON	01/12/2008	40,700.00	0.00	20,350.00	20,350.00	20,350.00
AQ	32602	Motiva Enterprises LLC	8404	JEFFERSON	10/25/2007	14,085.00	2,817.00	5,634.00	5,634.00	5,634.00
AQ	31014	Motiva Enterprises LLC	8404	JEFFERSON	06/19/2008	368,445.00	73,689.00	147,378.00	147,378.00	147,378.00
AQ	34615	Motiva Enterprises LLC	JE0095D	JEFFERSON	07/03/2008	222,268.00	44,453.00	88,908.00	88,907.00	88,907.00
AQ	29560	Motiva Enterprises LLC	8404	JEFFERSON	11/09/2007	18,944.00	0.00	18,944.00	0.00	0.00
AQ	33184	Motiva Enterprises LLC	357	JEFFERSON	02/25/2008	29,362.00	5,872.00	11,745.00	11,745.00	11,745.00
AQ	34450	Motiva Enterprises LLC	8404	JEFFERSON	04/14/2008	24,700.00	4,940.00	9,880.00	9,880.00	9,880.00
AQ	27494	Motiva Enterprises LLC	8404	JEFFERSON	02/18/2008	32,980.00	0.00	32,980.00	0.00	0.00
AQ	32831	Nalco Company	FG0025L	FORT BEND	09/21/2007	4,750.00	950.00	3,800.00	0.00	0.00

* There are Multiple Respondent Names associated to this Case No.

Appendix 11: List of Administrative Orders Issued FY2008

Singles Program

Date Range Selected : 09/01/2007 - 08/31/2008

PGM	Case No.	Respondent Name	TCEQ ID	County	Order Date	Penalty Assessed	Penalty Deferred	Payable Amount	SEP Cost	SEP Offset
AQ	34378	Name: UNITED STATES ALUMINUM CORPORATION - TEXAS	34802	ELLIS	04/03/2008	27,900.00	5,580.00	11,160.00	11,160.00	11,160.00
AQ	35121	National Oilwell Varco, L.P.	1818	HARRIS	07/21/2008	12,445.00	2,489.00	9,956.00	0.00	0.00
AQ	30921	New Process Steel, L.P,	HG9460H	HARRIS	04/14/2008	3,000.00	0.00	3,000.00	0.00	0.00
AQ	32613	NEWLAND, SCOTT	80899	HARRISON	11/19/2007	20,000.00	0.00	20,000.00	0.00	0.00
AQ	34341	NRG Texas LP	75	LIMESTONE	02/08/2008	2,975.00	595.00	2,380.00	0.00	0.00
AQ	34875	Nutri-Feeds, Inc.		DEAF SMITH	06/05/2008	4,950.00	990.00	3,960.00	0.00	0.00
AQ	34318	Oasis Pipe Line Company Texas L.P.	4805500005	CALDWELL	02/25/2008	1,200.00	240.00	960.00	0.00	0.00
AQ	35199	Ogre, Inc.	2664	RANDALL	07/03/2008	2,425.00	485.00	1,940.00	0.00	0.00
AQ	34616	ONEOK Hydrocarbon Southwest, LLC	3956B	CHAMBERS	04/28/2008	2,808.00	561.00	2,247.00	0.00	0.00
AQ	33119	Owens Corning Composite Materials, LLC	1019	RANDALL	10/25/2007	2,925.00	585.00	2,340.00	0.00	0.00
AQ	35344	Owens Corning Composite Materials, LLC	1019	RANDALL	08/29/2008	16,600.00	3,320.00	13,280.00	0.00	0.00
AQ	35159	Owens Corning Roofing and Asphalt, LLC	1779	ELLIS	07/03/2008	5,000.00	1,000.00	4,000.00	0.00	0.00
AQ	29895	Oxbow Calcining LLC	1493	JEFFERSON	06/05/2008	32,004.00	0.00	17,892.00	14,112.00	14,112.00
AQ	34851	Oxy Vinyls, LP	3855B	HARRIS	04/28/2008	3,275.00	655.00	2,620.00	0.00	0.00
AQ	32779	Parker-Hannifin Corporation	46721	TARRANT	10/25/2007	3,672.00	734.00	2,938.00	0.00	0.00
AQ	31881	Pasadena Refining System, Inc.	20246	HARRIS	10/04/2007	20,438.00	0.00	20,438.00	0.00	0.00
AQ	33624	PD Glycol LP	JE0049K	JEFFERSON	01/28/2008	3,475.00	695.00	1,390.00	1,390.00	1,390.00
AQ	32600	PD Glycol LP	8639A	JEFFERSON	11/19/2007	30,412.00	0.00	15,206.00	15,206.00	15,206.00
AQ	34476	Peace Partners Car Wash, L.L.C.	EE1850E	EL PASO	05/22/2008	2,040.00	408.00	1,632.00	0.00	0.00
AQ	34614	Pelican Refining Company, LLC	1286	HARRIS	04/28/2008	9,120.00	1,824.00	7,296.00	0.00	0.00
AQ	33125	Plains Pipeline, L.P.	2669	WOOD	10/04/2007	2,000.00	400.00	1,600.00	0.00	0.00
AQ	33239	Prairie View A&M University	1711	WALLER	10/04/2007	2,500.00	500.00	2,000.00	0.00	0.00
AQ	24616	PRICE CONSTRUCTION, LTD.	7901	LUBBOCK	02/18/2008	5,500.00	0.00	5,500.00	0.00	0.00
AQ	35191	Prism Gas Systems I, L.P	815	HARRISON	07/21/2008	10,320.00	2,064.00	8,256.00	0.00	0.00
AQ	35359	Pyco Industries, Inc.	1075	LUBBOCK	07/21/2008	5,775.00	1,155.00	4,620.00	0.00	0.00
AQ	35430	Quala Systems, Inc.	48930	BRAZORIA	08/29/2008	1,000.00	200.00	800.00	0.00	0.00
AQ	34686	Quebecor World Dallas II Inc.	1247	DALLAS	02/25/2008	7,700.00	1,540.00	6,160.00	0.00	0.00
AQ	27287	RED DOG TRACK, INC.		PALO PINTO	02/18/2008	31,925.00	0.00	31,925.00	0.00	0.00
AQ	34162	Red Ewald, Inc.	17945	KARNES	02/08/2008	2,125.00	425.00	1,700.00	0.00	0.00
AQ	35106	Reliant Energy Channelview LP	2136	HARRIS	07/03/2008	2,250.00	450.00	1,800.00	0.00	0.00
AQ	34324	Republic Plastics, Ltd.	2680	GUADALUPE	02/18/2008	2,600.00	520.00	2,080.00	0.00	0.00
AQ	35124	RK Petroleum Corp.	35008	MARTIN	06/05/2008	1,875.00	375.00	1,500.00	0.00	0.00
AQ	34577	Rohm and Haas Texas Incorporated	8838	HARRIS	05/22/2008	85,500.00	17,100.00	34,200.00	34,200.00	34,200.00
AQ	33807	Rushing Paving Company, Ltd.	80986	GRAYSON	01/28/2008	2,675.00	535.00	2,140.00	0.00	0.00

Appendix 11: List of Administrative Orders Issued FY2008

Singles Program

Date Range Selected : 09/01/2007 - 08/31/2008

PGM	Case No.	Respondent Name	TCEQ ID	County	Order Date	Penalty Assessed	Penalty Deferred	Payable Amount	SEP Cost	SEP Offset
AQ	34612	SABINA PETROCHEMICALS LLC	41945	JEFFERSON	06/05/2008	24,625.00	4,925.00	9,850.00	9,850.00	9,850.00
AQ	33501	Sabine Cogen, LP	1843	ORANGE	01/28/2008	15,730.00	3,146.00	12,584.00	0.00	0.00
AQ	35345	Saint-Gobain Vetrotex America, Inc.	4848500010	WICHITA	07/03/2008	5,850.00	1,170.00	4,680.00	0.00	0.00
AQ	34301	Sand Express, L.P.	46900	COLORADO	06/19/2008	4,040.00	808.00	3,232.00	0.00	0.00
AQ	26872	SBBQS, INC.		RUSK	01/12/2008	1,050.00	0.00	1,050.00	0.00	0.00
AQ	35205	Shell Chemical LP	3179	HARRIS	08/15/2008	10,000.00	2,000.00	4,000.00	4,000.00	4,000.00
AQ	32895	Shell Pipeline Company LP	2733	JEFFERSON	11/19/2007	6,600.00	1,320.00	5,280.00	0.00	0.00
AQ	33240	Shell Pipeline Company LP	2739	JEFFERSON	01/12/2008	7,735.00	1,547.00	3,094.00	3,094.00	3,094.00
AQ	11244	Shintech Incorporated		BRAZORIA	09/21/2007	25,000.00	0.00	25,000.00	0.00	0.00
AQ	34655	Shintech Incorporated	1361	BRAZORIA	02/25/2008	2,475.00	495.00	1,980.00	0.00	0.00
AQ	34595	SI Group, Inc.	1431	BRAZORIA	04/14/2008	5,700.00	1,140.00	4,560.00	0.00	0.00
AQ	34328	Signal Hill Wichita Falls Power, LP	16750	WICHITA	02/18/2008	1,625.00	325.00	1,300.00	0.00	0.00
AQ	34531	Signal International Texas, L.P.	1355	JEFFERSON	03/08/2008	8,600.00	1,720.00	6,880.00	0.00	0.00
AQ	31130	Solutia Inc.	BL0038U	BRAZORIA	01/28/2008	45,597.00	0.00	22,799.00	22,798.00	22,798.00
AQ	24286	Solutia Inc.	BL0038U	BRAZORIA	11/19/2007	95,490.00	0.00	47,745.00	47,745.00	47,745.00
AQ	34805	Southern Forest Products, LLC	20804	NEWTON	06/05/2008	5,000.00	1,000.00	4,000.00	0.00	0.00
AQ	35360	Southern Star Concrete, Inc.	CP0084V	COLLIN	08/29/2008	1,045.00	209.00	418.00	418.00	418.00
AQ	34598	Southern Union Gas Services, Ltd.	02624	WINKLER	02/25/2008	1,875.00	375.00	1,500.00	0.00	0.00
AQ	34214	Southwest Convenience Stores, LLC	EE1165D	EL PASO	04/28/2008	21,240.00	4,248.00	8,496.00	8,496.00	8,496.00
AQ	35164	Southwest Convenience Stores, LLC	EE0995H	EL PASO	08/29/2008	24,860.00	4,972.00	19,888.00	0.00	0.00
AQ	34343	Southwest Convenience Stores, LLC	EE1188O	EL PASO	04/14/2008	17,450.00	3,490.00	6,980.00	6,980.00	6,980.00
AQ	35055	Southwest Convenience Stores, LLC		EL PASO	08/29/2008	20,230.00	4,046.00	16,184.00	0.00	0.00
AQ	33526	Southwest Shipyard, L.P.	1260	HARRIS	06/05/2008	77,276.00	0.00	38,638.00	38,638.00	38,638.00
AQ	33112	Southwestern Public Service Company	PG0041R	POTTER	11/09/2007	750.00	150.00	600.00	0.00	0.00
AQ	34365	Southwest-Tex Leasing Co., Inc.	EE1308F	EL PASO	02/25/2008	920.00	184.00	736.00	0.00	0.00
AQ	34986	Southwest-Tex Leasing Co., Inc.	EE1308F	EL PASO	06/19/2008	1,020.00	204.00	816.00	0.00	0.00
AQ	33923	Sport Auto Enterprise, Inc.		BEXAR	06/19/2008	500.00	100.00	400.00	0.00	0.00
AQ	34182	Stallion Oilfield Construction, LLC	82129L001	JOHNSON	02/25/2008	20,000.00	0.00	10,000.00	10,000.00	10,000.00
AQ	34578	Sunoco Pipeline L.P.	1307	SCURRY	05/22/2008	6,250.00	1,250.00	5,000.00	0.00	0.00
AQ	34174	Sunoco Pipeline L.P.	2688	NAVARRO	07/03/2008	6,000.00	1,200.00	4,800.00	0.00	0.00
AQ	35204	Sunoco, Inc. (R&M)	2314	HARRIS	08/15/2008	11,100.00	2,220.00	8,880.00	0.00	0.00
AQ	33079	Sunoco, Inc. (R&M)	5572B	HARRIS	02/08/2008	8,950.00	1,790.00	7,160.00	0.00	0.00
AQ	34479	Sunoco, Inc. (R&M)	5572B	HARRIS	04/03/2008	20,400.00	4,080.00	16,320.00	0.00	0.00
AQ	35035	Sunoco, Inc. (R&M)	5572B	HARRIS	07/03/2008	4,940.00	988.00	3,952.00	0.00	0.00
AQ	33747	SWIFT BEEF COMPANY	37234	MOORE	10/25/2007	1,050.00	210.00	840.00	0.00	0.00
AQ	34604	Targa Midstream Services Limited Partnership	5414	HARRIS	04/14/2008	2,990.00	598.00	2,392.00	0.00	0.00

Appendix 11: List of Administrative Orders Issued FY2008

Singles Program

Date Range Selected : 09/01/2007 - 08/31/2008

PGM	Case No.	Respondent Name	TCEQ ID	County	Order Date	Penalty Assessed	Penalty Deferred	Payable Amount	SEP Cost	SEP Offset
AQ	34613	Targa North Texas, LP	20232	YOUNG	04/28/2008	37,500.00	0.00	18,750.00	18,750.00	18,750.00
AQ	31963	Ten Hi Gin, Inc.	2318	GAINES	11/09/2007	2,500.00	500.00	2,000.00	0.00	0.00
AQ	35516	Tennessee Gas Pipeline Company	56321	JASPER	08/15/2008	2,050.00	410.00	1,640.00	0.00	0.00
AQ	33147	TERRAZAS, FRANCISCO	EE1557F	EL PASO	06/11/2008	2,200.00	0.00	2,200.00	0.00	0.00
AQ	33909	Tesco Industries, L.P.	AH0043O	AUSTIN	01/12/2008	4,000.00	800.00	3,200.00	0.00	0.00
AQ	34606	Texas Barge & Boat, Inc.	1698	BRAZORIA	06/05/2008	3,600.00	720.00	2,880.00	0.00	0.00
AQ	35096	Texas Petrochemicals LP	HG0562P	HARRIS	06/05/2008	6,575.00	1,315.00	2,630.00	2,630.00	2,630.00
AQ	35150	Texas Petrochemicals LP	HG0562P	HARRIS	05/22/2008	10,000.00	0.00	5,000.00	5,000.00	5,000.00
AQ	34806	Texas Petrochemicals LP	46307	HARRIS	02/25/2008	6,500.00	1,300.00	2,600.00	2,600.00	2,600.00
AQ	34646	Texas Petrochemicals LP	HG0562P	HARRIS	01/28/2008	10,266.00	2,053.00	4,107.00	4,106.00	4,106.00
AQ	35442	Texas Petrochemicals LP	HG0562P	HARRIS	08/15/2008	8,086.00	1,617.00	3,235.00	3,234.00	3,234.00
AQ	35379	Texas Petrochemicals LP	HG0562P	HARRIS	07/21/2008	7,075.00	1,415.00	2,830.00	2,830.00	2,830.00
AQ	34912	Texas Petrochemicals LP	HG0562P	HARRIS	04/14/2008	6,500.00	1,300.00	2,600.00	2,600.00	2,600.00
AQ	34331	Texas Petrochemicals LP	46307	HARRIS	01/12/2008	10,000.00	2,000.00	4,000.00	4,000.00	4,000.00
AQ	34197	Texas Petrochemicals LP	46307	HARRIS	04/28/2008	33,250.00	6,650.00	13,300.00	13,300.00	13,300.00
AQ	35177	Texas Petrochemicals LP	1327	JEFFERSON	07/21/2008	3,600.00	720.00	2,880.00	0.00	0.00
AQ	33074	Texas Petrochemicals LP	20485	JEFFERSON	11/09/2007	2,500.00	500.00	2,000.00	0.00	0.00
AQ	34761	Texas Petrochemicals LP	46307	HARRIS	04/03/2008	13,566.00	2,713.00	5,427.00	5,426.00	5,426.00
AQ	33533	Texmark Chemicals, Inc.	1363	HARRIS	02/18/2008	75,692.00	15,138.00	30,277.00	30,277.00	30,277.00
AQ	32840	The Dow Chemical Company	HGA005E	HARRIS	12/20/2007	14,000.00	2,800.00	5,600.00	5,600.00	5,600.00
AQ	34867	The Dow Chemical Company	834	BRAZORIA	06/19/2008	44,450.00	8,890.00	17,780.00	17,780.00	17,780.00
AQ	33152	The Dow Chemical Company	BL0082R	BRAZORIA	04/03/2008	34,670.00	6,934.00	13,868.00	13,868.00	13,868.00
AQ	33128	The Goodyear Tire & Rubber Company	1593	JEFFERSON	12/20/2007	6,450.00	1,290.00	5,160.00	0.00	0.00
AQ	35451	The Goodyear Tire & Rubber Company	6618	HARRIS	08/15/2008	5,600.00	1,120.00	4,480.00	0.00	0.00
AQ	32115	The Goodyear Tire & Rubber Company	1593	JEFFERSON	01/28/2008	102,564.00	20,512.00	41,026.00	41,026.00	41,026.00
AQ	34789	The Goodyear Tire & Rubber Company	1593	JEFFERSON	05/22/2008	6,475.00	1,295.00	2,590.00	2,590.00	2,590.00
AQ	34019	The Goodyear Tire & Rubber Company	HG0289K	HARRIS	11/19/2007	4,450.00	890.00	1,780.00	1,780.00	1,780.00
AQ	34445	The Hertz Corporation	EE1145J	EL PASO	02/08/2008	1,100.00	220.00	880.00	0.00	0.00
AQ	34459	The Premcor Refining Group Inc.	6825A	JEFFERSON	04/14/2008	30,400.00	0.00	15,200.00	15,200.00	15,200.00
AQ	33805	The Premcor Refining Group Inc.	6825A	JEFFERSON	02/25/2008	25,150.00	5,030.00	10,060.00	10,060.00	10,060.00
AQ	32479	The Premcor Refining Group Inc.	6825	JEFFERSON	01/12/2008	64,625.00	0.00	32,313.00	32,312.00	32,312.00
AQ	29721	The Premcor Refining Group Inc.	JE0042B	JEFFERSON	09/21/2007	43,437.00	0.00	21,719.00	21,718.00	21,718.00
AQ	32927	The Premcor Refining Group Inc.	2229	JEFFERSON	12/20/2007	56,166.00	0.00	28,083.00	28,083.00	28,083.00
AQ	16384	The Shredder Company, LLC	23499	EL PASO	06/19/2008	40,560.00	0.00	40,560.00	0.00	0.00
AQ	34200	Thelin Recycling Company, L.P.	TA3987H	TARRANT	02/25/2008	9,100.00	1,820.00	7,280.00	0.00	0.00
AQ	35609	Tige Boats, Inc.	2674	TAYLOR	08/15/2008	5,000.00	1,000.00	4,000.00	0.00	0.00
AQ	34513	Tige Boats, Inc.	2674	TAYLOR	02/08/2008	4,750.00	950.00	3,800.00	0.00	0.00

Appendix 11: List of Administrative Orders Issued FY2008

Singles Program

Date Range Selected : 09/01/2007 - 08/31/2008

PGM	Case No.	Respondent Name	TCEQ ID	County	Order Date	Penalty Assessed	Penalty Deferred	Payable Amount	SEP Cost	SEP Offset
AQ	34551	TOTAL PETROCHEMICALS USA, INC.	HG0036S	HARRIS	04/28/2008	17,697.00	3,539.00	14,158.00	0.00	0.00
AQ	35534	TOTAL PETROCHEMICALS USA, INC.	78963	HARRIS	08/29/2008	8,450.00	1,690.00	6,760.00	0.00	0.00
AQ	34722	TOTAL PETROCHEMICALS USA, INC.	HG0036S	HARRIS	04/03/2008	8,525.00	1,705.00	6,820.00	0.00	0.00
AQ	35298	TOTAL PETROCHEMICALS USA, INC.	HG0036S	HARRIS	07/21/2008	25,764.00	5,152.00	20,612.00	0.00	0.00
AQ	34195	TOTAL PETROCHEMICALS USA, INC.	3908B	HARRIS	01/28/2008	7,750.00	1,550.00	6,200.00	0.00	0.00
AQ	34486	TOTAL PETROCHEMICALS USA, INC.	5264	HARRIS	04/14/2008	7,050.00	1,410.00	2,820.00	2,820.00	2,820.00
AQ	33781	Transcontinental Gas Pipe Line Corporation	MH0047W	MATAGORDA	02/08/2008	10,000.00	2,000.00	8,000.00	0.00	0.00
AQ	33230	Trinity Industries, Inc.	OC0024J	ORANGE	11/19/2007	12,000.00	2,400.00	9,600.00	0.00	0.00
AQ	35167	Trunkline Gas Company, LLC	73000	HARRIS	07/21/2008	13,800.00	2,760.00	5,520.00	5,520.00	5,520.00
AQ	32820	U.S. Minerals, LLC	18048	GALVESTON	10/04/2007	26,035.00	5,207.00	20,828.00	0.00	0.00
AQ	32622	Union Carbide Corporation	1914	GALVESTON	03/08/2008	76,450.00	15,290.00	30,580.00	30,580.00	30,580.00
AQ	34559	United Copper Industries, Inc.	2828	DENTON	03/08/2008	1,625.00	325.00	1,300.00	0.00	0.00
AQ	34700	United Structures of America, Inc.	HG1387C	HARRIS	04/03/2008	2,475.00	495.00	1,980.00	0.00	0.00
AQ	27415	University of Texas Medical Branch at Galveston	18655	GALVESTON	09/21/2007	11,400.00	2,280.00	0.00	9,120.00	9,120.00
AQ	34853	US Petroleum Depot, Inc.	82549	CAMERON	06/05/2008	2,850.00	570.00	2,280.00	0.00	0.00
AQ	35136	Valero Refining-Texas, L.P.	39142	GALVESTON	07/03/2008	10,000.00	2,000.00	4,000.00	4,000.00	4,000.00
AQ	34312	Valero Refining-Texas, L.P.	2937	NUECES	04/14/2008	8,800.00	1,760.00	3,520.00	3,520.00	3,520.00
AQ	34641	Valero Refining-Texas, L.P.	39142	GALVESTON	06/19/2008	8,600.00	1,720.00	3,440.00	3,440.00	3,440.00
AQ	35157	Valero Refining-Texas, L.P.	HG0130C	HARRIS	06/19/2008	10,270.00	2,054.00	4,108.00	4,108.00	4,108.00
AQ	35056	Valero Refining-Texas, L.P.	48982	HARRIS	07/03/2008	41,500.00	8,300.00	16,600.00	16,600.00	16,600.00
AQ	34610	Valero Refining-Texas, L.P.	38754	NUECES	04/03/2008	34,125.00	0.00	17,063.00	17,062.00	17,062.00
AQ	33225	Valero Refining-Texas, L.P.	HG0130C	HARRIS	11/09/2007	46,150.00	0.00	23,075.00	23,075.00	23,075.00
AQ	34186	VIKING POOLS, LLC	2438	MIDLAND	02/08/2008	6,750.00	1,350.00	5,400.00	0.00	0.00
AQ	34568	Viridis Energy (Texas), LP	2565	HARRIS	06/19/2008	7,455.00	1,491.00	5,964.00	0.00	0.00
AQ	34399	Viridis Energy (Texas), LP	2538	GALVESTON	04/14/2008	4,387.00	877.00	3,510.00	0.00	0.00
AQ	34567	Viridis Energy (Texas), LP	2574	CHAMBERS	04/28/2008	7,455.00	1,491.00	5,964.00	0.00	0.00
AQ	34205	Water World Fiberglass Pools (U.S.A.) Inc.	2808	GUADALUPE	02/08/2008	2,850.00	570.00	2,280.00	0.00	0.00
AQ	34720	Weirich Bros., Inc.	KG0017H	KIMBLE	04/28/2008	1,320.00	264.00	1,056.00	0.00	0.00
AQ	34599	Wharton County Power Partners, L.P.	86	WHARTON	02/25/2008	11,000.00	2,200.00	8,800.00	0.00	0.00
AQ	33455	WTG Gas Processing, L.P.	4822700003	HOWARD	01/28/2008	46,291.00	9,258.00	37,033.00	0.00	0.00
AQ	34702	WTG Jameson, L.P.	RK0063D	RUNNELS	04/28/2008	970.00	194.00	776.00	0.00	0.00
AQ	35012	Wylar Industrial Works, Inc.	EE0699O	EL PASO	06/19/2008	920.00	184.00	736.00	0.00	0.00
AQ	34387	Ya Razzak, Inc.	EE1961R	EL PASO	02/08/2008	1,200.00	240.00	960.00	0.00	0.00
AQ	24907	YARBROUGH, JOSEPH		YOUNG	06/11/2008	1,050.00	0.00	1,050.00	0.00	0.00

Appendix 11: List of Administrative Orders Issued FY2008

Singles Program

Date Range Selected : 09/01/2007 - 08/31/2008

PGM	Case No.	Respondent Name	TCEQ ID	County	Order Date	Penalty Assessed	Penalty Deferred	Payable Amount	SEP Cost	SEP Offset	
AQ	35195	Ysleta Independent School District	EE1018R	EL PASO	08/15/2008	1,140.00	228.00	912.00	0.00	0.00	
AQ	34310	Ysleta Independent School District	EE1018R	EL PASO	04/03/2008	1,340.00	268.00	1,072.00	0.00	0.00	
AQ Orders Issued: 381						Total:	8,818,323.00	986,843.00	4,891,889.50	2,939,590.50	2,939,590.50

Appendix 11: List of Administrative Orders Issued FY2008

Singles Program

Date Range Selected : 09/01/2007 - 08/31/2008

PGM	Case No.	Respondent Name	TCEQ ID	County	Order Date	Penalty Assessed	Penalty Deferred	Payable Amount	SEP Cost	SEP Offset
DC	30114	Abdulaziz Ibrahim dba Specialty Cleaners	103955332	DALLAS	02/08/2008	889.00	0.00	889.00	0.00	0.00
DC	30973	Aesthetic Developers, Inc.	TXR000075085	BRAZOS	10/25/2007	3,555.00	0.00	3,555.00	0.00	0.00
DC	30283	AGUAS MART DBA A1 DRY CLEANERS	104967260	WEBB	02/08/2008	1,185.00	237.00	948.00	0.00	0.00
DC	30130	AHMED, TAUFIQ H	104963939	TARRANT	06/19/2008	889.00	0.00	889.00	0.00	0.00
DC	30797	ALI, MOHAMMED SADIQ	104160924	DALLAS	08/10/2008	1,185.00	0.00	1,185.00	0.00	0.00
DC	31103	BILLY C JONES	104402268	HARRIS	02/18/2008	1,185.00	0.00	1,185.00	0.00	0.00
DC	30802	Bothina J Al Hussein	104096995	HARRIS	01/28/2008	1,185.00	237.00	948.00	0.00	0.00
DC	30690	Bruce H Paek		DALLAS	09/21/2007	1,185.00	0.00	1,185.00	0.00	0.00
DC	30912	Canyon Cleaners, Inc	104996137	FORT BEND	02/08/2008	1,185.00	237.00	948.00	0.00	0.00
DC	30811	Carol D. Shumaker		DALLAS	11/19/2007	1,185.00	0.00	1,185.00	0.00	0.00
DC	29877	CARTER, BRANDY L	104964564	CALDWELL	04/04/2008	1,067.00	0.00	1,067.00	0.00	0.00
DC	30348	CHEA, PUTHY	104962055	DALLAS	02/18/2008	889.00	0.00	889.00	0.00	0.00
DC	30639	CLASSIC PRESS, INC.	TX0000241679	HARRIS	04/23/2008	1,185.00	0.00	1,185.00	0.00	0.00
DC	30760	Dark Angel Investments, Inc.	TXR000071720	FORT BEND	10/25/2007	1,980.00	0.00	1,980.00	0.00	0.00
DC	29955	Desi Services Incorporated	103959615	TARRANT	02/18/2008	889.00	178.00	711.00	0.00	0.00
DC	30113	Doyle Reid's Cleaners & Laundry Inc.	TXR000074997	LLANO	11/19/2007	3,555.00	711.00	2,844.00	0.00	0.00
DC	30964	ELITE DRYCLEANERS, INC.	103970794	HARRIS	07/21/2008	1,066.00	213.00	853.00	0.00	0.00
DC	30683	Frances Alvarez	69509	JONES	05/22/2008	1,185.00	0.00	1,185.00	0.00	0.00
DC	30711	HA YOUNG SHIN	105004030	HARRIS	01/28/2008	889.00	0.00	889.00	0.00	0.00
DC	30785	HILDA QUIROS	TXR000074385	CAMERON	09/21/2007	1,185.00	0.00	1,185.00	0.00	0.00
DC	31025	HWANG, SUNG JA	104086582	BELL	02/18/2008	853.00	0.00	853.00	0.00	0.00
DC	29651	IVORY CLEANERS II, INC.	102018033		04/14/2008	280.00	0.00	280.00	0.00	0.00
DC	30861	JAFFRI, RIFAT		DALLAS	09/21/2007	1,185.00	237.00	948.00	0.00	0.00
DC	31006	James R. Coleman	103952735	DALLAS	01/12/2008	1,185.00	0.00	1,185.00	0.00	0.00
DC	30982	JAWAID, ROUQAIYA		DENTON	11/19/2007	225.00	45.00	180.00	0.00	0.00
DC	31127	Jimmy N Tu		HARRIS	04/03/2008	1,185.00	237.00	948.00	0.00	0.00
DC	30121	JNCHO INC.	103954442	TARRANT	08/15/2008	889.00	178.00	711.00	0.00	0.00
DC	30717	JON E CUSHMAN	104992102	HARRIS	06/05/2008	945.00	0.00	945.00	0.00	0.00
DC	31167	Jose B Juarez	104028014	HARRIS	02/08/2008	1,185.00	0.00	1,185.00	0.00	0.00
DC	29912	JUNG, SONG		COLLIN	12/20/2007	1,067.00	0.00	1,067.00	0.00	0.00
DC	30886	K. B. Master Cleaners, Inc.	104995139	HARRIS	06/19/2008	1,185.00	0.00	1,185.00	0.00	0.00
DC	31166	KATY CRYSTAL CLEANERS, INC.	TXR000073114	HARRIS	10/04/2007	3,555.00	711.00	2,844.00	0.00	0.00
DC	29715	Kelvin Ho aka Toan A Ho	104959929	TARRANT	02/08/2008	1,185.00	0.00	1,185.00	0.00	0.00
DC	30579	Ken Young	104998638	HARRIS	02/18/2008	1,185.00	0.00	1,185.00	0.00	0.00
DC	31098	Kirby-Dunstan, Inc. dba Le Bon Cleaners	TXR000071209	HARRIS	12/20/2007	1,185.00	0.00	1,185.00	0.00	0.00

Appendix 11: List of Administrative Orders Issued FY2008

Singles Program

Date Range Selected : 09/01/2007 - 08/31/2008

PGM	Case No.	Respondent Name	TCEQ ID	County	Order Date	Penalty Assessed	Penalty Deferred	Payable Amount	SEP Cost	SEP Offset	
DC	31010	L&L AG Products, Inc.		BOWIE	10/25/2007	1,185.00	0.00	1,185.00	0.00	0.00	
DC	31208	LAM, TRINH THUY	TXR000070961	HARRIS	11/09/2007	1,067.00	0.00	1,067.00	0.00	0.00	
DC	31100	M D C M S, INC. DBA MILLENNIUM DRY CLEANERS		DALLAS	01/09/2008	1,185.00	0.00	1,185.00	0.00	0.00	
DC	30620	MAI BUI NGUYEN	104066824	BRAZORIA	02/18/2008	2,667.00	0.00	2,667.00	0.00	0.00	
DC	30429	MESFIN, HAILU SIMA	104962196	DALLAS	07/03/2008	1,185.00	237.00	948.00	0.00	0.00	
DC	30944	Mimi Hoang Investment Inc.	101637320	HARRIS	07/03/2008	3,555.00	711.00	2,844.00	0.00	0.00	
DC	30862	MOHAMMAD HAROON MEMON	104990593	DALLAS	04/23/2008	1,185.00	0.00	1,185.00	0.00	0.00	
DC	30709	Mubeen Enterprise, Inc.	104996459	FORT BEND	07/09/2008	1,185.00	0.00	1,185.00	0.00	0.00	
DC	30678	NGUYEN, TONY	TXR000023481	HARRIS	09/20/2007	1,185.00	0.00	1,185.00	0.00	0.00	
DC	30951	P & N Star Enterprises, Inc.		DALLAS	09/21/2007	1,185.00	0.00	1,185.00	0.00	0.00	
DC	30659	Park Jin	104995121	HARRIS	02/25/2008	1,185.00	0.00	1,185.00	0.00	0.00	
DC	30868	PARK, DAN		DALLAS	11/09/2007	1,185.00	0.00	1,185.00	0.00	0.00	
DC	30644	PARK, HYUNG S	102753597	COLLIN	12/20/2007	889.00	0.00	889.00	0.00	0.00	
DC	30622	PIA LINDA N VAN THO	TXR000069674	HARRIS	09/21/2007	1,185.00	0.00	1,185.00	0.00	0.00	
DC	30144	PILARCIK, DEBORAH L GODFREY	104962683	TARRANT	03/08/2008	1,185.00	0.00	1,185.00	0.00	0.00	
DC	30111	QASWA ENTERPRISE LLC		TARRANT	11/09/2007	1,185.00	0.00	1,185.00	0.00	0.00	
DC	30367	RODRIGUEZ, JUAN J	103957320	DALLAS	06/25/2008	140.00	0.00	140.00	0.00	0.00	
DC	30998	Summit Cleaners, Inc.	102167004	HARRIS	02/08/2008	1,778.00	0.00	1,778.00	0.00	0.00	
DC	30594	Tidwell Super Cleaners, Inc.	103987962	HARRIS	08/29/2008	889.00	178.00	711.00	0.00	0.00	
DC	30684	TWIN LAKES ENTERPRISES, INC.	104186945	HARRIS	07/03/2008	2,370.00	0.00	2,370.00	0.00	0.00	
DC	31028	Wholesale Cleaners, Inc.	104983895	HARRIS	01/28/2008	1,185.00	0.00	1,185.00	0.00	0.00	
DC	30740	Willie Scales	TXR000069955		12/20/2007	2,370.00	0.00	2,370.00	0.00	0.00	
DC	30911	WOODS, GERRY L	104967047	DALLAS	02/18/2008	1,185.00	0.00	1,185.00	0.00	0.00	
DC	29967	Zucker Enterprises, Inc.	TXR000069930	EL PASO	11/19/2007	1,778.00	356.00	1,422.00	0.00	0.00	
DC	30674	Zul Noorane		HARRIS	02/08/2008	1,185.00	0.00	1,185.00	0.00	0.00	
DC Orders Issued: 60						Total:	80,090.00	4,703.00	75,387.00	0.00	0.00
ER	35049	Diamondback Pumping Service, L.P.		JOHNSON	06/05/2008	8,570.00	0.00	8,570.00	0.00	0.00	
ER	14132	MCKILLIP, MARK	TXR000066159	COMANCHE	02/18/2008	3,500.00	0.00	3,500.00	0.00	0.00	
ER Orders Issued: 2						Total:	12,070.00	0.00	12,070.00	0.00	0.00

Appendix 11: List of Administrative Orders Issued FY2008

Singles Program

Date Range Selected : 09/01/2007 - 08/31/2008

PGM	Case No.	Respondent Name	TCEQ ID	County	Order Date	Penalty Assessed	Penalty Deferred	Payable Amount	SEP Cost	SEP Offset
IHW	33536	AIRBORN, INC.	37472	DALLAS	10/25/2007	3,000.00	600.00	2,400.00	0.00	0.00
IHW	31793	Akzo Nobel Polymer Chemicals LLC	30281	HARRIS	10/04/2007	112,770.00	22,554.00	45,108.00	45,108.00	45,108.00
IHW	33227	Ameriforge Corporation	90266	HARRIS	06/05/2008	3,102.00	620.00	2,482.00	0.00	0.00
IHW	31163	BASF Corporation	33849	HARRIS	09/21/2007	4,239.00	848.00	3,391.00	0.00	0.00
IHW	32650	BFI Waste Services of Texas, LP	40034		10/25/2007	1,100.00	220.00	880.00	0.00	0.00
IHW	27827	CSA Limited, Inc.	31504	HARRIS	04/03/2008	65,392.00	0.00	32,696.00	32,696.00	32,696.00
IHW	32500	E. I. du Pont de Nemours and Company	30010	JEFFERSON	11/09/2007	137,600.00	0.00	137,600.00	0.00	0.00
IHW	34745	Georgia Gulf Chemicals & Vinyls, LLC	31608	HARRIS	06/05/2008	29,510.00	5,902.00	23,608.00	0.00	0.00
IHW	34737	Gulf Chemical & Metallurgical Corporation	30952	BRAZORIA	06/19/2008	3,600.00	720.00	2,880.00	0.00	0.00
IHW	26818	JOHNSON, JOE BOY	F1852	MCCULLOCH	11/19/2007	2,500.00	0.00	2,500.00	0.00	0.00
IHW	30856	Kaspar Electroplating Corporation	35002	LAVACA	07/23/2008	17,500.00	0.00	17,500.00	0.00	0.00
IHW	34448	MURPAKS INC	34809	KIMBLE	04/03/2008	3,690.00	738.00	2,952.00	0.00	0.00
IHW	33279	Poly-America GP, LLC	20242	DALLAS	11/19/2007	1,000.00	200.00	800.00	0.00	0.00
IHW	33085	PSC Recovery Systems, Inc.	TXD102599339	DALLAS	11/19/2007	1,020.00	204.00	816.00	0.00	0.00
IHW	33300	TAYLORCRAFT AVIATION LLC	TXD066429028	CAMERON	05/18/2008	8,400.00	0.00	8,400.00	0.00	0.00
IHW	34952	The Dow Chemical Company	30106	BRAZORIA	08/15/2008	51,600.00	10,320.00	20,640.00	20,640.00	20,640.00
IHW	34691	THOMAS M THORP DBA THORPS LAUNDRY	64134	SUTTON	06/19/2008	5,450.00	1,090.00	4,360.00	0.00	0.00
IHW	31402	W. Silver, Inc.	20498	EL PASO	03/08/2008	3,696.00	739.00	2,957.00	0.00	0.00
IHW Orders Issued: 18						Total:				
						455,169.00	44,755.00	311,970.00	98,444.00	98,444.00

Appendix 11: List of Administrative Orders Issued FY2008

Singles Program

Date Range Selected : 09/01/2007 - 08/31/2008

PGM	Case No.	Respondent Name	TCEQ ID	County	Order Date	Penalty Assessed	Penalty Deferred	Payable Amount	SEP Cost	SEP Offset
MSW	33303	ALVAREZ, ARMANDO	455150114	CAMERON	05/18/2008	2,625.00	0.00	2,625.00	0.00	0.00
MSW	34729	Arbor Care, Inc.	100128	HARRIS	04/28/2008	4,415.00	883.00	3,532.00	0.00	0.00
MSW	32510	Bastrop County	C80893	BASTROP	10/25/2007	10,250.00	2,050.00	8,200.00	0.00	0.00
MSW	30699	BEALE, EDDIE		NACOGDOCHES	02/18/2008	6,300.00	0.00	6,300.00	0.00	0.00
MSW	25608	BURKHARDT, DONALD	100033	HARRIS	11/09/2007	6,774.00	0.00	6,774.00	0.00	0.00
MSW	24703	Capitol City Disposal, Inc.		TRAVIS	06/05/2008	8,700.00	0.00	8,700.00	0.00	0.00
MSW	34943	CCAA, L.L.C.		BRAZOS	06/05/2008	1,387.00	277.00	1,110.00	0.00	0.00
MSW	33900	CCRS - Consolidated Construction Recycling Services, Ltd.	100075	DALLAS	06/19/2008	2,000.00	400.00	1,600.00	0.00	0.00
MSW	33719	CHOATE, ROBERT	26972	JEFFERSON	04/14/2008	5,250.00	1,050.00	4,200.00	0.00	0.00
MSW	34339	City of Archer City	40008	ARCHER	04/03/2008	1,100.00	220.00	880.00	0.00	0.00
MSW	29332	City of Crockett	40114	HOUSTON	11/19/2007	3,350.00	670.00	0.00	2,680.00	2,680.00
MSW	33499	City of Edcouch	455150156	HIDALGO	01/12/2008	750.00	150.00	600.00	0.00	0.00
MSW	32858	CITY OF EL PASO	729A	EL PASO	01/12/2008	23,100.00	4,620.00	0.00	18,480.00	18,480.00
MSW	34956	City Of Eldorado	2264	SCHLEICHER	06/05/2008	4,810.00	962.00	3,848.00	0.00	0.00
MSW	34796	City Of Mason	195	MASON	06/19/2008	11,550.00	2,310.00	0.00	9,240.00	9,240.00
MSW	29592	City Of San Angelo	79	TOM GREEN	04/28/2008	1,380.00	0.00	1,380.00	0.00	0.00
MSW	12691	City of Waco	948A	MCLENNAN	02/08/2008	18,750.00	0.00	0.00	18,750.00	18,750.00
MSW	34894	City of Wichita Falls	1428A	WICHITA	07/21/2008	15,100.00	3,020.00	12,080.00	0.00	0.00
MSW	34215	CLAUBAUGH, STEVE		MIDLAND	02/25/2008	4,000.00	800.00	3,200.00	0.00	0.00
MSW	35238	COLLINS, ROGER		FALLS	08/15/2008	920.00	184.00	736.00	0.00	0.00
MSW	35263	CONNER, HERSHEL W		BOSQUE	07/03/2008	1,070.00	214.00	856.00	0.00	0.00
MSW	34349	Custom Crushed Stone, Inc.		BEXAR	02/08/2008	10,000.00	2,000.00	8,000.00	0.00	0.00
MSW	32113	D&KW Family, L.P. *	455040170	TARRANT	09/21/2007	2,000.00	400.00	1,600.00	0.00	0.00
MSW	31939	David D. Smith Construction, Inc.		CORYELL	08/15/2008	18,525.00	0.00	18,525.00	0.00	0.00
MSW	25911	DENTLER, HUGH DOUG *	COT009	NUECES	07/09/2008	17,500.00	0.00	17,500.00	0.00	0.00
MSW	33083	Dial Lubricants, Inc.	A85485	DALLAS	10/04/2007	900.00	180.00	720.00	0.00	0.00
MSW	31940	DONALDSON, LORRAINE		BELL	08/15/2008	19,760.00	0.00	19,760.00	0.00	0.00
MSW	32739	DUGAS, KEVIN		JEFFERSON	10/04/2007	7,500.00	1,500.00	6,000.00	0.00	0.00
MSW	26948	Duval County	1481	DUVAL	10/25/2007	9,095.00	0.00	0.00	9,095.00	9,095.00
MSW	32634	El Paso Press/Box, Inc.		EL PASO	10/25/2007	7,500.00	1,500.00	6,000.00	0.00	0.00
MSW	33229	Environmental Recycle Inc.	100115	COLLIN	04/03/2008	3,640.00	0.00	3,640.00	0.00	0.00
MSW	33077	Fiesta Nursery Co., Inc.		BEXAR	10/04/2007	22,800.00	0.00	22,800.00	0.00	0.00
MSW	34532	Fort Bend Regional Landfill, LP	2270	FORT BEND	05/22/2008	15,500.00	3,100.00	12,400.00	0.00	0.00
MSW	33476	GALLISON, MARTHA	6027052	HARRIS	03/08/2008	5,940.00	1,188.00	4,752.00	0.00	0.00
MSW	28006	Garcia, Jamie - Alameda Bldg.	UNA455140027	CAMERON	05/22/2008	3,000.00	0.00	3,000.00	0.00	0.00
MSW	34733	GRIFFITH, DAVID		NACOGDOCHES	03/08/2008	500.00	100.00	400.00	0.00	0.00

*There are Multiple Respondent Names associated to this Case No.

Appendix 11: List of Administrative Orders Issued FY2008

Singles Program

Date Range Selected : 09/01/2007 - 08/31/2008

PGM	Case No.	Respondent Name	TCEQ ID	County	Order Date	Penalty Assessed	Penalty Deferred	Payable Amount	SEP Cost	SEP Offset	
MSW	34856	Hardin County	455100057	HARDIN	08/15/2008	6,060.00	1,212.00	0.00	4,848.00	4,848.00	
MSW	33084	Harrison County	307	HARRISON	04/03/2008	8,800.00	0.00	0.00	8,800.00	8,800.00	
MSW	30646	Hartley County	787	HARTLEY	02/08/2008	14,280.00	2,856.00	0.00	11,424.00	11,424.00	
MSW	25832	HODGES, CHARLES D	455040157	TARRANT	03/28/2008	30,000.00	0.00	30,000.00	0.00	0.00	
MSW	34644	James & Vickie Enterprises, Inc.	455100052	HARDIN	03/08/2008	2,156.00	431.00	1,725.00	0.00	0.00	
MSW	31841	JTB Recycling Facility, Inc.	40164	JEFFERSON	10/04/2007	3,255.00	651.00	2,604.00	0.00	0.00	
MSW	33552	K & M Broussard Co.		JEFFERSON	02/08/2008	262.00	52.00	210.00	0.00	0.00	
MSW	32440	Los Betos Caliche Pit, L.L.C.	455150152	HIDALGO	10/25/2007	1,000.00	200.00	800.00	0.00	0.00	
MSW	33339	LYNCH, JAMES		HUDSPETH	10/25/2007	1,050.00	210.00	840.00	0.00	0.00	
MSW	33720	Manshack & Sons, Inc.		ORANGE	04/14/2008	2,540.00	508.00	2,032.00	0.00	0.00	
MSW	16184	MARISCAL, MARCOS	455150025	HIDALGO	02/18/2008	10,500.00	0.00	10,500.00	0.00	0.00	
MSW	32800	MERCADO, PHILLIP	455150153	HIDALGO	04/03/2008	22,500.00	0.00	22,500.00	0.00	0.00	
MSW	31442	Michael Daniel DBA Mikes Tire	WA0014	LEON	02/18/2008	5,250.00	0.00	5,250.00	0.00	0.00	
MSW	5947	NICHOLS, R C	455100029	SAN JACINTO	01/12/2008	6,650.00	0.00	6,650.00	0.00	0.00	
MSW	34227	PANAGOPOULOS, JOE E		BEXAR	02/25/2008	1,000.00	200.00	800.00	0.00	0.00	
MSW	32825	Polk County	1384A	POLK	07/03/2008	7,500.00	1,500.00	0.00	6,000.00	6,000.00	
MSW	23124	Positive Impact Waste Solutions, LLC	50070	ECTOR	01/12/2008	14,100.00	0.00	14,100.00	0.00	0.00	
MSW	33899	Pulte Homes of Texas, L.P.	455040178	DENTON	02/18/2008	1,500.00	300.00	1,200.00	0.00	0.00	
MSW	34148	R. C. Smith Companies, Ltd.	25520	MONTGOMERY	01/28/2008	2,250.00	450.00	1,800.00	0.00	0.00	
MSW	31794	Rod Packard DBA Packard Tire Service	25032	NUECES	09/21/2007	2,400.00	480.00	1,920.00	0.00	0.00	
MSW	33646	Seven Sanders Companies, Inc.	100120	LUBBOCK	01/28/2008	5,690.00	1,138.00	4,552.00	0.00	0.00	
MSW	32427	Southwest Tire Disposal, LLC	6200001	ECTOR	10/04/2007	2,500.00	500.00	2,000.00	0.00	0.00	
MSW	31443	Starr County	1762	STARR	06/05/2008	22,960.00	0.00	0.00	22,960.00	22,960.00	
MSW	27427	Stericycle, Inc.	2222	MONTGOMERY	04/03/2008	8,400.00	1,680.00	3,360.00	3,360.00	3,360.00	
MSW	32450	STOVALL, GREG EDWARD		BEXAR	09/21/2007	2,000.00	400.00	1,600.00	0.00	0.00	
MSW	33999	Texas Department of Transportation		SAN JACINTO	02/18/2008	1,875.00	375.00	0.00	1,500.00	1,500.00	
MSW	32890	The JHM & KPM Company LLC	455040177	TARRANT	11/09/2007	1,020.00	204.00	816.00	0.00	0.00	
MSW	24883	Tyson Alther	455100041	JEFFERSON	10/04/2007	6,300.00	0.00	6,300.00	0.00	0.00	
MSW	32329	VAUGHN, ANTHONY		LUBBOCK	02/25/2008	1,070.00	214.00	856.00	0.00	0.00	
MSW	33504	WALL, ROGER		SAN AUGUSTINE	02/25/2008	5,250.00	1,050.00	4,200.00	0.00	0.00	
MSW	33472	WASHINGTON, ALVIN		TRAVIS	12/20/2007	1,050.00	210.00	840.00	0.00	0.00	
MSW	32002	Wilke Tire Service, Inc.	5533	NUECES	06/19/2008	5,250.00	0.00	5,250.00	0.00	0.00	
MSW	34382	WILLIAMS, STEVE	UNA455140037	VICTORIA	03/08/2008	8,500.00	1,700.00	6,800.00	0.00	0.00	
MSW Orders Issued: 69						Total:	492,659.00	44,299.00	331,223.00	117,137.00	117,137.00

Appendix 11: List of Administrative Orders Issued FY2008

Singles Program

Date Range Selected : 09/01/2007 - 08/31/2008

PGM	Case No.	Respondent Name	TCEQ ID	County	Order Date	Penalty Assessed	Penalty Deferred	Payable Amount	SEP Cost	SEP Offset
OL	31240	AGUILAR, FELIX		HARRIS	12/20/2007	562.00	0.00	562.00	0.00	0.00
OL	33068	ALDRUP, WILLIAM M	BP0001346	BEXAR	07/23/2008	7,500.00	0.00	7,500.00	0.00	0.00
OL	35337	ALLEN, RAYMOND		RANDALL	08/29/2008	210.00	0.00	210.00	0.00	0.00
OL	33162	AMEZQUITA, NICOLAS		HARRIS	02/18/2008	656.00	0.00	656.00	0.00	0.00
OL	32873	BROWN, TERRY		TARRANT	03/28/2008	250.00	0.00	250.00	0.00	0.00
OL	32763	BURSE, STANLEY		WILLIAMSON	09/21/2007	625.00	125.00	500.00	0.00	0.00
OL	33020	CARTWRIGHT, SERENA		HAYS	10/04/2007	262.00	52.00	210.00	0.00	0.00
OL	34608	CHAMBERS, CLIFF J		HARDIN	01/28/2008	175.00	0.00	175.00	0.00	0.00
OL	27174	CRAWFORD, RICKY D		MCCULLOCH	11/19/2007	2,000.00	0.00	2,000.00	0.00	0.00
OL	31375	CRUZ, ALEX L		BEXAR	02/01/2008	625.00	0.00	625.00	0.00	0.00
OL	34596	DELUNA, FRANCISCO		BRAZOS	07/03/2008	262.00	52.00	210.00	0.00	0.00
OL	33293	FARBER, TODD		FORT BEND	01/28/2008	262.00	52.00	210.00	0.00	0.00
OL	34217	FEY, STEPHEN P		KENDALL	01/28/2008	500.00	100.00	400.00	0.00	0.00
OL	34731	FOUST, DORNAL L	LI0009016	TARRANT	08/29/2008	131.00	26.00	105.00	0.00	0.00
OL	33784	GONZALEZ, ISRAEL R		MONTGOMERY	05/04/2008	625.00	0.00	625.00	0.00	0.00
OL	32760	GREEN, JOHN WAYNE		SMITH	10/25/2007	625.00	125.00	500.00	0.00	0.00
OL	34422	HEATHCOTT, DENNY		RUNNELS	12/20/2007	210.00	0.00	210.00	0.00	0.00
OL	33104	HICKS, CORBY	LI0014828	TRAVIS	08/10/2008	2,250.00	0.00	2,250.00	0.00	0.00
OL	28551	HOLMES, DENNIS A	CI0002180	TYLER	12/20/2007	313.00	0.00	313.00	0.00	0.00
OL	34778	HUBBARD, MARSHALL		CROCKETT	02/18/2008	210.00	0.00	210.00	0.00	0.00
OL	32430	HUMELSINE, GARY LEE		TARRANT	03/09/2008	250.00	0.00	250.00	0.00	0.00
OL	33197	HUNT, ROCKY		HARRIS	03/09/2008	250.00	0.00	250.00	0.00	0.00
OL	31239	KLEIN, GLENN		HARRIS	02/01/2008	625.00	0.00	625.00	0.00	0.00
OL	32892	KYPUROS, JAIME R JR	LI0006550	MAVERICK	11/09/2007	188.00	37.00	151.00	0.00	0.00
OL	34514	LEWIS, GREGORY ALAN		JACK	04/14/2008	875.00	175.00	700.00	0.00	0.00
OL	31500	LOVE, KEVIN G	LI0009112	HENDERSON	04/23/2008	250.00	0.00	250.00	0.00	0.00
OL	33202	LOVETT, DAVID GAYLE	LI0008641	RANDALL	06/25/2008	1,575.00	0.00	1,575.00	0.00	0.00
OL	34932	LUGO, SAMMY RENE		NUECES	05/22/2008	262.00	52.00	210.00	0.00	0.00
OL	34431	Manicured Landscapes, Inc.		HARRIS	07/23/2008	263.00	0.00	263.00	0.00	0.00
OL	34219	MARTIN, KEITH BOYD		POLK	02/18/2008	262.00	52.00	210.00	0.00	0.00
OL	34767	MARTINEZ, JESUS		TRAVIS	04/28/2008	625.00	125.00	500.00	0.00	0.00
OL	27379	MEYER, JARROD L		SMITH	08/29/2008	625.00	0.00	625.00	0.00	0.00
OL	32152	MEYER, JARROD L	LI0014359	SMITH	02/18/2008	625.00	125.00	500.00	0.00	0.00
OL	32642	MITCHELL, JOHN E JR		HARRIS	12/20/2007	250.00	50.00	200.00	0.00	0.00
OL	34780	MORENO, ROSENDO	WW0025193	SAN PATRICIO	02/18/2008	210.00	0.00	210.00	0.00	0.00
OL	28874	MOUTON, MARK A		ORANGE	01/28/2008	960.00	0.00	960.00	0.00	0.00
OL	29915	NIKAH, NICK	LI0002932	DALLAS	03/27/2008	2,500.00	0.00	2,500.00	0.00	0.00

Appendix 11: List of Administrative Orders Issued FY2008

Singles Program

Date Range Selected : 09/01/2007 - 08/31/2008

PGM	Case No.	Respondent Name	TCEQ ID	County	Order Date	Penalty Assessed	Penalty Deferred	Payable Amount	SEP Cost	SEP Offset
OL	32773	PETERS, TIM		HARRIS	10/04/2007	625.00	125.00	500.00	0.00	0.00
OL	33003	PETRIK, LOUIS C JR	LI0015215	TRAVIS	11/19/2007	1,125.00	225.00	900.00	0.00	0.00
OL	33234	POST, JAMES E		ARANSAS	11/09/2007	250.00	50.00	200.00	0.00	0.00
OL	33105	RAMOS, ALBERTO JR	LI0008677	HIDALGO	02/18/2008	866.00	173.00	693.00	0.00	0.00
OL	33228	RODRIGUEZ, YUBANY A		DALLAS	07/23/2008	262.00	0.00	262.00	0.00	0.00
OL	32645	SIEGEL, BRUCE COLEMAN		WOOD	03/08/2008	250.00	0.00	250.00	0.00	0.00
OL	31511	SMITH, LARRY		COOKE	03/28/2008	250.00	0.00	250.00	0.00	0.00
OL	35111	SOMMERFELD, DALE D		TARRANT	06/19/2008	250.00	50.00	200.00	0.00	0.00
OL	33201	SOTELO, JOE	BP0006697	HIDALGO	11/09/2007	475.00	95.00	380.00	0.00	0.00
OL	30328	SQUIRES, MARK K	BP0007811	HARRIS	04/23/2008	263.00	0.00	263.00	0.00	0.00
OL	31433	STANDLEY, STUART		MONTGOMERY	11/09/2007	625.00	0.00	625.00	0.00	0.00
OL	23544	STRICKER, BRAD		MEDINA	10/24/2007	1,750.00	0.00	1,750.00	0.00	0.00
OL	33447	SWADLEY, DOREEN A	LI0012945	BELL	03/08/2008	551.00	0.00	551.00	0.00	0.00
OL	20905	TOWNLEY, TIMOTHY ALLEN	OS0015434	ORANGE	11/19/2007	525.00	0.00	525.00	0.00	0.00
OL	34129	TREJO, ALONSO		EL PASO	07/23/2008	875.00	0.00	875.00	0.00	0.00
OL	33135	TURNER, DUSTY L	LI0008735	COOKE	06/25/2008	750.00	0.00	750.00	0.00	0.00
OL	32762	VILLARREAL, ADRIAN LIONEL		BRAZORIA	02/18/2008	625.00	0.00	625.00	0.00	0.00
OL	31840	WACHTENDORF, BRENDAN L	LI0008362	MCLENNAN	02/18/2008	250.00	0.00	250.00	0.00	0.00
OL	33524	WEAVER, JASON E	LI0007939	HARRIS	12/20/2007	401.00	80.00	321.00	0.00	0.00
OL	34685	WEAVER, ROBERT L	WW0021449	NAVARRO	06/19/2008	2,250.00	450.00	1,800.00	0.00	0.00
OL	32929	WEST, JIMMY L		WILSON	10/04/2007	625.00	125.00	500.00	0.00	0.00
OL	33281	WETZEL, PHILIP		ROCKWALL	10/04/2007	237.00	47.00	190.00	0.00	0.00
OL Orders Issued: 59					Total:	42,928.00	2,568.00	40,360.00	0.00	0.00

Appendix 11: List of Administrative Orders Issued FY2008

Singles Program

Date Range Selected : 09/01/2007 - 08/31/2008

PGM	Case No.	Respondent Name	TCEQ ID	County	Order Date	Penalty Assessed	Penalty Deferred	Payable Amount	SEP Cost	SEP Offset
PST	31763	16303 FOOD STORE ASSOCIATES, INC.	39756	FORT BEND	08/29/2008	1,750.00	0.00	1,750.00	0.00	0.00
PST	27199	4A Investments, LTD.	76624	TARRANT	09/21/2007	20,250.00	0.00	20,250.00	0.00	0.00
PST	34490	A & D Auto Pit Stop Ltd	29563	WEBB	12/20/2007	1,750.00	0.00	1,750.00	0.00	0.00
PST	34400	A R H Enterprises, Inc.	66942	DALLAS	03/08/2008	8,300.00	1,660.00	6,640.00	0.00	0.00
PST	32438	AHMAD, NASEER	27472	ORANGE	07/09/2008	4,110.00	0.00	4,110.00	0.00	0.00
PST	31624	Airtex Investments, Inc.	72618	HARRIS	02/08/2008	6,450.00	0.00	6,450.00	0.00	0.00
PST	32137	AKHTAR, MOHAMMED SAEED	4196	BEXAR	09/21/2007	8,400.00	1,680.00	6,720.00	0.00	0.00
PST	17357	Al-Azim Corporation		HARRIS	10/25/2007	5,250.00	0.00	5,250.00	0.00	0.00
PST	21682	Ali Bukhari and Sue Bukhari	32800	HARRIS	02/18/2008	1,090.00	0.00	1,090.00	0.00	0.00
PST	35139	Ali Gullu Corporation	8815	TARRANT	08/15/2008	2,310.00	462.00	1,848.00	0.00	0.00
PST	32116	ALI, ZULFIQAR	39740	HARRIS	02/08/2008	4,340.00	868.00	3,472.00	0.00	0.00
PST	26445	Ali's Grocery, Inc.	69782	BRAZORIA	02/18/2008	1,940.00	0.00	1,940.00	0.00	0.00
PST	26723	AMIN, JOGESH	69861	DALLAS	02/18/2008	9,350.00	0.00	9,350.00	0.00	0.00
PST	31631	Amir Ali Momin	39742	HARRIS	02/25/2008	18,800.00	0.00	18,800.00	0.00	0.00
PST	14789	Ammar Food, Inc.	30828	BEXAR	02/08/2008	31,500.00	0.00	31,500.00	0.00	0.00
PST	34979	Amy Investments, Inc.	40080	JEFFERSON	06/19/2008	1,940.00	388.00	1,552.00	0.00	0.00
PST	34313	Anarkali Enterprises, Inc.	64497	TARRANT	04/03/2008	7,200.00	1,440.00	5,760.00	0.00	0.00
PST	33080	Anguiano, Severiano M.	61095	KIMBLE	01/28/2008	5,500.00	4,300.00	1,200.00	0.00	0.00
PST	33423	Angus Mims	64348	RUSK	02/18/2008	5,250.00	0.00	5,250.00	0.00	0.00
PST	34752	ANJUM INVESTMENTS L.P.	15481	DENTON	06/19/2008	11,600.00	2,320.00	9,280.00	0.00	0.00
PST	34972	Annona Manufacturing Company	3028	RED RIVER	02/18/2008	5,075.00	0.00	5,075.00	0.00	0.00
PST	27393	Antonio Vera and Roman Vera	76038	HIDALGO	01/28/2008	1,050.00	0.00	1,050.00	0.00	0.00
PST	26652	Anusha, Inc.	17924	HARRIS	08/10/2008	2,140.00	0.00	2,140.00	0.00	0.00
PST	34354	Arash The Archer Corporation	43968	GALVESTON	04/14/2008	4,600.00	0.00	4,600.00	0.00	0.00
PST	35308	Ardhana Texas, Inc.	47803	TARRANT	08/29/2008	3,500.00	0.00	3,500.00	0.00	0.00
PST	33468	ARIF, MOHAMMAD	7646	ORANGE	06/11/2008	4,690.00	0.00	4,690.00	0.00	0.00
PST	31606	ARMENDARIZ, JAVIER B	43280	ECTOR	09/21/2007	5,000.00	3,800.00	1,200.00	0.00	0.00
PST	29039	ARSHAD, MOHAMMAD MAJEED	47549	HILL	02/18/2008	11,322.00	0.00	11,322.00	0.00	0.00
PST	33463	Ashish Food, Inc.	65643	HARRIS	12/20/2007	5,200.00	1,040.00	4,160.00	0.00	0.00
PST	35325	Ashmal, Inc.	11315	TRAVIS	08/15/2008	4,375.00	875.00	3,500.00	0.00	0.00
PST	33740	ATC Leasing Company LLC	4170	DENTON	01/28/2008	11,250.00	2,250.00	9,000.00	0.00	0.00
PST	18455	AZMAN INCORPORATED DBA SHOPPERS MART 1	25209	HARRIS	11/19/2007	3,930.00	0.00	3,930.00	0.00	0.00
PST	33465	B & Z LLC	64958	JEFFERSON	11/19/2007	1,020.00	204.00	816.00	0.00	0.00
PST	34862	BALLAS, VICTOR	56837	DALLAS	07/21/2008	8,925.00	1,785.00	7,140.00	0.00	0.00
PST	34882	BASHEER, M	26658	GALVESTON	05/22/2008	7,850.00	1,570.00	6,280.00	0.00	0.00

Appendix 11: List of Administrative Orders Issued FY2008

Singles Program

Date Range Selected : 09/01/2007 - 08/31/2008

PGM	Case No.	Respondent Name	TCEQ ID	County	Order Date	Penalty Assessed	Penalty Deferred	Payable Amount	SEP Cost	SEP Offset
PST	9432	BASN CORPORATION	42957	TARRANT	01/28/2008	3,750.00	0.00	3,750.00	0.00	0.00
PST	34421	BAYLOR UNIVERSITY	8720	MCLENNAN	11/19/2007	875.00	0.00	875.00	0.00	0.00
PST	31267	BELL, WILLIAM CARL	65654	KAUFMAN	07/23/2008	22,050.00	0.00	22,050.00	0.00	0.00
PST	34714	BELLO, MARINA	36575	BEXAR	04/28/2008	5,000.00	1,000.00	2,000.00	2,000.00	2,000.00
PST	31567	Best Texan, Inc.	27470	HARDIN	10/25/2007	5,850.00	1,170.00	4,680.00	0.00	0.00
PST	26768	Birdsong Fuel & Services, L.L.C.	49072		11/14/2007	2,800.00	0.00	2,800.00	0.00	0.00
PST	35000	BK Services Inc.	5511	FORT BEND	07/03/2008	2,675.00	535.00	2,140.00	0.00	0.00
PST	35083	Brazoria County	23959	BRAZORIA	04/03/2008	875.00	0.00	875.00	0.00	0.00
PST	33467	Brazos Valley Petroleum Corporation	57663	ORANGE	02/25/2008	1,000.00	0.00	1,000.00	0.00	0.00
PST	34738	Broadway Grocery, Inc.	39479	BEXAR	06/05/2008	5,100.00	1,020.00	4,080.00	0.00	0.00
PST	33086	Brooks Special Company	30767	CAMERON	03/09/2008	12,100.00	0.00	12,100.00	0.00	0.00
PST	34410	BROWN, TROY	2962	UPSHUR	05/18/2008	8,925.00	0.00	8,925.00	0.00	0.00
PST	35076	C & L Services, LP	48159	JOHNSON	04/03/2008	875.00	0.00	875.00	0.00	0.00
PST	35113	C W & A, Inc.	9942	VICTORIA	08/15/2008	4,800.00	960.00	3,840.00	0.00	0.00
PST	31261	C.B. Express, Inc.	39062	DENTON	08/07/2008	2,695.00	0.00	2,695.00	0.00	0.00
PST	33553	Cantu-Alaniz-Martinez, Inc.	1907	JIM WELLS	02/18/2008	9,000.00	1,800.00	7,200.00	0.00	0.00
PST	31506	CARDINAL TOWING COMPANY, INC.	12188	TARRANT	10/25/2007	2,300.00	0.00	2,300.00	0.00	0.00
PST	33182	CARNES, JAMES		ANGELINA	02/18/2008	3,675.00	0.00	3,675.00	0.00	0.00
PST	34743	CARTER, JAMES	30007	ELLIS	07/23/2008	11,550.00	0.00	11,550.00	0.00	0.00
PST	34456	CAVITT, KENNETH RAY	46807	BRAZOS	03/08/2008	5,250.00	1,050.00	4,200.00	0.00	0.00
PST	33632	CHANDANI, NAZIR N	70456	JOHNSON	10/04/2007	3,500.00	0.00	3,500.00	0.00	0.00
PST	33810	CHAUDHRY, FARAH	14537	NACOGDOCHES	01/28/2008	3,750.00	750.00	3,000.00	0.00	0.00
PST	34470	City of Grand Prairie	45510	DALLAS	11/19/2007	3,500.00	0.00	3,500.00	0.00	0.00
PST	34418	City Of Levelland	27950	HOCKLEY	11/19/2007	875.00	0.00	875.00	0.00	0.00
PST	33619	City Of Levelland	27950	HOCKLEY	01/28/2008	4,050.00	810.00	3,240.00	0.00	0.00
PST	32618	CRAGHEAD, DALE	43261	MITCHELL	02/18/2008	13,125.00	0.00	13,125.00	0.00	0.00
PST	31000	Cullen Texaco, Inc.	62782	HARRIS	08/15/2008	22,000.00	0.00	22,000.00	0.00	0.00
PST	32682	CULLINS, CHARLES O	36318		05/04/2008	11,550.00	0.00	11,550.00	0.00	0.00
PST	34586	Dallas Area Rapid Transit	31302	DALLAS	04/28/2008	1,875.00	375.00	1,500.00	0.00	0.00
PST	2773	Datari Corporation	5422	HARRIS	01/12/2008	3,150.00	0.00	3,150.00	0.00	0.00
PST	34417	Davis And Wardlaw Oil Co., Inc.	44786	BAYLOR	11/19/2007	875.00	0.00	875.00	0.00	0.00
PST	35539	Davis And Wardlaw Oil Co., Inc.		BAYLOR	08/29/2008	900.00	180.00	720.00	0.00	0.00
PST	28287	DAVIS, JUDY	62890		09/21/2007	20,150.00	0.00	20,150.00	0.00	0.00
PST	34184	De Los Santos Frank	6706	DEWITT	07/03/2008	5,250.00	1,050.00	4,200.00	0.00	0.00
PST	34478	Delta Bevco, Inc.	49045	ORANGE	02/25/2008	2,140.00	428.00	1,712.00	0.00	0.00
PST	33812	DEROUEN, BILLY FRANK	61799	HARDIN	02/18/2008	2,000.00	400.00	1,600.00	0.00	0.00
PST	26252	DHANJI, HUSSAIN MOHAMMAD	36876		02/18/2008	3,150.00	0.00	3,150.00	0.00	0.00

Appendix 11: List of Administrative Orders Issued FY2008

Singles Program

Date Range Selected : 09/01/2007 - 08/31/2008

PGM	Case No.	Respondent Name	TCEQ ID	County	Order Date	Penalty Assessed	Penalty Deferred	Payable Amount	SEP Cost	SEP Offset
PST	33638	Dharani Amirali	8796	FORT BEND	09/21/2007	875.00	0.00	875.00	0.00	0.00
PST	35093	DIAZ, LUZ	63196	CAMERON	08/29/2008	10,500.00	3,500.00	7,000.00	0.00	0.00
PST	15309	DILLON, SAM R	49756	NACOGDOCHES	05/29/2008	16,800.00	0.00	16,800.00	0.00	0.00
PST	35245	Dixie Gas Station, Inc.	26232	DALLAS	05/22/2008	3,500.00	0.00	3,500.00	0.00	0.00
PST	34166	DODIER, DAVID	29563	WEBB	01/28/2008	1,000.00	200.00	800.00	0.00	0.00
PST	35048	Doggett Heavy Machinery Services, Ltd	71790	HIDALGO	04/28/2008	2,625.00	0.00	2,625.00	0.00	0.00
PST	27350	Econo Lube N'Tune, Inc.	53387	BEXAR	01/28/2008	6,825.00	0.00	6,825.00	0.00	0.00
PST	26359	EDWARDS, RON	55512	RAINS	06/19/2008	2,565.00	0.00	2,565.00	0.00	0.00
PST	33155	El Paso Water Utilities Public Service Board	58639	EL PASO	11/19/2007	2,750.00	550.00	2,200.00	0.00	0.00
PST	33195	Ernest Hogue	64946	EL PASO	02/08/2008	8,925.00	7,725.00	1,200.00	0.00	0.00
PST	35110	Farmersville Texaco, Inc.	41649	COLLIN	07/21/2008	3,200.00	640.00	2,560.00	0.00	0.00
PST	31109	FARRIS, TOOTSIE S	66565	HUDSPETH	07/09/2008	9,200.00	0.00	9,200.00	0.00	0.00
PST	33636	FAYYAZ, AHMAD	24200	DALLAS	11/19/2007	1,750.00	0.00	1,750.00	0.00	0.00
PST	34518	First County, Inc.	77667	MONTGOMERY	04/03/2008	4,470.00	894.00	3,576.00	0.00	0.00
PST	26199	First Gatesville Venture, Inc.	17078	BEXAR	01/12/2008	3,150.00	0.00	3,150.00	0.00	0.00
PST	18370	FLORES, JESUS JORGE SR	71235	HIDALGO	02/18/2008	1,050.00	0.00	1,050.00	0.00	0.00
PST	31790	Flying J Inc.	36577	EL PASO	09/21/2007	5,457.00	1,091.00	4,366.00	0.00	0.00
PST	33424	Flying J Inc.	65222	ORANGE	02/18/2008	13,125.00	0.00	6,563.00	6,562.00	6,562.00
PST	34908	Flying J Inc.	65222	ORANGE	07/03/2008	20,500.00	4,100.00	16,400.00	0.00	0.00
PST	34133	Fort Bend Oil Corporation	73401	FORT BEND	03/08/2008	1,750.00	0.00	1,750.00	0.00	0.00
PST	27394	G.Q. Enterprises Corporation	75832		10/25/2007	1,050.00	0.00	1,050.00	0.00	0.00
PST	35495	GARCIA, MANUEL III	74960	ZAPATA	06/19/2008	1,750.00	0.00	1,750.00	0.00	0.00
PST	33440	GAVRANOVIC, F D	35471	WHARTON	01/12/2008	8,500.00	1,700.00	3,400.00	3,400.00	3,400.00
PST	23403	GHENE, MOHAMMAD A	41202	SMITH	04/28/2008	14,500.00	0.00	14,500.00	0.00	0.00
PST	24944	Good Brothers, Inc.	48742	TARRANT	07/21/2008	4,200.00	0.00	4,200.00	0.00	0.00
PST	31659	GOUSHEY, AHMAD B	37254	COLLIN	02/08/2008	15,000.00	13,800.00	1,200.00	0.00	0.00
PST	34123	Grant Rd Enterprises, LLC	28539	HARRIS	10/25/2007	875.00	0.00	875.00	0.00	0.00
PST	15472	GRUBER, MARLIN	0076375	NEWTON	01/12/2008	4,500.00	0.00	4,500.00	0.00	0.00
PST	23887	Guru Rakha, Inc.	35292	HARRIS	11/19/2007	2,850.00	0.00	2,850.00	0.00	0.00
PST	35672	Gutierrez Oil Company	72227	HIDALGO	07/21/2008	5,250.00	0.00	5,250.00	0.00	0.00
PST	35011	H H FARMS LLC	148	HALE	04/14/2008	3,500.00	0.00	3,500.00	0.00	0.00
PST	31634	Haider A., Inc.	5423	HARRIS	06/19/2008	4,500.00	0.00	4,500.00	0.00	0.00
PST	34398	Hale County	34133	HALE	11/19/2007	4,375.00	0.00	4,375.00	0.00	0.00
PST	26419	HAMLIN, CURTIS	35942	HOUSTON	07/03/2008	6,750.00	1,350.00	5,400.00	0.00	0.00
PST	26249	Hamsho Enterprises, Inc.	40084	JEFFERSON	05/09/2008	35,125.00	0.00	35,125.00	0.00	0.00
PST	33029	HARLOW STORES, INC.	73717	COLLIN	08/15/2008	1,750.00	0.00	1,750.00	0.00	0.00

Appendix 11: List of Administrative Orders Issued FY2008

Singles Program

Date Range Selected : 09/01/2007 - 08/31/2008

PGM	Case No.	Respondent Name	TCEQ ID	County	Order Date	Penalty Assessed	Penalty Deferred	Payable Amount	SEP Cost	SEP Offset
PST	28188	HARLOW STORES, INC.	76725	COLLIN	11/19/2007	9,375.00	0.00	9,375.00	0.00	0.00
PST	33702	HERNANDEZ, LORENZO	32416	TYLER	03/28/2008	38,475.00	0.00	38,475.00	0.00	0.00
PST	29610	Herndon Marine Products, Inc.		ARANSAS	08/29/2008	5,400.00	0.00	5,400.00	0.00	0.00
PST	35028	Hicks Oil & Butane Co.	26901	WILLACY	07/21/2008	5,500.00	1,100.00	4,400.00	0.00	0.00
PST	35017	Hillcroft Grocers, L.L.C.	68571	HARRIS	07/03/2008	7,650.00	1,530.00	6,120.00	0.00	0.00
PST	34259	Hina Enterprises, Inc.	73347	ORANGE	02/08/2008	6,100.00	1,220.00	4,880.00	0.00	0.00
PST	9459	Honey Stop Food Marts, Inc.	54757	GREGG	02/18/2008	86,400.00	0.00	86,400.00	0.00	0.00
PST	33187	Hussain Shoukat	33608	HARRIS	05/18/2008	5,040.00	0.00	5,040.00	0.00	0.00
PST	32207	HUYNH, DANG CONG	74627	TARRANT	12/20/2007	9,350.00	1,870.00	7,480.00	0.00	0.00
PST	29271	HWEIDI, MIKE	53151	TARRANT	09/21/2007	1,750.00	0.00	1,750.00	0.00	0.00
PST	24833	Inara Convenience Inc.	5590	TARRANT	11/09/2007	2,620.00	0.00	2,620.00	0.00	0.00
PST	11519	Inara Convenience Inc.	05590	TARRANT	02/25/2008	40,610.00	0.00	40,610.00	0.00	0.00
PST	34465	Indian Petro Corp.	74514	SAN JACINTO	11/19/2007	3,500.00	0.00	3,500.00	0.00	0.00
PST	31480	IZ, Inc.	5663	COLLIN	04/14/2008	25,000.00	0.00	25,000.00	0.00	0.00
PST	35497	J. Griffin	33954	CASS	08/29/2008	350.00	70.00	280.00	0.00	0.00
PST	34777	Jim Wells County	48844	JIM WELLS	05/22/2008	15,750.00	3,150.00	12,600.00	0.00	0.00
PST	34874	Jimmy Doan	62759	JONES	06/19/2008	10,500.00	2,100.00	8,400.00	0.00	0.00
PST	35061	JOHNSON, DONNIE *	41914	DALLAS	07/03/2008	7,875.00	1,575.00	6,300.00	0.00	0.00
PST	28452	JOHNSON, LOWELL	62963		05/18/2008	1,050.00	0.00	1,050.00	0.00	0.00
PST	33026	JOHNSON, RAY	15466	RUSK	02/25/2008	21,000.00	0.00	21,000.00	0.00	0.00
PST	35247	Joshua Investments, L.L.C.	26089	WEBB	08/29/2008	875.00	0.00	875.00	0.00	0.00
PST	24621	K & M Michael, Inc.	5243	GREGG	08/29/2008	16,000.00	12,239.00	3,761.00	0.00	0.00
PST	34580	KAHLIG, BEN	22726	FALLS	07/21/2008	4,750.00	950.00	3,800.00	0.00	0.00
PST	35250	Kash 'N' Karry, Inc.	65383	TARRANT	08/29/2008	1,750.00	0.00	1,750.00	0.00	0.00
PST	33445	Kerrville Fast Wash, Inc.	26126	KERR	02/18/2008	1,750.00	0.00	1,750.00	0.00	0.00
PST	31842	KHAN, IMRAN	40555	HARRIS	01/28/2008	1,580.00	0.00	1,580.00	0.00	0.00
PST	22984	KIM, EDWARD JONG	38658	DENTON	02/18/2008	18,190.00	0.00	18,190.00	0.00	0.00
PST	33580	Knapp Chevrolet, Inc.	11604	HARRIS	11/19/2007	4,375.00	0.00	4,375.00	0.00	0.00
PST	35173	Koodaloor Corporation	35387	FORT BEND	08/29/2008	9,650.00	1,930.00	7,720.00	0.00	0.00
PST	33071	Kotexan, INC.	42362	DALLAS	11/19/2007	5,100.00	1,020.00	4,080.00	0.00	0.00
PST	35435	KOYOTE RANCH-BANDERA UNIT LP	77915	BANDERA	05/22/2008	875.00	0.00	875.00	0.00	0.00
PST	8982	La Marque Independent School District	21614	GALVESTON	09/21/2007	30,000.00	0.00	30,000.00	0.00	0.00
PST	35013	La Noria Convenience Store, Inc.	54131	WEBB	04/03/2008	875.00	0.00	875.00	0.00	0.00
PST	32290	LAKHANI, HUSSAIN	14932	TARRANT	10/25/2007	2,050.00	410.00	1,640.00	0.00	0.00
PST	34899	LaPorte Business, Inc.	35159	HARRIS	07/03/2008	4,815.00	963.00	3,852.00	0.00	0.00
PST	35077	Leo Kopecky	12902	FAYETTE	08/15/2008	7,875.00	1,575.00	6,300.00	0.00	0.00
PST	34423	LONGORIA, YVONNE A	58680	HIDALGO	11/19/2007	1,750.00	0.00	1,750.00	0.00	0.00

*There are Multiple Respondent Names associated to this Case No.

Appendix 11: List of Administrative Orders Issued FY2008

Singles Program

Date Range Selected : 09/01/2007 - 08/31/2008

PGM	Case No.	Respondent Name	TCEQ ID	County	Order Date	Penalty Assessed	Penalty Deferred	Payable Amount	SEP Cost	SEP Offset
PST	34831	Lube Center Management, LTD.	54392	DALLAS	02/18/2008	1,750.00	0.00	1,750.00	0.00	0.00
PST	26820	MASHIANA, MOHINDER	70597	DENTON	07/21/2008	8,320.00	0.00	8,320.00	0.00	0.00
PST	32766	McWhorter Sam W.	28948	CULBERSON	02/08/2008	7,875.00	0.00	7,875.00	0.00	0.00
PST	35073	Meador Chrysler-Plymouth, Inc.	63496	TARRANT	02/18/2008	1,750.00	0.00	1,750.00	0.00	0.00
PST	34906	Midland Village Car Wash, Inc.	40911	MIDLAND	06/05/2008	9,250.00	1,850.00	7,400.00	0.00	0.00
PST	11947	Millenium Gasoline Corporation	32130	DENTON	10/04/2007	11,100.00	0.00	11,100.00	0.00	0.00
PST	34667	Miller Billy L	64050	MILLS	11/19/2007	875.00	0.00	875.00	0.00	0.00
PST	34842	Mo Vac Service Company of Alice	65170	KARNES	05/22/2008	8,600.00	1,720.00	6,880.00	0.00	0.00
PST	20943	Mohammad Jamal Aqil	60355	HARRIS	02/22/2008	3,280.00	0.00	3,280.00	0.00	0.00
PST	21046	Momentum Investment, Inc.	45486	CHAMBERS	02/08/2008	15,950.00	0.00	15,950.00	0.00	0.00
PST	24718	MOMIN, FEROUZ ALI	27988	HARRIS	06/11/2008	17,780.00	0.00	17,780.00	0.00	0.00
PST	35082	MORRIS, JARED	48205	BROWN	03/08/2008	875.00	0.00	875.00	0.00	0.00
PST	35277	Nasa Oil, Inc.	40281	HARRIS	08/29/2008	2,650.00	530.00	2,120.00	0.00	0.00
PST	32939	Naz Stores, Inc.	36596	HARRIS	11/19/2007	4,500.00	900.00	3,600.00	0.00	0.00
PST	34198	Neches Food Store	53663	ORANGE	04/28/2008	7,875.00	1,575.00	6,300.00	0.00	0.00
PST	19555	New York Brothers Investments, Inc.	55933	KAUFMAN	01/12/2008	3,150.00	0.00	3,150.00	0.00	0.00
PST	35233	Nitrous Express, Inc.	20844	WICHITA	08/29/2008	5,250.00	1,050.00	4,200.00	0.00	0.00
PST	32804	Nu-Way Energy Corporation	18498	COMANCHE	11/19/2007	3,675.00	735.00	2,940.00	0.00	0.00
PST	32799	OH, JONG HWAN	75112	HARRIS	02/18/2008	2,300.00	460.00	1,840.00	0.00	0.00
PST	32842	OLIWI, ABDUL	44546	TARRANT	05/22/2008	8,400.00	0.00	8,400.00	0.00	0.00
PST	34464	Olmos Park Chevron, Inc.	28618	BEXAR	10/04/2007	1,750.00	0.00	1,750.00	0.00	0.00
PST	32660	Pak - Baderia Enterprises, Inc.	39974	JEFFERSON	08/29/2008	4,725.00	0.00	4,725.00	0.00	0.00
PST	34132	PATEL, PRITEN Y	7903	CROSBY	11/09/2007	875.00	0.00	875.00	0.00	0.00
PST	33530	PATEL, PRITEN Y	7903	CROSBY	01/12/2008	900.00	180.00	720.00	0.00	0.00
PST	31097	Pathan Investments, INC. DBA Time Out	16557	JEFFERSON	02/18/2008	2,500.00	0.00	2,500.00	0.00	0.00
PST	34164	Paul's Oil Station, Ltd.	44213	DALLAS	11/19/2007	700.00	0.00	700.00	0.00	0.00
PST	33066	Performance Food Group of Texas, Inc.	36751	VICTORIA	02/18/2008	875.00	0.00	875.00	0.00	0.00
PST	34528	Petroleum Wholesale, L.P.	942	TARRANT	04/03/2008	4,150.00	830.00	3,320.00	0.00	0.00
PST	25953	PHOU, KUANG	27911	NACOGDOCHES	02/08/2008	3,500.00	0.00	3,500.00	0.00	0.00
PST	26233	PINGLIA AND ASSOCIATES INVESTMENT, LLC	70332	HARRIS	10/25/2007	2,100.00	0.00	2,100.00	0.00	0.00
PST	28930	Plain-O-Gas, Inc.	40047	COLLIN	04/09/2008	23,650.00	0.00	23,650.00	0.00	0.00
PST	32681	POTTER, DANIEL	43502	JOHNSON	10/04/2007	4,500.00	900.00	3,600.00	0.00	0.00
PST	31887	PRESSLY, DON JR	2525	HUNT	07/03/2008	8,400.00	0.00	8,400.00	0.00	0.00
PST	26821	PRINCE A, INC	53688	TARRANT	06/19/2008	5,400.00	0.00	5,400.00	0.00	0.00
PST	33872	Pringka Corporation	77472	TARRANT	01/12/2008	2,550.00	510.00	2,040.00	0.00	0.00

Appendix 11: List of Administrative Orders Issued FY2008

Singles Program

Date Range Selected : 09/01/2007 - 08/31/2008

PGM	Case No.	Respondent Name	TCEQ ID	County	Order Date	Penalty Assessed	Penalty Deferred	Payable Amount	SEP Cost	SEP Offset
PST	34131	Quick & Convenience Pro - Victoria 1 LLC	25740	VICTORIA	11/09/2007	875.00	0.00	875.00	0.00	0.00
PST	31399	Qusra Corporation	60115	JEFFERSON	03/08/2008	11,250.00	0.00	11,250.00	0.00	0.00
PST	31082	R. S. Parker Construction, L.L.C.	62322	NUECES	04/03/2008	10,890.00	0.00	10,890.00	0.00	0.00
PST	34466	Rall Management Inc.	45465	MONTGOMERY	11/19/2007	1,750.00	0.00	1,750.00	0.00	0.00
PST	33637	reddy&family inc.	106861	HALE	10/04/2007	3,500.00	0.00	3,500.00	0.00	0.00
PST	34493	RFK Enterprises, Inc.	10255	JEFFERSON	04/03/2008	1,940.00	388.00	1,552.00	0.00	0.00
PST	32327	River Oaks Country Club	53728	HARRIS	08/29/2008	4,375.00	0.00	4,375.00	0.00	0.00
PST	34455	RUDOLPHS, INC.	19634	LAVACA	05/22/2008	5,100.00	1,020.00	4,080.00	0.00	0.00
PST	34684	S & K Iman, Inc.	70855	BEXAR	04/14/2008	2,850.00	570.00	2,280.00	0.00	0.00
PST	35248	S B ALL SEASONS, INC.	74154	HARRIS	08/29/2008	4,375.00	0.00	4,375.00	0.00	0.00
PST	19515	Sahil Business, Inc.	5829		10/04/2007	3,150.00	0.00	3,150.00	0.00	0.00
PST	25452	SAMADI, GITA K	58198	DENTON	10/04/2007	3,210.00	0.00	3,210.00	0.00	0.00
PST	20762	SAMNANI, ALI	13589	TARRANT	01/12/2008	3,330.00	0.00	3,330.00	0.00	0.00
PST	34521	San Antonio Water System	33917	BEXAR	04/28/2008	2,625.00	525.00	2,100.00	0.00	0.00
PST	34438	Sanya Investments, Inc.	26260	DALLAS	04/03/2008	13,700.00	2,740.00	10,960.00	0.00	0.00
PST	34773	Se Yon Oh	67244	HARRIS	06/05/2008	14,625.00	2,925.00	11,700.00	0.00	0.00
PST	32846	Seven Heights Corporation	71415	DALLAS	10/25/2007	5,500.00	1,100.00	4,400.00	0.00	0.00
PST	31116	Shahid Hameed	68384	HARRIS	07/03/2008	5,100.00	0.00	5,100.00	0.00	0.00
PST	29567	Sharnah Corporation	6253	DALLAS	09/21/2007	16,000.00	0.00	16,000.00	0.00	0.00
PST	33241	Sheema Enterprise, Inc.	23068	HARRIS	12/20/2007	3,675.00	735.00	2,940.00	0.00	0.00
PST	34467	SINGH, DAVE	46002	BOSQUE	08/29/2008	875.00	0.00	875.00	0.00	0.00
PST	34837	Skyway Business, Inc.	33028	HARRIS	02/18/2008	875.00	0.00	875.00	0.00	0.00
PST	31791	SNSSS Enterprises, Inc.	20457	HARRIS	10/04/2007	10,625.00	2,125.00	8,500.00	0.00	0.00
PST	26240	SNW Enterprises, Inc.	40079	JEFFERSON	07/13/2008	26,661.00	0.00	26,661.00	0.00	0.00
PST	23347	Sonal Enterprises Inc.	7106	BEXAR	10/25/2007	2,850.00	0.00	2,850.00	0.00	0.00
PST	31848	SPARKS, DENNIS	32033	PALO PINTO	08/10/2008	7,875.00	0.00	7,875.00	0.00	0.00
PST	5518	Speedy Mart	74264	HARRIS	10/25/2007	20,000.00	0.00	20,000.00	0.00	0.00
PST	18629	SSMA CORPORATION, INC. DBA STOP N DRIVE 30	43543	JEFFERSON	11/19/2007	34,650.00	0.00	34,650.00	0.00	0.00
PST	34489	St Marys University	3194	BEXAR	01/12/2008	875.00	0.00	875.00	0.00	0.00
PST	34607	St. Mary's Hall	15359	BEXAR	02/18/2008	2,625.00	0.00	2,625.00	0.00	0.00
PST	35249	Star Fuels, Inc.	23135	HARRIS	08/15/2008	1,750.00	0.00	1,750.00	0.00	0.00
PST	33811	Steven L. Robinson	61799	HARDIN	02/08/2008	5,250.00	1,050.00	4,200.00	0.00	0.00
PST	34589	Stripes LLC	26360	NUECES	06/19/2008	11,350.00	2,270.00	4,540.00	4,540.00	4,540.00
PST	32633	STUARD, RON	2334	PECOS	10/25/2007	2,250.00	450.00	1,800.00	0.00	0.00
PST	34472	Sunny Financial L.L.C.	69136	HARRIS	12/20/2007	3,500.00	0.00	3,500.00	0.00	0.00

Appendix 11: List of Administrative Orders Issued FY2008

Singles Program

Date Range Selected : 09/01/2007 - 08/31/2008

PGM	Case No.	Respondent Name	TCEQ ID	County	Order Date	Penalty Assessed	Penalty Deferred	Payable Amount	SEP Cost	SEP Offset	
PST	35064	SWATI Holding, Company	68567	FAYETTE	07/21/2008	7,850.00	1,570.00	6,280.00	0.00	0.00	
PST	32617	T.A.B. Lone Star Holdings, Inc.	40082	JEFFERSON	09/21/2007	9,350.00	1,870.00	7,480.00	0.00	0.00	
PST	27760	T.T.X., Inc.	41933	DALLAS	10/04/2007	3,150.00	0.00	3,150.00	0.00	0.00	
PST	26423	Tariq Shahzad Enterprises, Inc.	38161	ORANGE	03/08/2008	1,000.00	0.00	1,000.00	0.00	0.00	
PST	32771	TAYLOR, CHARLES	36320		11/09/2007	5,250.00	1,050.00	4,200.00	0.00	0.00	
PST	27345	TELL, AMER	41416	BOWIE	02/25/2008	100.00	0.00	100.00	0.00	0.00	
PST	34997	Texas Department of Transportation	18270	CROSBY	02/25/2008	1,750.00	0.00	1,750.00	0.00	0.00	
PST	28538	Texas Malik Enterprises, Inc.	34066	TARRANT	03/08/2008	3,850.00	0.00	3,850.00	0.00	0.00	
PST	34419	Texas Renaissance Festivals, Inc.	48435	GRIMES	11/19/2007	875.00	0.00	875.00	0.00	0.00	
PST	33744	Town & Country Food Stores, Inc.	7628	REAGAN	01/12/2008	8,550.00	1,710.00	6,840.00	0.00	0.00	
PST	34185	Town & Country Food Stores, Inc.	63768	SUTTON	02/08/2008	7,650.00	1,530.00	6,120.00	0.00	0.00	
PST	21552	TRANG DAI NGUYEN *	37155	WALLER	11/19/2007	2,100.00	0.00	2,100.00	0.00	0.00	
PST	31150	Tristar Convenience Stores, Inc.	40119	HARRIS	12/20/2007	1,875.00	0.00	1,875.00	0.00	0.00	
PST	9118	TuftSun, Inc.	12081	HILL	01/12/2008	4,200.00	0.00	4,200.00	0.00	0.00	
PST	34482	Tuttle & Tuttle Trucking, Inc.	38391	JOHNSON	02/18/2008	790.00	158.00	632.00	0.00	0.00	
PST	35412	USA IDOL Inc	32839	WEBB	08/29/2008	1,750.00	0.00	1,750.00	0.00	0.00	
PST	35197	Valliani Enterprises, Inc.	74739	HARRIS	07/03/2008	8,500.00	1,700.00	6,800.00	0.00	0.00	
PST	32981	VASQUEZ, ANGIE G	12185	REEVES	01/28/2008	10,500.00	6,003.00	4,497.00	0.00	0.00	
PST	35209	Vivek LLC	44816	DENTON	08/15/2008	8,000.00	1,600.00	6,400.00	0.00	0.00	
PST	34468	Wal-Mart Stores East, L.P.	76635	MONTGOMERY	11/19/2007	875.00	0.00	875.00	0.00	0.00	
PST	34784	Walter Lloyd Smith, Sr.	49552	NOLAN	08/15/2008	28,600.00	27,400.00	1,200.00	0.00	0.00	
PST	29069	Westex Capital, LTD.	26785	DEWITT	01/28/2008	2,500.00	0.00	2,500.00	0.00	0.00	
PST	32647	Wilcrest Associate, Inc.	46098	HARRIS	11/19/2007	4,050.00	810.00	3,240.00	0.00	0.00	
PST	24580	WITHERSPOON, HERMINIA	73014	BEXAR	02/25/2008	2,850.00	0.00	2,850.00	0.00	0.00	
PST	26390	WOOD, ADAM J	29701	BURNET	03/28/2008	12,330.00	0.00	12,330.00	0.00	0.00	
PST	34717	Z Q Inc.	7097	BEXAR	04/28/2008	4,500.00	900.00	3,600.00	0.00	0.00	
PST	34960	ZAM, Inc.	57739	BRAZORIA	06/19/2008	12,500.00	2,500.00	10,000.00	0.00	0.00	
PST	35066	ZARIN, INC.	17619	TARRANT	07/03/2008	11,500.00	2,300.00	9,200.00	0.00	0.00	
PST	33633	Zeam, Incorporated	34376	TARRANT	09/21/2007	1,750.00	0.00	1,750.00	0.00	0.00	
PST	35146	Zee Smoke Inc	48970	JEFFERSON	07/21/2008	13,770.00	2,754.00	11,016.00	0.00	0.00	
PST	35023	ZZQ Enterprises, Inc.	7383	DALLAS	06/19/2008	4,725.00	945.00	3,780.00	0.00	0.00	
PST Orders Issued: 246						Total:	1,728,690.00	185,360.00	1,526,828.00	16,502.00	16,502.00

* There are Multiple Respondent Names associated to this Case No.

Appendix 11: List of Administrative Orders Issued FY2008

Singles Program

Date Range Selected : 09/01/2007 - 08/31/2008

PGM	Case No.	Respondent Name	TCEQ ID	County	Order Date	Penalty Assessed	Penalty Deferred	Payable Amount	SEP Cost	SEP Offset
PWS	34392	A Young Adventure Child Care Learning Center Inc.	0790191	FORT BEND	06/05/2008	2,257.00	0.00	2,257.00	0.00	0.00
PWS	25284	Alexander Moulding Mill Company	0970010	HAMILTON	07/21/2008	1,500.00	0.00	1,500.00	0.00	0.00
PWS	32822	AMIN, MOHAMMAD	1700725	MONTGOMERY	04/03/2008	825.00	165.00	660.00	0.00	0.00
PWS	35005	Aqua Texas, Inc.	1870155	POLK	08/15/2008	360.00	72.00	288.00	0.00	0.00
PWS	33808	Aqua Utilities, Inc.	0360096	CHAMBERS	01/28/2008	1,490.00	0.00	1,490.00	0.00	0.00
PWS	34369	Arledge Ridge Water Supply Corporation	0740019	FANNIN	04/14/2008	1,350.00	270.00	1,080.00	0.00	0.00
PWS	34918	Bert Dickens, Inc.	0750039	FAYETTE	02/05/2008	0.00	0.00	0.00	0.00	0.00
PWS	34918	Bert Dickens, Inc.	0750039	FAYETTE	12/14/2007	0.00	0.00	0.00	0.00	0.00
PWS	34918	Bert Dickens, Inc.	0750039	FAYETTE	08/06/2008	0.00	0.00	0.00	0.00	0.00
PWS	34547	BLACK, THURMAN	1012647	HARRIS	04/03/2008	1,370.00	0.00	1,370.00	0.00	0.00
PWS	34494	Blackland Water Supply Corporation	1990004	ROCKWALL	04/28/2008	3,142.00	628.00	2,514.00	0.00	0.00
PWS	33379	Bluegrove Water Supply Corporation	0390014	CLAY	12/20/2007	1,260.00	252.00	1,008.00	0.00	0.00
PWS	32149	BRISTER, JACKIE	2060014	SAN SABA	01/12/2008	1,150.00	230.00	920.00	0.00	0.00
PWS	5864	BRYANT, KATHIE	0270008	BURNET	04/14/2008	8,931.00	0.00	8,931.00	0.00	0.00
PWS	35385	Buchanan Lake Village, Inc.	1500003	LLANO	08/29/2008	630.00	126.00	504.00	0.00	0.00
PWS	33546	Burleson County Municipal Utility District 1	0260005	BURLESON	12/20/2007	850.00	0.00	850.00	0.00	0.00
PWS	33537	Caddo Lake Water Supply Corporation	1020084	HARRISON	04/03/2008	760.00	0.00	760.00	0.00	0.00
PWS	35465	Cayuga Water Supply Corporation	0010019	ANDERSON	08/15/2008	735.00	0.00	735.00	0.00	0.00
PWS	35426	Central Bosque Water Supply Corporation	1550061	MCLENNAN	08/15/2008	240.00	48.00	192.00	0.00	0.00
PWS	33794	Chatt Water Supply Corporation	1090020	HILL	01/28/2008	525.00	105.00	420.00	0.00	0.00
PWS	34601	CHILD INC	0160015	BLANCO	03/08/2008	100.00	20.00	80.00	0.00	0.00
PWS	34409	Christ Community Church of Houston	1013334	HARRIS	05/22/2008	210.00	42.00	168.00	0.00	0.00
PWS	32507	Church Hill Water Supply Corporation	2010008	RUSK	09/21/2007	1,207.00	241.00	966.00	0.00	0.00
PWS	34175	City of Arp	2120001	SMITH	02/18/2008	372.00	0.00	372.00	0.00	0.00
PWS	32889	City of Bonham	0740001	FANNIN	12/20/2007	2,970.00	0.00	2,970.00	0.00	0.00
PWS	35026	City of Boyd	2490002	WISE	08/15/2008	2,580.00	0.00	0.00	2,580.00	2,580.00
PWS	32940	City of Brackettville	1360001	KINNEY	11/19/2007	1,056.00	211.00	845.00	0.00	0.00
PWS	35570	City of Brazos	0080025	AUSTIN	08/29/2008	272.00	53.00	219.00	0.00	0.00
PWS	34695	City of Buckholts	1660007	MILAM	07/21/2008	1,114.00	222.00	0.00	892.00	892.00
PWS	10234	City of Carl's Corner	1090070	HILL	11/19/2007	13,263.00	0.00	0.00	13,263.00	13,263.00
PWS	31362	City of Cockrell Hill	0570038	DALLAS	12/20/2007	2,203.00	441.00	0.00	1,762.00	1,762.00
PWS	34391	City of Evant	0500015	CORYELL	07/03/2008	2,095.00	419.00	1,676.00	0.00	0.00
PWS	35105	City of Fairfield	0810001	FREESTONE	07/03/2008	712.00	142.00	570.00	0.00	0.00
PWS	34352	City of Forest Hill	2200011	TARRANT	03/08/2008	950.00	190.00	760.00	0.00	0.00

Appendix 11: List of Administrative Orders Issued FY2008

Singles Program

Date Range Selected : 09/01/2007 - 08/31/2008

PGM	Case No.	Respondent Name	TCEQ ID	County	Order Date	Penalty Assessed	Penalty Deferred	Payable Amount	SEP Cost	SEP Offset
PWS	29730	City of Gatesville	0500002	CORYELL	04/14/2008	7,553.00	0.00	0.00	7,553.00	7,553.00
PWS	33124	City of Godley	1260007	JOHNSON	11/19/2007	825.00	165.00	660.00	0.00	0.00
PWS	32000	City of Granbury	1110001	HOOD	11/09/2007	6,960.00	0.00	0.00	6,960.00	6,960.00
PWS	34327	City of Granbury	1110001	HOOD	02/25/2008	715.00	0.00	715.00	0.00	0.00
PWS	34757	City of Gregory	2050001	SAN PATRICIO	04/28/2008	165.00	33.00	132.00	0.00	0.00
PWS	33741	City of Gustine	0470003	COMANCHE	02/08/2008	1,165.00	233.00	932.00	0.00	0.00
PWS	34524	City of Hale Center	0950002	HALE	04/28/2008	2,599.00	519.00	0.00	2,080.00	2,080.00
PWS	34661	City of Hamilton	0970001	HAMILTON	04/28/2008	4,687.00	937.00	0.00	3,750.00	3,750.00
PWS	32832	City of Hamilton	0970001	HAMILTON	10/25/2007	3,124.00	0.00	0.00	3,124.00	3,124.00
PWS	34475	City of Itasca	1090003	HILL	02/25/2008	218.00	43.00	175.00	0.00	0.00
PWS	34105	City of Jayton	1320001	KENT	04/28/2008	3,121.00	624.00	2,497.00	0.00	0.00
PWS	34800	City of Kosse	1470003	LIMESTONE	06/05/2008	8,108.00	1,621.00	6,487.00	0.00	0.00
PWS	32880	City of Lacy Lakeview	1550033	MCLENNAN	11/19/2007	10,053.00	2,010.00	0.00	8,043.00	8,043.00
PWS	33399	City of Leona	1450008	LEON	01/28/2008	2,437.00	0.00	2,437.00	0.00	0.00
PWS	34591	City of Mart	1550005	MCLENNAN	06/05/2008	9,877.00	1,975.00	7,902.00	0.00	0.00
PWS	33150	City of Megargel	0050012	ARCHER	10/04/2007	1,409.00	0.00	1,409.00	0.00	0.00
PWS	32519	City of Megargel	0050012	ARCHER	01/12/2008	2,473.00	0.00	2,473.00	0.00	0.00
PWS	35070	City of Midway	1570003	MADISON	07/03/2008	1,422.00	284.00	1,138.00	0.00	0.00
PWS	34375	City Of New Home	1530004	LYNN	07/21/2008	531.00	106.00	425.00	0.00	0.00
PWS	33109	City of Newcastle	2520002	YOUNG	11/09/2007	495.00	99.00	396.00	0.00	0.00
PWS	30860	City of Nome	1230039	JEFFERSON	03/08/2008	3,135.00	0.00	3,135.00	0.00	0.00
PWS	33761	City of Paducah	0510001	COTTLE	03/08/2008	3,097.00	619.00	2,478.00	0.00	0.00
PWS	34903	City of Petrolia	0390002	CLAY	04/28/2008	605.00	0.00	605.00	0.00	0.00
PWS	32269	City of Point	1900004	RAINS	02/08/2008	3,202.00	0.00	3,202.00	0.00	0.00
PWS	5319	City of Point	1900004	RAINS	07/21/2008	6,608.00	0.00	6,608.00	0.00	0.00
PWS	5917	City of Rising Star	0670005	EASTLAND	11/19/2007	2,925.00	585.00	0.00	2,340.00	2,340.00
PWS	35165	City of Rockdale	1660002	MILAM	07/21/2008	7,022.00	1,404.00	0.00	5,618.00	5,618.00
PWS	35414	City of Roscoe	1770001	NOLAN	08/29/2008	770.00	154.00	616.00	0.00	0.00
PWS	31640	City of Royse City	1990002	ROCKWALL	11/09/2007	3,360.00	672.00	0.00	2,688.00	2,688.00
PWS	33528	City of Sour Lake	1000003	HARDIN	04/28/2008	104.00	20.00	84.00	0.00	0.00
PWS	34565	City of Southside Place	1010023	HARRIS	04/28/2008	2,571.00	0.00	0.00	2,571.00	2,571.00
PWS	35731	City of Sulphur Springs	1120002	HOPKINS	08/15/2008	675.00	0.00	675.00	0.00	0.00
PWS	27296	City of Tahoka	1530002	LYNN	02/25/2008	7,150.00	1,430.00	5,720.00	0.00	0.00
PWS	34636	City of Tatum	2010034	RUSK	04/28/2008	2,343.00	468.00	1,875.00	0.00	0.00
PWS	34994	City of Tyler	2120004	SMITH	08/15/2008	5,295.00	1,059.00	4,236.00	0.00	0.00
PWS	6015	City of Waco	1550008	MCLENNAN	02/18/2008	8,412.00	0.00	8,412.00	0.00	0.00
PWS	34873	City of Waco	1550008	MCLENNAN	06/19/2008	322.00	64.00	258.00	0.00	0.00

Appendix 11: List of Administrative Orders Issued FY2008

Singles Program

Date Range Selected : 09/01/2007 - 08/31/2008

PGM	Case No.	Respondent Name	TCEQ ID	County	Order Date	Penalty Assessed	Penalty Deferred	Payable Amount	SEP Cost	SEP Offset
PWS	7386	City of West Tawakoni	1160012	HUNT	04/28/2008	12,725.00	0.00	12,725.00	0.00	0.00
PWS	31568	City of Wilmer	0570018	DALLAS	09/21/2007	2,086.00	417.00	1,669.00	0.00	0.00
PWS	34668	Clara Hills Civic Association	0260022	BURLESON	04/28/2008	342.00	68.00	274.00	0.00	0.00
PWS	32189	Clayton WSC	1830030	PANOLA	11/09/2007	770.00	0.00	770.00	0.00	0.00
PWS	33505	Coming of Christ Full Gospel Church, A Community Church	0700080	ELLIS	06/05/2008	440.00	88.00	352.00	0.00	0.00
PWS	32089	COUNTRY PLACE NORTHWEST HOME OWNERS' ASSOCIATION, INC.	2390049	WASHINGTON	09/21/2007	1,900.00	380.00	1,520.00	0.00	0.00
PWS	34954	Cross Country Water Supply Corporation	1550059	MCLENNAN	07/21/2008	378.00	75.00	303.00	0.00	0.00
PWS	34183	DICKSON, CRAIG J	2370083	WALLER	02/25/2008	1,395.00	0.00	1,395.00	0.00	0.00
PWS	33106	DYCHE, JAMES A	1260034	JOHNSON	12/20/2007	1,749.00	349.00	1,400.00	0.00	0.00
PWS	34620	E. I. du Pont de Nemours and Company	1810114	ORANGE	08/29/2008	5,342.00	0.00	5,342.00	0.00	0.00
PWS	34984	Eastex Lumber & Supply, LLC	1013311	HARRIS	07/21/2008	1,250.00	250.00	1,000.00	0.00	0.00
PWS	33862	El Paso County Water Control Improvement District 4	0710018	EL PASO	12/20/2007	395.00	79.00	316.00	0.00	0.00
PWS	33285	Emerald Valley Independent Aquatic Network, Ltd. Co.	0460206	COMAL	12/20/2007	364.00	72.00	292.00	0.00	0.00
PWS	33078	Forest Water Supply Corporation	0370019	CHEROKEE	11/09/2007	1,214.00	0.00	1,214.00	0.00	0.00
PWS	33312	Fossil Rim Wildlife Center, Inc.	2130032	SOMERVELL	11/09/2007	315.00	63.00	252.00	0.00	0.00
PWS	32877	G & W Water Supply Corporation	0930048	GRIMES	10/25/2007	840.00	168.00	672.00	0.00	0.00
PWS	33650	Galveston County Waste Consolidated Independent District 19	0840028	GALVESTON	01/12/2008	770.00	0.00	770.00	0.00	0.00
PWS	34558	George Stebens Jr. dba Little Creek Acres Water System	1160069	HUNT	04/03/2008	545.00	109.00	436.00	0.00	0.00
PWS	35120	Ghuman Enterprise Inc.	1700737	MONTGOMERY	07/03/2008	490.00	98.00	392.00	0.00	0.00
PWS	34585	Golinda Water Supply Corporation	0730005	FALLS	06/05/2008	315.00	63.00	252.00	0.00	0.00
PWS	33798	Gray Utility Service, L.L.C.	0360005	CHAMBERS	01/12/2008	745.00	0.00	745.00	0.00	0.00
PWS	25098	Grayson Hilltop Estates Water Supply Corporation	0910133	GRAYSON	12/20/2007	2,205.00	0.00	2,205.00	0.00	0.00
PWS	29033	H O E Water Supply Corporation	1011101	HARRIS	02/18/2008	629.00	0.00	629.00	0.00	0.00
PWS	34333	Happy Hill Farm Children's Home, Inc.	2130009	SOMERVELL	05/22/2008	1,520.00	304.00	1,216.00	0.00	0.00
PWS	18129	Hilco United Services, Inc.	1090038	HILL	05/22/2008	1,387.00	0.00	1,387.00	0.00	0.00
PWS	26999	Hinas Lodging Company	0450043	COLORADO	05/18/2008	2,840.00	0.00	2,840.00	0.00	0.00
PWS	34548	HOLLOWAY, EZEKIEL L	1330151	KERR	03/08/2008	856.00	171.00	685.00	0.00	0.00
PWS	35377	Houston County Water Control And Improvement District 1	1130010	HOUSTON	08/29/2008	2,600.00	0.00	2,600.00	0.00	0.00
PWS	30107	HUSTEAD, YETTA	0200492		05/04/2008	1,755.00	0.00	1,755.00	0.00	0.00
PWS	32759	Hydro Conduit of Texas, LP	0080047	AUSTIN	10/04/2007	1,552.00	310.00	1,242.00	0.00	0.00
PWS	34429	INEOS USA LLC	0200132	BRAZORIA	04/03/2008	632.00	0.00	632.00	0.00	0.00

Appendix 11: List of Administrative Orders Issued FY2008

Singles Program

Date Range Selected : 09/01/2007 - 08/31/2008

PGM	Case No.	Respondent Name	TCEQ ID	County	Order Date	Penalty Assessed	Penalty Deferred	Payable Amount	SEP Cost	SEP Offset
PWS	34139	Iola Independent School District	0930043	GRIMES	01/12/2008	925.00	0.00	925.00	0.00	0.00
PWS	33680	Iola Water Company, Inc.	0930013	GRIMES	11/19/2007	755.00	0.00	755.00	0.00	0.00
PWS	26058	JABOURI, AL	0200585	BRAZORIA	12/08/2007	1,150.00	0.00	1,150.00	0.00	0.00
PWS	35293	JRS Mart, Inc.	0200611	BRAZORIA	07/21/2008	784.00	156.00	628.00	0.00	0.00
PWS	34936	Katy Sun Parks, Ltd.	1011714	HARRIS	06/19/2008	3,350.00	670.00	2,680.00	0.00	0.00
PWS	35258	Kempner Water Supply Corporation	1410028	LAMPASAS	08/29/2008	1,523.00	304.00	0.00	1,219.00	1,219.00
PWS	34794	Kent Distributors, Incorporated	1650086	MIDLAND	05/22/2008	6,440.00	0.00	6,440.00	0.00	0.00
PWS	33759	KIA Enterprises, Inc.	1700735	MONTGOMERY	02/18/2008	760.00	152.00	608.00	0.00	0.00
PWS	27080	KRANZ, DOROTHY L	2320050	UVALDE	02/08/2008	2,925.00	0.00	2,925.00	0.00	0.00
PWS	35109	Lake Whitney Resorts, LLC	1090075	HILL	07/03/2008	1,522.00	304.00	1,218.00	0.00	0.00
PWS	34173	Leggett Water Supply Corporation	1870007	POLK	04/03/2008	4,830.00	0.00	4,830.00	0.00	0.00
PWS	31679	LEWIS, ANITA *	0270006	BURNET	09/21/2007	1,700.00	340.00	1,360.00	0.00	0.00
PWS	26016	LEWIS, DEBRA ANN	2260105	TOM GREEN	08/15/2008	11,840.00	0.00	11,840.00	0.00	0.00
PWS	33044	Lilbert-Looneyville Water Supply Corporation	1740013	NACOGDOCHES	11/19/2007	3,387.00	677.00	2,710.00	0.00	0.00
PWS	33233	Live Oak Resort, Inc.	2390050	WASHINGTON	01/28/2008	2,572.00	514.00	2,058.00	0.00	0.00
PWS	33226	Luke's Mobile Home Park, Inc.	1840141	PARKER	02/18/2008	1,750.00	350.00	1,400.00	0.00	0.00
PWS	34849	Lumberton Municipal Utilities District	1000035	HARDIN	04/28/2008	900.00	180.00	720.00	0.00	0.00
PWS	32348	M R K Investment Corp.	2400024	WEBB	03/08/2008	600.00	120.00	480.00	0.00	0.00
PWS	35192	MANUS, RANDAL PAUL		PARKER	07/21/2008	570.00	114.00	456.00	0.00	0.00
PWS	34104	Martindale Water Supply Corporation	0280013	CALDWELL	04/14/2008	571.00	0.00	571.00	0.00	0.00
PWS	34168	Matagorda Waste Disposal And Water Supply Corporation	1610013	MATAGORDA	03/08/2008	780.00	0.00	780.00	0.00	0.00
PWS	33679	MAYHEW, BILL	1330137	KERR	01/28/2008	312.00	62.00	250.00	0.00	0.00
PWS	34632	Mclennan County WCID 2	1550002	MCLENNAN	02/25/2008	460.00	92.00	368.00	0.00	0.00
PWS	35128	McMullen County Water Control & Improvement District No. 1	1560002	MCMULLEN	08/29/2008	3,687.00	737.00	2,950.00	0.00	0.00
PWS	32367	MECAN, DORA MAE	2410058		06/11/2008	1,050.00	0.00	1,050.00	0.00	0.00
PWS	34177	MILLER, BARBARA	0790190		07/23/2008	29,750.00	0.00	29,750.00	0.00	0.00
PWS	33802	MITTAL, A K	1520180	LUBBOCK	01/28/2008	249.00	49.00	200.00	0.00	0.00
PWS	34137	Monarch Utilities I L.P.	1260025	JOHNSON	01/28/2008	1,417.00	283.00	1,134.00	0.00	0.00
PWS	33960	Monarch Utilities I L.P.	1070206	HENDERSON	02/18/2008	740.00	0.00	740.00	0.00	0.00
PWS	34101	Monarch Utilities I L.P.	1260074	JOHNSON	01/28/2008	2,835.00	567.00	2,268.00	0.00	0.00
PWS	34196	MOORE, KIM	0720035		04/14/2008	1,375.00	275.00	1,100.00	0.00	0.00
PWS	26557	Mountain Breeze, L.L.C.	0460190	COMAL	02/18/2008	5,160.00	0.00	5,160.00	0.00	0.00
PWS	32268	MOUSAVI, REZA S	1520208	LUBBOCK	02/25/2008	312.00	62.00	250.00	0.00	0.00
PWS	25741	N.D.N.Y. Enterprises, Inc.	0040051	ARANSAS	11/14/2007	3,200.00	0.00	3,200.00	0.00	0.00

* There are Multiple Respondent Names associated to this Case No.

Appendix 11: List of Administrative Orders Issued FY2008

Singles Program

Date Range Selected : 09/01/2007 - 08/31/2008

PGM	Case No.	Respondent Name	TCEQ ID	County	Order Date	Penalty Assessed	Penalty Deferred	Payable Amount	SEP Cost	SEP Offset
PWS	35172	NEELY, JACK	2120051	SMITH	07/03/2008	392.00	0.00	392.00	0.00	0.00
PWS	33464	NGUYEN, JOHN *	1012929	HARRIS	01/12/2008	994.00	198.00	796.00	0.00	0.00
PWS	34879	North Bosque Water Supply Corporation	1550088	MCLENNAN	04/14/2008	535.00	107.00	428.00	0.00	0.00
PWS	34619	North Hamilton Hill Water Supply Corporation	1980011	ROBERTSON	03/08/2008	535.00	107.00	428.00	0.00	0.00
PWS	32821	North Milam Water Supply Corporation	1660011	MILAM	10/25/2007	4,266.00	853.00	0.00	3,413.00	3,413.00
PWS	32869	Northeast Washington County Water Supply Corporation	2390043	WASHINGTON	10/25/2007	3,727.00	745.00	2,982.00	0.00	0.00
PWS	34176	Occidental Permian Ltd.	2510018	YOAKUM	02/08/2008	292.00	0.00	292.00	0.00	0.00
PWS	32934	Palo Duro Service Company, Inc.	1840100	PARKER	09/21/2007	420.00	84.00	336.00	0.00	0.00
PWS	34662	Palo Duro Service Company, Inc.	2490028	WISE	05/22/2008	962.00	192.00	770.00	0.00	0.00
PWS	34970	Peachleaf Associates Venture #1, L.P.	1012321	HARRIS	07/21/2008	2,250.00	0.00	2,250.00	0.00	0.00
PWS	31226	POSADA, FELIPE	2350055	VICTORIA	07/09/2008	3,098.00	0.00	3,098.00	0.00	0.00
PWS	33482	Post Oak Development of Texas, Inc.	1630045	MEDINA	01/12/2008	744.00	148.00	596.00	0.00	0.00
PWS	34955	Post Oak Special Utility District	1090030	HILL	07/21/2008	668.00	134.00	534.00	0.00	0.00
PWS	30508	R&R Mobile Home Management, Inc.	2460031	WILLIAMSON	04/14/2008	1,595.00	0.00	1,595.00	0.00	0.00
PWS	29007	Racetrac Petroleum, Inc.	1012927	HARRIS	02/25/2008	1,200.00	0.00	1,200.00	0.00	0.00
PWS	24987	Ramming Land, LLC	0150393	BEXAR	09/21/2007	7,280.00	0.00	7,280.00	0.00	0.00
PWS	34571	Red River Authority of Texas	0390021	CLAY	03/08/2008	7,240.00	0.00	7,240.00	0.00	0.00
PWS	33506	Red River Redevelopment Authority	0190021	BOWIE	01/12/2008	2,600.00	0.00	2,600.00	0.00	0.00
PWS	35099	Rincon Water Supply Corporation	2050057	SAN PATRICIO	07/21/2008	3,071.00	614.00	0.00	2,457.00	2,457.00
PWS	33203	Rio Brazos Water Supply Corporation	1840004	PARKER	11/09/2007	154.00	30.00	124.00	0.00	0.00
PWS	34863	Rochelle Water Supply Corporation	1540004	MCCULLOCH	03/08/2008	655.00	131.00	524.00	0.00	0.00
PWS	23808	S.L.C. Water Supply Corporation	1470031	LIMESTONE	04/03/2008	5,182.00	0.00	5,182.00	0.00	0.00
PWS	35458	Salado WSC	0140035	BELL	08/15/2008	1,107.00	221.00	886.00	0.00	0.00
PWS	32852	Shaded Lane Water Company, Inc.	1260103	JOHNSON	10/25/2007	472.00	94.00	378.00	0.00	0.00
PWS	34487	SHIVERS, DAVID E	2010042	RUSK	02/08/2008	354.00	0.00	354.00	0.00	0.00
PWS	32502	Southeast Kaufman Water Supply Corporation	1290042	KAUFMAN	10/25/2007	1,045.00	209.00	836.00	0.00	0.00
PWS	34516	Southwest Texas District of the Pentacostal Church of God, Inc.	0460128	COMAL	02/25/2008	1,887.00	0.00	1,887.00	0.00	0.00
PWS	34190	SOZA, MICHAEL	2270030	TRAVIS	07/07/2008	11,890.00	0.00	11,890.00	0.00	0.00
PWS	33290	Sparta Oaks Water Corporation	0140168	BELL	01/12/2008	787.00	157.00	630.00	0.00	0.00
PWS	35641	Stryker Lake Water Supply Corporation	0370033	CHEROKEE	08/15/2008	347.00	0.00	347.00	0.00	0.00
PWS	34103	Tall Oaks Estates Water System	2340033	VAN ZANDT	07/03/2008	1,312.00	262.00	1,050.00	0.00	0.00
PWS	33647	Taylor Petroleum Companies, Inc.	1520229	LUBBOCK	03/08/2008	2,788.00	557.00	2,231.00	0.00	0.00
PWS	27418	Tempe Water Supply Corporation	1870105	POLK	08/10/2008	650.00	0.00	650.00	0.00	0.00
PWS	34427	Texas Department of Transportation	0950066	HALE	04/28/2008	1,450.00	290.00	0.00	1,160.00	1,160.00

* There are Multiple Respondent Names associated to this Case No.

Appendix 11: List of Administrative Orders Issued FY2008

Singles Program

Date Range Selected : 09/01/2007 - 08/31/2008

PGM	Case No.	Respondent Name	TCEQ ID	County	Order Date	Penalty Assessed	Penalty Deferred	Payable Amount	SEP Cost	SEP Offset	
PWS	34590	Texas H2O, Inc.	1110127	HOOD	04/28/2008	2,730.00	546.00	2,184.00	0.00	0.00	
PWS	32851	Texas H2O, Inc.	2200186	TARRANT	10/04/2007	1,496.00	299.00	1,197.00	0.00	0.00	
PWS	35174	Texas State Technical College	1550138	MCLENNAN	08/15/2008	6,406.00	1,281.00	5,125.00	0.00	0.00	
PWS	34484	Texas-American Water Company	0200065	BRAZORIA	04/03/2008	372.00	0.00	372.00	0.00	0.00	
PWS	31132	THOMAS, TOMMY JOE	1010686	HARRIS	06/05/2008	1,494.00	0.00	1,494.00	0.00	0.00	
PWS	33538	Thompson Heights Development Company	0910085	GRAYSON	01/28/2008	1,260.00	252.00	1,008.00	0.00	0.00	
PWS	34935	TONDRE, MAE DELL	0790070	FORT BEND	06/19/2008	1,725.00	0.00	1,725.00	0.00	0.00	
PWS	34708	TOTAL PETROCHEMICALS USA, INC.	1230048	JEFFERSON	07/03/2008	690.00	138.00	552.00	0.00	0.00	
PWS	34592	TurboCare, Inc.	1013167	HARRIS	05/22/2008	210.00	42.00	168.00	0.00	0.00	
PWS	33510	Walnut Creek Special Utility District	1840008	PARKER	06/05/2008	2,000.00	0.00	2,000.00	0.00	0.00	
PWS	5631	WALTON, CONRAD G	2390019	WASHINGTON	01/12/2008	4,125.00	0.00	4,125.00	0.00	0.00	
PWS	14288	Water Association Of North Lake, Inc.	0610171	DENTON	06/11/2008	2,813.00	0.00	2,813.00	0.00	0.00	
PWS	32209	West Harrison Water Supply Corporation	1020078	HARRISON	10/04/2007	798.00	159.00	639.00	0.00	0.00	
PWS	25834	West Jefferson County Municipal Water District	1230021	JEFFERSON	06/19/2008	1,510.00	0.00	0.00	1,510.00	1,510.00	
PWS	33681	WHEELER, DARRYL	1870116	POLK	01/28/2008	2,160.00	432.00	1,728.00	0.00	0.00	
PWS	34624	ZULEJKIC, DAVID	1260106	JOHNSON	06/05/2008	4,690.00	938.00	3,752.00	0.00	0.00	
PWS Orders Issued: 186						Total:	438,967.00	37,293.00	328,691.00	72,983.00	72,983.00
UIC	33920	Mestena Uranium, L.L.C.	WDW366	BROOKS	01/12/2008	2,000.00	400.00	1,600.00	0.00	0.00	
UIC Orders Issued: 1						Total:	2,000.00	400.00	1,600.00	0.00	0.00
WATERIGHT	35225	ADEXCO OPERATING COMPANY		PARKER	08/29/2008	350.00	0.00	350.00	0.00	0.00	
WATERIGHT	35432	Chesapeake Energy Marketing, Inc.		JOHNSON	08/15/2008	641.00	128.00	513.00	0.00	0.00	
WATERIGHT	34420	CHOLLA PETROLEUM, INC.		KENT	11/19/2007	350.00	0.00	350.00	0.00	0.00	
WATERIGHT	35075	FORTSON, JAMES E		NAVARRO	08/15/2008	350.00	0.00	350.00	0.00	0.00	
WATERIGHT	35253	Granite Construction Company		LUBBOCK	06/19/2008	350.00	0.00	350.00	0.00	0.00	
WATERIGHT	33040	LGI Land, Ltd.		COLLIN	01/28/2008	1,312.00	0.00	1,312.00	0.00	0.00	
WATERIGHT	32620	Rancho Viejo Cattle Company, Ltd.		UVALDE	10/04/2007	5,250.00	1,050.00	4,200.00	0.00	0.00	
WATERIGHT Orders Issued: 7						Total:	8,603.00	1,178.00	7,425.00	0.00	0.00

Appendix 11: List of Administrative Orders Issued FY2008

Singles Program

Date Range Selected : 09/01/2007 - 08/31/2008

PGM	Case No.	Respondent Name	TCEQ ID	County	Order Date	Penalty Assessed	Penalty Deferred	Payable Amount	SEP Cost	SEP Offset
WQ	32662	685 Cedar Creek, Ltd.	13-06120101	BEXAR	10/04/2007	8,250.00	1,650.00	6,600.00	0.00	0.00
WQ	33265	A T HOLDING-COPPER RIDGE LLC	13-07021302	COMAL	11/09/2007	2,000.00	400.00	1,600.00	0.00	0.00
WQ	35273	AAA Sanitation, Inc.	20253	SMITH	06/19/2008	750.00	150.00	600.00	0.00	0.00
WQ	34799	Aguado Stone Incorporated		BELL	06/19/2008	2,500.00	500.00	2,000.00	0.00	0.00
WQ	34754	AHZ, LLC *	13-07071301	BEXAR	04/14/2008	10,500.00	2,100.00	8,400.00	0.00	0.00
WQ	33529	Air Liquide Large Industries U.S. LP	TX0065021	BRAZORIA	01/28/2008	8,250.00	1,650.00	6,600.00	0.00	0.00
WQ	35347	Allco, Inc.		JEFFERSON	07/21/2008	2,700.00	540.00	2,160.00	0.00	0.00
WQ	35423	AMC Facilities, LP	TX0083836	HARRIS	07/21/2008	4,770.00	954.00	3,816.00	0.00	0.00
WQ	34857	American Plant Food Corporation	TXR05X257	FREESTONE	06/19/2008	3,150.00	630.00	2,520.00	0.00	0.00
WQ	35074	Ameri-Forge Group Inc.	TXR05P045	TYLER	06/05/2008	700.00	0.00	700.00	0.00	0.00
WQ	32635	Ameri-Forge Limited	TX0113972	HARRIS	09/21/2007	7,080.00	1,416.00	5,664.00	0.00	0.00
WQ	33456	Aqua Development, Inc.	TPDES0123013	FORT BEND	01/12/2008	2,910.00	582.00	2,328.00	0.00	0.00
WQ	33556	Aqua Development, Inc.	TX0103705	HARRIS	12/20/2007	5,960.00	1,192.00	4,768.00	0.00	0.00
WQ	33320	Aqua Development, Inc.	TX0122661	DENTON	12/20/2007	2,574.00	514.00	2,060.00	0.00	0.00
WQ	33342	Aqua Development, Inc.	TX0117846	MONTGOMERY	12/20/2007	4,712.00	942.00	3,770.00	0.00	0.00
WQ	33343	Aqua Development, Inc.	TX0122459	FORT BEND	02/18/2008	12,650.00	2,530.00	10,120.00	0.00	0.00
WQ	31626	Aqua Utilities, Inc. dba Aqua Texas, Inc.	TX0068683000	HARRIS	09/21/2007	7,880.00	1,576.00	6,304.00	0.00	0.00
WQ	32247	Aqua Utilities, Inc. dba Aqua Texas, Inc.	TPDES0089915	HARRIS	01/28/2008	7,020.00	1,404.00	5,616.00	0.00	0.00
WQ	32248	Aqua Utilities, Inc. dba Aqua Texas, Inc.	TX0079251	ORANGE	12/20/2007	3,300.00	660.00	2,640.00	0.00	0.00
WQ	32150	Aqua Utilities, Inc. dba Aqua Texas, Inc.	TPDES0083976	HARRIS	09/21/2007	1,560.00	312.00	1,248.00	0.00	0.00
WQ	33341	Ashler Oaks, LLC		BEXAR	10/25/2007	1,875.00	375.00	1,500.00	0.00	0.00
WQ	34497	ATCO-VALLEY PLAZA, LLC	WQ0001222000	HARRIS	04/14/2008	3,600.00	720.00	2,880.00	0.00	0.00
WQ	34816	Aus-Tex Parts & Services, Ltd.	TX0117676	HAYS	04/28/2008	7,000.00	1,400.00	5,600.00	0.00	0.00
WQ	34515	Austin Equipment Company, LC	11-05022201	WILLIAMSON	03/08/2008	3,410.00	682.00	1,364.00	1,364.00	1,364.00
WQ	35477	Babin Machine Works, Inc.	TXRNEV697	JEFFERSON	08/29/2008	700.00	0.00	700.00	0.00	0.00
WQ	34434	BAE Systems Tactical Vehicle Systems LP	TX0085936	AUSTIN	06/05/2008	28,244.00	5,648.00	11,298.00	11,298.00	11,298.00
WQ	33049	Ballater, Ltd.		MONTGOMERY	10/25/2007	2,700.00	540.00	2,160.00	0.00	0.00
WQ	34112	Barker Development Company, LLC		PARKER	03/08/2008	2,000.00	400.00	1,600.00	0.00	0.00
WQ	32579	BARKLEY, RICHARD B		MONTGOMERY	10/25/2007	188.00	37.00	151.00	0.00	0.00
WQ	35422	BCWK, LP	TX0067539	HARRIS	08/15/2008	3,240.00	648.00	2,592.00	0.00	0.00
WQ	29197	Benavides Custom Homes, LLC	TXR152927		11/19/2007	3,150.00	0.00	3,150.00	0.00	0.00
WQ	32868	Benbrook, LLC	TPDES0093092	TARRANT	02/08/2008	10,126.00	6,526.00	3,600.00	0.00	0.00
WQ	34907	Best Materials, Inc.	TXR05R720	ROBERTSON	05/22/2008	835.00	167.00	668.00	0.00	0.00
WQ	29281	Blacksher Development Corporation	WQ0013691001	ORANGE	11/29/2007	29,577.00	0.00	29,577.00	0.00	0.00
WQ	33487	BlakeLee Builders, Inc.		TAYLOR	11/19/2007	1,000.00	200.00	800.00	0.00	0.00
WQ	34121	Bloomington Independent School District	TX0127353	VICTORIA	02/08/2008	1,240.00	248.00	992.00	0.00	0.00

* There are Multiple Respondent Names associated to this Case No.

Appendix 11: List of Administrative Orders Issued FY2008

Singles Program

Date Range Selected : 09/01/2007 - 08/31/2008

PGM	Case No.	Respondent Name	TCEQ ID	County	Order Date	Penalty Assessed	Penalty Deferred	Payable Amount	SEP Cost	SEP Offset
WQ	33699	Bobby Gene Rowland	TXR152240	WICHITA	02/08/2008	1,625.00	325.00	1,300.00	0.00	0.00
WQ	26386	Boraas Properties, Inc.	TPDES0101346	GRAYSON	11/04/2007	11,385.00	0.00	11,385.00	0.00	0.00
WQ	34474	Bowles Construction Co.		ERATH	11/19/2007	700.00	0.00	700.00	0.00	0.00
WQ	34764	Boyett Construction, L.L.C.		ORANGE	04/14/2008	1,680.00	336.00	1,344.00	0.00	0.00
WQ	32512	BROADMORE CUSTOM HOMES LP		WISE	11/09/2007	1,900.00	380.00	1,520.00	0.00	0.00
WQ	33494	Brookeland Fresh Water Supply District	TX0031283	JASPER	02/08/2008	7,770.00	1,554.00	6,216.00	0.00	0.00
WQ	23644	Brookeland Independent School District	WQ0013092001	SABINE	04/03/2008	4,500.00	900.00	0.00	3,600.00	3,600.00
WQ	33305	Brookshire Municipal Water District	TX0025046	WALLER	12/20/2007	2,410.00	482.00	0.00	1,928.00	1,928.00
WQ	34657	BUFLER, ROGER		ANDREWS	04/03/2008	950.00	190.00	760.00	0.00	0.00
WQ	25840	BULLOCK, DORIS		HARDIN	04/04/2008	4,575.00	0.00	4,575.00	0.00	0.00
WQ	33130	Bulverde Area Rural Library District	13-07010301	COMAL	11/19/2007	1,875.00	375.00	1,500.00	0.00	0.00
WQ	34208	BYRON, CORY	WQ0003372000	EL PASO	04/14/2008	2,040.00	408.00	1,632.00	0.00	0.00
WQ	33261	Canyon Vista Custom Homes, LLC		TRAVIS	07/09/2008	1,050.00	0.00	1,050.00	0.00	0.00
WQ	33043	Charley's Concrete Co., Ltd.	TXG110353	DENTON	10/04/2007	2,500.00	500.00	2,000.00	0.00	0.00
WQ	33545	Charley's Concrete Co., Ltd.	TXG110354	WISE	02/08/2008	6,790.00	0.00	6,790.00	0.00	0.00
WQ	33221	Chemicals Incorporated	TX0118427	HARRIS	11/09/2007	2,780.00	556.00	2,224.00	0.00	0.00
WQ	34159	Chusei (U.S.A.), Inc.	TX0112704	HARRIS	02/08/2008	7,750.00	1,550.00	3,100.00	3,100.00	3,100.00
WQ	35132	City of Alba	TX0022489	WOOD	06/19/2008	8,000.00	1,600.00	0.00	6,400.00	6,400.00
WQ	34797	City of Angleton	TX0056316	BRAZORIA	04/14/2008	11,250.00	2,250.00	0.00	9,000.00	9,000.00
WQ	32865	City of Angus	TX0073032	NAVARRO	11/09/2007	1,590.00	318.00	1,272.00	0.00	0.00
WQ	32874	City of Anna	TPDES0056677	COLLIN	12/20/2007	14,535.00	0.00	0.00	14,535.00	14,535.00
WQ	33048	City of Annona	TX0022705	RED RIVER	10/25/2007	4,830.00	966.00	0.00	3,864.00	3,864.00
WQ	35155	City of Archer City	TX0054518	ARCHER	07/21/2008	16,575.00	3,315.00	13,260.00	0.00	0.00
WQ	34840	City of Arlington		TARRANT	08/29/2008	10,000.00	0.00	0.00	10,000.00	10,000.00
WQ	31238	City of Avinger	TPDES0071803	CASS	04/03/2008	13,734.00	2,747.00	10,987.00	0.00	0.00
WQ	34826	City of Azle	TX0023116	TARRANT	08/29/2008	25,920.00	0.00	0.00	25,920.00	25,920.00
WQ	32428	City of Bartlett	TX0027006	BELL	10/04/2007	10,280.00	2,056.00	0.00	8,224.00	8,224.00
WQ	35154	City of Bells	TX0053368	GRAYSON	08/29/2008	13,750.00	2,750.00	0.00	11,000.00	11,000.00
WQ	32114	City of Big Lake	TPDES0023426	REAGAN	11/09/2007	24,850.00	4,970.00	0.00	19,880.00	19,880.00
WQ	12092	City of Brownsboro	WQ0010540001	HENDERSON	11/09/2007	6,800.00	1,360.00	5,440.00	0.00	0.00
WQ	31279	City of Buda and Guadalupe-Blanco River Authority	TPDES0057436	HAYS	12/20/2007	3,630.00	726.00	0.00	2,904.00	2,904.00
WQ	35181	City of Bynum	TX0069043	HILL	07/21/2008	1,070.00	214.00	856.00	0.00	0.00
WQ	34948	City of Cameron	0010004001	MILAM	06/05/2008	1,150.00	230.00	920.00	0.00	0.00
WQ	32435	City of Charlotte	TX0033375	ATASCOSA	10/25/2007	8,122.00	1,624.00	0.00	6,498.00	6,498.00
WQ	35088	City of Childress	WQ0010076003	CHILDRESS	07/03/2008	5,450.00	1,090.00	4,360.00	0.00	0.00
WQ	33283	City of Cleveland	TX0053473	LIBERTY	11/09/2007	1,287.00	257.00	0.00	1,030.00	1,030.00

Appendix 11: List of Administrative Orders Issued FY2008

Singles Program

Date Range Selected : 09/01/2007 - 08/31/2008

PGM	Case No.	Respondent Name	TCEQ ID	County	Order Date	Penalty Assessed	Penalty Deferred	Payable Amount	SEP Cost	SEP Offset
WQ	28815	City of Collinsville	TPDES0034410	GRAYSON	03/08/2008	24,955.00	4,991.00	0.00	19,964.00	19,964.00
WQ	24899	City of Collinsville	WQ0010151001	GRAYSON	02/08/2008	3,820.00	764.00	0.00	3,056.00	3,056.00
WQ	33113	City of Colorado City	WQ0010077001	MITCHELL	11/19/2007	2,875.00	575.00	2,300.00	0.00	0.00
WQ	32578	City of Commerce	TX0020591	HUNT	10/04/2007	7,450.00	0.00	0.00	7,450.00	7,450.00
WQ	33484	City of Corinth		DENTON	01/12/2008	3,850.00	0.00	0.00	3,850.00	3,850.00
WQ	34626	City of Corpus Christi	TPDES0047074	NUECES	04/28/2008	42,810.00	0.00	0.00	42,810.00	42,810.00
WQ	32580	City of Covington	TX0084395	HILL	12/20/2007	14,145.00	2,829.00	11,316.00	0.00	0.00
WQ	26004	City of Cranfills Gap	TPDES0122360	BOSQUE	02/25/2008	16,100.00	3,220.00	12,880.00	0.00	0.00
WQ	32829	City of Crockett	TX0070831	HOUSTON	09/21/2007	4,350.00	870.00	3,480.00	0.00	0.00
WQ	26202	City of Crockett	TPDES0070831	HOUSTON	04/03/2008	7,865.00	0.00	0.00	7,865.00	7,865.00
WQ	35202	City of Crowell	TX0023370	FOARD	08/29/2008	14,000.00	2,800.00	11,200.00	0.00	0.00
WQ	30882	City of De Kalb	TPDES0069671	BOWIE	02/25/2008	9,675.00	0.00	0.00	9,675.00	9,675.00
WQ	32888	City of De Leon	TX0054844	COMANCHE	11/09/2007	9,945.00	1,989.00	7,956.00	0.00	0.00
WQ	34080	City Of DeSoto		DALLAS	02/25/2008	18,825.00	0.00	18,825.00	0.00	0.00
WQ	24393	City of Dilley	TPDES0115282	FRIO	07/03/2008	2,540.00	508.00	0.00	2,032.00	2,032.00
WQ	32606	City Of Eden	TX0079804	CONCHO	09/21/2007	8,544.00	1,708.00	6,836.00	0.00	0.00
WQ	32724	City Of Edgewood	TX0023710	VAN ZANDT	11/09/2007	1,170.00	234.00	936.00	0.00	0.00
WQ	11900	City of Elsa	TPDES0104990	HIDALGO	01/12/2008	16,385.00	0.00	0.00	16,385.00	16,385.00
WQ	9863	City Of Follett	TPDES0066796	LIPSCOMB	01/12/2008	10,560.00	0.00	0.00	10,560.00	10,560.00
WQ	35315	City of Fort Worth	TX0047295	TARRANT	07/21/2008	22,200.00	0.00	0.00	22,200.00	22,200.00
WQ	34142	City of Frankston	TX0033456	ANDERSON	03/08/2008	9,840.00	1,968.00	7,872.00	0.00	0.00
WQ	35190	City of Gainesville	TX0022357	COOKE	07/21/2008	6,050.00	0.00	6,050.00	0.00	0.00
WQ	27830	City of Galveston	WQ0011477001	GALVESTON	02/18/2008	1,050.00	210.00	840.00	0.00	0.00
WQ	33461	City of Garland	TX0109568	DALLAS	02/25/2008	6,000.00	1,200.00	4,800.00	0.00	0.00
WQ	35059	City of Glen Rose	TX0033316	SOMERVELL	08/15/2008	1,990.00	0.00	1,990.00	0.00	0.00
WQ	35363	City of Godley	TX0104558	JOHNSON	08/29/2008	7,600.00	0.00	7,600.00	0.00	0.00
WQ	34804	City of Gorman	TX0021806	EASTLAND	04/28/2008	5,022.00	1,004.00	4,018.00	0.00	0.00
WQ	34460	City of Graford	TX0104752	PALO PINTO	04/03/2008	11,840.00	2,368.00	0.00	9,472.00	9,472.00
WQ	34772	City of Graham	WQ0010487001	YOUNG	06/19/2008	3,600.00	720.00	2,880.00	0.00	0.00
WQ	32854	City of Grandview	TPDES0024503	JOHNSON	10/25/2007	5,700.00	0.00	5,700.00	0.00	0.00
WQ	31771	City of Gregory	TX0083062	SAN PATRICIO	09/21/2007	12,250.00	0.00	12,250.00	0.00	0.00
WQ	26554	City of Gustine	TX0117722	COMANCHE	07/03/2008	10,575.00	2,115.00	0.00	8,460.00	8,460.00
WQ	34924	City of Hemphill	TX0060801	SABINE	05/22/2008	5,550.00	1,110.00	0.00	4,440.00	4,440.00
WQ	25389	City of Hico	TPDES0026590	HAMILTON	04/03/2008	41,170.00	0.00	0.00	41,170.00	41,170.00
WQ	32561	City of Holland	TPDES0046612	BELL	10/04/2007	10,044.00	2,008.00	0.00	8,036.00	8,036.00
WQ	34988	City of Hooks	TX0022969	BOWIE	05/22/2008	6,180.00	1,236.00	4,944.00	0.00	0.00
WQ	35087	City of Houston	TX0065307	HARRIS	08/29/2008	7,250.00	1,450.00	0.00	5,800.00	5,800.00

Appendix 11: List of Administrative Orders Issued FY2008

Singles Program

Date Range Selected : 09/01/2007 - 08/31/2008

PGM	Case No.	Respondent Name	TCEQ ID	County	Order Date	Penalty Assessed	Penalty Deferred	Payable Amount	SEP Cost	SEP Offset
WQ	31774	City of Hudson	TX0068985	ANGELINA	09/21/2007	3,060.00	612.00	0.00	2,448.00	2,448.00
WQ	31461	City of Junction	TPDES0021075	KIMBLE	09/21/2007	11,550.00	2,310.00	0.00	9,240.00	9,240.00
WQ	32700	City of Kemp	TX0023396	KAUFMAN	09/21/2007	12,530.00	2,506.00	0.00	10,024.00	10,024.00
WQ	32544	City of Kenedy	TX0027774	KARNES	08/29/2008	29,400.00	0.00	0.00	29,400.00	29,400.00
WQ	33163	City of Kennard	TPDES0056596	HOUSTON	11/09/2007	4,200.00	840.00	3,360.00	0.00	0.00
WQ	24906	City of Kerens	TPDES0023027	NAVARRO	08/15/2008	3,300.00	660.00	0.00	2,640.00	2,640.00
WQ	14968	City of Kerens	TPDES0023027	NAVARRO	09/21/2007	5,520.00	0.00	0.00	5,520.00	5,520.00
WQ	33491	City of Kingsville	TXR05L074	KLEBERG	01/12/2008	3,440.00	688.00	2,752.00	0.00	0.00
WQ	24509	City of La Coste	TPDES0107743	MEDINA	04/14/2008	8,120.00	0.00	0.00	8,120.00	8,120.00
WQ	33286	City of Lefors	TX0022586	GRAY	11/09/2007	2,280.00	456.00	1,824.00	0.00	0.00
WQ	32111	City of Leonard	TX0054208000	FANNIN	10/04/2007	9,600.00	1,920.00	0.00	7,680.00	7,680.00
WQ	34481	City of Liberty	TX0074284	LIBERTY	02/18/2008	3,350.00	670.00	2,680.00	0.00	0.00
WQ	33623	City of Lone Oak	TX0100021	HUNT	04/03/2008	13,020.00	2,604.00	10,416.00	0.00	0.00
WQ	24717	City of Lorena	WQ0012195001	MCLENNAN	02/08/2008	10,800.00	2,160.00	0.00	8,640.00	8,640.00
WQ	25439	City of Lott	TPDES0053376	FALLS	04/03/2008	10,350.00	0.00	10,350.00	0.00	0.00
WQ	34021	City of Lubbock	TX0028487	LUBBOCK	02/18/2008	4,350.00	870.00	3,480.00	0.00	0.00
WQ	33263	City of Madisonville	TPDES0026662	MADISON	11/19/2007	4,050.00	810.00	0.00	3,240.00	3,240.00
WQ	23484	City of Marfa	WQ0010109001	PRESIDIO	02/18/2008	1,100.00	0.00	1,100.00	0.00	0.00
WQ	34347	City of McAllen	TX0093106	HIDALGO	07/03/2008	22,400.00	0.00	22,400.00	0.00	0.00
WQ	32862	City of Mertens	TX0100463	HILL	11/09/2007	5,100.00	1,020.00	0.00	4,080.00	4,080.00
WQ	33117	City of Mexia	WQ0010222001	LIMESTONE	02/08/2008	26,688.00	5,337.00	0.00	21,351.00	21,351.00
WQ	25191	City of Miami	TPDES0070963	ROBERTS	09/21/2007	12,100.00	2,420.00	0.00	9,680.00	9,680.00
WQ	32849	City of Midway	TX0102849	MADISON	01/12/2008	13,512.00	2,702.00	0.00	10,810.00	10,810.00
WQ	34401	City of Mont Belvieu	TX0053317	CHAMBERS	02/25/2008	18,900.00	3,780.00	15,120.00	0.00	0.00
WQ	34723	City of Moran	WQ0011420001	SHACKELFORD	06/05/2008	6,300.00	1,260.00	5,040.00	0.00	0.00
WQ	33185	City of Morgan's Point	TX0027260	HARRIS	01/28/2008	7,955.00	1,591.00	0.00	6,364.00	6,364.00
WQ	34670	City of Munday	TX0119105	KNOX	08/29/2008	44,400.00	8,880.00	0.00	35,520.00	35,520.00
WQ	31636	City of Murchison	TX0072087	HENDERSON	02/18/2008	7,000.00	0.00	0.00	7,000.00	7,000.00
WQ	31089	City of Navasota	TPDES0071790	GRIMES	09/21/2007	8,700.00	0.00	0.00	8,700.00	8,700.00
WQ	33906	City of Nederland	WQ0010483002	JEFFERSON	01/28/2008	13,100.00	0.00	13,100.00	0.00	0.00
WQ	35054	City of Needville	TX0027634	FORT BEND	06/19/2008	5,100.00	1,020.00	4,080.00	0.00	0.00
WQ	32843	City of Palmer	TX0026603	ELLIS	04/28/2008	26,390.00	5,278.00	0.00	21,112.00	21,112.00
WQ	34765	City of Pharr	TX0062219	HIDALGO	03/08/2008	2,275.00	455.00	1,820.00	0.00	0.00
WQ	34593	City of Pinehurst	WQ0010597001	ORANGE	04/28/2008	15,717.00	3,143.00	12,574.00	0.00	0.00
WQ	33746	City of Plano		COLLIN	07/21/2008	27,000.00	0.00	0.00	27,000.00	27,000.00
WQ	34760	City of Plano		COLLIN	05/22/2008	15,000.00	0.00	15,000.00	0.00	0.00
WQ	25773	City of Point	TPDES0071579	RAINS	11/19/2007	12,773.00	2,555.00	10,218.00	0.00	0.00

Appendix 11: List of Administrative Orders Issued FY2008

Singles Program

Date Range Selected : 09/01/2007 - 08/31/2008

PGM	Case No.	Respondent Name	TCEQ ID	County	Order Date	Penalty Assessed	Penalty Deferred	Payable Amount	SEP Cost	SEP Offset
WQ	32807	City of Post	TX0001511	GARZA	02/25/2008	14,450.00	2,890.00	0.00	11,560.00	11,560.00
WQ	34726	City of Pottsboro	TX0068756	GRAYSON	07/21/2008	194,725.00	73,828.00	0.00	120,897.00	120,897.00
WQ	34397	City of Quinlan	TX0022331	HUNT	02/25/2008	6,100.00	0.00	6,100.00	0.00	0.00
WQ	34865	City of Redwater	TX0056251	BOWIE	04/28/2008	3,100.00	620.00	2,480.00	0.00	0.00
WQ	32897	City of Reno	TX0082309	LAMAR	01/12/2008	4,540.00	908.00	0.00	3,632.00	3,632.00
WQ	34848	City of Rising Star	TX0075604	EASTLAND	06/19/2008	2,700.00	540.00	0.00	2,160.00	2,160.00
WQ	32879	City of Rockdale	TX0027197	MILAM	11/19/2007	7,100.00	0.00	0.00	7,100.00	7,100.00
WQ	33652	City of Rogers	TX0027103	BELL	01/28/2008	12,600.00	2,520.00	0.00	10,080.00	10,080.00
WQ	34928	City of Rose City	WQ0014595001	ORANGE	08/15/2008	9,230.00	1,846.00	7,384.00	0.00	0.00
WQ	34693	City of Runaway Bay	TX0026689	WISE	06/05/2008	9,675.00	1,935.00	0.00	7,740.00	7,740.00
WQ	32603	City of Sabinal	TX0118435	UVALDE	01/12/2008	11,250.00	2,250.00	9,000.00	0.00	0.00
WQ	34617	City of San Augustine	TX0022349	SAN AUGUSTINE	08/15/2008	5,200.00	1,040.00	0.00	4,160.00	4,160.00
WQ	34106	City of Seminole	TX0123315	GAINES	07/21/2008	4,560.00	912.00	0.00	3,648.00	3,648.00
WQ	31565	City of Shepherd	TPDES0054160	SAN JACINTO	09/21/2007	3,840.00	768.00	0.00	3,072.00	3,072.00
WQ	34583	City of Shepherd	WQ0011380001	SAN JACINTO	04/14/2008	8,600.00	1,720.00	0.00	6,880.00	6,880.00
WQ	34881	City of Southside Place	TX026972	HARRIS	05/22/2008	3,600.00	720.00	0.00	2,880.00	2,880.00
WQ	33131	City of Stockdale	TPDES0054232	WILSON	02/18/2008	8,060.00	1,612.00	0.00	6,448.00	6,448.00
WQ	34001	City of Strawn	TX0022977	PALO PINTO	04/28/2008	7,080.00	1,416.00	0.00	5,664.00	5,664.00
WQ	34847	City of Streetman	TX0072338	FREESTONE	06/19/2008	4,805.00	961.00	3,844.00	0.00	0.00
WQ	32576	City of Teague	TX0034509	FREESTONE	10/25/2007	8,280.00	1,656.00	0.00	6,624.00	6,624.00
WQ	33659	City of Teague	TPDES0034495	FREESTONE	01/28/2008	9,570.00	1,914.00	0.00	7,656.00	7,656.00
WQ	33870	City of Temple			01/12/2008	6,300.00	1,260.00	5,040.00	0.00	0.00
WQ	34744	City of the Colony	TX0053112	DENTON	06/19/2008	51,000.00	0.00	0.00	51,000.00	51,000.00
WQ	34770	City of Trinidad	TX0054585	HENDERSON	04/28/2008	8,520.00	1,704.00	6,816.00	0.00	0.00
WQ	31478	City of Uvalde	TPDES0023094	UVALDE	11/09/2007	21,750.00	4,350.00	0.00	17,400.00	17,400.00
WQ	2875	City of Venus	TPDES0032620	JOHNSON	02/18/2008	17,620.00	0.00	0.00	17,620.00	17,620.00
WQ	34306	City of Waco *	TPDES0026506	MCLENNAN	04/28/2008	54,720.00	0.00	0.00	54,720.00	54,720.00
WQ	34416	City of Waelder	TX0034452	GONZALES	04/14/2008	3,200.00	640.00	2,560.00	0.00	0.00
WQ	32608	City of Whitney	TPDES0106551	HILL	10/04/2007	9,960.00	1,992.00	7,968.00	0.00	0.00
WQ	32893	City of Wichita Falls	WQ0010509001	WICHITA	11/09/2007	4,825.00	965.00	3,860.00	0.00	0.00
WQ	33238	City of Willow Park	TX0099732000	PARKER	11/19/2007	7,280.00	1,456.00	5,824.00	0.00	0.00
WQ	34480	City of Willow Park	WQ0013759001	PARKER	02/25/2008	9,200.00	1,840.00	7,360.00	0.00	0.00
WQ	34713	City of Wills Point	WQ0010623001	VAN ZANDT	07/03/2008	18,600.00	3,720.00	0.00	14,880.00	14,880.00
WQ	34207	CLARK, JAMES W		CORYELL	02/08/2008	750.00	150.00	600.00	0.00	0.00
WQ	32894	Claybar Construction, LLP		NEWTON	11/09/2007	2,100.00	420.00	1,680.00	0.00	0.00
WQ	35252	Clearstream Wastewater Systems, Inc.	TXRNEV429	HARDIN	08/29/2008	700.00	0.00	700.00	0.00	0.00
WQ	34483	Clifco Construction, Ltd.		MONTGOMERY	04/14/2008	4,500.00	900.00	3,600.00	0.00	0.00

*There are Multiple Respondent Names associated to this Case No.

Appendix 11: List of Administrative Orders Issued FY2008

Singles Program

Date Range Selected : 09/01/2007 - 08/31/2008

PGM	Case No.	Respondent Name	TCEQ ID	County	Order Date	Penalty Assessed	Penalty Deferred	Payable Amount	SEP Cost	SEP Offset
WQ	34441	Clint Independent School District	WQ0014005001	EL PASO	03/08/2008	2,040.00	408.00	1,632.00	0.00	0.00
WQ	33790	Coastal Chemical Co., L.L.C.	TX0118648	HARRIS	04/03/2008	4,509.00	901.00	3,608.00	0.00	0.00
WQ	34146	Common Development Group 06, LTD.	13-07022302	BEXAR	02/08/2008	13,500.00	2,700.00	10,800.00	0.00	0.00
WQ	23303	COWBOY FOUNDATIONS AND CONSTRUCTION, INC.	R13ST0127	COMAL	07/03/2008	3,800.00	0.00	3,800.00	0.00	0.00
WQ	33651	Crance Co.		MONTGOMERY	12/20/2007	3,180.00	636.00	2,544.00	0.00	0.00
WQ	34808	Creek Park Corporation	TX0125954	JOHNSON	04/14/2008	2,200.00	440.00	1,760.00	0.00	0.00
WQ	34439	Custom Crushed Stone, Inc.		BEXAR	03/08/2008	1,500.00	300.00	1,200.00	0.00	0.00
WQ	33302	Dallas County Utility & Reclamation District	TPDES0111741	DALLAS	12/20/2007	4,340.00	868.00	3,472.00	0.00	0.00
WQ	31342	Del Sol Development, Inc.		DALLAS	02/18/2008	2,100.00	0.00	2,100.00	0.00	0.00
WQ	34884	Delta Tubular Processing, L.P.	TX0087599	HARRIS	04/03/2008	18,200.00	3,640.00	14,560.00	0.00	0.00
WQ	2625	Derdeyn/Ford, Inc.	TPDES0066338	MARION	01/28/2008	41,933.00	38,333.00	3,600.00	0.00	0.00
WQ	35336	Dewberry Investments, Ltd.		BASTROP	08/29/2008	700.00	0.00	700.00	0.00	0.00
WQ	34640	Diocese of Galveston-Houston	TX0123587	MONTGOMERY	04/28/2008	11,626.00	2,325.00	0.00	9,301.00	9,301.00
WQ	32931	Diocese of Galveston-Houston	TPDES0123587	MONTGOMERY	12/20/2007	6,080.00	1,216.00	4,864.00	0.00	0.00
WQ	34520	Dionysus Group L.L.L.P.	11-07062503	WILLIAMSON	02/18/2008	3,375.00	675.00	2,700.00	0.00	0.00
WQ	33791	Dome Petrochemical, L.C.	TX0098604	CHAMBERS	12/20/2007	5,400.00	1,080.00	4,320.00	0.00	0.00
WQ	34204	Douglas L. Barr DBA Texas Rock	TXR05Q601	LIMESTONE	07/23/2008	6,300.00	0.00	6,300.00	0.00	0.00
WQ	31542	DRENNAN DAY CUSTOM HOMES INC.		WILLIAMSON	11/09/2007	16,000.00	3,200.00	6,400.00	6,400.00	6,400.00
WQ	34570	E. I. du Pont de Nemours and Company	TX0007293	HARRIS	04/03/2008	20,400.00	4,080.00	16,320.00	0.00	0.00
WQ	34473	Earth Haulers, Inc.		PARKER	01/28/2008	875.00	0.00	875.00	0.00	0.00
WQ	34413	Earth Haulers, Inc.	TXR15K235	TARRANT	03/08/2008	1,000.00	200.00	800.00	0.00	0.00
WQ	33262	East Central ISD	WQ0013701001	BEXAR	11/19/2007	1,650.00	330.00	0.00	1,320.00	1,320.00
WQ	33622	EDWARDS, MARTIN LEON	TX0128406	WOOD	01/28/2008	2,400.00	480.00	1,920.00	0.00	0.00
WQ	33599	El Dorado Utility District	TX0025623	HARRIS	01/12/2008	1,200.00	240.00	960.00	0.00	0.00
WQ	34832	Eldon Blount Construction Company, Inc	TXR15BD04	ECTOR	02/18/2008	700.00	0.00	700.00	0.00	0.00
WQ	34573	ELG Metals, Inc.	TX0106861	HARRIS	04/14/2008	5,670.00	1,134.00	2,268.00	2,268.00	2,268.00
WQ	34436	Elite Computer Consultants, L.P.	TX0091171	HARRIS	03/08/2008	4,960.00	992.00	3,968.00	0.00	0.00
WQ	35445	Enviroplan Architects - Planners Austin, Inc.	11-07120501	TRAVIS	07/03/2008	2,625.00	525.00	2,100.00	0.00	0.00
WQ	32407	Erath County		ERATH	09/21/2007	2,100.00	420.00	1,680.00	0.00	0.00
WQ	35507	ESPINOSA, JIMMY		CONCHO	08/29/2008	131.00	26.00	105.00	0.00	0.00
WQ	32136	ESPINOZA, JOSE J		WILLIAMSON	02/18/2008	14,300.00	0.00	14,300.00	0.00	0.00
WQ	34939	ExxonMobil Oil Corporation	TX0004227	JEFFERSON	06/19/2008	5,740.00	1,148.00	2,296.00	2,296.00	2,296.00
WQ	33459	ExxonMobil Oil Corporation	TPDES0118737	JEFFERSON	01/12/2008	2,880.00	576.00	1,152.00	1,152.00	1,152.00
WQ	34425	F&K Face, L.P.		SMITH	03/08/2008	5,202.00	1,040.00	4,162.00	0.00	0.00

Appendix 11: List of Administrative Orders Issued FY2008

Singles Program

Date Range Selected : 09/01/2007 - 08/31/2008

PGM	Case No.	Respondent Name	TCEQ ID	County	Order Date	Penalty Assessed	Penalty Deferred	Payable Amount	SEP Cost	SEP Offset
WQ	33118	FAIRWAY LEASING LLC	13-07021303	COMAL	11/19/2007	1,000.00	200.00	800.00	0.00	0.00
WQ	33314	Fayette County	TPDES0125491	FAYETTE	01/28/2008	2,469.00	493.00	0.00	1,976.00	1,976.00
WQ	33099	Fiorano Ventures, L.L.C.	13-07012201	COMAL	08/15/2008	24,000.00	4,800.00	19,200.00	0.00	0.00
WQ	35588	First Texas Homes, Inc.		COLLIN	07/21/2008	700.00	0.00	700.00	0.00	0.00
WQ	35589	First Texas Homes, Inc.		COLLIN	07/21/2008	700.00	0.00	700.00	0.00	0.00
WQ	33705	Five Nine Seven Limited Partnership	TX0033197	BRAZOS	02/18/2008	9,000.00	1,800.00	7,200.00	0.00	0.00
WQ	34351	Forestar (USA) Real Estate Group Inc.	13-07041602	BEXAR	02/08/2008	1,875.00	375.00	1,500.00	0.00	0.00
WQ	35504	Fort Bend County MUD 130	TX0118109	FORT BEND	08/29/2008	4,170.00	834.00	3,336.00	0.00	0.00
WQ	34394	Fort Bend County MUD 30	TX0078751	FORT BEND	02/25/2008	6,680.00	1,336.00	5,344.00	0.00	0.00
WQ	34211	Fort Bend County Municipal Utility District 116	TX0117617	FORT BEND	02/18/2008	2,580.00	516.00	2,064.00	0.00	0.00
WQ	33486	Fort Bend County Municipal Utility District 142	TPDES0125555	FORT BEND	12/20/2007	1,740.00	348.00	1,392.00	0.00	0.00
WQ	33910	Frontera Truck Parts & Equipment, Inc.	TXR05R291	ELLIS	01/12/2008	1,500.00	300.00	1,200.00	0.00	0.00
WQ	33284	Galileo Mount Houston TX LP	TPDES0120189	HARRIS	12/20/2007	5,310.00	1,062.00	4,248.00	0.00	0.00
WQ	34350	Galileo Mount Houston TX LP	TX0120189	HARRIS	02/25/2008	35,490.00	0.00	35,490.00	0.00	0.00
WQ	33110	GARDNER, JOHN	20474	PARKER	11/09/2007	3,060.00	612.00	2,448.00	0.00	0.00
WQ	33631	Gavin Steel Fabricating, Inc.	TXR05P614	BEXAR	10/25/2007	875.00	0.00	875.00	0.00	0.00
WQ	32860	Georgetown Independent School District	11-07020201	WILLIAMSON	10/25/2007	24,000.00	4,800.00	19,200.00	0.00	0.00
WQ	35320	GRAUL, JOHN M		TRAVIS	08/29/2008	2,625.00	525.00	2,100.00	0.00	0.00
WQ	34364	Gruene Rapids Condominiums, LLC	13-07051601	COMAL	03/08/2008	25,500.00	5,100.00	20,400.00	0.00	0.00
WQ	33237	Gulf Coast Machine & Supply Company	TX0008290	JEFFERSON	11/19/2007	9,100.00	1,820.00	7,280.00	0.00	0.00
WQ	29277	Gulf Coast Trades Center	TPDES0035157	WALKER	09/21/2007	6,985.00	1,397.00	0.00	5,588.00	5,588.00
WQ	34209	GUZMAN, HECTOR	TPDES0072516	LIBERTY	04/03/2008	6,420.00	1,284.00	5,136.00	0.00	0.00
WQ	34124	Halliburton Energy Services, Inc.	TX0078638	HARRIS	02/18/2008	2,820.00	564.00	2,256.00	0.00	0.00
WQ	34156	Harbenger Enterprises, Inc.		PARKER	02/08/2008	3,000.00	600.00	2,400.00	0.00	0.00
WQ	34696	HARMONY INDEPENDENT SCHOOL DISTRICT	TX0097233	UPSHUR	03/08/2008	4,560.00	912.00	3,648.00	0.00	0.00
WQ	33749	Harris County MUD 278	TX0124346	HARRIS	04/28/2008	2,500.00	500.00	2,000.00	0.00	0.00
WQ	34424	Harris County Municipal Utility District 189	TX0083712	HARRIS	02/25/2008	2,040.00	408.00	1,632.00	0.00	0.00
WQ	35367	Harris County Municipal Utility District 250	TX0093581	HARRIS	08/15/2008	11,160.00	2,232.00	8,928.00	0.00	0.00
WQ	33134	Harris County Municipal Utility District 286	TX0096920	HARRIS	01/12/2008	2,000.00	400.00	1,600.00	0.00	0.00
WQ	32167	Harris County Municipal Utility District 358	TPDES0105376	HARRIS	01/12/2008	2,900.00	580.00	2,320.00	0.00	0.00
WQ	33021	Harris County Municipal Utility District 360	WQ0013753001	HARRIS	11/19/2007	3,900.00	780.00	3,120.00	0.00	0.00

Appendix 11: List of Administrative Orders Issued FY2008

Singles Program

Date Range Selected : 09/01/2007 - 08/31/2008

PGM	Case No.	Respondent Name	TCEQ ID	County	Order Date	Penalty Assessed	Penalty Deferred	Payable Amount	SEP Cost	SEP Offset
WQ	35386	HARRIS, GRADY	TXR15HN48	KAUFMAN	08/29/2008	1,050.00	210.00	840.00	0.00	0.00
WQ	32434	Hawkins Homes, Inc.		HARDIN	10/25/2007	3,210.00	642.00	2,568.00	0.00	0.00
WQ	34961	HCNRC REAL ESTATE, LTD		GONZALES	07/03/2008	2,100.00	420.00	1,680.00	0.00	0.00
WQ	35375	HERNANDEZ, MARIO	23383	CAMERON	08/29/2008	2,800.00	560.00	2,240.00	0.00	0.00
WQ	33139	HIGHWAY 46 LTD	13-07021304	COMAL	11/09/2007	1,000.00	200.00	800.00	0.00	0.00
WQ	35119	Hooks Mobile Home Park, Ltd.	TX0078883	HARRIS	06/19/2008	1,650.00	330.00	1,320.00	0.00	0.00
WQ	34171	Houston Marine Services, Inc.	TX0106488	HARRIS	02/08/2008	3,960.00	792.00	1,584.00	1,584.00	1,584.00
WQ	33865	Houston Oaks Golf Management Company, L.P.	TX0086053	WALLER	02/08/2008	5,859.00	1,171.00	4,688.00	0.00	0.00
WQ	33291	Hull Fresh Water Supply District	TX0106836	LIBERTY	01/12/2008	22,425.00	4,485.00	17,940.00	0.00	0.00
WQ	34603	HYDER, SYED N	TX0071145	BRAZOS	03/08/2008	41,800.00	0.00	41,800.00	0.00	0.00
WQ	35014	Icon Builders, L.L.C.		ORANGE	04/28/2008	700.00	0.00	700.00	0.00	0.00
WQ	34463	I-CORP, INC.		JEFFERSON	11/19/2007	875.00	0.00	875.00	0.00	0.00
WQ	33779	Ineos Polyethylene North America	TX0006033	HARRIS	04/03/2008	49,750.00	9,950.00	39,800.00	0.00	0.00
WQ	33313	International Paper Company	TPDES0006076	POLK	02/25/2008	6,372.00	1,274.00	5,098.00	0.00	0.00
WQ	34210	Is Zen Center	TX0126306	MONTGOMERY	04/03/2008	1,700.00	340.00	1,360.00	0.00	0.00
WQ	35084	J. C. SMITH AND SONS SAND GRAVEL, INC.	TXR05T327	POLK	06/05/2008	700.00	0.00	700.00	0.00	0.00
WQ	34469	J.H. Strain & Sons, Inc.		TAYLOR	11/19/2007	700.00	0.00	700.00	0.00	0.00
WQ	34042	Jack Bandy Construction, Inc.		BURNET	02/18/2008	1,500.00	300.00	1,200.00	0.00	0.00
WQ	32564	Janskys Sand & Gravel		LAVACA	10/25/2007	2,100.00	420.00	1,680.00	0.00	0.00
WQ	34835	Jay Mills Contracting, Incorporated		ERATH	02/18/2008	700.00	0.00	700.00	0.00	0.00
WQ	30843	Jerrico General Contractor, Inc.		HARRIS	09/21/2007	750.00	0.00	750.00	0.00	0.00
WQ	32630	Johnson County Fresh Water Supply District 1	TX0124923	JOHNSON	09/21/2007	4,445.00	889.00	3,556.00	0.00	0.00
WQ	34880	JOHNSON, JOE		LLANO	06/19/2008	2,100.00	420.00	1,680.00	0.00	0.00
WQ	35153	JORDAN, WILLIAM OSWALD		TYLER	06/05/2008	700.00	0.00	700.00	0.00	0.00
WQ	32610	Katy ISD	TPDES0079201	HARRIS	10/25/2007	3,140.00	628.00	0.00	2,512.00	2,512.00
WQ	17629	KC MATERIALS, INC.	20801	COMAL	02/18/2008	6,000.00	0.00	6,000.00	0.00	0.00
WQ	35063	Kerr Materials, L.P.		FAYETTE	05/22/2008	2,000.00	400.00	1,600.00	0.00	0.00
WQ	35444	Kiker's Machine Works, Inc.	TXR05X293	ECTOR	08/15/2008	2,100.00	420.00	1,680.00	0.00	0.00
WQ	33789	King-Isles, Inc.		NUECES	02/25/2008	1,000.00	200.00	800.00	0.00	0.00
WQ	33704	Kwik-Kopy Corporation	TX0098434	HARRIS	01/12/2008	1,270.00	254.00	1,016.00	0.00	0.00
WQ	34709	Lakeshore Utility Company	WQ0011502001	HENDERSON	05/22/2008	12,240.00	2,448.00	9,792.00	0.00	0.00
WQ	35163	Lattimore Materials Company, L.P.	TXG110120	COLLIN	07/21/2008	4,350.00	870.00	3,480.00	0.00	0.00
WQ	32764	Leeco Properties, Inc.		ECTOR	02/08/2008	2,000.00	400.00	1,600.00	0.00	0.00
WQ	34748	LGI Homes, LTD.	TX0127183	FORT BEND	02/08/2008	850.00	170.00	680.00	0.00	0.00

Appendix 11: List of Administrative Orders Issued FY2008

Singles Program

Date Range Selected : 09/01/2007 - 08/31/2008

PGM	Case No.	Respondent Name	TCEQ ID	County	Order Date	Penalty Assessed	Penalty Deferred	Payable Amount	SEP Cost	SEP Offset
WQ	32882	Lighthouse Land Ventures, Ltd.	13-06122802	BEXAR	10/25/2007	58,000.00	11,600.00	46,400.00	0.00	0.00
WQ	33653	Lone Star Stone of Texas, Inc.	TXG110573	HILL	02/18/2008	10,934.00	2,186.00	8,748.00	0.00	0.00
WQ	25950	Lonestar Aquafarms, Ltd.	TPDES0123803	JACKSON	01/28/2008	3,048.00	0.00	3,048.00	0.00	0.00
WQ	32876	LONG, JERRY	710322	PALO PINTO	10/25/2007	1,590.00	318.00	1,272.00	0.00	0.00
WQ	17574	LOUIS MONCUS DBA MONCUS SAND & GRAVEL	TXR05R479	MCLENNAN	07/23/2008	0.00	0.00	0.00	0.00	0.00
WQ	34803	Lower Colorado River Authority *	TPDES0101940	WILLIAMSON	05/22/2008	13,500.00	2,700.00	0.00	10,800.00	10,800.00
WQ	34618	LUND, ROGER ALLEN	WQ0013829001	ANDERSON	04/14/2008	12,000.00	2,400.00	9,600.00	0.00	0.00
WQ	33380	M&T Natural Stone, Inc.	TXR05R383	PALO PINTO	01/28/2008	29,760.00	5,952.00	23,808.00	0.00	0.00
WQ	33059	Mallard Point WWTP, LLC	TX0123528	HUNT	11/19/2007	5,130.00	1,026.00	4,104.00	0.00	0.00
WQ	29434	MARCANTEL, THOMAS	21313	LEON	02/18/2008	2,500.00	0.00	2,500.00	0.00	0.00
WQ	33069	Marine Quest - Hidden Cove, L.P.	TX0093696	DENTON	11/19/2007	8,100.00	1,620.00	6,480.00	0.00	0.00
WQ	33114	Marmac, LLC	TX0125920	HARRIS	11/09/2007	1,600.00	320.00	1,280.00	0.00	0.00
WQ	35090	Martin Product Sales LLC *	TPDES0116921	JEFFERSON	07/03/2008	34,240.00	6,848.00	27,392.00	0.00	0.00
WQ	32636	Martinek Construction, Inc.		ELLIS	09/21/2007	1,800.00	360.00	1,440.00	0.00	0.00
WQ	34878	MCCLUNG, JERRY L	22628	BELL	03/08/2008	650.00	130.00	520.00	0.00	0.00
WQ	34140	McMullen County Water Control & Improvement District No. 1 *	TX0107646	MCMULLEN	05/22/2008	20,160.00	4,032.00	16,128.00	0.00	0.00
WQ	32867	MeadWestvaco Texas, L.P.	TX0003891	JASPER	11/19/2007	12,525.00	2,505.00	5,010.00	5,010.00	5,010.00
WQ	35535	Medina County Water Control & Improvement District No. 2	TX0075779	MEDINA	08/15/2008	1,265.00	253.00	1,012.00	0.00	0.00
WQ	32845	Memorial Point Utility District	TX0022845	POLK	10/25/2007	3,340.00	668.00	0.00	2,672.00	2,672.00
WQ	33076	Mesa Canyon Springs, Ltd.	13-03121801	BEXAR	10/04/2007	750.00	150.00	600.00	0.00	0.00
WQ	33922	Mike Einkauf Custom Homes, Inc		TAYLOR	04/14/2008	2,700.00	540.00	2,160.00	0.00	0.00
WQ	29032	MILAM, CHRISTOPHER *	11-05100701	TRAVIS	10/04/2007	9,750.00	1,950.00	7,800.00	0.00	0.00
WQ	34534	Military Highway Water Supply Corporation	TX0104612	HIDALGO	04/14/2008	6,000.00	1,200.00	4,800.00	0.00	0.00
WQ	32661	MILO DRIVE, INC.	13-06113001	BEXAR	06/25/2008	6,000.00	0.00	6,000.00	0.00	0.00
WQ	34829	Monarch Utilities I L.P.	TX0117455	WOOD	05/22/2008	4,140.00	828.00	3,312.00	0.00	0.00
WQ	34920	Monarch Utilities I L.P.	TX0083127	HENDERSON	07/21/2008	35,150.00	0.00	35,150.00	0.00	0.00
WQ	32008	Montgomery County MUD 56	TX0089672	MONTGOMERY	10/25/2007	12,116.00	2,423.00	9,693.00	0.00	0.00
WQ	34099	Moscow Water Supply Corporation	WQ0011139001	POLK	02/08/2008	18,900.00	3,780.00	15,120.00	0.00	0.00
WQ	29629	MULLIN, PAUL	20585	ANGELINA	02/08/2008	7,000.00	5,800.00	1,200.00	0.00	0.00
WQ	35254	Nabors Well Services Ltd.		PECOS	08/29/2008	700.00	0.00	700.00	0.00	0.00
WQ	33750	Nalle Custom Homes, Inc.		BASTROP	12/20/2007	750.00	150.00	600.00	0.00	0.00
WQ	34992	Neal's Lodges, Inc.		UVALDE	08/29/2008	8,000.00	1,600.00	6,400.00	0.00	0.00
WQ	34898	New Waverly Ventures Ltd. Co.	TX0028169	WALKER	05/22/2008	7,515.00	1,503.00	6,012.00	0.00	0.00
WQ	33235	NGUYEN, CHUNG		BELL	12/20/2007	6,300.00	1,260.00	5,040.00	0.00	0.00

* There are Multiple Respondent Names associated to this Case No.

Appendix 11: List of Administrative Orders Issued FY2008

Singles Program

Date Range Selected : 09/01/2007 - 08/31/2008

PGM	Case No.	Respondent Name	TCEQ ID	County	Order Date	Penalty Assessed	Penalty Deferred	Payable Amount	SEP Cost	SEP Offset
WQ	33081	North Alamo Water Supply Corporation	TX0119024	HIDALGO	10/04/2007	5,700.00	1,140.00	4,560.00	0.00	0.00
WQ	31662	O'Boy Service Company, Inc.	20783	WEBB	06/11/2008	8,925.00	0.00	8,925.00	0.00	0.00
WQ	35362	Oceanering International, Inc.	TX0089061	HARRIS	08/29/2008	5,760.00	1,152.00	4,608.00	0.00	0.00
WQ	35698	OK Concrete Company	TXG110569	BAYLOR	08/29/2008	1,900.00	380.00	1,520.00	0.00	0.00
WQ	34154	OLMOS, GABINO		TRAVIS	02/18/2008	1,050.00	0.00	1,050.00	0.00	0.00
WQ	33319	Olney Construction Company, Inc.	TXR15AT05	WICHITA	01/12/2008	800.00	160.00	640.00	0.00	0.00
WQ	35045	Option 1 Realty Group, LP		NUECES	08/29/2008	700.00	0.00	700.00	0.00	0.00
WQ	34814	Orange County Water Control and Improvement District 2	TX0054810	ORANGE	05/22/2008	14,200.00	2,840.00	11,360.00	0.00	0.00
WQ	34180	Orange County Water Control and Improvement District No. 1	TX0108073	ORANGE	02/08/2008	4,500.00	900.00	0.00	3,600.00	3,600.00
WQ	34893	Oxid L.P.	TX0075060	HARRIS	06/05/2008	7,040.00	1,408.00	5,632.00	0.00	0.00
WQ	34145	P CHEM, INC.	TPDES0084956	HOUSTON	02/08/2008	3,960.00	792.00	3,168.00	0.00	0.00
WQ	34830	Paintbrush 290 GP, LLC.		HAYS	08/29/2008	2,500.00	500.00	2,000.00	0.00	0.00
WQ	31849	Palo Gaucho, Inc.	TX0066672	SABINE	07/02/2008	9,200.00	0.00	9,200.00	0.00	0.00
WQ	34839	Panorama Properties, Ltd.		TARRANT	02/18/2008	700.00	0.00	700.00	0.00	0.00
WQ	33707	PARKSIDE AT MAYFIELD RANCH LTD	11-07022803	WILLIAMSON	01/12/2008	3,000.00	600.00	2,400.00	0.00	0.00
WQ	35046	Parkway Construction & Associates, L.P.		LAMB	04/14/2008	700.00	0.00	700.00	0.00	0.00
WQ	25342	Peaster Independent School District Public Facility Corporation	TPDES0107981	PARKER	09/21/2007	9,870.00	1,974.00	0.00	7,896.00	7,896.00
WQ	35278	Pilgrim's Pride Corporation	TXR05U391	NACOGDOCHES	08/29/2008	2,000.00	400.00	1,600.00	0.00	0.00
WQ	35257	Point Aquarius Municipal Utility District	TX0022071	MONTGOMERY	07/03/2008	2,980.00	596.00	2,384.00	0.00	0.00
WQ	34845	Port Terminal Railroad Association	TX0070645	HARRIS	04/28/2008	2,840.00	568.00	2,272.00	0.00	0.00
WQ	34119	Post Oak Development of Texas, Inc.		BEXAR	07/03/2008	1,000.00	200.00	800.00	0.00	0.00
WQ	34812	Prairie View A&M University	TX0111201	WALLER	05/22/2008	10,950.00	2,190.00	8,760.00	0.00	0.00
WQ	25481	Presbyterian Mo-Ranch Assembly	WQ0010768001	KERR	11/19/2007	5,100.00	1,020.00	0.00	4,080.00	4,080.00
WQ	34963	Primarily Primates		BEXAR	06/19/2008	1,050.00	210.00	840.00	0.00	0.00
WQ	34000	Printpack, Inc.	TX0101192	ORANGE	02/08/2008	3,060.00	612.00	2,448.00	0.00	0.00
WQ	32823	Pulte Homes of Texas, L.P.	13-04031001	BEXAR	09/21/2007	11,000.00	2,200.00	8,800.00	0.00	0.00
WQ	34683	R. A. Bagwell Oil Company, Inc.	TXG830245	RUNNELS	04/28/2008	9,850.00	1,970.00	7,880.00	0.00	0.00
WQ	35447	R.E.E. HOLDING, INC.		JEFFERSON	08/29/2008	700.00	0.00	700.00	0.00	0.00
WQ	28962	RAMOS, MARIO *		JIM HOGG	02/08/2008	688.00	0.00	688.00	0.00	0.00
WQ	32570	Randolph Water Supply Corporation	TX0027928	FANNIN	04/28/2008	41,410.00	29,659.00	11,751.00	0.00	0.00
WQ	35602	Ray French Land Company, Ltd.		PARKER	08/29/2008	1,900.00	380.00	1,520.00	0.00	0.00
WQ	34675	Rayburn Country Municipal Utility District	TX0023701	JASPER	04/14/2008	4,410.00	882.00	0.00	3,528.00	3,528.00
WQ	33442	Reagent Chemical & Research, Inc.	TX0125369	HARRIS	11/09/2007	2,940.00	588.00	2,352.00	0.00	0.00
WQ	35194	Red River Redevelopment Authority	TX0126098	BOWIE	08/29/2008	11,880.00	0.00	5,940.00	5,940.00	5,940.00

Appendix 11: List of Administrative Orders Issued FY2008

Singles Program

Date Range Selected : 09/01/2007 - 08/31/2008

PGM	Case No.	Respondent Name	TCEQ ID	County	Order Date	Penalty Assessed	Penalty Deferred	Payable Amount	SEP Cost	SEP Offset
WQ	35092	Renaissance Stone Works, LLC		TRAVIS	07/03/2008	800.00	160.00	640.00	0.00	0.00
WQ	34742	Restaurant Service, L.L.C.	TX0095435	HARRIS	04/28/2008	8,960.00	1,792.00	7,168.00	0.00	0.00
WQ	33544	Rhodia Inc.	TPDES0088781	WILBARGER	01/28/2008	5,430.00	1,086.00	4,344.00	0.00	0.00
WQ	32646	Rice Water Supply and Sewer Service Corporation	TX0117056	NAVARRO	10/25/2007	13,100.00	2,620.00	10,480.00	0.00	0.00
WQ	29653	RICE, JOHN W		JIM WELLS	01/12/2008	1,050.00	0.00	1,050.00	0.00	0.00
WQ	32742	RIEDEL, ANTHONY J	TX0082988	HARRIS	10/04/2007	6,370.00	1,274.00	5,096.00	0.00	0.00
WQ	35151	Riviera Water Control & Improvement District	TX0112763	KLEBERG	08/15/2008	2,500.00	500.00	2,000.00	0.00	0.00
WQ	33551	ROBINSON, JAMES WAYNE	TX0094056	HARRIS	01/28/2008	4,410.00	882.00	3,528.00	0.00	0.00
WQ	33075	Rocky Point Estate Land Trust	TX0123552	DENTON	11/19/2007	5,540.00	1,108.00	4,432.00	0.00	0.00
WQ	35559	Royce Homes, L. P.	TXR150234	HARRIS	08/29/2008	1,050.00	210.00	840.00	0.00	0.00
WQ	33264	San Antonio Water System	TX0052639	BEXAR	06/05/2008	11,400.00	0.00	11,400.00	0.00	0.00
WQ	34316	SCHOBER, CHRIS		BEXAR	03/08/2008	900.00	180.00	720.00	0.00	0.00
WQ	33498	Scientific Drilling International, Inc.		MIDLAND	11/09/2007	875.00	0.00	875.00	0.00	0.00
WQ	34656	Scurry-Rosser Independent School District	TX0126128	KAUFMAN	04/28/2008	6,200.00	1,240.00	4,960.00	0.00	0.00
WQ	34957	Sealy Concrete, Inc.	TXG110293	AUSTIN	05/22/2008	4,750.00	950.00	3,800.00	0.00	0.00
WQ	34833	Shepherd Place Homes, Inc.		KAUFMAN	02/18/2008	700.00	0.00	700.00	0.00	0.00
WQ	33315	Shin-Etsu Silicones of America, Inc.	TX0124427	BRAZORIA	01/12/2008	10,650.00	2,130.00	8,520.00	0.00	0.00
WQ	35244	Signature Flight Support Corporation	TXR05N559	NUECES	06/19/2008	700.00	0.00	700.00	0.00	0.00
WQ	35310	Smart Materials, Inc.		CHAMBERS	08/29/2008	700.00	0.00	700.00	0.00	0.00
WQ	34679	SMI Oil Field Services, Inc. *	TX0084093	HARRIS	06/05/2008	13,426.00	2,685.00	10,741.00	0.00	0.00
WQ	34404	Smith County MUD	TX0032484	SMITH	04/14/2008	13,275.00	2,655.00	0.00	10,620.00	10,620.00
WQ	34639	SOHO Retail, Ltd.	13-04072201A	BEXAR	04/03/2008	3,900.00	780.00	3,120.00	0.00	0.00
WQ	35152	Somerset Custom Homes, Ltd.		TARRANT	08/29/2008	700.00	0.00	700.00	0.00	0.00
WQ	33788	Southern Forest Products, LLC	WQ0004241000	NEWTON	02/18/2008	7,350.00	1,470.00	5,880.00	0.00	0.00
WQ	34120	South-Tex Concrete, Inc.		CAMERON	10/25/2007	875.00	0.00	875.00	0.00	0.00
WQ	2757	Southwest Nut Company		EL PASO	03/08/2008	18,300.00	0.00	18,300.00	0.00	0.00
WQ	33497	Southwestern Public Service Company	TX0124575	POTTER	01/12/2008	4,320.00	864.00	1,728.00	1,728.00	1,728.00
WQ	27386	Speedy Stop Food Stores, Ltd.	1105072204	WILLIAMSON	01/28/2008	29,625.00	0.00	29,625.00	0.00	0.00
WQ	33701	Spring Creek Utility District	TPDES0026221	MONTGOMERY	12/20/2007	3,770.00	754.00	3,016.00	0.00	0.00
WQ	34885	SPX Corporation	TX0087416	HARRIS	05/22/2008	3,060.00	612.00	1,224.00	1,224.00	1,224.00
WQ	32501	Stephen F. Austin State University	TX0098744	SAN AUGUSTINE	09/21/2007	2,380.00	476.00	1,904.00	0.00	0.00
WQ	34730	Sterling Chemicals, Inc.	TX0005762	GALVESTON	06/05/2008	7,875.00	1,575.00	3,150.00	3,150.00	3,150.00
WQ	33555	Stolthaven Houston, Inc.	TX0091855	HARRIS	01/28/2008	13,725.00	2,745.00	5,490.00	5,490.00	5,490.00
WQ	33508	Stone Mill Homes, Inc.		DENTON	01/12/2008	3,000.00	600.00	2,400.00	0.00	0.00

* There are Multiple Respondent Names associated to this Case No.

Appendix 11: List of Administrative Orders Issued FY2008

Singles Program

Date Range Selected : 09/01/2007 - 08/31/2008

PGM	Case No.	Respondent Name	TCEQ ID	County	Order Date	Penalty Assessed	Penalty Deferred	Payable Amount	SEP Cost	SEP Offset
WQ	28312	Superior Stone Inc.	11-071051501	WILLIAMSON	02/18/2008	13,200.00	0.00	13,200.00	0.00	0.00
WQ	34747	Tarken Builders, Ltd.		ARANSAS	02/25/2008	2,000.00	400.00	1,600.00	0.00	0.00
WQ	33560	Tejas Industries, Ltd.	WQ0001300000	DEAF SMITH	02/08/2008	18,315.00	3,663.00	14,652.00	0.00	0.00
WQ	34041	Texas Department of Criminal Justice	TX0031569	BRAZORIA	02/25/2008	13,360.00	0.00	0.00	13,360.00	13,360.00
WQ	33126	Texas Department of Criminal Justice	TX0031658	BRAZORIA	11/09/2007	2,970.00	594.00	0.00	2,376.00	2,376.00
WQ	34872	Texas Department of Criminal Justice	TX0031607	WALKER	06/05/2008	3,220.00	644.00	0.00	2,576.00	2,576.00
WQ	33460	Texas Department of Criminal Justice	TPDES0031615	MADISON	01/12/2008	3,660.00	732.00	0.00	2,928.00	2,928.00
WQ	33503	Texas Department of Criminal Justice	TX0031674	FORT BEND	01/12/2008	14,365.00	2,873.00	0.00	11,492.00	11,492.00
WQ	25256	Texas Department of Transportation	TPDES0027855		12/20/2007	14,260.00	2,852.00	11,408.00	0.00	0.00
WQ	34526	Texas Department of Transportation	TX0075205000	ELLIS	04/14/2008	6,200.00	1,240.00	0.00	4,960.00	4,960.00
WQ	34535	Texas Egg Products, LLC	TXU500245	GONZALES	02/25/2008	950.00	190.00	760.00	0.00	0.00
WQ	32859	Texas H2O, Inc.	TPDES0089338	HOOD	11/09/2007	6,929.00	1,385.00	5,544.00	0.00	0.00
WQ	35265	Texas H2O, Inc.		HOOD	08/29/2008	2,100.00	420.00	1,680.00	0.00	0.00
WQ	34922	Texas Military Institute of San Antonio, Texas	13-04071401	BEXAR	06/05/2008	3,000.00	600.00	2,400.00	0.00	0.00
WQ	32429	Texas Parks and Wildlife Department	WQ0011738001	SMITH	09/21/2007	3,810.00	762.00	3,048.00	0.00	0.00
WQ	33287	Texas Westmoreland Coal Co.	TPDES0086541	LEON	01/12/2008	10,625.00	2,125.00	8,500.00	0.00	0.00
WQ	33421	THAMES, JULIE ANN	WQ0014753001	JOHNSON	01/12/2008	6,500.00	1,300.00	5,200.00	0.00	0.00
WQ	35306	The Aermotor Company		TOM GREEN	08/29/2008	700.00	0.00	700.00	0.00	0.00
WQ	33183	The Falls MUD	TPDES0096768	COLORADO	11/19/2007	6,000.00	1,200.00	4,800.00	0.00	0.00
WQ	35187	The Goodyear Tire & Rubber Company	WQ0003750000	TOM GREEN	07/21/2008	2,140.00	428.00	1,712.00	0.00	0.00
WQ	32215	The Park at Hardy Oak Homeowners Association, Inc.	13-00102303	BEXAR	09/21/2007	2,625.00	525.00	2,100.00	0.00	0.00
WQ	34999	TOTAL PETROCHEMICALS USA, INC.	TX0007421	HARRIS	05/22/2008	37,800.00	7,560.00	30,240.00	0.00	0.00
WQ	32803	Town of Ponder	TX0123862	DENTON	10/04/2007	4,500.00	900.00	3,600.00	0.00	0.00
WQ	34040	Town of Prosper	TX0026514	COLLIN	02/18/2008	8,960.00	1,792.00	0.00	7,168.00	7,168.00
WQ	34974	TOWN OF VAN HORN	TX0107867	CULBERSON	05/22/2008	2,900.00	580.00	0.00	2,320.00	2,320.00
WQ	34958	TOWN OF WINDOM	TX0072711	FANNIN	07/21/2008	9,960.00	1,992.00	7,968.00	0.00	0.00
WQ	34127	TOWN OF WOODSBORO	TX0032638	REFUGIO	01/28/2008	1,050.00	210.00	840.00	0.00	0.00
WQ	34335	Tri Century Management Solutions, Inc.	TXR15BU46	WICHITA	02/25/2008	410.00	82.00	328.00	0.00	0.00
WQ	33543	Trigeant, Ltd.	TPDES0096474	NUECES	01/12/2008	2,220.00	444.00	1,776.00	0.00	0.00
WQ	33706	Trinity @ Windfern LLC	TX0092746	HARRIS	06/05/2008	12,390.00	2,478.00	9,912.00	0.00	0.00
WQ	33550	Trinity Bay Conservation District	TX0020460	CHAMBERS	01/12/2008	18,400.00	3,680.00	14,720.00	0.00	0.00
WQ	32516	Trinity Bay Conservation District *	TX0033944	CHAMBERS	10/04/2007	8,904.00	1,780.00	7,124.00	0.00	0.00
WQ	32848	TXI Operations, LP	TX0047791	NAVARRO	11/09/2007	14,445.00	2,889.00	11,556.00	0.00	0.00
WQ	31643	U.S. Oil Recovery, L.P.		HARRIS	06/05/2008	26,650.00	0.00	26,650.00	0.00	0.00
WQ	34658	Upper Trinity Regional Water District	TX0123781	DENTON	06/05/2008	3,400.00	680.00	0.00	2,720.00	2,720.00

* There are Multiple Respondent Names associated to this Case No.

Appendix 11: List of Administrative Orders Issued FY2008

Singles Program

Date Range Selected : 09/01/2007 - 08/31/2008

PGM	Case No.	Respondent Name	TCEQ ID	County	Order Date	Penalty Assessed	Penalty Deferred	Payable Amount	SEP Cost	SEP Offset
WQ	31762	VALENZUELA, ENRIQUE		OCHILTREE	03/08/2008	4,462.00	892.00	3,570.00	0.00	0.00
WQ	35133	Value Family Homes - Denton, L.P.		DENTON	08/29/2008	4,875.00	0.00	4,875.00	0.00	0.00
WQ	32721	Velta Homes, Inc.		ELLIS	11/09/2007	2,000.00	400.00	800.00	800.00	800.00
WQ	32064	Via Bayou, Inc.	TX0124761	GALVESTON	09/21/2007	9,150.00	1,830.00	7,320.00	0.00	0.00
WQ	34405	Victoria County Wcid 1	TX0122246	VICTORIA	04/03/2008	8,280.00	1,656.00	0.00	6,624.00	6,624.00
WQ	33813	Vopak Terminal Galena Park, Inc.	TX0030929	HARRIS	02/18/2008	3,900.00	780.00	3,120.00	0.00	0.00
WQ	33748	Warren Independent School District	TPDES0076015	TYLER	02/18/2008	3,300.00	660.00	2,640.00	0.00	0.00
WQ	35071	Weekley Homes, L.P		TARRANT	04/28/2008	700.00	0.00	700.00	0.00	0.00
WQ	33186	West Harris County Municipal Utility District 4	TX0079359	HARRIS	01/28/2008	5,080.00	1,016.00	4,064.00	0.00	0.00
WQ	33751	Westex Capital, LTD.		KENDALL	02/18/2008	3,210.00	642.00	2,568.00	0.00	0.00
WQ	34357	Westwind Enterprises, Ltd.		CORYELL	02/25/2008	3,300.00	660.00	2,640.00	0.00	0.00
WQ	33222	Wildwood Property Owners Association	TX0103641	HARDIN	11/19/2007	1,375.00	275.00	0.00	1,100.00	1,100.00
WQ	33471	Wise Ready Mix Concrete Company	TXG110495	WISE	01/28/2008	2,500.00	500.00	2,000.00	0.00	0.00
WQ	34915	Wolf Hollow I, L.P.	TX0123820	HOOD	05/22/2008	17,160.00	3,432.00	13,728.00	0.00	0.00
WQ	33288	Young Men's Christian Association of The Greater Houston Area	TPDES0059579	TRINITY	12/20/2007	7,700.00	1,540.00	0.00	6,160.00	6,160.00
WQ	32723	Zavala County	TX0117986	ZAVALA	11/09/2007	1,265.00	253.00	1,012.00	0.00	0.00
WQ Orders Issued: 435					Total:	3,569,687.00	622,190.00	1,814,618.00	1,132,879.00	1,132,879.00

Appendix 11: List of Administrative Orders Issued FY2008

Singles Program

Date Range Selected : 09/01/2007 - 08/31/2008

PGM	Case No.	Respondent Name	TCEQ ID	County	Order Date	Penalty Assessed	Penalty Deferred	Payable Amount	SEP Cost	SEP Offset
WWA	26318	ALLEN, BRAD		ERATH	01/12/2008	1,050.00	0.00	1,050.00	0.00	0.00
WWA	33266	ANGUIANO, ALICIA		ERATH	12/20/2007	800.00	160.00	640.00	0.00	0.00
WWA	33192	BEYER, JIMMY GAYLON	WQ0003234000	ERATH	10/04/2007	2,160.00	432.00	1,728.00	0.00	0.00
WWA	33259	BOEKHORST, PETRUS ADRIANUS	TXG920170	HOPKINS	12/20/2007	6,000.00	1,200.00	4,800.00	0.00	0.00
WWA	34841	CARPENTER, RUSSELL WAYNE	WQ0003185000	ERATH	04/03/2008	790.00	158.00	632.00	0.00	0.00
WWA	34203	Comtex Dairies, L.L.C. *	TXG920011	COMANCHE	02/08/2008	4,290.00	858.00	3,432.00	0.00	0.00
WWA	33161	COOPER, WILLIAM NEWELL	WQ0003094000	ERATH	12/20/2007	2,080.00	416.00	1,664.00	0.00	0.00
WWA	33154	Cottonwood Auction Barn, L.L.C.	TX0131156	ERATH	10/04/2007	1,840.00	368.00	1,472.00	0.00	0.00
WWA	35001	Dale Gold		LAVACA	08/29/2008	1,050.00	210.00	840.00	0.00	0.00
WWA	32607	DEBOER, NICO JAAP	R05AG0698	HENDERSON	11/09/2007	7,000.00	1,400.00	5,600.00	0.00	0.00
WWA	33160	DERIDDER, PETER WILFRIDUS	WQ0003290000	ERATH	11/19/2007	3,542.00	0.00	3,542.00	0.00	0.00
WWA	34697	DEVRIES, GEORGE TED	WQ0003061000	ERATH	04/03/2008	5,200.00	1,040.00	4,160.00	0.00	0.00
WWA	33629	DEVRIES, GEORGE TED	WQ0003061000	ERATH	12/20/2007	1,860.00	372.00	1,488.00	0.00	0.00
WWA	34458	HEIJLIGERS, LEON	TXG920161	HOPKINS	06/05/2008	4,000.00	800.00	3,200.00	0.00	0.00
WWA	33628	Horizon Dairy	TXG920332	HAMILTON	08/29/2008	2,020.00	0.00	2,020.00	0.00	0.00
WWA	33129	HOWLE, ALLENE *	TXG010019	ERATH	10/04/2007	3,030.00	606.00	2,424.00	0.00	0.00
WWA	33103	HUCKABEE, NANCY LEA *	WQ0003699000	HAMILTON	12/20/2007	2,225.00	445.00	1,780.00	0.00	0.00
WWA	33120	HUISMAN, MEINE *	WQ0003563000	ERATH	11/19/2007	1,820.00	364.00	1,456.00	0.00	0.00
WWA	33198	J.B. Grand Canyon Dairy, L.P.	TX0130923	ERATH	11/09/2007	2,280.00	456.00	1,824.00	0.00	0.00
WWA	33122	LEYENDEKKER, GERBEN	WQ0003259000	ERATH	11/19/2007	2,060.00	412.00	1,648.00	0.00	0.00
WWA	34435	MARTINDALE, LARRY		COOKE	04/14/2008	1,575.00	315.00	1,260.00	0.00	0.00
WWA	20579	Mid-West Feed Yards, Inc.	WQ0001870000	TOM GREEN	02/08/2008	24,675.00	0.00	24,675.00	0.00	0.00
WWA	33039	NC-NorTex Cattle Company, LLC		WILBARGER	10/04/2007	6,300.00	1,260.00	5,040.00	0.00	0.00
WWA	34329	Optimum Calves, L.L.C. *	TXG920817	BAILEY	02/08/2008	2,440.00	488.00	1,952.00	0.00	0.00
WWA	33101	PARKS, ELMER JACK	WQ0003590000	ERATH	11/19/2007	2,040.00	408.00	1,632.00	0.00	0.00
WWA	34109	Penn-Cal, L.L.C. *	WQ0003199000	ERATH	01/28/2008	2,320.00	464.00	1,856.00	0.00	0.00
WWA	35068	Postmus Dairy, LLC	TPDES0130851	ERATH	08/15/2008	7,200.00	1,440.00	5,760.00	0.00	0.00
WWA	34314	Pottsboro Independent School District		GRAYSON	02/25/2008	3,150.00	630.00	2,520.00	0.00	0.00
WWA	34553	San Angelo Feed Yard Ltd	TXG920349	TOM GREEN	05/22/2008	4,200.00	840.00	3,360.00	0.00	0.00
WWA	33267	SCHOUTEN, DENNIS JAMES	TX0128422	ERATH	02/25/2008	2,340.00	0.00	2,340.00	0.00	0.00
WWA	33136	STOKER, JANNES	WQ0003238000	ERATH	11/19/2007	1,860.00	372.00	1,488.00	0.00	0.00
WWA	33102	STOKER, ROEL	WQ0004028000	ERATH	04/28/2008	1,860.00	0.00	1,860.00	0.00	0.00
WWA	35186	Tapia Brothers, Inc.	TXG920974	TOM GREEN	07/21/2008	3,689.00	0.00	3,689.00	0.00	0.00
WWA	34143	Tapia Dairy #3, L.L.C.	TXG920031	TOM GREEN	03/08/2008	16,640.00	3,328.00	13,312.00	0.00	0.00
WWA	26968	TAPIA, ADOLFO	TXG920008	TOM GREEN	02/08/2008	13,104.00	0.00	13,104.00	0.00	0.00
WWA	32605	TAPIA, EZEQUIEL	TXG920033	RUNNELS	09/21/2007	2,700.00	0.00	2,700.00	0.00	0.00
WWA	33123	TRAWEEK, JAMES THOMAS	WQ0003217000	ERATH	11/19/2007	1,860.00	372.00	1,488.00	0.00	0.00

* There are Multiple Respondent Names associated to this Case No.

Appendix 11: List of Administrative Orders Issued FY2008

Singles Program

Date Range Selected : 09/01/2007 - 08/31/2008

PGM	Case No.	Respondent Name	TCEQ ID	County	Order Date	Penalty Assessed	Penalty Deferred	Payable Amount	SEP Cost	SEP Offset
WWA	33137	VANDEN BERGE, JACK EDWIN	WQ0003184000	ERATH	11/09/2007	3,420.00	684.00	2,736.00	0.00	0.00
WWA	33223	VELDHUIZEN, WILLIAM G		ERATH	03/08/2008	1,000.00	200.00	800.00	0.00	0.00
WWA	34167	VISS, DANIEL		ERATH	07/03/2008	5,830.00	1,166.00	4,664.00	0.00	0.00
WWA	33121	WYLY, RANDY EARL	WQ0003160000	ERATH	11/19/2007	4,880.00	976.00	3,904.00	0.00	0.00
WWA Orders Issued: 41					Total:	168,180.00	22,640.00	145,540.00	0.00	0.00

Appendix 11: List of Administrative Orders Issued FY2008

Multi-Media Program

Date Range Selected : 09/01/2007 - 08/31/2008

PGM	Case No.	Respondent Name	TCEQ ID	County	Order Date	Penalty Assessed	Penalty Deferred	Payable Amount	SEP Cost	SEP Offset
MM	33024	100 Century Oaks, Ltd.	13-04012802	BEXAR	02/25/2008	33,500.00	6,700.00	26,800.00	0.00	0.00
MM	31004	125 Max Drycleaning Center, LLC	TXR000071670	HARRIS	02/18/2008	1,185.00	0.00	1,185.00	0.00	0.00
MM	31191	3 PARK'S ENTERPRISES, L.L.C.	TXR000072793	HARRIS	10/25/2007	1,067.00	214.00	853.00	0.00	0.00
MM	29898	Abdul Aziz	102521036	DALLAS	08/15/2008	2,370.00	0.00	2,370.00	0.00	0.00
MM	30793	ABZZ Corporation	TXR000073494	HARRIS	04/03/2008	3,437.00	687.00	2,750.00	0.00	0.00
MM	30815	AHAD BUSINESS, INC.	TXR000033068	FORT BEND	11/09/2007	1,185.00	0.00	1,185.00	0.00	0.00
MM	35671	ALANIZ, NOE	WS0000593	CAMERON	07/03/2008	210.00	0.00	210.00	0.00	0.00
MM	34648	Amigo's Fuel Center, L.P.	455130104	FRIO	04/28/2008	3,750.00	750.00	3,000.00	0.00	0.00
MM	30846	Andres E Pascual	TX0000703827	HARRIS	08/29/2008	1,778.00	0.00	1,778.00	0.00	0.00
MM	29890	Aqua Texas, Inc.	1630026	MEDINA	01/28/2008	2,202.00	0.00	2,202.00	0.00	0.00
MM	33743	ASKINS, BILLY W		SHELBY	02/18/2008	750.00	150.00	600.00	0.00	0.00
MM	35072	BAIN, FRANKLIN		HALE	04/14/2008	210.00	0.00	210.00	0.00	0.00
MM	33449	BENKE, STEVEN		MEDINA	11/19/2007	210.00	0.00	210.00	0.00	0.00
MM	32740	BENOIT, JOHN		JEFFERSON	10/04/2007	12,750.00	2,550.00	10,200.00	0.00	0.00
MM	29936	BERRY CLEANERS, INC.	TXD981590425	HANSFORD	04/14/2008	1,067.00	214.00	853.00	0.00	0.00
MM	35705	BRISTOW, DONNIE EARL		JONES	07/03/2008	210.00	0.00	210.00	0.00	0.00
MM	35214	CARR, JOE	TXR15EP49	WOOD	08/29/2008	1,575.00	315.00	1,260.00	0.00	0.00
MM	24736	CARRILLO, GILBERT		BEXAR	01/10/2008	24,300.00	0.00	24,300.00	0.00	0.00
MM	30067	Chico Auto Parts & Service, Inc.	69385	WISE	01/26/2008	7,350.00	0.00	7,350.00	0.00	0.00
MM	35242	City Of Austin	TX0097870	TRAVIS	07/21/2008	16,250.00	0.00	16,250.00	0.00	0.00
MM	34544	City of Corpus Christi	1780003	NUECES	04/14/2008	11,076.00	0.00	0.00	11,076.00	11,076.00
MM	25477	City Of Edgewood	WQ0014648001	VAN ZANDT	10/04/2007	20,447.00	0.00	0.00	20,447.00	20,447.00
MM	35267	City of Encinal	UNA455160076	WEBB	07/03/2008	1,050.00	210.00	840.00	0.00	0.00
MM	25077	City of Grand Saline	TPDES0027545	VAN ZANDT	02/25/2008	17,920.00	0.00	17,920.00	0.00	0.00
MM	31663	City of Harlingen	169	CAMERON	04/28/2008	22,560.00	0.00	22,560.00	0.00	0.00
MM	25076	City of Queen City	TPDES0034797	CASS	10/04/2007	22,653.00	4,465.00	18,188.00	0.00	0.00
MM	34925	City Of San Angelo	WQ0010641003	TOM GREEN	08/15/2008	17,120.00	0.00	0.00	17,120.00	17,120.00
MM	34554	City of San Juan	54154L002	HIDALGO	04/03/2008	3,600.00	720.00	0.00	2,880.00	2,880.00
MM	33939	City of Sonora	TPDES0023191	SUTTON	08/15/2008	8,950.00	0.00	0.00	8,950.00	8,950.00
MM	7116	City of Winfield	TPDES0079782	TITUS	11/19/2007	16,160.00	0.00	16,160.00	0.00	0.00
MM	32805	CO2 Cleaning Servies, Inc.	455040176	WISE	02/25/2008	2,000.00	0.00	2,000.00	0.00	0.00
MM	25208	ConocoPhillips Company	TXD980626774	HUTCHINSON	11/09/2007	5,375.00	1,075.00	2,150.00	2,150.00	2,150.00
MM	33307	ConocoPhillips Company	30111	HUTCHINSON	12/20/2007	65,832.00	0.00	32,916.00	32,916.00	32,916.00
MM	28026	ConocoPhillips Company	71385	HUTCHINSON	11/19/2007	189,658.00	37,932.00	75,863.00	75,863.00	75,863.00
MM	34471	COOPER, RONALD RAY	BP0004675	COKE	01/12/2008	210.00	0.00	210.00	0.00	0.00
MM	31099	Daegu Corp	84858	COLLIN	11/09/2007	1,185.00	0.00	1,185.00	0.00	0.00
MM	34149	DECHERT, BILL		KIMBLE	04/14/2008	2,000.00	400.00	1,600.00	0.00	0.00

Appendix 11: List of Administrative Orders Issued FY2008

Multi-Media Program

Date Range Selected : 09/01/2007 - 08/31/2008

PGM	Case No.	Respondent Name	TCEQ ID	County	Order Date	Penalty Assessed	Penalty Deferred	Payable Amount	SEP Cost	SEP Offset
MM	34836	DERRICK, EDNA	1210019	JASPER	02/18/2008	210.00	0.00	210.00	0.00	0.00
MM	30694	DORTON, JOHNNY	TXR000074419	WICHITA	06/05/2008	2,370.00	0.00	2,370.00	0.00	0.00
MM	35357	East Texas Millworxs Inc.		BRAZOS	08/15/2008	1,182.00	236.00	946.00	0.00	0.00
MM	35051	Environmental Processing Systems, L.C.	86166	LIBERTY	08/29/2008	51,850.00	10,370.00	41,480.00	0.00	0.00
MM	33752	F. A. Nunnely Company	13-07010301	COMAL	01/12/2008	1,500.00	300.00	1,200.00	0.00	0.00
MM	30467	GIFFORD, VANCE E	F1913	BEXAR	01/09/2008	2,370.00	0.00	2,370.00	0.00	0.00
MM	33905	GSW Cleaners, Inc.	F1963		02/25/2008	2,000.00	400.00	1,600.00	0.00	0.00
MM	35309	GUTIERREZ, RUBEN		BROOKS	08/29/2008	210.00	0.00	210.00	0.00	0.00
MM	34870	GUZMAN, JOSEPHINE *	TXR000079010	CAMERON	07/21/2008	1,152.00	230.00	922.00	0.00	0.00
MM	30919	HAB, INC.	TXR000069898	HARRIS	07/21/2008	1,185.00	0.00	1,185.00	0.00	0.00
MM	34491	HALES, SANDRA L	WO0021101	JIM WELLS	01/28/2008	210.00	0.00	210.00	0.00	0.00
MM	17354	HAMPTON, MARRICE M		SMITH	01/12/2008	17,500.00	0.00	17,500.00	0.00	0.00
MM	35338	HARBAUGH, ROSS B		RANDALL	08/29/2008	210.00	0.00	210.00	0.00	0.00
MM	32288	Hebert Construction Services, Inc.		TARRANT	02/18/2008	2,000.00	0.00	2,000.00	0.00	0.00
MM	34896	HENDERSON, MELVIN *	455100052	HARDIN	07/23/2008	5,092.00	0.00	5,092.00	0.00	0.00
MM	33481	HILTON, BILLY		GUADALUPE	12/20/2007	6,000.00	1,200.00	4,800.00	0.00	0.00
MM	33065	HORN, BENNY D		NAVARRO	11/19/2007	210.00	0.00	210.00	0.00	0.00
MM	31269	Huntsman Petrochemical Corporation	1230096	JEFFERSON	05/22/2008	98,263.00	0.00	49,132.00	49,131.00	49,131.00
MM	32665	I. 35 Sandpit, Inc.	100034	JOHNSON	10/25/2007	8,560.00	1,712.00	6,848.00	0.00	0.00
MM	30955	IRSA, INC.	TXR000071480	HARRIS	12/20/2007	2,370.00	474.00	1,896.00	0.00	0.00
MM	35346	Ivan's Pumping Service, Inc.	21224	EL PASO	07/21/2008	950.00	190.00	760.00	0.00	0.00
MM	30686	Jack Nguyen	TXR000069831	HARRIS	02/18/2008	1,185.00	0.00	1,185.00	0.00	0.00
MM	33443	JARREL, LINDA		RANDALL	11/19/2007	210.00	0.00	210.00	0.00	0.00
MM	31406	Jesse J Garcia		TRAVIS	02/18/2008	12,500.00	0.00	12,500.00	0.00	0.00
MM	33806	JUAN J RODRIGUEZ	55277	DALLAS	02/18/2008	670.00	134.00	536.00	0.00	0.00
MM	34223	KUBITJA, FRED E JR		MCLENNAN	11/19/2007	210.00	0.00	210.00	0.00	0.00
MM	34492	LANSFORD, THOMAS R JR		LA SALLE	02/18/2008	210.00	0.00	210.00	0.00	0.00
MM	34060	Lindsey Contractors, Inc.		REAL	01/28/2008	6,000.00	1,200.00	4,800.00	0.00	0.00
MM	34462	LITTLE, LARRY G		DICKENS	02/18/2008	210.00	0.00	210.00	0.00	0.00
MM	33473	Lone Star Beef Processors, L.P.	47036	TOM GREEN	12/20/2007	4,200.00	840.00	3,360.00	0.00	0.00
MM	35044	LONGORIA, EDWARD	WW0025717	LAMB	05/22/2008	210.00	0.00	210.00	0.00	0.00
MM	35704	LOPEZ, ADAM D JR		EASTLAND	07/03/2008	210.00	0.00	210.00	0.00	0.00
MM	34609	LYLES, JAMES E		JOHNSON	01/12/2008	210.00	0.00	210.00	0.00	0.00
MM	34838	MADDOX, GREG		HILL	02/18/2008	210.00	0.00	210.00	0.00	0.00
MM	34059	MAJOR, DARYL		SAN JACINTO	05/18/2008	8,500.00	0.00	8,500.00	0.00	0.00
MM	23604	Matbon, Inc.		WISE	03/08/2008	13,860.00	0.00	13,860.00	0.00	0.00
MM	34934	MCCLOSKEY, ALEX P		SAN PATRICIO	02/18/2008	210.00	0.00	210.00	0.00	0.00

* There are Multiple Respondent Names associated to this Case No.

Appendix 11: List of Administrative Orders Issued FY2008

Multi-Media Program

Date Range Selected : 09/01/2007 - 08/31/2008

PGM	Case No.	Respondent Name	TCEQ ID	County	Order Date	Penalty Assessed	Penalty Deferred	Payable Amount	SEP Cost	SEP Offset
MM	34834	McEachern Enterprises, Inc.	11-08042803	WILLIAMSON	05/22/2008	3,150.00	630.00	2,520.00	0.00	0.00
MM	30580	Meldimaa Enterprise, Inc.	TXR000072918	BRAZORIA	01/28/2008	4,740.00	0.00	4,740.00	0.00	0.00
MM	30844	METRO CONTINENTAL, INC.	TXR000069732	LIBERTY	10/04/2007	4,740.00	0.00	4,740.00	0.00	0.00
MM	27026	MICHAEL, DEVEN	455100049	ORANGE	07/21/2008	7,875.00	4,275.00	3,600.00	0.00	0.00
MM	33635	MIMS, STEVEN L		PANOLA	11/19/2007	210.00	0.00	210.00	0.00	0.00
MM	34414	MOORE, ANDREW D		GREGG	11/19/2007	210.00	0.00	210.00	0.00	0.00
MM	32769	MOORE, JOHN L		MCLENNAN	06/19/2008	675.00	135.00	540.00	0.00	0.00
MM	35330	Munsell Construction, Inc.	55552	MASON	08/15/2008	2,355.00	471.00	1,884.00	0.00	0.00
MM	29652	NGUYEN, SON	66314	TRAVIS	04/14/2008	2,370.00	0.00	2,370.00	0.00	0.00
MM	31018	Nhan Q Ha dba 7-7 Cleaners and Alterations	TXR000070300	HARRIS	02/18/2008	1,209.00	0.00	1,209.00	0.00	0.00
MM	29962	North Bengal, Inc.	TXR000070730	TARRANT	10/25/2007	889.00	0.00	889.00	0.00	0.00
MM	35047	PADDOCK, SAMUEL D	WO0022007	GRAYSON	02/18/2008	210.00	0.00	210.00	0.00	0.00
MM	35246	PARRISH, TONY DWAYNE		HUNT	08/29/2008	210.00	0.00	210.00	0.00	0.00
MM	31123	Paul Anthony Pasillas	86224	BEXAR	09/21/2007	1,185.00	0.00	1,185.00	0.00	0.00
MM	32287	PDLA Partners, LP	30636	TARRANT	09/21/2007	2,000.00	400.00	1,600.00	0.00	0.00
MM	34825	PETRO STOPPING CENTERS, L.P.	20002	JEFFERSON	05/22/2008	16,050.00	3,210.00	12,840.00	0.00	0.00
MM	32110	PETRO STOPPING CENTERS, L.P.	20002	JEFFERSON	04/03/2008	41,242.00	8,248.00	32,994.00	0.00	0.00
MM	34945	Prime Mart Inc.	7164	TRAVIS	06/05/2008	7,800.00	1,560.00	6,240.00	0.00	0.00
MM	34975	QUINTANILLA, MATIAS G	WW0026812	BEXAR	05/22/2008	250.00	50.00	200.00	0.00	0.00
MM	28928	RAMON, RAFAEL		MILAM	09/21/2007	3,750.00	0.00	3,750.00	0.00	0.00
MM	30700	RETA, GILBERTO	F1915	BEXAR	10/04/2007	1,185.00	0.00	1,185.00	0.00	0.00
MM	30710	River Oaks Brothers, Inc.	TXD981059769	HARRIS	02/18/2008	1,067.00	0.00	1,067.00	0.00	0.00
MM	31088	RUBEN D SERNA		JIM HOGG	02/18/2008	210.00	0.00	210.00	0.00	0.00
MM	30536	S. J. & Sons, Inc.	TXD137601720	HARRIS	04/03/2008	2,844.00	569.00	2,275.00	0.00	0.00
MM	34557	SHIN, PATRICK Y	82573	DALLAS	07/03/2008	2,000.00	400.00	1,600.00	0.00	0.00
MM	34921	SHIN, PATRICK Y	F1965	DALLAS	06/19/2008	2,000.00	400.00	1,600.00	0.00	0.00
MM	30682	SNS Enterprises, Inc	TXD021470562	HARRIS	10/04/2007	1,209.00	0.00	1,209.00	0.00	0.00
MM	33480	SONG, RICHARD K	77729		08/10/2008	7,650.00	0.00	7,650.00	0.00	0.00
MM	34222	Stagecoach Properties, Inc.		BELL	04/03/2008	1,050.00	210.00	840.00	0.00	0.00
MM	35251	SWANSON, TIM M		HARRIS	08/29/2008	210.00	0.00	210.00	0.00	0.00
MM	26143	TAMEZ, JOHN		EL PASO	06/19/2008	21,000.00	0.00	21,000.00	0.00	0.00
MM	32539	Texas Children's Hospital	74564	HARRIS	11/09/2007	2,000.00	400.00	1,600.00	0.00	0.00
MM	30873	Thai C Truong	TXR000072090	HARRIS	11/09/2007	1,185.00	0.00	1,185.00	0.00	0.00
MM	33148	Thomas Steel Drums, Inc.	65206	TARRANT	08/15/2008	13,500.00	0.00	13,500.00	0.00	0.00

Appendix 11: List of Administrative Orders Issued FY2008

Multi-Media Program

Date Range Selected : 09/01/2007 - 08/31/2008

PGM	Case No.	Respondent Name	TCEQ ID	County	Order Date	Penalty Assessed	Penalty Deferred	Payable Amount	SEP Cost	SEP Offset	
MM	30687	TQH INVESTMENTS, LTD. DBA BELLS CLEANERS AND DBA MART CLEANERS	TXR000053447	HARRIS	12/20/2007	2,370.00	0.00	2,370.00	0.00	0.00	
MM	30910	TRAN, JOHN	TXR000069799	JEFFERSON	10/04/2007	900.00	0.00	900.00	0.00	0.00	
MM	30783	Tuan Ngoc Nguyen	TXD982548273	HARRIS	07/09/2008	1,185.00	0.00	1,185.00	0.00	0.00	
MM	28148	TURNEY, LYNN		HOOD	10/25/2007	3,000.00	0.00	3,000.00	0.00	0.00	
MM	25390	US Department of the Air Force		BEXAR	02/18/2008	2,309.00	0.00	2,309.00	0.00	0.00	
MM	34995	VALDEZ, GARY		HARRIS	03/08/2008	210.00	0.00	210.00	0.00	0.00	
MM	29209	Valero Refining-Texas, L.P.	GB0073P	NUECES	11/19/2007	59,475.00	11,895.00	23,790.00	23,790.00	23,790.00	
MM	31404	Viridis Energy (Texas), LP	48006	HARRIS	09/21/2007	46,046.00	9,209.00	36,837.00	0.00	0.00	
MM	2627	Webb County	TPDES0123323	WEBB	02/08/2008	37,260.00	0.00	0.00	37,260.00	37,260.00	
MM	33641	WILLIAMS, GEORGE	455130098	BEXAR	08/10/2008	2,000.00	0.00	2,000.00	0.00	0.00	
MM	34130	WINSTEAD, DARRYL C		WILLIAMSON	11/19/2007	210.00	0.00	210.00	0.00	0.00	
MM Orders Issued: 119						Total:	1,090,546.00	115,730.00	693,233.00	281,583.00	281,583.00
Total Orders Issued : 1,624						GrandTotal:	16,907,912.00	2,067,959.00	10,180,834.50	4,659,118.50	4,659,118.50

Appendix 12: List of SEP's & SEP Projects - FY 2008

Single Program

Date Range Selected : 09/01/2007 - 08/31/2008

PGM	Case No.	Respondent Name	Effective Date	Ratio	Assessed Amt	Deferred Amt	Payable Amt	SEP Cost	SEP Offset
AQ	33797	Equistar Chemicals, LP	04/03/2008	1.00:1	50,000.00	0.00	25,000.00	25,000.00	25,000.00
		POLLUTION REDUCTION	<p>The Respondent will contribute to Houston-Galveston AERCO's Clean Cities/Clean Vehicles Program in Harris County. The contribution will be used in accordance with the Supplemental Environmental Project Agreement between the Houston-Galveston AERCO and the Texas Commission on Environmental Quality. SEP monies will be used to aid local school districts and area transit agencies in reaching local match requirements mandated by the Federal Highway Administration's ("FHWA") Congestion Mitigation/Air Quality funding program. SEP monies will be disbursed to school districts and transit agencies in need of funding assistance in the Houston-Galveston non-attainment area. Those SEP monies will be used exclusively by the school districts and transit agencies as supplements to meet the local match requirements of the EPA. SEP monies will be used to pay for the cost of replacing older diesel buses with alternative fueled or clean diesel buses. The old buses will be permanently retired and only sold for scrap. The schools and transit agencies will also use the SEP monies to retrofit more buses to reduce emissions. Houston-Galveston AERCO will send the TCEQ verification in the form of paid invoices and other documentation to show that the retrofits were completed. Retrofit technologies include particulate matter traps, diesel particulate matter filters, NOx reduction catalyst technology in combination with diesel particulate filters, and other emission control technologies that are developed and approved by EPA or the California Air Resources Board.</p>					25,000.00	25,000.00
AQ	31121	DCP Midstream, LP	02/18/2008	1.00:1	93,009.00	0.00	46,505.00	46,504.00	46,504.00
		POLLUTION PREVENTION	<p>The Respondent shall contribute the SEP Amount to the Third-Party Recipient pursuant to the agreement between the Third-Party Recipient and the TCEQ. Specifically, the contribution will be to the Texas Association of Resource Conservation & Development Areas, Inc. ("RC&D") Clean School Bus program. Specifically, SEP monies will be used to aid local school districts, area transit agencies, and local governments in need of funding assistance to pay for the cost replacing older diesel buses with alternative fueled or clean diesel buses or retrofitting older diesel buses with new cleaner technology. The project will be administered in accordance with federal, state, and local environmental laws and regulations.</p>					46,504.00	46,504.00
AQ	34959	CHEVRON PHILLIPS CHEMICAL COMPANY LP	06/19/2008	1.00:1	10,000.00	2,000.00	4,000.00	4,000.00	4,000.00
		POLLUTION REDUCTION	<p>The contribution will be used in accordance with the Supplemental Environmental Project Agreement between the Houston-Galveston AERCO and the Texas Commission on Environmental Quality. SEP monies will be used to aid local school districts and area transit agencies in reaching local match requirements mandated by the Federal Highway Administration's ("FHWA") Congestion Mitigation/Air Quality funding program. SEP monies will be disbursed to school districts and transit agencies in need of funding assistance in the Houston-Galveston non-attainment area. Those SEP monies will be used exclusively by the school districts and transit agencies as supplements to meet the local match requirements of the EPA. SEP monies will be used to pay for the cost of replacing older diesel buses with alternative fueled or clean diesel buses. The old buses will be permanently retired and only sold for scrap. The schools and transit agencies will also use the SEP monies to retrofit more buses to reduce emissions. Houston-Galveston AERCO will send the TCEQ verification in the form of paid invoices and other documentation to show that the retrofits were completed. Retrofit technologies include particulate matter traps, diesel particulate matter filters, NOx reduction catalyst technology in combination with diesel particulate filters, and other emission control technologies that are developed and approved by EPA or the California Air Resources Board.</p>					4,000.00	4,000.00
AQ	33151	ConocoPhillips Company	05/22/2008	1.00:1	210,128.00	42,025.00	84,052.00	84,051.00	84,051.00

* There are Multiple Respondent Names associated to this Case No.

Appendix 12: List of SEP's & SEP Projects - FY 2008

Single Program

	CLEAN UP		The Respondent shall contribute to the Third-Party Recipient pursuant to the agreement between the Third-Party Recipient and the TCEQ. Specifically, the contribution will be used to clean-up sites where tires have been disposed of illegally. Eligible sites will be limited to those where a responsible party cannot be found and where reasonable efforts have been made to prevent the dumping. SEP monies will be used to pay for the direct cost of collecting and disposing of tires. All dollars contributed will be used solely for the direct cost of the project and no portion will be spent on administrative costs. The SEP will be done in accordance with all federal, state and local environmental laws and regulations.					84,051.00	84,051.00
AQ	34182	Stallion Oilfield Construction, LLC	02/25/2008	1.00:1	20,000.00	0.00	10,000.00	10,000.00	10,000.00
	POLLUTION PREVENTION		The Respondent shall contribute to the Third-Party Recipient pursuant to the agreement between the Third-Party Recipient and the TCEQ. Specifically, the contribution will be used to provide low income rural homeowners with assistance to enable the repair or replacement of their failing on-site wastewater systems. SEP monies will be used to pay for the labor and materials costs related to repairing or replacing the failing systems. The recipients will not be charged for the cost of replacing or repairing the failing systems					10,000.00	10,000.00
AQ	35136	Valero Refining-Texas, L.P.	07/03/2008	1.00:1	10,000.00	2,000.00	4,000.00	4,000.00	4,000.00
	POLLUTION REDUCTION		The Respondent will contribute to Houston-Galveston AERCO's Clean Cities/Clean Vehicles Program in Galveston County. The contribution will be used in accordance with the Supplemental Environmental Project Agreement between the Houston-Galveston AERCO and the Texas Commission on Environmental Quality. SEP monies will be used to aid local school districts and area transit agencies in reaching local match requirements mandated by the Federal Highway Administration's ("FHWA") Congestion Mitigation/Air Quality funding program. SEP monies will be disbursed to school districts and transit agencies in need of funding assistance in the Houston-Galveston non-attainment area. Those SEP monies will be used exclusively by the school districts and transit agencies as supplements to meet the local match requirements of the EPA. SEP monies will be used to pay for the cost of replacing older diesel buses with alternative fueled or clean diesel buses. The old buses will be permanently retired and only sold for scrap. The schools and transit agencies will also use the SEP monies to retrofit more buses to reduce emissions. Houston-Galveston AERCO will send the TCEQ verification in the form of paid invoices and other documentation to show that the retrofits were completed. Retrofit technologies include particulate matter traps, diesel particulate matter filters, NOx reduction catalyst technology in combination with diesel particulate filters, and other emission control technologies that are developed and approved by EPA or the California Air Resources Board.					4,000.00	4,000.00
AQ	35107	Deer Park Refining Limited Partnership	08/15/2008	1.00:1	10,000.00	2,000.00	4,000.00	4,000.00	4,000.00

* There are Multiple Respondent Names associated to this Case No.

Appendix 12: List of SEP's & SEP Projects - FY 2008

Single Program

	POLLUTION REDUCTION	The Respondent will contribute to Houston-Galveston AERCO's Clean Cities/Clean Vehicles Program in Harris County. The contribution will be used in accordance with the Supplemental Environmental Project Agreement between the Houston-Galveston AERCO and the Texas Commission on Environmental Quality. SEP monies will be used to aid local school districts and area transit agencies in reaching local match requirements mandated by the Federal Highway Administration's ("FHWA") Congestion Mitigation/Air Quality funding program. SEP monies will be disbursed to school districts and transit agencies in need of funding assistance in the Houston-Galveston non-attainment area. Those SEP monies will be used exclusively by the school districts and transit agencies as supplements to meet the local match requirements of the EPA. SEP monies will be used to pay for the cost of replacing older diesel buses with alternative fueled or clean diesel buses. The old buses will be permanently retired and only sold for scrap. The schools and transit agencies will also use the SEP monies to retrofit more buses to reduce emissions. Houston-Galveston AERCO will send the TCEQ verification in the form of paid invoices and other documentation to show that the retrofits were completed. Retrofit technologies include particulate matter traps, diesel particulate matter filters, NOx reduction catalyst technology in combination with diesel particulate filters, and other emission control technologies that are developed and approved by EPA or the California Air Resources Board.	4,000.00	4,000.00					
AQ	35010	Millennium Petrochemicals Inc.	07/03/2008	1.00:1	5,525.00	1,105.00	2,210.00	2,210.00	2,210.00
	POLLUTION PREVENTION	The Respondent will contribute to Harris County Public Health and Environmental Services-Pollution Control Division's FTIR Project. This project includes the lease/contracting for services of air monitoring equipment, FTIR and other associated monitoring equipment, site preparation (including power and a shelter for the monitoring equipment), installation, operation and maintenance for a minimum of a two year period. Data validation management and reporting, and site closure and restoration will also be performed as a part of this project using methods approved by the TCEQ. The FTIR will analyze volatile organic compounds in ambient air. Harris County, in cooperation with the TCEQ, will establish Internet connectivity and automated data ingestion into the TCEQ LEADS system. SEP monies will fund the lease/contract for services of the FTIR and related equipment, site creation, preparation and installation of the FTIR, and the operation and maintenance of the FTIR site for a minimum of two years. SEP monies will also be used to pay for any equipment, software, and programming associated with establishing Internet connectivity and automated data ingestion.	2,210.00	2,210.00					
AQ	34302	ConocoPhillips Company	06/05/2008	1.00:1	228,900.00	0.00	114,450.00	114,450.00	114,450.00
	POLLUTION REDUCTION	The Respondent will contribute to Houston-Galveston AERCO's Clean Cities/Clean Vehicles Program in Brazoria County. The contribution will be used in accordance with the Supplemental Environmental Project Agreement between the Houston-Galveston AERCO and the Texas Commission on Environmental Quality. SEP monies will be used to aid local school districts and area transit agencies in reaching local match requirements mandated by the Federal Highway Administration's ("FHWA") Congestion Mitigation/Air Quality funding program. SEP monies will be disbursed to school districts and transit agencies in need of funding assistance in the Houston-Galveston non-attainment area. Those SEP monies will be used exclusively by the school districts and transit agencies as supplements to meet the local match requirements of the EPA. SEP monies will be used to pay for the cost of replacing older diesel buses with alternative fueled or clean diesel buses. The old buses will be permanently retired and only sold for scrap. The schools and transit agencies will also use the SEP monies to retrofit more buses to reduce emissions. Houston-Galveston AERCO will send the TCEQ verification in the form of paid invoices and other documentation to show that the retrofits were completed. Retrofit technologies include particulate matter traps, diesel particulate matter filters, NOx reduction catalyst technology in combination with diesel particulate filters, and other emission control technologies that are developed and approved by EPA or the California Air Resources Board.	114,450.00	114,450.00					
AQ	32840	The Dow Chemical Company	12/20/2007	1.00:1	14,000.00	2,800.00	5,600.00	5,600.00	5,600.00

* There are Multiple Respondent Names associated to this Case No.

Appendix 12: List of SEP's & SEP Projects - FY 2008

Single Program

	PUBLIC EDUCATION	The Respondent will contribute to Harris County Public Health and Environmental Services-Pollution Control Division's FTIR Project. This project includes the lease/contracting for services of air monitoring equipment, FTIR and other associated monitoring equipment, site preparation (including power and a shelter for the monitoring equipment), installation, operation and maintenance for a minimum of a two year period. Data validation management and reporting, and site closure and restoration will also be performed as a part of this project using methods approved by the TCEQ. The FTIR will analyze volatile organic compounds in ambient air. Harris County, in cooperation with the TCEQ, will establish Internet connectivity and automated data ingestion into the TCEQ LEADS system. SEP monies will fund the lease/contract for services of the FTIR and related equipment, site creation, preparation and installation of the FTIR, and the operation and maintenance of the FTIR site for a minimum of two years. SEP monies will also be used to pay for any equipment, software, and programming associated with establishing Internet connectivity and automated data ingestion.	5,600.00	5,600.00					
AQ	32602	Motiva Enterprises LLC	10/25/2007	1.00:1	14,085.00	2,817.00	5,634.00	5,634.00	5,634.00
	POLLUTION REDUCTION	The Respondent shall contribute the SEP Amount to the Third-Party Recipient pursuant to the agreement between the Third-Party Recipient and the TCEQ. Specifically, the contribution will be used to install, operate, and maintain a stationary ambient air monitoring station in the vicinity of Memorial High School Ninth Grade Campus. The station will employ canister sampling, a hydrocarbon analyzer, and/or a chromatograph. Ancillary equipment will include a sample conditioning system, a ten meter meteorological tower, a climate controlled equipment shelter, a remote communications system, and have electronic data logging capabilities. The station will continuously sample and analyze the ambient air for a wide range of hydrocarbon species in accordance with Environmental Protection Agency's recommended "TO-14" list. SEP monies will be used for the cost of purchasing, installing, operating, and maintaining the air monitoring station along with its ancillary equipment. The Respondent certifies that there is no prior commitment to do this project and that it is being performed solely in an effort to settle this enforcement action.	5,634.00	5,634.00					
AQ	35108	Huntsman Petrochemical Corporation	08/15/2008	1.00:1	29,482.00	0.00	14,741.00	14,741.00	14,741.00
	POLLUTION PREVENTION	The Respondent shall contribute to the Third-Party Recipient pursuant to the agreement between the Third-Party Recipient and the TCEQ. Specifically, the contribution will be used to aid local school districts, area transit agencies, and local governments in need of funding assistance to pay for the cost of the following activities to reduce emissions: 1) replacing older diesel buses with alternative fuelled or clean diesel buses; or 2) retrofitting older diesel buses with new, cleaner technology. The funds will be disbursed on a needs-rated basis, using non-attainment area status, condition of buses, and economic status of the recipient as possible rating factors if competition for the funds exists. To maximize funds, retrofitting will take priority over replacement of buses. Older buses deemed not suitable for retrofitting will be permanently retired and sold only for scrap. Acceptable retrofit technologies include particulate matter traps, diesel particulate matter filters, nitrogen oxides (NOx) reduction catalyst technology in combination with diesel particulate filters, and other emission control technologies that are developed and approved by the United States Environmental Protection Agency ("EPA") or the California Air Resources Board.	14,741.00	14,741.00					
AQ	33111	Equistar Chemicals, LP	02/25/2008	1.00:1	40,000.00	0.00	20,000.00	20,000.00	20,000.00

* There are Multiple Respondent Names associated to this Case No.

Appendix 12: List of SEP's & SEP Projects - FY 2008

Single Program

	POLLUTION REDUCTION	The Respondent will contribute to Houston-Galveston AERCO's Clean Cities/Clean Vehicles Program in Harris County. The contribution will be used in accordance with the Supplemental Environmental Project Agreement between the Houston-Galveston AERCO and the Texas Commission on Environmental Quality. SEP monies will be used to aid local school districts and area transit agencies in reaching local match requirements mandated by the Federal Highway Administration's ("FHWA") Congestion Mitigation/Air Quality funding program. SEP monies will be disbursed to school districts and transit agencies in need of funding assistance in the Houston-Galveston non-attainment area. Those SEP monies will be used exclusively by the school districts and transit agencies as supplements to meet the local match requirements of the EPA. SEP monies will be used to pay for the cost of replacing older diesel buses with alternative fueled or clean diesel buses. The old buses will be permanently retired and only sold for scrap. The schools and transit agencies will also use the SEP monies to retrofit more buses to reduce emissions. Houston-Galveston AERCO will send the TCEQ verification in the form of paid invoices and other documentation to show that the retrofits were completed. Retrofit technologies include particulate matter traps, diesel particulate matter filters, NOx reduction catalyst technology in combination with diesel particulate filters, and other emission control technologies that are developed and approved by EPA or the California Air Resources Board.	20,000.00	20,000.00					
AQ	35096	Texas Petrochemicals LP	06/05/2008	1.00:1	6,575.00	1,315.00	2,630.00	2,630.00	2,630.00
	POLLUTION PREVENTION	This project includes the lease/contracting for services of air monitoring equipment, Fourier Transform Infra Red (FTIR) and other associated monitoring equipment, site preparation (including power and a shelter for the monitoring equipment), installation, operation and maintenance for a minimum of a two year period. Data validation management and reporting, and site closure and restoration will also be performed as a part of this project using methods approved by the TCEQ. The FTIR will analyze volatile organic compounds in ambient air. Harris County, in cooperation with the TCEQ, will establish Internet connectivity and automated data ingestion into the TCEQ LEADS system. SEP monies will fund the lease/contract for services of the FTIR and related equipment, site creation, preparation and installation of the FTIR, and the operation and maintenance of the FTIR site for a minimum of two years. SEP monies will also be used to pay for any equipment, software, and programming associated with establishing Internet connectivity and automated data ingestion.	2,630.00	2,630.00					
AQ	34901	Haldor Topsoe, Inc.	06/05/2008	1.00:1	3,350.00	670.00	1,340.00	1,340.00	1,340.00
	POLLUTION PREVENTION	The Respondent will contribute to Harris County Public Health and Environmental Services-Pollution Control Division's FTIR Project. This project includes the lease/contracting for services of air monitoring equipment, FTIR and other associated monitoring equipment, site preparation (including power and a shelter for the monitoring equipment), installation, operation and maintenance for a minimum of a two year period. Data validation management and reporting, and site closure and restoration will also be performed as a part of this project using methods approved by the TCEQ. The FTIR will analyze volatile organic compounds in ambient air. Harris County, in cooperation with the TCEQ, will establish Internet connectivity and automated data ingestion into the TCEQ LEADS system. SEP monies will fund the lease/contract for services of the FTIR and related equipment, site creation, preparation and installation of the FTIR, and the operation and maintenance of the FTIR site for a minimum of two years. SEP monies will also be used to pay for any equipment, software, and programming associated with establishing Internet connectivity and automated data ingestion.	1,340.00	1,340.00					
AQ	35052	Citation Corporation	08/15/2008	1.00:1	13,300.00	2,660.00	5,320.00	5,320.00	5,320.00
	CLEAN UP	The Respondent shall contribute to the Third-Party Recipient pursuant to the agreement between the Third-Party Recipient and the TCEQ. Specifically, the contribution will be used to collect and properly dispose of illegally dumped waste. Eligible sites will be limited to areas where a responsible party cannot be identified and where there is no pre-existing obligation to clean up the site by the owner.	5,320.00	5,320.00					

* There are Multiple Respondent Names associated to this Case No.

Appendix 12: List of SEP's & SEP Projects - FY 2008

Single Program

AQ	27415	University of Texas Medical Branch at Galveston	09/21/2007	1.00:1	11,400.00	2,280.00	0.00	9,120.00	9,120.00
		POLLUTION REDUCTION	<p>The Respondent will contribute to Houston-Galveston AERCO's Clean Cities/Clean Vehicles Program in Galveston County. The contribution will be used in accordance with the Supplemental Environmental Project Agreement between the Houston-Galveston AERCO and the Texas Commission on Environmental Quality. SEP monies will be used to aid local school districts and area transit agencies in reaching local match requirements mandated by the Federal Highway Administration's ("FHWA") Congestion Mitigation/Air Quality funding program. SEP monies will be disbursed to school districts and transit agencies in need of funding assistance in the Houston-Galveston non-attainment area. Those SEP monies will be used exclusively by the school districts and transit agencies as supplements to meet the local match requirements of the EPA. SEP monies will be used to pay for the cost of replacing older diesel buses with alternative fueled or clean diesel buses. The old buses will be permanently retired and only sold for scrap. The schools and transit agencies will also use the SEP monies to retrofit more buses to reduce emissions. Houston-Galveston AERCO will send the TCEQ verification in the form of paid invoices and other documentation to show that the retrofits were completed. Retrofit technologies include particulate matter traps, diesel particulate matter filters, NOx reduction catalyst technology in combination with diesel particulate filters, and other emission control technologies that are developed and approved by EPA or the California Air Resources Board.</p>					9,120.00	9,120.00
AQ	34312	Valero Refining-Texas, L.P.	04/14/2008	1.00:1	8,800.00	1,760.00	3,520.00	3,520.00	3,520.00
		POLLUTION REDUCTION	<p>The Respondent shall contribute to the Third-Party Recipient pursuant to the agreement between the Third-Party Recipient and the TCEQ. Specifically, the contribution will be used to implement the AutoCheck program. AutoCheck is a remote sensing system that detects polluting vehicles as they drive past the system. Motorists are informed if their vehicles are polluting via a large electronic sign. Once a vehicle is identified, qualified service stations perform repairs on these vehicles. Pre and post emissions tests are performed and tracked, and the service stations are reimbursed for their expenses. The monies shall be used to only pay for the repair vouchers, equipment maintenance, and a program operator. The operator shall only work on the AutoCheck program.</p>					3,520.00	3,520.00
AQ	33867	CHEVRON PHILLIPS CHEMICAL COMPANY LP	04/14/2008	1.00:1	38,179.00	7,635.00	15,272.00	15,272.00	15,272.00
		POLLUTION PREVENTION	<p>The Respondent will contribute to Houston-Galveston AERCO's Clean Cities/Clean Vehicles Program in Brazoria County. The contribution will be used in accordance with the Supplemental Environmental Project Agreement between the Houston-Galveston AERCO and the Texas Commission on Environmental Quality. SEP monies will be used to aid local school districts and area transit agencies in reaching local match requirements mandated by the Federal Highway Administration's ("FHWA") Congestion Mitigation/Air Quality funding program. SEP monies will be disbursed to school districts and transit agencies in need of funding assistance in the Houston-Galveston non-attainment area. Those SEP monies will be used exclusively by the school districts and transit agencies as supplements to meet the local match requirements of the EPA. SEP monies will be used to pay for the cost of replacing older diesel buses with alternative fueled or clean diesel buses. The old buses will be permanently retired and only sold for scrap. The schools and transit agencies will also use the SEP monies to retrofit more buses to reduce emissions. Houston-Galveston AERCO will send the TCEQ verification in the form of paid invoices and other documentation to show that the retrofits were completed. Retrofit technologies include particulate matter traps, diesel particulate matter filters, NOx reduction catalyst technology in combination with diesel particulate filters, and other emission control technologies that are developed and approved by EPA or the California Air Resources Board.</p>					15,272.00	15,272.00
AQ	33306	Exxon Mobil Corporation	01/12/2008	1.00:1	70,400.00	0.00	35,200.00	35,200.00	35,200.00

* There are Multiple Respondent Names associated to this Case No.

Appendix 12: List of SEP's & SEP Projects - FY 2008

Single Program

	POLLUTION REDUCTION	the Respondent will contribute to Houston-Galveston AERCO's Clean Cities/Clean Vehicles Program in Harris County. The contribution will be used in accordance with the Supplemental Environmental Project Agreement between the Houston-Galveston AERCO and the Texas Commission on Environmental Quality. SEP monies will be used to aid local school districts and area transit agencies in reaching local match requirements mandated by the Federal Highway Administration's ("FHWA") Congestion Mitigation/Air Quality funding program. SEP monies will be disbursed to school districts and transit agencies in need of funding assistance in the Houston-Galveston non-attainment area. Those SEP monies will be used exclusively by the school districts and transit agencies as supplements to meet the local match requirements of the EPA. SEP monies will be used to pay for the cost of replacing older diesel buses with alternative fueled or clean diesel buses. The old buses will be permanently retired and only sold for scrap. The schools and transit agencies will also use the SEP monies to retrofit more buses to reduce emissions. Houston-Galveston AERCO will send the TCEQ verification in the form of paid invoices and other documentation to show that the retrofits were completed. Retrofit technologies include particulate matter traps, diesel particulate matter filters, NOx reduction catalyst technology in combination with diesel particulate filters, and other emission control technologies that are developed and approved by EPA or the California Air Resources Board.	35,200.00	35,200.00					
AQ	35150	Texas Petrochemicals LP	05/22/2008	1.00:1	10,000.00	0.00	5,000.00	5,000.00	5,000.00
	POLLUTION PREVENTION	This project includes the lease/contracting for services of air monitoring equipment, Fourier Transform Infra Red (FTIR) and other associated monitoring equipment, site preparation (including power and a shelter for the monitoring equipment), installation, operation and maintenance for a minimum of a two year period. Data validation management and reporting, and site closure and restoration will also be performed as a part of this project using methods approved by the TCEQ. The FTIR will analyze volatile organic compounds in ambient air. Harris County, in cooperation with the TCEQ, will establish Internet connectivity and automated data ingestion into the TCEQ LEADS system. SEP monies will fund the lease/contract for services of the FTIR and related equipment, site creation, preparation and installation of the FTIR, and the operation and maintenance of the FTIR site for a minimum of two years. SEP monies will also be used to pay for any equipment, software, and programming associated with establishing Internet connectivity and automated data ingestion.	5,000.00	5,000.00					
AQ	33796	DCP Midstream, LP	03/08/2008	1.00:1	99,666.00	19,933.00	39,867.00	39,866.00	39,866.00
	CLEAN UP	The Respondent shall contribute the SEP Amount to the Third-Party Recipient pursuant to the agreement between the Third-Party Recipient and the TCEQ. Specifically, the contribution will be used to provide local residents with a means of properly disposing household hazardous wastes such as paint, thinners, pesticides, oil and gas, corrosive cleaners, and fertilizers in one day collection events. SEP monies will be used to pay for the associated labor, materials, and disposal costs. Citizens will not be charged disposal fees. The project is administered in accordance with TCEQ guidance on household hazardous waste and in compliance with federal, state, and local environmental laws and regulations. All dollars contributed will be used solely for the direct cost of the project and no portion will be spent on administrative costs.	39,866.00	39,866.00					
AQ	34651	Gulf Chemical & Metallurgical Corporation	06/05/2008	1.00:1	31,050.00	6,210.00	12,420.00	12,420.00	12,420.00

* There are Multiple Respondent Names associated to this Case No.

Appendix 12: List of SEP's & SEP Projects - FY 2008

Single Program

	POLLUTION REDUCTION	The Respondent will contribute to Houston-Galveston AERCO's Clean Cities/Clean Vehicles Program in Brazoria County. The contribution will be used in accordance with the Supplemental Environmental Project Agreement between the Houston-Galveston AERCO and the Texas Commission on Environmental Quality. SEP monies will be used to aid local school districts and area transit agencies in reaching local match requirements mandated by the Federal Highway Administration's ("FHWA") Congestion Mitigation/Air Quality funding program. SEP monies will be disbursed to school districts and transit agencies in need of funding assistance in the Houston-Galveston non-attainment area. Those SEP monies will be used exclusively by the school districts and transit agencies as supplements to meet the local match requirements of the EPA. SEP monies will be used to pay for the cost of replacing older diesel buses with alternative fueled or clean diesel buses. The old buses will be permanently retired and only sold for scrap. The schools and transit agencies will also use the SEP monies to retrofit more buses to reduce emissions. Houston-Galveston AERCO will send the TCEQ verification in the form of paid invoices and other documentation to show that the retrofits were completed. Retrofit technologies include particulate matter traps, diesel particulate matter filters, NOx reduction catalyst technology in combination with diesel particulate filters, and other emission control technologies that are developed and approved by EPA or the California Air Resources Board.	12,420.00	12,420.00					
AQ	33526	Southwest Shipyard, L.P.	06/05/2008	1.00:1	77,276.00	0.00	38,638.00	38,638.00	38,638.00
	POLLUTION PREVENTION	The Respondent shall contribute the SEP Amount to the Third-Party Recipient pursuant to the agreement between the Third-Party Recipient and the TCEQ. Specifically, Harris County shall perform Fourier Transform Infra Red (FTIR) air monitoring, equipment operation and equipment maintenance. The FTIR will analyze volatile organic compounds in ambient air. SEP monies will fund the lease/contract for services of the FTIR and related equipment, as well as the operation and maintenance of the FTIR site. SEP monies will also be used to pay for equipment, software, and programming associated with Internet connectivity and automated data ingestion.	38,638.00	38,638.00					
AQ	34496	Blue Line Corporation	04/14/2008	1.00:1	7,000.00	0.00	3,500.00	3,500.00	3,500.00
	CLEAN UP	The Respondent shall contribute to the Third-Party Recipient pursuant to the agreement between the Third-Party Recipient and the TCEQ. Specifically, the contribution will be used to coordinate with city and/or county governmental officials regarding the clean up of sites where trash has been disposed of illegally. Eligible sites will be limited to those where a responsible party can not be identified and where there is no pre-existing obligation to clean up the site by the owner or the government. Additionally, reasonable efforts must have already been taken to prevent the dumping. SEP monies will be used to pay for the direct cost of collection and disposal of debris. All dollars contributed will be used solely for the direct cost of the project and no portion will be spent on administrative costs. The SEP will be done in accordance with all federal, state and local environmental laws and regulations.	3,500.00	3,500.00					
AQ	29895	Oxbow Calcining LLC	06/05/2008	1.00:1	32,004.00	0.00	17,892.00	14,112.00	14,112.00
	POLLUTION REDUCTION	The Respondent shall contribute the SEP Amount to the Third-Party Recipient pursuant to the agreement between the Third-Party Recipient and the TCEQ. Specifically, the Southeast Texas Regional Planning Commission (SETRPC) will use the funds to conduct home energy audits and to assist low income residents in the West Port Arthur area by weatherizing their homes which will improve their homes' energy efficiency. SEP monies will be used to pay for the cost of caulking and insulating the homes, as well as for replacing heating and cooling systems and major appliances with new, energy efficient equipment. No portion of the funds will be used for administrative costs.	14,112.00	14,112.00					
AQ	32141	Exxon Mobil Corporation	09/21/2007	1.00:1	44,575.00	0.00	22,288.00	22,287.00	22,287.00

* There are Multiple Respondent Names associated to this Case No.

Appendix 12: List of SEP's & SEP Projects - FY 2008

Single Program

POLLUTION PREVENTION										The Respondent will contribute to Houston-Galveston AERCO's Clean Cities/Clean Vehicles Program in Harris County. The contribution will be used in accordance with the Supplemental Environmental Project Agreement between the Houston-Galveston AERCO and the Texas Commission on Environmental Quality. SEP monies will be used to aid local school districts and area transit agencies in reaching local match requirements mandated by the Federal Highway Administration's ("FHWA") Congestion Mitigation/Air Quality funding program. SEP monies will be disbursed to school districts and transit agencies in need of funding assistance in the Houston-Galveston non-attainment area. Those SEP monies will be used exclusively by the school districts and transit agencies as supplements to meet the local match requirements of the EPA. SEP monies will be used to pay for the cost of replacing older diesel buses with alternative fueled or clean diesel buses. The old buses will be permanently retired and only sold for scrap. The schools and transit agencies will also use the SEP monies to retrofit more buses to reduce emissions. Houston-Galveston AERCO will send the TCEQ verification in the form of paid invoices and other documentation to show that the retrofits were completed. Retrofit technologies include particulate matter traps, diesel particulate matter filters, NOx reduction catalyst technology in combination with diesel particulate filters, and other emission control technologies that are developed and approved by EPA or the California Air Resources Board.	22,287.00	22,287.00
AQ	33624	PD Glycol LP	01/28/2008	1.00:1	3,475.00	695.00	1,390.00	1,390.00	1,390.00			
POLLUTION REDUCTION										The Respondent shall contribute to the Third-Party Recipient pursuant to the agreement between the Third-Party Recipient and the TCEQ. Specifically, the contribution will be used to conduct home energy audits and to assist low income residents in the West Port Arthur area by weatherizing their homes which will improve their homes' energy efficiency. SEP monies will be used to pay for the cost of caulking and insulating homes, replacing heating and cooling systems and major appliances with new, energy efficient equipment.	1,390.00	1,390.00
The Respondent certifies that there is no prior commitment to do this project and that it is being performed solely in an effort to settle this enforcement action.												
AQ	33070	Equistar Chemicals, LP	06/19/2008	1.00:1	228,720.00	45,742.00	91,489.00	91,489.00	91,489.00			
POLLUTION REDUCTION										The Respondent will contribute to Houston-Galveston AERCO's Clean Cities/Clean Vehicles Program in Harris County. The contribution will be used in accordance with the Supplemental Environmental Project Agreement between the Houston-Galveston AERCO and the Texas Commission on Environmental Quality. SEP monies will be used to aid local school districts and area transit agencies in reaching local match requirements mandated by the Federal Highway Administration's ("FHWA") Congestion Mitigation/Air Quality funding program. SEP monies will be disbursed to school districts and transit agencies in need of funding assistance in the Houston-Galveston non-attainment area. Those SEP monies will be used exclusively by the school districts and transit agencies as supplements to meet the local match requirements of the EPA. SEP monies will be used to pay for the cost of replacing older diesel buses with alternative fueled or clean diesel buses. The old buses will be permanently retired and only sold for scrap. The schools and transit agencies will also use the SEP monies to retrofit more buses to reduce emissions. Houston-Galveston AERCO will send the TCEQ verification in the form of paid invoices and other documentation to show that the retrofits were completed. Retrofit technologies include particulate matter traps, diesel particulate matter filters, NOx reduction catalyst technology in combination with diesel particulate filters, and other emission control technologies that are developed and approved by EPA or the California Air Resources Board.	91,489.00	91,489.00
AQ	34641	Valero Refining-Texas, L.P.	06/19/2008	1.00:1	8,600.00	1,720.00	3,440.00	3,440.00	3,440.00			

* There are Multiple Respondent Names associated to this Case No.

Appendix 12: List of SEP's & SEP Projects - FY 2008

Single Program

	POLLUTION REDUCTION	The Respondent will contribute to Houston-Galveston AERCO's Clean Cities/Clean Vehicles Program in Galveston County. The contribution will be used in accordance with the Supplemental Environmental Project Agreement between the Houston-Galveston AERCO and the Texas Commission on Environmental Quality. SEP monies will be used to aid local school districts and area transit agencies in reaching local match requirements mandated by the Federal Highway Administration's ("FHWA") Congestion Mitigation/Air Quality funding program. SEP monies will be disbursed to school districts and transit agencies in need of funding assistance in the Houston-Galveston non-attainment area. Those SEP monies will be used exclusively by the school districts and transit agencies as supplements to meet the local match requirements of the EPA. SEP monies will be used to pay for the cost of replacing older diesel buses with alternative fueled or clean diesel buses. The old buses will be permanently retired and only sold for scrap. The schools and transit agencies will also use the SEP monies to retrofit more buses to reduce emissions. Houston-Galveston AERCO will send the TCEQ verification in the form of paid invoices and other documentation to show that the retrofits were completed. Retrofit technologies include particulate matter traps, diesel particulate matter filters, NOx reduction catalyst technology in combination with diesel particulate filters, and other emission control technologies that are developed and approved by EPA or the California Air Resources Board.					3,440.00	3,440.00	
AQ	32118	Exxon Mobil Corporation	09/21/2007	1.00:1	20,000.00	0.00	10,000.00	10,000.00	10,000.00
	POLLUTION REDUCTION	The Respondent will contribute to Houston-Galveston AERCO's Clean Cities/Clean Vehicles Program in Harris County. The contribution will be used in accordance with the Supplemental Environmental Project Agreement between the Houston-Galveston AERCO and the Texas Commission on Environmental Quality. SEP monies will be used to aid local school districts and area transit agencies in reaching local match requirements mandated by the Federal Highway Administration's ("FHWA") Congestion Mitigation/Air Quality funding program. SEP monies will be disbursed to school districts and transit agencies in need of funding assistance in the Houston-Galveston non-attainment area. Those SEP monies will be used exclusively by the school districts and transit agencies as supplements to meet the local match requirements of the EPA. SEP monies will be used to pay for the cost of replacing older diesel buses with alternative fueled or clean diesel buses. The old buses will be permanently retired and only sold for scrap. The schools and transit agencies will also use the SEP monies to retrofit more buses to reduce emissions. Houston-Galveston AERCO will send the TCEQ verification in the form of paid invoices and other documentation to show that the retrofits were completed. Retrofit technologies include particulate matter traps, diesel particulate matter filters, NOx reduction catalyst technology in combination with diesel particulate filters, and other emission control technologies that are developed and approved by EPA or the California Air Resources Board.					10,000.00	10,000.00	
AQ	34806	Texas Petrochemicals LP	02/25/2008	1.00:1	6,500.00	1,300.00	2,600.00	2,600.00	2,600.00
	POLLUTION REDUCTION	This project includes the lease/contracting for services of air monitoring equipment, Fourier Transform Infra Red (FTIR) and other associated monitoring equipment, site preparation (including power and a shelter for the monitoring equipment), installation, operation and maintenance for a minimum of a two year period. Data validation management and reporting, and site closure and restoration will also be performed as a part of this project using methods approved by the TCEQ. The FTIR will analyze volatile organic compounds in ambient air. Harris County, in cooperation with the TCEQ, will establish Internet connectivity and automated data ingestion into the TCEQ LEADS system. SEP monies will fund the lease/contract for services of the FTIR and related equipment, site creation, preparation and installation of the FTIR, and the operation and maintenance of the FTIR site for a minimum of two years. SEP monies will also be used to pay for any equipment, software, and programming associated with establishing Internet connectivity and automated data ingestion.					2,600.00	2,600.00	
AQ	31014	Motiva Enterprises LLC	06/19/2008	1.00:1	368,445.00	73,689.00	147,378.00	147,378.00	147,378.00

* There are Multiple Respondent Names associated to this Case No.

Appendix 12: List of SEP's & SEP Projects - FY 2008

Single Program

	POLLUTION REDUCTION	The Respondent shall contribute the SEP Amount to the Third-Party Recipient pursuant to the agreement between the Third-Party Recipient and the TCEQ. Specifically, the contribution will be used to maintain and repair the existing Southeast Texas Regional Air Monitoring Network. The network includes seven monitoring stations located at Sabine Pass, Mauriceville, Southeast Texas Regional Airport, West Orange, Beaumont, Port Neches, and Cove School sites. SEP monies will be used to pay for the labor and materials costs associated with maintaining, repairing, and replacing the existing air monitoring stations at the seven sites. The Respondent certifies that there is no prior commitment to do this project and that it is being performed solely in an effort to settle this enforcement action.	147,378.00	147,378.00					
AQ	34613	Targa North Texas, LP	04/28/2008	1.00:1	37,500.00	0.00	18,750.00	18,750.00	18,750.00
	POLLUTION PREVENTION	The Respondent shall contribute to the Third-Party Recipient pursuant to the agreement between the Third-Party Recipient and the TCEQ. Specifically, the contribution will be used to provide low income rural homeowners with assistance to enable the repair or replacement of their failing on-site wastewater systems. SEP monies will be used to pay for the labor and materials costs related to repairing or replacing the failing systems. The recipients will not be charged for the cost of replacing or repairing the failing systems.	18,750.00	18,750.00					
AQ	32802	Exxon Mobil Corporation	10/04/2007	1.00:1	8,200.00	1,640.00	3,280.00	3,280.00	3,280.00
	POLLUTION REDUCTION	The Respondent will contribute to Houston-Galveston AERCO's Clean Cities/Clean Vehicles Program in Harris County. The contribution will be used in accordance with the Supplemental Environmental Project Agreement between the Houston-Galveston AERCO and the Texas Commission on Environmental Quality. SEP monies will be used to aid local school districts and area transit agencies in reaching local match requirements mandated by the Federal Highway Administration's ("FHWA") Congestion Mitigation/Air Quality funding program. SEP monies will be disbursed to school districts and transit agencies in need of funding assistance in the Houston-Galveston non-attainment area. Those SEP monies will be used exclusively by the school districts and transit agencies as supplements to meet the local match requirements of the EPA. SEP monies will be used to pay for the cost of replacing older diesel buses with alternative fueled or clean diesel buses. The old buses will be permanently retired and only sold for scrap. The schools and transit agencies will also use the SEP monies to retrofit more buses to reduce emissions. Houston-Galveston AERCO will send the TCEQ verification in the form of paid invoices and other documentation to show that the retrofits were completed. Retrofit technologies include particulate matter traps, diesel particulate matter filters, NOx reduction catalyst technology in combination with diesel particulate filters, and other emission control technologies that are developed and approved by EPA or the California Air Resources Board.	3,280.00	3,280.00					
AQ	31130	Solutia Inc.	01/28/2008	1.00:1	45,597.00	0.00	22,799.00	22,798.00	22,798.00
	POLLUTION REDUCTION	SEP monies will be used to aid local school districts and area transit agencies in reaching local match requirements mandated by the Federal Highway Administration's ("FHWA") Congestion Mitigation/Air Quality funding program. SEP monies will be disbursed to school districts and transit agencies in need of funding assistance in the Houston-Galveston non-attainment area. SEP monies will be used to pay for the cost of retrofitting or replacing older diesel buses with alternative fueled or clean diesel buses. The old buses will be permanently retired and only sold for scrap. The schools and transit agencies will also use the SEP monies to retrofit more buses to reduce emissions. Retrofit technologies include particulate matter traps, diesel particulate matter filters, NOx reduction catalyst technology in combination with diesel particulate filters, and other emission control technologies that are developed and approved by EPA or the California Air Resources Board.	22,798.00	22,798.00					
AQ	26936	General Dynamics OTS (Garland), L.P	10/04/2007	1.00:1	86,775.00	0.00	43,388.00	43,387.00	43,387.00

* There are Multiple Respondent Names associated to this Case No.

Appendix 12: List of SEP's & SEP Projects - FY 2008

Single Program

	POLLUTION REDUCTION	Respondent shall contribute the SEP Amount to the Third-Party Recipient pursuant to the agreement between the Third-Party Recipient and the TCEQ. Specifically, the City of Fort Worth, Texas "Mow Down Air Pollution" Mower Exchange will perform a SEP in Tarrant County, with participation from residents of Dallas County, pursuant to the agreement between the City of Fort Worth and the TCEQ. SEP monies will be used to remove gasoline-powered lawn mowers from service and replace them with more fuel-efficient and lower pollution-emitting electric mowers. The City will scrap all unusable parts and recycle any recyclable parts from the gasoline-powered mowers. The City will not resell the mowers.	43,387.00	43,387.00					
AQ	33426	Lucite International, Inc.	01/12/2008	1.00:1	3,050.00	610.00	1,220.00	1,220.00	1,220.00
	POLLUTION REDUCTION	The Respondent shall contribute to the Third-Party Recipient pursuant to the agreement between the Third-Party Recipient and the TCEQ. Specifically, the contribution will be used to conduct home energy audits and to assist low income residents in the West Port Arthur area by weatherizing their homes which will improve their homes' energy efficiency. SEP monies will be used to pay for the cost of caulking and insulating homes, replacing heating and cooling systems and major appliances with new, energy efficient equipment. The Respondent certifies that there is no prior commitment to do this project and that it is being performed solely in an effort to settle this enforcement action.	1,220.00	1,220.00					
AQ	34459	The Premcor Refining Group Inc.	04/14/2008	1.00:1	30,400.00	0.00	15,200.00	15,200.00	15,200.00
	POLLUTION REDUCTION	The Respondent shall contribute to the Third-Party Recipient pursuant to the agreement between the Third-Party Recipient and the TCEQ. Specifically, the contribution will be used to conduct home energy audits and to assist low income residents in the West Port Arthur area by weatherizing their homes which will improve their homes' energy efficiency. SEP monies will be used to pay for the cost of caulking and insulating homes, replacing heating and cooling systems and major appliances with new, energy efficient equipment.	15,200.00	15,200.00					
AQ	34615	Motiva Enterprises LLC	07/03/2008	1.00:1	222,268.00	44,453.00	88,908.00	88,907.00	88,907.00
	POLLUTION PREVENTION	The Respondent shall contribute to the Third-Party Recipient pursuant to the agreement between the Third-Party Recipient and the TCEQ. Specifically, the contribution will be used to conduct home energy audits and to assist low income residents in the West Port Arthur area by weatherizing their homes which will improve their homes' energy efficiency. SEP monies will be used to pay for the cost of caulking and insulating homes, replacing heating and cooling systems and major appliances with new, energy efficient equipment.	88,907.00	88,907.00					
AQ	33509	ExxonMobil Oil Corporation	02/18/2008	1.00:1	94,050.00	18,810.00	37,620.00	37,620.00	37,620.00
	POLLUTION REDUCTION	The Respondent shall contribute to the Third-Party Recipient pursuant to the agreement between the Third-Party Recipient and the TCEQ. Specifically, the contribution will be used to aid local school districts, area transit agencies, and local governments in need of funding assistance to pay for the cost of the following activities to reduce emissions: 1) replacing older diesel buses with alternative fuelled or clean diesel buses; or 2) retrofitting older diesel buses with new, cleaner technology. The funds will be disbursed on a needs-rated basis, using non-attainment area status, condition of buses, and economic status of the recipient as possible rating factors if competition for the funds exists. To maximize funds, retrofitting will take priority over replacement of buses. Older buses deemed not suitable for retrofitting will be permanently retired and sold only for scrap. Acceptable retrofit technologies include particulate matter traps, diesel particulate matter filters, nitrogen oxides (NOx) reduction catalyst technology in combination with diesel particulate filters, and other emission control technologies that are developed and approved by the United States Environmental Protection Agency ("EPA") or the California Air Resources Board.	37,620.00	37,620.00					
AQ	32115	The Goodyear Tire & Rubber Company	01/28/2008	1.00:1	102,564.00	20,512.00	41,026.00	41,026.00	41,026.00

* There are Multiple Respondent Names associated to this Case No.

Appendix 12: List of SEP's & SEP Projects - FY 2008

Single Program

		POLLUTION PREVENTION	The Respondent shall contribute to the Third-Party Recipient pursuant to the agreement between the Third-Party Recipient and the TCEQ. Specifically, the contribution will be used to conduct home energy audits and to assist low income residents in the West Port Arthur area by weatherizing their homes which will improve their homes' energy efficiency. SEP monies will be used to pay for the cost of caulking and insulating homes, replacing heating and cooling systems and major appliances with new, energy efficient equipment.				41,026.00	41,026.00
AQ	34867	The Dow Chemical Company	06/19/2008	1.00:1	44,450.00	8,890.00	17,780.00	17,780.00
		POLLUTION REDUCTION	The Respondent will contribute to Houston-Galveston AERCO's Clean Cities/Clean Vehicles Program in Brazoria County. The contribution will be used in accordance with the Supplemental Environmental Project Agreement between the Houston-Galveston AERCO and the Texas Commission on Environmental Quality. SEP monies will be used to aid local school districts and area transit agencies in reaching local match requirements mandated by the Federal Highway Administration's ("FHWA") Congestion Mitigation/Air Quality funding program. SEP monies will be disbursed to school districts and transit agencies in need of funding assistance in the Houston-Galveston non-attainment area. Those SEP monies will be used exclusively by the school districts and transit agencies as supplements to meet the local match requirements of the EPA. SEP monies will be used to pay for the cost of replacing older diesel buses with alternative fueled or clean diesel buses. The old buses will be permanently retired and only sold for scrap. The schools and transit agencies will also use the SEP monies to retrofit more buses to reduce emissions. Houston-Galveston AERCO will send the TCEQ verification in the form of paid invoices and other documentation to show that the retrofits were completed. Retrofit technologies include particulate matter traps, diesel particulate matter filters, NOx reduction catalyst technology in combination with diesel particulate filters, and other emission control technologies that are developed and approved by EPA or the California Air Resources Board.				17,780.00	17,780.00
AQ	34672	Dixie Chemical Company, Inc.	03/08/2008	1.00:1	3,300.00	660.00	1,320.00	1,320.00
		POLLUTION REDUCTION	The Respondent will contribute to Houston-Galveston AERCO's Clean Cities/Clean Vehicles Program. The contribution will be used in accordance with the Supplemental Environmental Project Agreement between the Houston-Galveston AERCO and the Texas Commission on Environmental Quality. SEP monies will be used to aid local school districts and area transit agencies in reaching local match requirements mandated by the Federal Highway Administration's ("FHWA") Congestion Mitigation/Air Quality funding program. SEP monies will be disbursed to school districts and transit agencies in need of funding assistance in the Houston-Galveston non-attainment area. Those SEP monies will be used exclusively by the school districts and transit agencies as supplements to meet the local match requirements of the EPA. SEP monies will be used to pay for the cost of replacing older diesel buses with alternative fueled or clean diesel buses. The old buses will be permanently retired and only sold for scrap. The schools and transit agencies will also use the SEP monies to retrofit more buses to reduce emissions. Houston-Galveston AERCO will send the TCEQ verification in the form of paid invoices and other documentation to show that the retrofits were completed. Retrofit technologies include particulate matter traps, diesel particulate matter filters, NOx reduction catalyst technology in combination with diesel particulate filters, and other emission control technologies that are developed and approved by EPA or the California Air Resources Board.				1,320.00	1,320.00
AQ	33292	ConocoPhillips Company	03/08/2008	1.00:1	325,120.00	0.00	162,560.00	162,560.00

* There are Multiple Respondent Names associated to this Case No.

Appendix 12: List of SEP's & SEP Projects - FY 2008

Single Program

	POLLUTION REDUCTION		The Respondent will contribute to Houston-Galveston AERCO's Clean Cities/Clean Vehicles Program in Brazoria County. The contribution will be used in accordance with the Supplemental Environmental Project Agreement between the Houston-Galveston AERCO and the Texas Commission on Environmental Quality. SEP monies will be used to aid local school districts and area transit agencies in reaching local match requirements mandated by the Federal Highway Administration's ("FHWA") Congestion Mitigation/Air Quality funding program. SEP monies will be disbursed to school districts and transit agencies in need of funding assistance in the Houston-Galveston non-attainment area. Those SEP monies will be used exclusively by the school districts and transit agencies as supplements to meet the local match requirements of the EPA. SEP monies will be used to pay for the cost of replacing older diesel buses with alternative fueled or clean diesel buses. The old buses will be permanently retired and only sold for scrap. The schools and transit agencies will also use the SEP monies to retrofit more buses to reduce emissions. Houston-Galveston AERCO will send the TCEQ verification in the form of paid invoices and other documentation to show that the retrofits were completed. Retrofit technologies include particulate matter traps, diesel particulate matter filters, NOx reduction catalyst technology in combination with diesel particulate filters, and other emission control technologies that are developed and approved by EPA or the California Air Resources Board.				162,560.00	162,560.00	
AQ	35205	Shell Chemical LP	08/15/2008	1.00:1	10,000.00	2,000.00	4,000.00	4,000.00	4,000.00
	POLLUTION REDUCTION		The Respondent will contribute to Houston-Galveston AERCO's Clean Cities/Clean Vehicles Program in Harris County. The contribution will be used in accordance with the Supplemental Environmental Project Agreement between the Houston-Galveston AERCO and the Texas Commission on Environmental Quality. SEP monies will be used to aid local school districts and area transit agencies in reaching local match requirements mandated by the Federal Highway Administration's ("FHWA") Congestion Mitigation/Air Quality funding program. SEP monies will be disbursed to school districts and transit agencies in need of funding assistance in the Houston-Galveston non-attainment area. Those SEP monies will be used exclusively by the school districts and transit agencies as supplements to meet the local match requirements of the EPA. SEP monies will be used to pay for the cost of replacing older diesel buses with alternative fueled or clean diesel buses. The old buses will be permanently retired and only sold for scrap. The schools and transit agencies will also use the SEP monies to retrofit more buses to reduce emissions. Houston-Galveston AERCO will send the TCEQ verification in the form of paid invoices and other documentation to show that the retrofits were completed. Retrofit technologies include particulate matter traps, diesel particulate matter filters, NOx reduction catalyst technology in combination with diesel particulate filters, and other emission control technologies that are developed and approved by EPA or the California Air Resources Board.				4,000.00	4,000.00	
AQ	34378	Name: UNITED STATES ALUMINUM CORPORATION - TEXAS	04/03/2008	1.00:1	27,900.00	5,580.00	11,160.00	11,160.00	11,160.00
	POLLUTION PREVENTION		The Respondent shall contribute to the Third-Party Recipient pursuant to the agreement between the Third-Party Recipient and the TCEQ. Specifically, the contribution will be used to provide low income rural homeowners with assistance to enable the repair or replacement of their failing on-site wastewater systems. SEP monies will be used to pay for the labor and materials costs related to repairing or replacing the failing systems. The recipients will not be charged for the cost of replacing or repairing the failing systems.				11,160.00	11,160.00	
AQ	34646	Texas Petrochemicals LP	01/28/2008	1.00:1	10,266.00	2,053.00	4,107.00	4,106.00	4,106.00

* There are Multiple Respondent Names associated to this Case No.

Appendix 12: List of SEP's & SEP Projects - FY 2008

Single Program

	POLLUTION REDUCTION	The Respondent will contribute to Houston-Galveston AERCO's Clean Cities/Clean Vehicles Program in Harris County. The contribution will be used in accordance with the Supplemental Environmental Project Agreement between the Houston-Galveston AERCO and the Texas Commission on Environmental Quality. SEP monies will be used to aid local school districts and area transit agencies in reaching local match requirements mandated by the Federal Highway Administration's ("FHWA") Congestion Mitigation/Air Quality funding program. SEP monies will be disbursed to school districts and transit agencies in need of funding assistance in the Houston-Galveston non-attainment area. Those SEP monies will be used exclusively by the school districts and transit agencies as supplements to meet the local match requirements of the EPA. SEP monies will be used to pay for the cost of replacing older diesel buses with alternative fueled or clean diesel buses. The old buses will be permanently retired and only sold for scrap. The schools and transit agencies will also use the SEP monies to retrofit more buses to reduce emissions. Houston-Galveston AERCO will send the TCEQ verification in the form of paid invoices and other documentation to show that the retrofits were completed. Retrofit technologies include particulate matter traps, diesel particulate matter filters, NOx reduction catalyst technology in combination with diesel particulate filters, and other emission control technologies that are developed and approved by EPA or the California Air Resources Board.	4,106.00	4,106.00					
AQ	35442	Texas Petrochemicals LP	08/15/2008	1.00:1	8,086.00	1,617.00	3,235.00	3,234.00	3,234.00
	POLLUTION PREVENTION	This project includes the lease/contracting for services of air monitoring equipment, Fourier Transform Infra Red (FTIR) and other associated monitoring equipment, site preparation (including power and a shelter for the monitoring equipment), installation, operation and maintenance for a minimum of a two year period. Data validation management and reporting, and site closure and restoration will also be performed as a part of this project using methods approved by the TCEQ. The FTIR will analyze volatile organic compounds in ambient air. Harris County, in cooperation with the TCEQ, will establish Internet connectivity and automated data ingestion into the TCEQ LEADS system. SEP monies will fund the lease/contract for services of the FTIR and related equipment, site creation, preparation and installation of the FTIR, and the operation and maintenance of the FTIR site for a minimum of two years. SEP monies will also be used to pay for any equipment, software, and programming associated with establishing Internet connectivity and automated data ingestion.	3,234.00	3,234.00					
AQ	34654	Lyondell Chemical Company	05/22/2008	1.00:1	10,000.00	2,000.00	4,000.00	4,000.00	4,000.00
	POLLUTION REDUCTION	The Respondent will contribute to Houston-Galveston AERCO's Clean Cities/Clean Vehicles Program in Harris County. The contribution will be used in accordance with the Supplemental Environmental Project Agreement between the Houston-Galveston AERCO and the Texas Commission on Environmental Quality. SEP monies will be used to aid local school districts and area transit agencies in reaching local match requirements mandated by the Federal Highway Administration's ("FHWA") Congestion Mitigation/Air Quality funding program. SEP monies will be disbursed to school districts and transit agencies in need of funding assistance in the Houston-Galveston non-attainment area. Those SEP monies will be used exclusively by the school districts and transit agencies as supplements to meet the local match requirements of the EPA. SEP monies will be used to pay for the cost of replacing older diesel buses with alternative fueled or clean diesel buses. The old buses will be permanently retired and only sold for scrap. The schools and transit agencies will also use the SEP monies to retrofit more buses to reduce emissions. Houston-Galveston AERCO will send the TCEQ verification in the form of paid invoices and other documentation to show that the retrofits were completed. Retrofit technologies include particulate matter traps, diesel particulate matter filters, NOx reduction catalyst technology in combination with diesel particulate filters, and other emission control technologies that are developed and approved by EPA or the California Air Resources Board.	4,000.00	4,000.00					
AQ	32443	DGP Midstream, LP	10/04/2007	1.00:1	41,440.00	8,288.00	16,576.00	16,576.00	16,576.00

* There are Multiple Respondent Names associated to this Case No.

Appendix 12: List of SEP's & SEP Projects - FY 2008

Single Program

	CLEAN UP		The Respondent shall contribute to the Third-Party Recipient pursuant to the agreement between the Third-Party Recipient and the TCEQ. Specifically, the contribution will be used to coordinate with city and/or county governmental officials regarding the clean up of sites where trash has been disposed of illegally. Eligible sites will be limited to those where a responsible party can not be identified and where there is no pre-existing obligation to clean up the site by the owner or the government. Additionally, reasonable efforts must have already been taken to prevent the dumping. SEP monies will be used to pay for the direct cost of collection and disposal of debris. All dollars contributed will be used solely for the direct cost of the project and no portion will be spent on administrative costs. The SEP will be done in accordance with all federal, state and local environmental laws and regulations.				16,576.00	16,576.00	
			The Respondent certifies that there is no prior commitment to do this project and that it is being performed solely in an effort to settle this enforcement action.						
AQ	32884	Huntsman Petrochemical Corporation	10/25/2007	1.00:1	7,925.00	0.00	3,963.00	3,962.00	3,962.00
	POLLUTION REDUCTION		The Respondent shall contribute to the Third-Party Recipient pursuant to the agreement between the Third-Party Recipient and the TCEQ. Specifically, the contribution will be used to conduct home energy audits and to assist low income residents in the West Port Arthur area by weatherizing their homes which will improve their homes' energy efficiency. SEP monies will be used to pay for the cost of caulking and insulating homes, replacing heating and cooling systems and major appliances with new, energy efficient equipment.				3,962.00	3,962.00	
			The Respondent certifies that there is no prior commitment to do this project and that it is being performed solely in an effort to settle this enforcement action.						
AQ	35379	Texas Petrochemicals LP	07/21/2008	1.00:1	7,075.00	1,415.00	2,830.00	2,830.00	2,830.00
	POLLUTION PREVENTION		This project includes the lease/contracting for services of air monitoring equipment, Fourier Transform Infra Red (FTIR) and other associated monitoring equipment, site preparation (including power and a shelter for the monitoring equipment), installation, operation and maintenance for a minimum of a two year period. Data validation management and reporting, and site closure and restoration will also be performed as a part of this project using methods approved by the TCEQ. The FTIR will analyze volatile organic compounds in ambient air. Harris County, in cooperation with the TCEQ, will establish Internet connectivity and automated data ingestion into the TCEQ LEADS system. SEP monies will fund the lease/contract for services of the FTIR and related equipment, site creation, preparation and installation of the FTIR, and the operation and maintenance of the FTIR site for a minimum of two years. SEP monies will also be used to pay for any equipment, software, and programming associated with establishing Internet connectivity and automated data ingestion.				2,830.00	2,830.00	
AQ	34214	Southwest Convenience Stores, LLC	04/28/2008	1.00:1	21,240.00	4,248.00	8,496.00	8,496.00	8,496.00

* There are Multiple Respondent Names associated to this Case No.

Appendix 12: List of SEP's & SEP Projects - FY 2008

Single Program

	POLLUTION REDUCTION	The Respondent shall contribute to the Third-Party Recipient pursuant to the agreement between the Third-Party Recipient and the TCEQ. Specifically, the contribution will be used to aid local school districts, area transit agencies, and local governments in need of funding assistance to pay for the cost of the following activities to reduce emissions: 1) replacing older diesel buses with alternative fueled or clean diesel buses; or 2) retrofitting older diesel buses with new, cleaner technology. The funds will be disbursed on a needs-rated basis, using non-attainment area status, condition of buses, and economic status of the recipient as possible rating factors if competition for the funds exists. To maximize funds, retrofitting will take priority over replacement of buses. Older buses deemed not suitable for retrofitting will be permanently retired and sold only for scrap. Acceptable retrofit technologies include particulate matter traps, diesel particulate matter filters, nitrogen oxides (NOx) reduction catalyst technology in combination with diesel particulate filters, and other emission control technologies that are developed and approved by the United States Environmental Protection Agency ("EPA") or the California Air Resources Board.	8,496.00	8,496.00					
AQ	28046	CHEVRON PHILLIPS CHEMICAL COMPANY LP	12/20/2007	1.00:1	34,875.00	0.00	17,437.50	17,437.50	17,437.50
	POLLUTION REDUCTION	Respondent shall contribute the SEP Amount to the Third-Party Recipient pursuant to the agreement between the Third-Party Recipient and the TCEQ. Specifically, the Houston-Galveston Area Emission Reduction Credit Organization (AERCO) Clean Cities/Clean Vehicles Program will perform a SEP within the airshed of Harris County pursuant to the agreement between AERCO and the TCEQ. SEP monies will be used to aid local school districts and area transit agencies for the costs of replacing older diesel buses with alternative fueled or clean fuel diesel buses or retrofitting older buses with clean fuel technology.	17,437.50	17,437.50					
AQ	33805	The Premcor Refining Group Inc.	02/25/2008	1.00:1	25,150.00	5,030.00	10,060.00	10,060.00	10,060.00
	POLLUTION REDUCTION	The Respondent shall contribute to the Third-Party Recipient pursuant to the agreement between the Third-Party Recipient and the TCEQ. Specifically, the contribution will be used to conduct home energy audits and to assist low income residents in the West Port Arthur area by weatherizing their homes which will improve their homes' energy efficiency. SEP monies will be used to pay for the cost of caulking and insulating homes, replacing heating and cooling systems and major appliances with new, energy efficient equipment. The Respondent certifies that there is no prior commitment to do this project and that it is being performed solely in an effort to settle this enforcement action.	10,060.00	10,060.00					
AQ	29492	Gulf Chemical & Metallurgical Corporation	01/28/2008	1.00:1	154,275.00	0.00	77,138.00	77,137.00	77,137.00
	POLLUTION REDUCTION	SEP monies will be used to aid local school districts and area transit agencies in reaching local match requirements mandated by the Federal Highway Administration's ("FHWA") Congestion Mitigation/Air Quality funding program. SEP monies will be disbursed to school districts and transit agencies in need of funding assistance in the Houston-Galveston non-attainment area. Those SEP monies will be used exclusively by the school districts and transit agencies as supplements to meet the local match requirements of the EPA. SEP monies will be used to pay for the cost of retrofitting or replacing older diesel buses with alternative fueled or clean diesel buses. The old buses will be permanently retired and only sold for scrap. The schools and transit agencies will also use the SEP monies to retrofit more buses to reduce emissions.	77,137.00	77,137.00					
AQ	33308	Diamond Shamrock Refining Company, L.P.	12/20/2007	1.00:1	30,826.00	6,165.00	12,331.00	12,330.00	12,330.00

* There are Multiple Respondent Names associated to this Case No.

Appendix 12: List of SEP's & SEP Projects - FY 2008

Single Program

	CLEAN UP		The Respondent shall contribute to the Third-Party Recipient pursuant to the agreement between the Third-Party Recipient and the TCEQ. Specifically, the contribution will be used to coordinate with city and/or county governmental officials regarding the clean up of sites where trash has been disposed of illegally. Eligible sites will be limited to those where a responsible party can not be identified and where there is no pre-existing obligation to clean up the site by the owner or the government. Additionally, reasonable efforts must have already been taken to prevent the dumping. SEP monies will be used to pay for the direct cost of collection and disposal of debris. All dollars contributed will be used solely for the direct cost of the project and no portion will be spent on administrative costs. The SEP will be done in accordance with all federal, state and local environmental laws and regulations.				12,330.00	12,330.00	
AQ	32171	ConocoPhillips Company	02/25/2008	1.00:1	135,538.00	0.00	67,769.00	67,769.00	67,769.00
	POLLUTION REDUCTION		The Respondent will contribute to Houston-Galveston AERCO's Clean Cities/Clean Vehicles Program in Chambers County. The contribution will be used in accordance with the Supplemental Environmental Project Agreement between the Houston-Galveston AERCO and the Texas Commission on Environmental Quality. SEP monies will be used to aid local school districts and area transit agencies in reaching local match requirements mandated by the Federal Highway Administration's ("FHWA") Congestion Mitigation/Air Quality funding program. SEP monies will be disbursed to school districts and transit agencies in need of funding assistance in the Houston-Galveston non-attainment area. Those SEP monies will be used exclusively by the school districts and transit agencies as supplements to meet the local match requirements of the EPA. SEP monies will be used to pay for the cost of replacing older diesel buses with alternative fueled or clean diesel buses. The old buses will be permanently retired and only sold for scrap. The schools and transit agencies will also use the SEP monies to retrofit more buses to reduce emissions. Houston-Galveston AERCO will send the TCEQ verification in the form of paid invoices and other documentation to show that the retrofits were completed. Retrofit technologies include particulate matter traps, diesel particulate matter filters, NOx reduction catalyst technology in combination with diesel particulate filters, and other emission control technologies that are developed and approved by EPA or the California Air Resources Board.				67,769.00	67,769.00	
AQ	33547	Equistar Chemicals, LP	03/08/2008	1.00:1	32,725.00	6,545.00	13,090.00	13,090.00	13,090.00
	POLLUTION REDUCTION		The Respondent will contribute to Houston-Galveston AERCO's Clean Cities/Clean Vehicles Program in Harris County. The contribution will be used in accordance with the Supplemental Environmental Project Agreement between the Houston-Galveston AERCO and the Texas Commission on Environmental Quality. SEP monies will be used to aid local school districts and area transit agencies in reaching local match requirements mandated by the Federal Highway Administration's ("FHWA") Congestion Mitigation/Air Quality funding program. SEP monies will be disbursed to school districts and transit agencies in need of funding assistance in the Houston-Galveston non-attainment area. Those SEP monies will be used exclusively by the school districts and transit agencies as supplements to meet the local match requirements of the EPA. SEP monies will be used to pay for the cost of replacing older diesel buses with alternative fueled or clean diesel buses. The old buses will be permanently retired and only sold for scrap. The schools and transit agencies will also use the SEP monies to retrofit more buses to reduce emissions. Houston-Galveston AERCO will send the TCEQ verification in the form of paid invoices and other documentation to show that the retrofits were completed. Retrofit technologies include particulate matter traps, diesel particulate matter filters, NOx reduction catalyst technology in combination with diesel particulate filters, and other emission control technologies that are developed and approved by EPA or the California Air Resources Board.				13,090.00	13,090.00	
AQ	35360	Southern Star Concrete, Inc.	08/29/2008	1.00:1	1,045.00	209.00	418.00	418.00	418.00

* There are Multiple Respondent Names associated to this Case No.

Appendix 12: List of SEP's & SEP Projects - FY 2008

Single Program

	POLLUTION REDUCTION	The Respondent shall contribute the SEP Amount to the Third-Party Recipient pursuant to the agreement between the Third-Party Recipient and the TCEQ. Specifically, the contribution will be used to host a one-day event in Tarrant County where 167 operational gas-powered walk-behind lawn mowers may be traded in for a discount on a clean-running electric mower. The City of Fort Worth ("the City") shall coordinate with retailers and/or manufacturers to provide a 20% discount off the retail cost of electric mowers. The City will pay 40% of the retail cost with SEP funds to keep out-of-pocket consumer costs comparable to that of buying a gas-powered mower. The discounted price for the consumer will be approximately \$209 for an electric mower that usually costs \$449.	418.00	418.00					
AQ	33240	Shell Pipeline Company LP	01/12/2008	1.00:1	7,735.00	1,547.00	3,094.00	3,094.00	3,094.00
	POLLUTION REDUCTION	The Respondent shall contribute to the Third-Party Recipient pursuant to the agreement between the Third-Party Recipient and the TCEQ. Specifically, the contribution will be used to conduct home energy audits and to assist low income residents in the West Port Arthur area by weatherizing their homes which will improve their homes' energy efficiency. SEP monies will be used to pay for the cost of caulking and insulating homes, replacing heating and cooling systems and major appliances with new, energy efficient equipment. The Respondent certifies that there is no prior commitment to do this project and that it is being performed solely in an effort to settle this enforcement action.	3,094.00	3,094.00					
AQ	29798	BASF Corporation	04/03/2008	1.00:1	87,120.00	0.00	43,560.00	43,560.00	43,560.00
	POLLUTION REDUCTION	The contribution will be used in accordance with the Supplemental Environmental Project Agreement between the Houston-Galveston AERCO and the Texas Commission on Environmental Quality. SEP monies will be used to aid local school districts and area transit agencies in reaching local match requirements mandated by the Federal Highway Administration's ("FHWA") Congestion Mitigation/Air Quality funding program. SEP monies will be disbursed to school districts and transit agencies in need of funding assistance in the Houston-Galveston non-attainment area. Those SEP monies will be used exclusively by the school districts and transit agencies as supplements to meet the local match requirements of the EPA. SEP monies will be used to pay for the cost of replacing older diesel buses with alternative fueled or clean diesel buses. The old buses will be permanently retired and only sold for	43,560.00	43,560.00					
AQ	33189	Lyondell Chemical Company	12/20/2007	1.00:1	5,525.00	1,105.00	2,210.00	2,210.00	2,210.00
	POLLUTION REDUCTION	The Respondent will contribute to Houston-Galveston AERCO's Clean Cities/Clean Vehicles Program in Brazoria County. The contribution will be used in accordance with the Supplemental Environmental Project Agreement between the Houston-Galveston AERCO and the Texas Commission on Environmental Quality. SEP monies will be used to aid local school districts and area transit agencies in reaching local match requirements mandated by the Federal Highway Administration's ("FHWA") Congestion Mitigation/Air Quality funding program. SEP monies will be disbursed to school districts and transit agencies in need of funding assistance in the Houston-Galveston non-attainment area. Those SEP monies will be used exclusively by the school districts and transit agencies as supplements to meet the local match requirements of the EPA. SEP monies will be used to pay for the cost of replacing older diesel buses with alternative fueled or clean diesel buses. The old buses will be permanently retired and only sold for scrap. The schools and transit agencies will also use the SEP monies to retrofit more buses to reduce emissions. Houston-Galveston AERCO will send the TCEQ verification in the form of paid invoices and other documentation to show that the retrofits were completed. Retrofit technologies include particulate matter traps, diesel particulate matter filters, NOx reduction catalyst technology in combination with diesel particulate filters, and other emission control technologies that are developed and approved by EPA or the California Air Resources Board.	2,210.00	2,210.00					
AQ	34789	The Goodyear Tire & Rubber Company	05/22/2008	1.00:1	6,475.00	1,295.00	2,590.00	2,590.00	2,590.00

* There are Multiple Respondent Names associated to this Case No.

Appendix 12: List of SEP's & SEP Projects - FY 2008

Single Program

		POLLUTION PREVENTION	The Respondent shall contribute to the Third-Party Recipient pursuant to the agreement between the Third-Party Recipient and the TCEQ. Specifically, the contribution will be used to conduct home energy audits and to assist low income residents in the West Port Arthur area by weatherizing their homes which will improve their homes' energy efficiency. SEP monies will be used to pay for the cost of caulking and insulating homes, replacing heating and cooling systems and major appliances with new, energy efficient equipment.	2,590.00	2,590.00				
AQ	19435	Gulf Chemical & Metallurgical Corporation	10/04/2007	1.00:1	118,500.00	0.00	59,250.00	59,250.00	59,250.00
		POLLUTION REDUCTION	SEP monies will be used to aid local school districts and area transit agencies in reaching local match requirements mandated by the Federal Highway Administration's ("FHWA") Congestion Mitigation/Air Quality funding program. SEP monies will be disbursed to school districts and transit agencies in need of funding assistance in the Houston-Galveston non-attainment area. Those SEP monies will be used exclusively by the school districts and transit agencies as supplements to meet the local match requirements of the EPA. SEP monies will be used to pay for the cost of replacing older diesel buses with alternative fueled or clean diesel buses. The old buses will be permanently retired and only sold for scrap. The schools and transit agencies will also use the SEP monies to retrofit more buses to reduce emissions.	59,250.00	59,250.00				
AQ	34579	GB Biosciences Corporation	05/22/2008	1.00:1	23,875.00	4,775.00	9,550.00	9,550.00	9,550.00
		POLLUTION REDUCTION	The Respondent will contribute to Houston-Galveston AERCO's Clean Cities/Clean Vehicles Program in Harris County. The contribution will be used in accordance with the Supplemental Environmental Project Agreement between the Houston-Galveston AERCO and the Texas Commission on Environmental Quality. SEP monies will be used to aid local school districts and area transit agencies in reaching local match requirements mandated by the Federal Highway Administration's ("FHWA") Congestion Mitigation/Air Quality funding program. SEP monies will be disbursed to school districts and transit agencies in need of funding assistance in the Houston-Galveston non-attainment area. Those SEP monies will be used exclusively by the school districts and transit agencies as supplements to meet the local match requirements of the EPA. SEP monies will be used to pay for the cost of replacing older diesel buses with alternative fueled or clean diesel buses. The old buses will be permanently retired and only sold for scrap. The schools and transit agencies will also use the SEP monies to retrofit more buses to reduce emissions. Houston-Galveston AERCO will send the TCEQ verification in the form of paid invoices and other documentation to show that the retrofits were completed. Retrofit technologies include particulate matter traps, diesel particulate matter filters, NOx reduction catalyst technology in combination with diesel particulate filters, and other emission control technologies that are developed and approved by EPA or the California Air Resources Board.	9,550.00	9,550.00				
AQ	32726	Mobil Chemical Company Inc.	01/12/2008	1.00:1	40,700.00	0.00	20,350.00	20,350.00	20,350.00

* There are Multiple Respondent Names associated to this Case No.

Appendix 12: List of SEP's & SEP Projects - FY 2008

Single Program

	POLLUTION REDUCTION	<p>The Respondent shall contribute to the Third-Party Recipient pursuant to the agreement between the Third-Party Recipient and the TCEQ. Specifically, the Third-Party Recipient will contribute to Jefferson County for its Retrofit/Replacement of Heavy Equipment and Vehicles with Alternative Fueled Equipment and Vehicles. Specifically, the contribution will be used to purchase alternative fueled equipment such as propane or electric powered lawn mowers, propane powered light duty and heavy equipment, and alternative fueled vehicles and retire diesel and gasoline powered equipment and vehicles. Jefferson County will also convert current equipment and vehicles to alternative fueled equipment in order to lower emissions.</p> <p>All dollars contributed will be used solely for the direct cost of the project and no portion will be spent on administrative costs. The SEP will be done in accordance with all federal, state and local environmental laws and regulations.</p> <p>The Respondent certifies that there is no prior commitment to make this contribution and that it is being done solely in an effort to settle this enforcement action.</p>	20,350.00	20,350.00					
AQ	34912	Texas Petrochemicals LP	04/14/2008	1.00:1	6,500.00	1,300.00	2,600.00	2,600.00	2,600.00
	PUBLIC EDUCATION	<p>This project includes the lease/contracting for services of air monitoring equipment, Fourier Transform Infra Red (FTIR) and other associated monitoring equipment, site preparation (including power and a shelter for the monitoring equipment), installation, operation and maintenance for a minimum of a two year period. Data validation management and reporting, and site closure and restoration will also be performed as a part of this project using methods approved by the TCEQ. The FTIR will analyze volatile organic compounds in ambient air. Harris County, in cooperation with the TCEQ, will establish Internet connectivity and automated data ingestion into the TCEQ LEADS system. SEP monies will fund the lease/contract for services of the FTIR and related equipment, site creation, preparation and installation of the FTIR, and the operation and maintenance of the FTIR site for a minimum of two years. SEP monies will also be used to pay for any equipment, software, and programming associated with establishing Internet connectivity and automated data ingestion.</p>	2,600.00	2,600.00					
AQ	35157	Valero Refining-Texas, L.P.	06/19/2008	1.00:1	10,270.00	2,054.00	4,108.00	4,108.00	4,108.00
	POLLUTION REDUCTION	<p>The Respondent will contribute to Houston-Galveston AERCO's Clean Cities/Clean Vehicles Program in Harris County. The contribution will be used in accordance with the Supplemental Environmental Project Agreement between the Houston-Galveston AERCO and the Texas Commission on Environmental Quality. SEP monies will be used to aid local school districts and area transit agencies in reaching local match requirements mandated by the Federal Highway Administration's ("FHWA") Congestion Mitigation/Air Quality funding program. SEP monies will be disbursed to school districts and transit agencies in need of funding assistance in the Houston-Galveston non-attainment area. Those SEP monies will be used exclusively by the school districts and transit agencies as supplements to meet the local match requirements of the EPA. SEP monies will be used to pay for the cost of replacing older diesel buses with alternative fueled or clean diesel buses. The old buses will be permanently retired and only sold for scrap. The schools and transit agencies will also use the SEP monies to retrofit more buses to reduce emissions. Houston-Galveston AERCO will send the TCEQ verification in the form of paid invoices and other documentation to show that the retrofits were completed. Retrofit technologies include particulate matter traps, diesel particulate matter filters, NOx reduction catalyst technology in combination with diesel particulate filters, and other emission control technologies that are developed and approved by EPA or the California Air Resources Board.</p>	4,108.00	4,108.00					
AQ	34682	CHEVRON PHILLIPS CHEMICAL COMPANY LP	06/05/2008	1.00:1	10,000.00	2,000.00	4,000.00	4,000.00	4,000.00

* There are Multiple Respondent Names associated to this Case No.

Appendix 12: List of SEP's & SEP Projects - FY 2008

Single Program

	POLLUTION REDUCTION	The Respondent will contribute to Houston-Galveston AERCO's Clean Cities/Clean Vehicles Program in Brazoria County. The contribution will be used in accordance with the Supplemental Environmental Project Agreement between the Houston-Galveston AERCO and the Texas Commission on Environmental Quality. SEP monies will be used to aid local school districts and area transit agencies in reaching local match requirements mandated by the Federal Highway Administration's ("FHWA") Congestion Mitigation/Air Quality funding program. SEP monies will be disbursed to school districts and transit agencies in need of funding assistance in the Houston-Galveston non-attainment area. Those SEP monies will be used exclusively by the school districts and transit agencies as supplements to meet the local match requirements of the EPA. SEP monies will be used to pay for the cost of replacing older diesel buses with alternative fueled or clean diesel buses. The old buses will be permanently retired and only sold for scrap. The schools and transit agencies will also use the SEP monies to retrofit more buses to reduce emissions. Houston-Galveston AERCO will send the TCEQ verification in the form of paid invoices and other documentation to show that the retrofits were completed. Retrofit technologies include particulate matter traps, diesel particulate matter filters, NOx reduction catalyst technology in combination with diesel particulate filters, and other emission control technologies that are developed and approved by EPA or the California Air Resources Board.				4,000.00		4,000.00	
AQ	32479	The Premcor Refining Group Inc.	01/12/2008	1.00:1	64,625.00	0.00	32,313.00	32,312.00	32,312.00
	POLLUTION REDUCTION	The Respondent shall contribute to the Third-Party Recipient pursuant to the agreement between the Third-Party Recipient and the TCEQ. Specifically, the contribution will be used to conduct home energy audits and to assist low income residents in the West Port Arthur area by weatherizing their homes which will improve their homes' energy efficiency. SEP monies will be used to pay for the cost of caulking and insulating homes, replacing heating and cooling systems and major appliances with new, energy efficient equipment. The Respondent certifies that there is no prior commitment to do this project and that it is being performed solely in an effort to settle this enforcement action.						32,312.00	32,312.00
AQ	35062	HOUSTON REFINING, L.P.	07/21/2008	1.00:1	20,000.00	0.00	10,000.00	10,000.00	10,000.00
	POLLUTION REDUCTION	The Respondent will contribute to Houston-Galveston AERCO's Clean Cities/Clean Vehicles Program in Harris County. The contribution will be used in accordance with the Supplemental Environmental Project Agreement between the Houston-Galveston AERCO and the Texas Commission on Environmental Quality. SEP monies will be used to aid local school districts and area transit agencies in reaching local match requirements mandated by the Federal Highway Administration's ("FHWA") Congestion Mitigation/Air Quality funding program. SEP monies will be disbursed to school districts and transit agencies in need of funding assistance in the Houston-Galveston non-attainment area. Those SEP monies will be used exclusively by the school districts and transit agencies as supplements to meet the local match requirements of the EPA. SEP monies will be used to pay for the cost of replacing older diesel buses with alternative fueled or clean diesel buses. The old buses will be permanently retired and only sold for scrap. The schools and transit agencies will also use the SEP monies to retrofit more buses to reduce emissions. Houston-Galveston AERCO will send the TCEQ verification in the form of paid invoices and other documentation to show that the retrofits were completed. Retrofit technologies include particulate matter traps, diesel particulate matter filters, NOx reduction catalyst technology in combination with diesel particulate filters, and other emission control technologies that are developed and approved by EPA or the California Air Resources Board.						10,000.00	10,000.00
AQ	32308	City of Garland	09/21/2007	1.00:1	2,550.00	510.00	0.00	2,040.00	2,040.00

* There are Multiple Respondent Names associated to this Case No.

Appendix 12: List of SEP's & SEP Projects - FY 2008

Single Program

	POLLUTION PREVENTION	The Respondent shall contribute to the Third-Party Recipient pursuant to the agreement between the Third-Party Recipient and the TCEQ. Specifically, the contribution will be used to provide low income rural homeowners with assistance to enable the repair or replacement of their failing on-site wastewater systems. SEP monies will be used to pay for the labor and materials costs related to repairing or replacing the failing systems. The recipients will not be charged for the cost of replacing or repairing the failing systems. The Respondent certifies that there is no prior commitment to do this project and that it is being performed solely in an effort to settle this enforcement action.					2,040.00	2,040.00	
AQ	29721	The Premcor Refining Group Inc.	09/21/2007	1.00:1	43,437.00	0.00	21,719.00	21,718.00	21,718.00
	POLLUTION REDUCTION	The Respondent shall contribute to the Third-Party Recipient pursuant to the agreement between the Third-Party Recipient and the TCEQ, specifically, the Southeast Texas Regional Planning Commission ("SETRPC") West Port Arthur Home Energy Efficiency Program. The SETRPC will use the funds to conduct home energy audits and to assist low income residents in the West Port Arthur area by weatherizing their homes, which will improve their homes' energy efficiency. SEP monies will be used to pay for the cost of caulking and insulating the homes and appliances, as well as for replacing heating and cooling systems and major appliances with new, energy efficient equipment.					21,718.00	21,718.00	
AQ	33554	Eastman Chemical Company	06/05/2008	1.00:1	102,125.00	20,425.00	40,850.00	40,850.00	40,850.00
	POLLUTION PREVENTION	The Respondent shall contribute to the Third-Party Recipient pursuant to the agreement between the Third-Party Recipient and the TCEQ. Specifically, the contribution will be used to provide low income rural homeowners with assistance to enable the repair or replacement of their failing on-site wastewater systems. SEP monies will be used to pay for the labor and materials costs related to repairing or replacing the failing systems. The recipients will not be charged for the cost of replacing or repairing the failing systems.					40,850.00	40,850.00	
AQ	33184	Motiva Enterprises LLC	02/25/2008	1.00:1	29,362.00	5,872.00	11,745.00	11,745.00	11,745.00
	POLLUTION REDUCTION	The Respondent shall contribute to the Third-Party Recipient pursuant to the agreement between the Third-Party Recipient and the TCEQ. Specifically, the contribution will be used to conduct home energy audits and to assist low income residents in the West Port Arthur area by weatherizing their homes which will improve their homes' energy efficiency. SEP monies will be used to pay for the cost of caulking and insulating homes, replacing heating and cooling systems and major appliances with new, energy efficient equipment. The Respondent certifies that there is no prior commitment to do this project and that it is being performed solely in an effort to settle this enforcement action.					11,745.00	11,745.00	
AQ	32444	Equistar Chemicals, LP	09/21/2007	1.00:1	20,000.00	0.00	10,000.00	10,000.00	10,000.00

* There are Multiple Respondent Names associated to this Case No.

Appendix 12: List of SEP's & SEP Projects - FY 2008

Single Program

	POLLUTION REDUCTION	The Respondent will contribute to Houston-Galveston AERCO's Clean Cities/Clean Vehicles Program in Brazoria County. The contribution will be used in accordance with the Supplemental Environmental Project Agreement between the Houston-Galveston AERCO and the Texas Commission on Environmental Quality. SEP monies will be used to aid local school districts and area transit agencies in reaching local match requirements mandated by the Federal Highway Administration's ("FHWA") Congestion Mitigation/Air Quality funding program. SEP monies will be disbursed to school districts and transit agencies in need of funding assistance in the Houston-Galveston non-attainment area. Those SEP monies will be used exclusively by the school districts and transit agencies as supplements to meet the local match requirements of the EPA. SEP monies will be used to pay for the cost of replacing older diesel buses with alternative fueled or clean diesel buses. The old buses will be permanently retired and only sold for scrap. The schools and transit agencies will also use the SEP monies to retrofit more buses to reduce emissions. Houston-Galveston AERCO will send the TCEQ verification in the form of paid invoices and other documentation to show that the retrofits were completed. Retrofit technologies include particulate matter traps, diesel particulate matter filters, NOx reduction catalyst technology in combination with diesel particulate filters, and other emission control technologies that are developed and approved by EPA or the California Air Resources Board.					10,000.00	10,000.00	
AQ	34343	Southwest Convenience Stores, LLC	04/14/2008	1.00:1	17,450.00	3,490.00	6,980.00	6,980.00	6,980.00
	POLLUTION REDUCTION	The Respondent shall contribute to the Third-Party Recipient pursuant to the agreement between the Third-Party Recipient and the TCEQ. Specifically, the contribution will be used to aid local school districts, area transit agencies, and local governments in need of funding assistance to pay for the cost of the following activities to reduce emissions: 1) replacing older diesel buses with alternative fuelled or clean diesel buses; or 2) retrofitting older diesel buses with new, cleaner technology. The funds will be disbursed on a needs-rated basis, using non-attainment area status, condition of buses, and economic status of the recipient as possible rating factors if competition for the funds exists. To maximize funds, retrofitting will take priority over replacement of buses. Older buses deemed not suitable for retrofitting will be permanently retired and sold only for scrap. Acceptable retrofit technologies include particulate matter traps, diesel particulate matter filters, nitrogen oxides (NOx) reduction catalyst technology in combination with diesel particulate filters, and other emission control technologies that are developed and approved by the United States Environmental Protection Agency ("EPA") or the California Air Resources Board.					6,980.00	6,980.00	
AQ	34732	ExxonMobil Oil Corporation	06/19/2008	1.00:1	10,000.00	0.00	5,000.00	5,000.00	5,000.00
	POLLUTION REDUCTION	The Respondent shall contribute to the Third-Party Recipient pursuant to the agreement between the Third-Party Recipient and the TCEQ. Specifically, the contribution will be used to provide low income rural homeowners with assistance to enable the repair or replacement of their failing on-site wastewater systems. SEP monies will be used to pay for the labor and materials costs related to repairing or replacing the failing systems. The recipients will not be charged for the cost of replacing or repairing the failing systems.					5,000.00	5,000.00	
AQ	33881	Exxon Mobil Corporation	03/08/2008	1.00:1	10,000.00	0.00	5,000.00	5,000.00	5,000.00

* There are Multiple Respondent Names associated to this Case No.

Appendix 12: List of SEP's & SEP Projects - FY 2008

Single Program

POLLUTION REDUCTION										The Respondent will contribute to Houston-Galveston AERCO's Clean Cities/Clean Vehicles Program in Harris County. The contribution will be used in accordance with the Supplemental Environmental Project Agreement between the Houston-Galveston AERCO and the Texas Commission on Environmental Quality. SEP monies will be used to aid local school districts and area transit agencies in reaching local match requirements mandated by the Federal Highway Administration's ("FHWA") Congestion Mitigation/Air Quality funding program. SEP monies will be disbursed to school districts and transit agencies in need of funding assistance in the Houston-Galveston non-attainment area. Those SEP monies will be used exclusively by the school districts and transit agencies as supplements to meet the local match requirements of the EPA. SEP monies will be used to pay for the cost of replacing older diesel buses with alternative fueled or clean diesel buses. The old buses will be permanently retired and only sold for scrap. The schools and transit agencies will also use the SEP monies to retrofit more buses to reduce emissions. Houston-Galveston AERCO will send the TCEQ verification in the form of paid invoices and other documentation to show that the retrofits were completed. Retrofit technologies include particulate matter traps, diesel particulate matter filters, NOx reduction catalyst technology in combination with diesel particulate filters, and other emission control technologies that are developed and approved by EPA or the California Air Resources Board.	5,000.00	5,000.00
AQ	30147	DCP Midstream, LP	04/14/2008	1.00:1	42,014.00	0.00	21,008.00	21,006.00	21,006.00			
CLEAN UP										Respondent shall contribute the SEP Amount to the Third-Party Recipient pursuant to the agreement between the Third-Party Recipient and the TCEQ. Specifically, the contribution will be to the Texas Association of Resource Conservation and Development Areas, Inc. ("RC&D") for clean up of unauthorized trash dumps to be conducted within Ector County. In the alternative, if the project cannot be completed for tire clean ups, the Third-Party Recipient may perform clean up of illegal dumpsites, wastewater treatment assistance, or other projects approved pursuant to the agreement between the Third-Party Recipient and the TCEQ. Specifically, SEP monies will pay for the labor and disposal costs associated with proper clean up and disposal of wastes, debris, or abandoned tires, assistance to low-income residents with failing on site wastewater systems, plugging of abandoned wells, household hazardous waste collection, or antifreeze recycling. The projects will be administered in accordance with federal, state, and local environmental laws and regulations.	21,006.00	21,006.00
AQ	34762	Exxon Mobil Corporation	06/05/2008	1.00:1	13,775.00	0.00	6,888.00	6,887.00	6,887.00			
POLLUTION REDUCTION										The Respondent will contribute to Houston-Galveston AERCO's Clean Cities/Clean Vehicles Program in Harris County. The contribution will be used in accordance with the Supplemental Environmental Project Agreement between the Houston-Galveston AERCO and the Texas Commission on Environmental Quality. SEP monies will be used to aid local school districts and area transit agencies in reaching local match requirements mandated by the Federal Highway Administration's ("FHWA") Congestion Mitigation/Air Quality funding program. SEP monies will be disbursed to school districts and transit agencies in need of funding assistance in the Houston-Galveston non-attainment area. Those SEP monies will be used exclusively by the school districts and transit agencies as supplements to meet the local match requirements of the EPA. SEP monies will be used to pay for the cost of replacing older diesel buses with alternative fueled or clean diesel buses. The old buses will be permanently retired and only sold for scrap. The schools and transit agencies will also use the SEP monies to retrofit more buses to reduce emissions. Houston-Galveston AERCO will send the TCEQ verification in the form of paid invoices and other documentation to show that the retrofits were completed. Retrofit technologies include particulate matter traps, diesel particulate matter filters, NOx reduction catalyst technology in combination with diesel particulate filters, and other emission control technologies that are developed and approved by EPA or the California Air Resources Board.	6,887.00	6,887.00
AQ	32625	ExxonMobil Oil Corporation	10/25/2007	1.00:1	24,139.00	4,827.00	9,656.00	9,656.00	9,656.00			

* There are Multiple Respondent Names associated to this Case No.

Appendix 12: List of SEP's & SEP Projects - FY 2008

Single Program

POLLUTION REDUCTION		<p>The Respondent shall contribute to the Third-Party Recipient pursuant to the agreement between the Third-Party Recipient and the TCEQ. Specifically, the Third-Party Recipient will contribute to Jefferson County for its Retrofit/Replacement of Heavy Equipment and Vehicles with Alternative Fueled Equipment and Vehicles. Specifically, the contribution will be used to purchase alternative fueled equipment such as propane or electric powered lawn mowers, propane powered light duty and heavy equipment, and alternative fueled vehicles and retire diesel and gasoline powered equipment and vehicles. Jefferson County will also convert current equipment and vehicles to alternative fueled equipment in order to lower emissions.</p> <p>All dollars contributed will be used solely for the direct cost of the project and no portion will be spent on administrative costs. The SEP will be done in accordance with all federal, state and local environmental laws and regulations.</p> <p>The Respondent certifies that there is no prior commitment to make this contribution and that it is being done solely in an effort to settle this enforcement action.</p>	9,656.00	9,656.00					
AQ	32887	INEOS USA LLC	01/28/2008	1.00:1	217,000.00	0.00	108,500.00	108,500.00	108,500.00
POLLUTION PREVENTION		<p>The Respondent will contribute to Houston-Galveston AERCO's Clean Cities/Clean Vehicles Program in Brazoria County. The contribution will be used in accordance with the Supplemental Environmental Project Agreement between the Houston-Galveston AERCO and the Texas Commission on Environmental Quality. SEP monies will be used to aid local school districts and area transit agencies in reaching local match requirements mandated by the Federal Highway Administration's ("FHWA") Congestion Mitigation/Air Quality funding program. SEP monies will be disbursed to school districts and transit agencies in need of funding assistance in the Houston-Galveston non-attainment area. Those SEP monies will be used exclusively by the school districts and transit agencies as supplements to meet the local match requirements of the EPA. SEP monies will be used to pay for the cost of replacing older diesel buses with alternative fueled or clean diesel buses. The old buses will be permanently retired and only sold for scrap. The schools and transit agencies will also use the SEP monies to retrofit more buses to reduce emissions. Houston-Galveston AERCO will send the TCEQ verification in the form of paid invoices and other documentation to show that the retrofits were completed. Retrofit technologies include particulate matter traps, diesel particulate matter filters, NOx reduction catalyst technology in combination with diesel particulate filters, and other emission control technologies that are developed and approved by EPA or the California Air Resources Board.</p>	108,500.00	108,500.00					
AQ	34888	Eastman Chemical Company	06/19/2008	1.00:1	10,000.00	2,000.00	4,000.00	4,000.00	4,000.00
POLLUTION PREVENTION		<p>The Respondent shall contribute to the Third-Party Recipient pursuant to the agreement between the Third-Party Recipient and the TCEQ. Specifically, the contribution will be used to provide low income rural homeowners with assistance to enable the repair or replacement of their failing on-site wastewater systems. SEP monies will be used to pay for the labor and materials costs related to repairing or replacing the failing systems. The recipients will not be charged for the cost of replacing or repairing the failing systems.</p>	4,000.00	4,000.00					
AQ	32622	Union Carbide Corporation	03/08/2008	1.00:1	76,450.00	15,290.00	30,580.00	30,580.00	30,580.00

* There are Multiple Respondent Names associated to this Case No.

Appendix 12: List of SEP's & SEP Projects - FY 2008

Single Program

	POLLUTION REDUCTION	The Respondent will contribute to Houston-Galveston AERCO's Clean Cities/Clean Vehicles Program in Galveston County. The contribution will be used in accordance with the Supplemental Environmental Project Agreement between the Houston-Galveston AERCO and the Texas Commission on Environmental Quality. SEP monies will be used to aid local school districts and area transit agencies in reaching local match requirements mandated by the Federal Highway Administration's ("FHWA") Congestion Mitigation/Air Quality funding program. SEP monies will be disbursed to school districts and transit agencies in need of funding assistance in the Houston-Galveston non-attainment area. Those SEP monies will be used exclusively by the school districts and transit agencies as supplements to meet the local match requirements of the EPA. SEP monies will be used to pay for the cost of replacing older diesel buses with alternative fueled or clean diesel buses. The old buses will be permanently retired and only sold for scrap. The schools and transit agencies will also use the SEP monies to retrofit more buses to reduce emissions. Houston-Galveston AERCO will send the TCEQ verification in the form of paid invoices and other documentation to show that the retrofits were completed. Retrofit technologies include particulate matter traps, diesel particulate matter filters, NOx reduction catalyst technology in combination with diesel particulate filters, and other emission control technologies that are developed and approved by EPA or the California Air Resources Board.					30,580.00	30,580.00	
AQ	34612	SABINA PETROCHEMICALS LLC	06/05/2008	1.00:1	24,625.00	4,925.00	9,850.00	9,850.00	9,850.00
	POLLUTION PREVENTION	The Respondent shall contribute to the Third-Party Recipient pursuant to the agreement between the Third-Party Recipient and the TCEQ. Specifically, the contribution will be used to conduct home energy audits and to assist low income residents in the West Port Arthur area by weatherizing their homes which will improve their homes' energy efficiency. SEP monies will be used to pay for the cost of caulking and insulating homes, replacing heating and cooling systems and major appliances with new, energy efficient equipment.					9,850.00	9,850.00	
AQ	33839	Huntsman Petrochemical Corporation	01/28/2008	1.00:1	64,923.00	12,984.00	25,970.00	25,969.00	25,969.00
	POLLUTION REDUCTION	The Respondent shall contribute to the Third-Party Recipient pursuant to the agreement between the Third-Party Recipient and the TCEQ. Specifically, the contribution will be used to aid local school districts, area transit agencies, and local governments in need of funding assistance to pay for the cost of the following activities to reduce emissions: 1) replacing older diesel buses with alternative fuelled or clean diesel buses; or 2) retrofitting older diesel buses with new, cleaner technology. The funds will be disbursed on a needs-rated basis, using non-attainment area status, condition of buses, and economic status of the recipient as possible rating factors if competition for the funds exists. To maximize funds, retrofitting will take priority over replacement of buses. Older buses deemed not suitable for retrofitting will be permanently retired and sold only for scrap. Acceptable retrofit technologies include particulate matter traps, diesel particulate matter filters, nitrogen oxides (NOx) reduction catalyst technology in combination with diesel particulate filters, and other emission control technologies that are developed and approved by the United States Environmental Protection Agency ("EPA") or the California Air Resources Board.					25,969.00	25,969.00	
AQ	34450	Motiva Enterprises LLC	04/14/2008	1.00:1	24,700.00	4,940.00	9,880.00	9,880.00	9,880.00

* There are Multiple Respondent Names associated to this Case No.

Appendix 12: List of SEP's & SEP Projects - FY 2008

Single Program

	POLLUTION REDUCTION	The Respondent shall contribute to the Third-Party Recipient pursuant to the agreement between the Third-Party Recipient and the TCEQ. Specifically, the contribution will be used to aid local school districts, area transit agencies, and local governments in need of funding assistance to pay for the cost of the following activities to reduce emissions: 1) replacing older diesel buses with alternative fuelled or clean diesel buses; or 2) retrofitting older diesel buses with new, cleaner technology. The funds will be disbursed on a needs-rated basis, using non-attainment area status, condition of buses, and economic status of the recipient as possible rating factors if competition for the funds exists. To maximize funds, retrofitting will take priority over replacement of buses. Older buses deemed not suitable for retrofitting will be permanently retired and sold only for scrap. Acceptable retrofit technologies include particulate matter traps, diesel particulate matter filters, nitrogen oxides (NOx) reduction catalyst technology in combination with diesel particulate filters, and other emission control technologies that are developed and approved by the United States Environmental Protection Agency ("EPA") or the California Air Resources Board.	9,880.00	9,880.00					
AQ	35137	Copano Processing, L.P.	08/29/2008	1.00:1	20,850.00	4,170.00	8,340.00	8,340.00	8,340.00
	CLEAN UP	The Respondent will contribute to Lower Colorado River Authority ("LCRA") Household Hazardous Waste and Reusable Materials Collection in Colorado County. The contribution will be used in accordance with the Supplemental Environmental Project Agreement between the Lower Colorado River Authority and the Texas Commission on Environmental Quality. SEP monies will be used to sponsor household hazardous waste collection events, battery collection events, used oil collection events, paint collection events, and tire collection events in conjunction with local city and county governments through the LCRA Statutory District. These collection events provide citizens with a safe and convenient opportunity to properly dispose of household hazardous wastes such as: paint, tires, pesticides, motor oil, oil filters, antifreeze, batteries, and household cleaners. Citizens will be encouraged to reuse unused portions of properly labeled and handled chemical products (i.e. fertilizers, paints, and some pesticides/herbicides) through the reusable materials exchange. SEP monies will be used by LCRA to supplement scheduled events, and to add additional collection events. The LCRA has not previously budgeted for these supplemental, additional, or special collection events and will not budget for them.	8,340.00	8,340.00					
AQ	34330	Equistar Chemicals, LP	05/22/2008	1.00:1	20,000.00	0.00	10,000.00	10,000.00	10,000.00
	POLLUTION REDUCTION	The Respondent will contribute to Harris County Public Health and Environmental Services-Pollution Control Division's FTIR Project. This project includes the lease/contracting for services of air monitoring equipment, FTIR and other associated monitoring equipment, site preparation (including power and a shelter for the monitoring equipment), installation, operation and maintenance for a minimum of a two year period. Data validation management and reporting, and site closure and restoration will also be performed as a part of this project using methods approved by the TCEQ. The FTIR will analyze volatile organic compounds in ambient air. Harris County, in cooperation with the TCEQ, will establish Internet connectivity and automated data ingestion into the TCEQ LEADS system. SEP monies will fund the lease/contract for services of the FTIR and related equipment, site creation, preparation and installation of the FTIR, and the operation and maintenance of the FTIR site for a minimum of two years. SEP monies will also be used to pay for any equipment, software, and programming associated with establishing Internet connectivity and automated data ingestion.	10,000.00	10,000.00					
AQ	34652	FMC Corporation	04/14/2008	1.00:1	5,650.00	1,130.00	2,260.00	2,260.00	2,260.00

* There are Multiple Respondent Names associated to this Case No.

Appendix 12: List of SEP's & SEP Projects - FY 2008

Single Program

POLLUTION REDUCTION		The Respondent will contribute to Houston-Galveston AERCO's Clean Cities/Clean Vehicles Program in Harris County. The contribution will be used in accordance with the Supplemental Environmental Project Agreement between the Houston-Galveston AERCO and the Texas Commission on Environmental Quality. SEP monies will be used to aid local school districts and area transit agencies in reaching local match requirements mandated by the Federal Highway Administration's ("FHWA") Congestion Mitigation/Air Quality funding program. SEP monies will be disbursed to school districts and transit agencies in need of funding assistance in the Houston-Galveston non-attainment area. Those SEP monies will be used exclusively by the school districts and transit agencies as supplements to meet the local match requirements of the EPA. SEP monies will be used to pay for the cost of replacing older diesel buses with alternative fueled or clean diesel buses. The old buses will be permanently retired and only sold for scrap. The schools and transit agencies will also use the SEP monies to retrofit more buses to reduce emissions. Houston-Galveston AERCO will send the TCEQ verification in the form of paid invoices and other documentation to show that the retrofits were completed. Retrofit technologies include particulate matter traps, diesel particulate matter filters, NOx reduction catalyst technology in combination with diesel particulate filters, and other emission control technologies that are developed and approved by EPA or the California Air Resources Board.					2,260.00	2,260.00	
AQ	34331	Texas Petrochemicals LP	01/12/2008	1.00:1	10,000.00	2,000.00	4,000.00	4,000.00	4,000.00
POLLUTION REDUCTION		The Respondent will contribute to Houston-Galveston AERCO's Clean Cities/Clean Vehicles Program in Harris County. The contribution will be used in accordance with the Supplemental Environmental Project Agreement between the Houston-Galveston AERCO and the Texas Commission on Environmental Quality. SEP monies will be used to aid local school districts and area transit agencies in reaching local match requirements mandated by the Federal Highway Administration's ("FHWA") Congestion Mitigation/Air Quality funding program. SEP monies will be disbursed to school districts and transit agencies in need of funding assistance in the Houston-Galveston non-attainment area. Those SEP monies will be used exclusively by the school districts and transit agencies as supplements to meet the local match requirements of the EPA. SEP monies will be used to pay for the cost of replacing older diesel buses with alternative fueled or clean diesel buses. The old buses will be permanently retired and only sold for scrap. The schools and transit agencies will also use the SEP monies to retrofit more buses to reduce emissions. Houston-Galveston AERCO will send the TCEQ verification in the form of paid invoices and other documentation to show that the retrofits were completed. Retrofit technologies include particulate matter traps, diesel particulate matter filters, NOx reduction catalyst technology in combination with diesel particulate filters, and other emission control technologies that are developed and approved by EPA or the California Air Resources Board.					4,000.00	4,000.00	
AQ	34978	Lyondell Chemical Company	06/19/2008	1.00:1	10,200.00	2,040.00	4,080.00	4,080.00	4,080.00

* There are Multiple Respondent Names associated to this Case No.

Appendix 12: List of SEP's & SEP Projects - FY 2008

Single Program

POLLUTION REDUCTION		The Respondent will contribute to Houston-Galveston AERCO's Clean Cities/Clean Vehicles Program in Harris County. The contribution will be used in accordance with the Supplemental Environmental Project Agreement between the Houston-Galveston AERCO and the Texas Commission on Environmental Quality. SEP monies will be used to aid local school districts and area transit agencies in reaching local match requirements mandated by the Federal Highway Administration's ("FHWA") Congestion Mitigation/Air Quality funding program. SEP monies will be disbursed to school districts and transit agencies in need of funding assistance in the Houston-Galveston non-attainment area. Those SEP monies will be used exclusively by the school districts and transit agencies as supplements to meet the local match requirements of the EPA. SEP monies will be used to pay for the cost of replacing older diesel buses with alternative fueled or clean diesel buses. The old buses will be permanently retired and only sold for scrap. The schools and transit agencies will also use the SEP monies to retrofit more buses to reduce emissions. Houston-Galveston AERCO will send the TCEQ verification in the form of paid invoices and other documentation to show that the retrofits were completed. Retrofit technologies include particulate matter traps, diesel particulate matter filters, NOx reduction catalyst technology in combination with diesel particulate filters, and other emission control technologies that are developed and approved by EPA or the California Air Resources Board.					4,080.00	4,080.00	
AQ	34019	The Goodyear Tire & Rubber Company	11/19/2007	1.00:1	4,450.00	890.00	1,780.00	1,780.00	1,780.00
POLLUTION REDUCTION		The Respondent will contribute to Houston-Galveston AERCO's Clean Cities/Clean Vehicles Program in Harris County. The contribution will be used in accordance with the Supplemental Environmental Project Agreement between the Houston-Galveston AERCO and the Texas Commission on Environmental Quality. SEP monies will be used to aid local school districts and area transit agencies in reaching local match requirements mandated by the Federal Highway Administration's ("FHWA") Congestion Mitigation/Air Quality funding program. SEP monies will be disbursed to school districts and transit agencies in need of funding assistance in the Houston-Galveston non-attainment area. Those SEP monies will be used exclusively by the school districts and transit agencies as supplements to meet the local match requirements of the EPA. SEP monies will be used to pay for the cost of replacing older diesel buses with alternative fueled or clean diesel buses. The old buses will be permanently retired and only sold for scrap. The schools and transit agencies will also use the SEP monies to retrofit more buses to reduce emissions. Houston-Galveston AERCO will send the TCEQ verification in the form of paid invoices and other documentation to show that the retrofits were completed. Retrofit technologies include particulate matter traps, diesel particulate matter filters, NOx reduction catalyst technology in combination with diesel particulate filters, and other emission control technologies that are developed and approved by EPA or the California Air Resources Board.					1,780.00	1,780.00	
AQ	34486	TOTAL PETROCHEMICALS USA, INC.	04/14/2008	1.00:1	7,050.00	1,410.00	2,820.00	2,820.00	2,820.00

* There are Multiple Respondent Names associated to this Case No.

Appendix 12: List of SEP's & SEP Projects - FY 2008

Single Program

	POLLUTION REDUCTION		The Respondent will contribute to Houston-Galveston AERCO's Clean Cities/Clean Vehicles Program in Harris County. The contribution will be used in accordance with the Supplemental Environmental Project Agreement between the Houston-Galveston AERCO and the Texas Commission on Environmental Quality. SEP monies will be used to aid local school districts and area transit agencies in reaching local match requirements mandated by the Federal Highway Administration's ("FHWA") Congestion Mitigation/Air Quality funding program. SEP monies will be disbursed to school districts and transit agencies in need of funding assistance in the Houston-Galveston non-attainment area. Those SEP monies will be used exclusively by the school districts and transit agencies as supplements to meet the local match requirements of the EPA. SEP monies will be used to pay for the cost of replacing older diesel buses with alternative fueled or clean diesel buses. The old buses will be permanently retired and only sold for scrap. The schools and transit agencies will also use the SEP monies to retrofit more buses to reduce emissions. Houston-Galveston AERCO will send the TCEQ verification in the form of paid invoices and other documentation to show that the retrofits were completed. Retrofit technologies include particulate matter traps, diesel particulate matter filters, NOx reduction catalyst technology in combination with diesel particulate filters, and other emission control technologies that are developed and approved by EPA or the California Air Resources Board.				2,820.00	2,820.00	
AQ	33133	Huntsman Petrochemical Corporation	04/14/2008	1.00:1	23,775.00	4,755.00	9,510.00	9,510.00	9,510.00
	POLLUTION REDUCTION		The Respondent shall contribute to the Third-Party Recipient pursuant to the agreement between the Third-Party Recipient and the TCEQ. Specifically, the contribution will be used to aid local school districts, area transit agencies, and local governments in need of funding assistance to pay for the cost of the following activities to reduce emissions: 1) replacing older diesel buses with alternative fuelled or clean diesel buses; or 2) retrofitting older diesel buses with new, cleaner technology. The funds will be disbursed on a needs-rated basis, using non-attainment area status, condition of buses, and economic status of the recipient as possible rating factors if competition for the funds exists. To maximize funds, retrofitting will take priority over replacement of buses. Older buses deemed not suitable for retrofitting will be permanently retired and sold only for scrap. Acceptable retrofit technologies include particulate matter traps, diesel particulate matter filters, nitrogen oxides (NOx) reduction catalyst technology in combination with diesel particulate filters, and other emission control technologies that are developed and approved by the United States Environmental Protection Agency ("EPA") or the California Air Resources Board. The Respondent certifies that there is no prior commitment to do this project and that it is being performed solely in an effort to settle this enforcement action.				9,510.00	9,510.00	
AQ	27321	ExxonMobil Oil Corporation	11/19/2007	1.00:1	10,000.00	0.00	5,000.00	5,000.00	5,000.00
	POLLUTION REDUCTION		The County will purchase alternative fueled equipment such as propane electric powered lawn mowers, propane powered light duty and heavy equipment, and alternative fueled vehicles and retire diesel and gasoline powered equipment and vehicles. The retired vehicles and equipment will not be resold as working vehicles, but will only be sold for scrap. The County will also use SEP monies to convert current equipment and vehicles to alternative fueled equipment and vehicles and to retrofit current gasoline and diesel powered equipment in order to lower emissions. All retrofits will meet EPA standards. None of the vehicles or equipment purchased by the County will be used to comply with the Texas Clean Fleet Program. Benefit: Reduce air emissions generated by gasoline and diesel powered lawnmowers, heavy equipment, and vehicles in the Beaumont/Port Arthur ozone non-attainment area. Such emissions contribute to ozone pollution in this state.				5,000.00	5,000.00	
AQ	34337	Formosa Plastics Corporation, Texas	03/08/2008	1.00:1	12,350.00	2,470.00	4,940.00	4,940.00	4,940.00

* There are Multiple Respondent Names associated to this Case No.

Appendix 12: List of SEP's & SEP Projects - FY 2008

Single Program

	POLLUTION PREVENTION	The Respondent shall contribute the SEP Amount to the Third-Party Recipient pursuant to the agreement between the Third-Party Recipient and the TCEQ. Specifically, the contribution will be to the City of Point Comfort, Texas for its Wastewater Treatment Plant Repair Assistance project. The Third Party Recipient shall use SEP funds to assist in rehabilitation of its wastewater treatment system as described below: " Rehabilitation of the main sanitary sewer lift station (excluding the cost of installation of new high level alarms) to prevent sewage overflows or backups of sewage into residences; " Replacement of the final effluent outfall line at the wastewater treatment facility site; " Simultaneous deconstruction of portions of the former site, which will alleviate storm water inflow into the chlorine contact chamber at the treatment facility.					4,940.00	4,940.00	
AQ	27076	ConocoPhillips Company	11/19/2007	1.00:1	143,062.00	28,612.00	57,225.00	57,225.00	57,225.00
	POLLUTION REDUCTION	The Respondent shall contribute the SEP Amount to the Third-Party Recipient pursuant to the agreement between the Third-Party Recipient and the TCEQ. Specifically, the contribution will be to the Borger ISD ("Performing Party") for the Asbestos Abatement program, to be conducted within Hutchinson County. Through a certified asbestos contractor, the performing party shall remove asbestos from the following schools in the Borger Independent School District: " 3,126 square feet (sf) of floor tile from the Paul Belton Early Childhood campus; " 6,771 sf of floor tile from the South Campus; " 550 linear feet (lf) of insulation from the South Campus; and " 3,843 sf of floor tile from Crockett Elementary. The performing party is removing the asbestos due to the age of the asbestos and the likelihood of increased traffic in the affected areas in the future. The performing party will test the materials to verify the presence of asbestos and will use proper procedures for handling and disposal of any asbestos-containing materials. Specifically, SEP monies will pay for the labor and disposal costs associated with properly removing and disposing of asbestos-containing materials to which children may be exposed.					57,225.00	57,225.00	
AQ	33875	Kinder Morgan Production Company LP	04/03/2008	1.00:1	6,200.00	1,240.00	2,480.00	2,480.00	2,480.00
	ENVIRONMENTAL ENHANCEMENT	The Respondent shall contribute the SEP Amount to the Third-Party Recipient pursuant to the agreement between the Third-Party Recipient and the TCEQ. Specifically, the contribution will be used to place a natural plant barrier near the lake to reduce erosion and noise from four wheeled vehicles along the lake.					2,480.00	2,480.00	
AQ	34788	ExxonMobil Oil Corporation	05/22/2008	1.00:1	40,950.00	8,190.00	16,380.00	16,380.00	16,380.00
	POLLUTION REDUCTION	The Respondent shall contribute to the Third-Party Recipient pursuant to the agreement between the Third-Party Recipient and the TCEQ. Specifically, the contribution will be used to provide low income rural homeowners with assistance to enable the repair or replacement of their failing on-site wastewater systems. SEP monies will be used to pay for the labor and materials costs related to repairing or replacing the failing systems. The recipients will not be charged for the cost of replacing or repairing the failing systems.					16,380.00	16,380.00	
AQ	32927	The Premcor Refining Group Inc.	12/20/2007	1.00:1	56,166.00	0.00	28,083.00	28,083.00	28,083.00

* There are Multiple Respondent Names associated to this Case No.

Appendix 12: List of SEP's & SEP Projects - FY 2008

Single Program

	POLLUTION REDUCTION	The Respondent shall contribute to the Third-Party Recipient pursuant to the agreement between the Third-Party Recipient and the TCEQ. Specifically, the contribution will be used to conduct home energy audits and to assist low income residents in the West Port Arthur area by weatherizing their homes which will improve their homes' energy efficiency. SEP monies will be used to pay for the cost of caulking and insulating homes, replacing heating and cooling systems and major appliances with new, energy efficient equipment. The Respondent certifies that there is no prior commitment to do this project and that it is being performed solely in an effort to settle this enforcement action.	28,083.00	28,083.00					
AQ	30908	Delek Refining, Ltd.	10/25/2007	1.00:1	288,395.00	57,679.00	115,358.00	115,358.00	115,358.00
	CLEAN UP	The Respondent shall contribute the SEP Amount to the Third-Party Recipient pursuant to the agreement between the Third-Party Recipient and the TCEQ. Specifically, the contribution will be used to provide local residents with a means of properly disposing household hazardous wastes such as paint, thinners, pesticides, oil and gas, corrosive cleaners, and fertilizers in one day collection events. SEP monies will be used to pay for the associated labor, materials, and disposal costs. Citizens will not be charged disposal fees. The project is administered in accordance with TCEQ guidance on household hazardous waste and in compliance with federal, state, and local environmental laws and regulations. All dollars contributed will be used solely for the direct cost of the project and no portion will be spent on administrative costs. The Respondent certifies that there is no prior commitment to do this project and that it is being performed solely in an effort to settle this enforcement action.	92,358.00	92,358.00					
	POLLUTION PREVENTION	The Respondent shall contribute to the Third-Party Recipient pursuant to the agreement between the Third-Party Recipient and the TCEQ. Specifically, the contribution will be used to provide low income rural homeowners with assistance to enable the repair or replacement of their failing on-site wastewater systems. SEP monies will be used to pay for the labor and materials costs related to repairing or replacing the failing systems. The recipients will not be charged for the cost of replacing or repairing the failing systems The Respondent certifies that there is no prior commitment to do this project and that it is being performed solely in an effort to settle this enforcement action.	23,000.00	23,000.00					
AQ	35056	Valero Refining-Texas, L.P.	07/03/2008	1.00:1	41,500.00	8,300.00	16,600.00	16,600.00	16,600.00
	POLLUTION REDUCTION	The Respondent will contribute to Houston-Galveston AERCO's Clean Cities/Clean Vehicles Program in Harris County. The contribution will be used in accordance with the Supplemental Environmental Project Agreement between the Houston-Galveston AERCO and the Texas Commission on Environmental Quality. SEP monies will be used to aid local school districts and area transit agencies in reaching local match requirements mandated by the Federal Highway Administration's ("FHWA") Congestion Mitigation/Air Quality funding program. SEP monies will be disbursed to school districts and transit agencies in need of funding assistance in the Houston-Galveston non-attainment area. Those SEP monies will be used exclusively by the school districts and transit agencies as supplements to meet the local match requirements of the EPA. SEP monies will be used to pay for the cost of replacing older diesel buses with alternative fueled or clean diesel buses. The old buses will be permanently retired and only sold for scrap. The schools and transit agencies will also use the SEP monies to retrofit more buses to reduce emissions. Houston-Galveston AERCO will send the TCEQ verification in the form of paid invoices and other documentation to show that the retrofits were completed. Retrofit technologies include particulate matter traps, diesel particulate matter filters, NOx reduction catalyst technology in combination with diesel particulate filters, and other emission control technologies that are developed and approved by EPA or the California Air Resources Board.	16,600.00	16,600.00					
AQ	27800	Lonestar Prestress Mfg., Inc.	11/09/2007	1.00:1	10,000.00	0.00	5,000.00	5,000.00	5,000.00

* There are Multiple Respondent Names associated to this Case No.

Appendix 12: List of SEP's & SEP Projects - FY 2008

Single Program

	POLLUTION PREVENTION	Respondent shall contribute the SEP Amount to the Third-Party Recipient pursuant to the agreement between the Third-Party Recipient and the TCEQ. Specifically, the Houston-Galveston Area Emission Reduction Credit Organization (AERCO) Clean Cities/Clean Vehicles Program will perform a SEP within the airshed of Harris County pursuant to the agreement between AERCO and the TCEQ. SEP monies will be used to aid local school districts and area transit agencies for the costs of replacing older diesel buses with alternative fueled or clean fuel diesel buses or retrofitting older buses with clean fuel technology. The older "high emission" buses being retired will be sold only for scrap. AERCO will send a verification form to TCEQ in the form of paid invoices and other documentation to show that the retrofits or replacements were completed. Retrofit technologies include particulate matter traps, diesel particulate matter filters, nitrous oxide (NOx) reduction catalyst technology in combination with diesel particulate filters, and other emissions control technologies that are developed and approved by EPA or the California Air Resources Board.	5,000.00	5,000.00					
AQ	34197	Texas Petrochemicals LP	04/28/2008	1.00:1	33,250.00	6,650.00	13,300.00	13,300.00	13,300.00
	POLLUTION REDUCTION	The Respondent will contribute to Houston-Galveston AERCO's Clean Cities/Clean Vehicles Program in Harris County. The contribution will be used in accordance with the Supplemental Environmental Project Agreement between the Houston-Galveston AERCO and the Texas Commission on Environmental Quality. SEP monies will be used to aid local school districts and area transit agencies in reaching local match requirements mandated by the Federal Highway Administration's ("FHWA") Congestion Mitigation/Air Quality funding program. SEP monies will be disbursed to school districts and transit agencies in need of funding assistance in the Houston-Galveston non-attainment area. Those SEP monies will be used exclusively by the school districts and transit agencies as supplements to meet the local match requirements of the EPA. SEP monies will be used to pay for the cost of replacing older diesel buses with alternative fueled or clean diesel buses. The old buses will be permanently retired and only sold for scrap. The schools and transit agencies will also use the SEP monies to retrofit more buses to reduce emissions. Houston-Galveston AERCO will send the TCEQ verification in the form of paid invoices and other documentation to show that the retrofits were completed. Retrofit technologies include particulate matter traps, diesel particulate matter filters, NOx reduction catalyst technology in combination with diesel particulate filters, and other emission control technologies that are developed and approved by EPA or the California Air Resources Board.	13,300.00	13,300.00					
AQ	32600	PD Glycol LP	11/19/2007	1.00:1	30,412.00	0.00	15,206.00	15,206.00	15,206.00
	POLLUTION REDUCTION	The Respondent shall contribute to the Third-Party Recipient pursuant to the agreement between the Third-Party Recipient and the TCEQ. Specifically, the contribution will be used to conduct home energy audits and to assist low income residents in the West Port Arthur area by weatherizing their homes which will improve their homes' energy efficiency. SEP monies will be used to pay for the cost of caulking and insulating homes, replacing heating and cooling systems and major appliances with new, energy efficient equipment	15,206.00	15,206.00					
AQ	24286	Solutia Inc.	11/19/2007	1.00:1	95,490.00	0.00	47,745.00	47,745.00	47,745.00
	POLLUTION REDUCTION	The contribution will be used in accordance with the Supplemental Environmental Project Agreement between the Houston-Galveston AERCO and the Texas Commission on Environmental Quality. SEP monies will be used to aid local school districts and area transit agencies in reaching local match requirements mandated by the Federal Highway Administration's ("FHWA") Congestion Mitigation/Air Quality funding program. SEP monies will be disbursed to school districts and transit agencies in need of funding assistance in the Houston-Galveston non-attainment area. Those SEP monies will be used by the school districts and transit agencies as supplements to meet the local match requirements of the EPA. SEP monies will be used to pay for the cost of replacing older diesel buses with alternative fueled or clean diesel buses. The old buses will be permanently retired and only sold for scrap.	47,745.00	47,745.00					
AQ	34827	Equistar Chemicals, LP	07/03/2008	1.00:1	20,431.00	4,086.00	8,173.00	8,172.00	8,172.00

* There are Multiple Respondent Names associated to this Case No.

Appendix 12: List of SEP's & SEP Projects - FY 2008

Single Program

POLLUTION PREVENTION			The Respondent will contribute to Harris County Public Health and Environmental Services-Pollution Control Division's FTIR Project. This project includes the lease/contracting for services of air monitoring equipment, FTIR and other associated monitoring equipment, site preparation (including power and a shelter for the monitoring equipment), installation, operation and maintenance for a minimum of a two year period. Data validation management and reporting, and site closure and restoration will also be performed as a part of this project using methods approved by the TCEQ. The FTIR will analyze volatile organic compounds in ambient air. Harris County, in cooperation with the TCEQ, will establish Internet connectivity and automated data ingestion into the TCEQ LEADS system. SEP monies will fund the lease/contract for services of the FTIR and related equipment, site creation, preparation and installation of the FTIR, and the operation and maintenance of the FTIR site for a minimum of two years. SEP monies will also be used to pay for any equipment, software, and programming associated with establishing Internet connectivity and automated data ingestion.					8,172.00	8,172.00
AQ	31639	HOUSTON REFINING, L.P.	12/20/2007	1.00:1	49,800.00	0.00	24,900.00	24,900.00	24,900.00
POLLUTION PREVENTION			Respondent shall contribute the SEP Amount to the Third-Party Recipient pursuant to the agreement between the Third-Party Recipient and the TCEQ. Specifically, the Houston-Galveston Area Emission Reduction Credit Organization (AERCO) Clean Cities/Clean Vehicles Program will perform a SEP in Harris County pursuant to the agreement between AERCO and the TCEQ. SEP monies will be used to aid local school districts and area transit agencies in reaching local match requirements mandated by the Federal Highway Administration's ("FHWA") Congestion Mitigation/Air Quality funding program. SEP funds will be disbursed to school districts and transit agencies in need of funding assistance in the Houston-Galveston non-attainment area. SEP funds will be used for the costs of replacing older diesel buses with alternative fueled or clean fuel diesel buses. The older "high emission" buses will be permanently retired and sold only for scrap. AERCO will send a verification form to TCEQ in the form of paid invoices and other documentation to show that the retrofits were completed. Retrofit technologies include particulate matter traps, diesel particulate matter filters, NOx reduction catalyst technology in combination with diesel particulate filters, and other emissions control technologies that are developed and approved by EPA or the California Air Resources Board.					24,900.00	24,900.00
AQ	34677	ExxonMobil Oil Corporation	06/05/2008	1.00:1	31,375.00	6,275.00	12,550.00	12,550.00	12,550.00
POLLUTION REDUCTION			The Respondent shall contribute to the Third-Party Recipient pursuant to the agreement between the Third-Party Recipient and the TCEQ. Specifically, the contribution will be used to provide low income rural homeowners with assistance to enable the repair or replacement of their failing on-site wastewater systems. SEP monies will be used to pay for the labor and materials costs related to repairing or replacing the failing systems. The recipients will not be charged for the cost of replacing or repairing the failing systems.					12,550.00	12,550.00
AQ	34527	CHEVRON PHILLIPS CHEMICAL COMPANY LP	02/25/2008	1.00:1	10,229.00	2,045.00	4,092.00	4,092.00	4,092.00

* There are Multiple Respondent Names associated to this Case No.

Appendix 12: List of SEP's & SEP Projects - FY 2008

Single Program

	POLLUTION REDUCTION	The Respondent will contribute to Houston-Galveston AERCO's Clean Cities/Clean Vehicles Program in Brazoria County. The contribution will be used in accordance with the Supplemental Environmental Project Agreement between the Houston-Galveston AERCO and the Texas Commission on Environmental Quality. SEP monies will be used to aid local school districts and area transit agencies in reaching local match requirements mandated by the Federal Highway Administration's ("FHWA") Congestion Mitigation/Air Quality funding program. SEP monies will be disbursed to school districts and transit agencies in need of funding assistance in the Houston-Galveston non-attainment area. Those SEP monies will be used exclusively by the school districts and transit agencies as supplements to meet the local match requirements of the EPA. SEP monies will be used to pay for the cost of replacing older diesel buses with alternative fueled or clean diesel buses. The old buses will be permanently retired and only sold for scrap. The schools and transit agencies will also use the SEP monies to retrofit more buses to reduce emissions. Houston-Galveston AERCO will send the TCEQ verification in the form of paid invoices and other documentation to show that the retrofits were completed. Retrofit technologies include particulate matter traps, diesel particulate matter filters, NOx reduction catalyst technology in combination with diesel particulate filters, and other emission control technologies that are developed and approved by EPA or the California Air Resources Board.					4,092.00	4,092.00	
AQ	35129	Eastman Chemical Company	07/21/2008	1.00:1	13,050.00	2,610.00	5,220.00	5,220.00	5,220.00
	POLLUTION PREVENTION	The Respondent shall contribute to the Third-Party Recipient pursuant to the agreement between the Third-Party Recipient and the TCEQ. Specifically, the contribution will be used to provide low income rural homeowners with assistance to enable the repair or replacement of their failing on-site wastewater systems. SEP monies will be used to pay for the labor and materials costs related to repairing or replacing the failing systems. The recipients will not be charged for the cost of replacing or repairing the failing systems.					5,220.00	5,220.00	
AQ	33495	Formosa Plastics Corporation, Texas	02/08/2008	1.00:1	20,000.00	0.00	10,000.00	10,000.00	10,000.00
	POLLUTION PREVENTION	The City of Point Comfort will use SEP funds to assist in rehabilitation of the wastewater treatment system as follows: " Replacement of the main sanitary sewer lift station (excluding the cost of installation of new high level alarms) to prevent sewage overflows or backups of sewage into residences; " Replacement of the final effluent outfall line at the wastewater treatment facility site; " Simultaneous deconstruction of portions of the former site to alleviate stormwater inflow into the chlorine contact chamber at the treatment facility; and " Engineering design and oversight. SEP funds will be used to pay contractors for direct costs associated with performance of the project and no portion will be spent on administrative costs.					10,000.00	10,000.00	
AQ	34610	Valero Refining-Texas, L.P.	04/03/2008	1.00:1	34,125.00	0.00	17,063.00	17,062.00	17,062.00
	ENVIRONMENTAL ENHANCEMENT	The Respondent shall contribute to the Third-Party Recipient pursuant to the agreement between the Third-Party Recipient and the TCEQ. Specifically, the contribution will be used to develop adapted native seed sources and techniques for the establishment of native plant species. SEP monies will be used for evaluating selected native grass and forb species, increasing seed production, maintaining fields and harvesting and testing seed from multiple locations.					8,531.00	8,531.00	

* There are Multiple Respondent Names associated to this Case No.

Appendix 12: List of SEP's & SEP Projects - FY 2008

Single Program

	POLLUTION REDUCTION	The Respondent shall contribute to the Third-Party Recipient pursuant to the agreement between the Third-Party Recipient and the TCEQ. Specifically, the contribution will be used to implement the AutoCheck program. AutoCheck is a remote sensing system that detects polluting vehicles as they drive past the system. Motorists are informed if their vehicles are polluting via a large electronic sign. Once a vehicle is identified, qualified service stations perform repairs on these vehicles. Pre and post emissions tests are performed and tracked, and the service stations are reimbursed for their expenses. The monies shall be used to only pay for the repair vouchers, equipment maintenance, and a program operator. The operator shall only work on the AutoCheck program.	8,531.00	8,531.00					
AQ	33470	KM Liquids Terminals, L. P.	01/12/2008	1.00:1	10,000.00	0.00	5,000.00	5,000.00	5,000.00
	POLLUTION REDUCTION	The Respondent will contribute to Houston-Galveston AERCO's Clean Cities/Clean Vehicles Program in Harris County. The contribution will be used in accordance with the Supplemental Environmental Project Agreement between the Houston-Galveston AERCO and the Texas Commission on Environmental Quality. SEP monies will be used to aid local school districts and area transit agencies in reaching local match requirements mandated by the Federal Highway Administration's ("FHWA") Congestion Mitigation/Air Quality funding program. SEP monies will be disbursed to school districts and transit agencies in need of funding assistance in the Houston-Galveston non-attainment area. Those SEP monies will be used exclusively by the school districts and transit agencies as supplements to meet the local match requirements of the EPA. SEP monies will be used to pay for the cost of replacing older diesel buses with alternative fueled or clean diesel buses. The old buses will be permanently retired and only sold for scrap. The schools and transit agencies will also use the SEP monies to retrofit more buses to reduce emissions. Houston-Galveston AERCO will send the TCEQ verification in the form of paid invoices and other documentation to show that the retrofits were completed. Retrofit technologies include particulate matter traps, diesel particulate matter filters, NOx reduction catalyst technology in combination with diesel particulate filters, and other emission control technologies that are developed and approved by EPA or the California Air Resources Board.	5,000.00	5,000.00					
AQ	32871	Huntsman Petrochemical Corporation	11/09/2007	1.00:1	36,300.00	0.00	18,150.00	18,150.00	18,150.00
	POLLUTION REDUCTION	The Respondent will contribute to Houston-Galveston AERCO's Clean Cities/Clean Vehicles Program in Harris County. The contribution will be used in accordance with the Supplemental Environmental Project Agreement between the Houston-Galveston AERCO and the Texas Commission on Environmental Quality. SEP monies will be used to aid local school districts and area transit agencies in reaching local match requirements mandated by the Federal Highway Administration's ("FHWA") Congestion Mitigation/Air Quality funding program. SEP monies will be disbursed to school districts and transit agencies in need of funding assistance in the Houston-Galveston non-attainment area. Those SEP monies will be used exclusively by the school districts and transit agencies as supplements to meet the local match requirements of the EPA. SEP monies will be used to pay for the cost of replacing older diesel buses with alternative fueled or clean diesel buses. The old buses will be permanently retired and only sold for scrap. The schools and transit agencies will also use the SEP monies to retrofit more buses to reduce emissions. Houston-Galveston AERCO will send the TCEQ verification in the form of paid invoices and other documentation to show that the retrofits were completed. Retrofit technologies include particulate matter traps, diesel particulate matter filters, NOx reduction catalyst technology in combination with diesel particulate filters, and other emission control technologies that are developed and approved by EPA or the California Air Resources Board.	18,150.00	18,150.00					
AQ	35333	ISP Technologies Inc.	08/29/2008	1.00:1	3,562.00	712.00	1,425.00	1,425.00	1,425.00

* There are Multiple Respondent Names associated to this Case No.

Appendix 12: List of SEP's & SEP Projects - FY 2008

Single Program

	POLLUTION REDUCTION	The Respondent will contribute to Houston-Galveston AERCO's Clean Cities/Clean Vehicles Program in Galveston County. The contribution will be used in accordance with the Supplemental Environmental Project Agreement between the Houston-Galveston AERCO and the Texas Commission on Environmental Quality. SEP monies will be used to aid local school districts and area transit agencies in reaching local match requirements mandated by the Federal Highway Administration's ("FHWA") Congestion Mitigation/Air Quality funding program. SEP monies will be disbursed to school districts and transit agencies in need of funding assistance in the Houston-Galveston non-attainment area. Those SEP monies will be used exclusively by the school districts and transit agencies as supplements to meet the local match requirements of the EPA. SEP monies will be used to pay for the cost of replacing older diesel buses with alternative fueled or clean diesel buses. The old buses will be permanently retired and only sold for scrap. The schools and transit agencies will also use the SEP monies to retrofit more buses to reduce emissions. Houston-Galveston AERCO will send the TCEQ verification in the form of paid invoices and other documentation to show that the retrofits were completed. Retrofit technologies include particulate matter traps, diesel particulate matter filters, NOx reduction catalyst technology in combination with diesel particulate filters, and other emission control technologies that are developed and approved by EPA or the California Air Resources Board.					1,425.00	1,425.00	
AQ	34529	Exxon Mobil Corporation	02/25/2008	1.00:1	10,000.00	0.00	5,000.00	5,000.00	5,000.00
	POLLUTION REDUCTION	The Respondent will contribute to Houston-Galveston AERCO's Clean Cities/Clean Vehicles Program in Harris County. The contribution will be used in accordance with the Supplemental Environmental Project Agreement between the Houston-Galveston AERCO and the Texas Commission on Environmental Quality. SEP monies will be used to aid local school districts and area transit agencies in reaching local match requirements mandated by the Federal Highway Administration's ("FHWA") Congestion Mitigation/Air Quality funding program. SEP monies will be disbursed to school districts and transit agencies in need of funding assistance in the Houston-Galveston non-attainment area. Those SEP monies will be used exclusively by the school districts and transit agencies as supplements to meet the local match requirements of the EPA. SEP monies will be used to pay for the cost of replacing older diesel buses with alternative fueled or clean diesel buses. The old buses will be permanently retired and only sold for scrap. The schools and transit agencies will also use the SEP monies to retrofit more buses to reduce emissions. Houston-Galveston AERCO will send the TCEQ verification in the form of paid invoices and other documentation to show that the retrofits were completed. Retrofit technologies include particulate matter traps, diesel particulate matter filters, NOx reduction catalyst technology in combination with diesel particulate filters, and other emission control technologies that are developed and approved by EPA or the California Air Resources Board.					5,000.00	5,000.00	
AQ	31785	Lide Industries, Inc.	05/22/2008	1.00:1	306,570.00	0.00	153,285.00	153,285.00	153,285.00
	POLLUTION REDUCTION	Project will use funds to aid local school districts, area transit agencies, and local governments in need of funding assistance to pay for the cost of the following activities to reduce emissions: 1) replacing older diesel buses with alternative fueled or clean diesel buses; or 2) retrofitting older diesel buses with new cleaner technology. RC&D shall disburse funds to school districts, area transit agencies, or local governments on a needs-rated basis, using non-attainment area status, condition of buses, or economic status of recipient as possible rating factors if competition for funds exists.					153,285.00	153,285.00	
AQ	35167	Trunkline Gas Company, LLC	07/21/2008	1.00:1	13,800.00	2,760.00	5,520.00	5,520.00	5,520.00

* There are Multiple Respondent Names associated to this Case No.

Appendix 12: List of SEP's & SEP Projects - FY 2008

Single Program

POLLUTION PREVENTION		The Respondent will contribute to Houston-Galveston AERCO's Clean Cities/Clean Vehicles Program in Harris County. The contribution will be used in accordance with the Supplemental Environmental Project Agreement between the Houston-Galveston AERCO and the Texas Commission on Environmental Quality. SEP monies will be used to aid local school districts and area transit agencies in reaching local match requirements mandated by the Federal Highway Administration's ("FHWA") Congestion Mitigation/Air Quality funding program. SEP monies will be disbursed to school districts and transit agencies in need of funding assistance in the Houston-Galveston non-attainment area. Those SEP monies will be used exclusively by the school districts and transit agencies as supplements to meet the local match requirements of the EPA. SEP monies will be used to pay for the cost of replacing older diesel buses with alternative fueled or clean diesel buses. The old buses will be permanently retired and only sold for scrap. The schools and transit agencies will also use the SEP monies to retrofit more buses to reduce emissions. Houston-Galveston AERCO will send the TCEQ verification in the form of paid invoices and other documentation to show that the retrofits were completed. Retrofit technologies include particulate matter traps, diesel particulate matter filters, NOx reduction catalyst technology in combination with diesel particulate filters, and other emission control technologies that are developed and approved by EPA or the California Air Resources Board.					5,520.00	5,520.00	
AQ	33533	Texmark Chemicals, Inc.	02/18/2008	1.00:1	75,692.00	15,138.00	30,277.00	30,277.00	30,277.00
POLLUTION REDUCTION		The Respondent will contribute to Houston-Galveston AERCO's Clean Cities/Clean Vehicles Program in Harris County. The contribution will be used in accordance with the Supplemental Environmental Project Agreement between the Houston-Galveston AERCO and the Texas Commission on Environmental Quality. SEP monies will be used to aid local school districts and area transit agencies in reaching local match requirements mandated by the Federal Highway Administration's ("FHWA") Congestion Mitigation/Air Quality funding program. SEP monies will be disbursed to school districts and transit agencies in need of funding assistance in the Houston-Galveston non-attainment area. Those SEP monies will be used exclusively by the school districts and transit agencies as supplements to meet the local match requirements of the EPA. SEP monies will be used to pay for the cost of replacing older diesel buses with alternative fueled or clean diesel buses. The old buses will be permanently retired and only sold for scrap. The schools and transit agencies will also use the SEP monies to retrofit more buses to reduce emissions. Houston-Galveston AERCO will send the TCEQ verification in the form of paid invoices and other documentation to show that the retrofits were completed. Retrofit technologies include particulate matter traps, diesel particulate matter filters, NOx reduction catalyst technology in combination with diesel particulate filters, and other emission control technologies that are developed and approved by EPA or the California Air Resources Board.					30,277.00	30,277.00	
AQ	33225	Valero Refining-Texas, L.P.	11/09/2007	1.00:1	46,150.00	0.00	23,075.00	23,075.00	23,075.00

* There are Multiple Respondent Names associated to this Case No.

Appendix 12: List of SEP's & SEP Projects - FY 2008

Single Program

	POLLUTION REDUCTION	The Respondent will contribute to Houston-Galveston AERCO's Clean Cities/Clean Vehicles Program in Harris County. The contribution will be used in accordance with the Supplemental Environmental Project Agreement between the Houston-Galveston AERCO and the Texas Commission on Environmental Quality. SEP monies will be used to aid local school districts and area transit agencies in reaching local match requirements mandated by the Federal Highway Administration's ("FHWA") Congestion Mitigation/Air Quality funding program. SEP monies will be disbursed to school districts and transit agencies in need of funding assistance in the Houston-Galveston non-attainment area. Those SEP monies will be used exclusively by the school districts and transit agencies as supplements to meet the local match requirements of the EPA. SEP monies will be used to pay for the cost of replacing older diesel buses with alternative fueled or clean diesel buses. The old buses will be permanently retired and only sold for scrap. The schools and transit agencies will also use the SEP monies to retrofit more buses to reduce emissions. Houston-Galveston AERCO will send the TCEQ verification in the form of paid invoices and other documentation to show that the retrofits were completed. Retrofit technologies include particulate matter traps, diesel particulate matter filters, NOx reduction catalyst technology in combination with diesel particulate filters, and other emission control technologies that are developed and approved by EPA or the California Air Resources Board.	23,075.00	23,075.00					
AQ	35207	DCP Midstream, LP	07/21/2008	1.00:1	120,400.00	24,080.00	48,160.00	48,160.00	48,160.00
	CLEAN UP	The Respondent shall contribute the SEP Amount to the Third-Party Recipient pursuant to the agreement between the Third-Party Recipient and the TCEQ. Specifically, the contribution will be used to provide local residents with a means of properly disposing household hazardous wastes such as paint, thinners, pesticides, oil and gas, corrosive cleaners, and fertilizers in one day collection events. SEP monies will be used to pay for the associated labor, materials, and disposal costs. Citizens will not be charged disposal fees. The project is administered in accordance with TCEQ guidance on household hazardous waste and in compliance with federal, state, and local environmental laws and regulations. All dollars contributed will be used solely for the direct cost of the project and no portion will be spent on administrative costs.	48,160.00	48,160.00					
AQ	33507	ExxonMobil Oil Corporation	01/28/2008	1.00:1	5,375.00	1,075.00	2,150.00	2,150.00	2,150.00
	POLLUTION REDUCTION	The Respondent shall contribute to the Third-Party Recipient pursuant to the agreement between the Third-Party Recipient and the TCEQ. Specifically, the contribution will be used to aid local school districts, area transit agencies, and local governments in need of funding assistance to pay for the cost of the following activities to reduce emissions: 1) replacing older diesel buses with alternative fuelled or clean diesel buses; or 2) retrofitting older diesel buses with new, cleaner technology. The funds will be disbursed on a needs-rated basis, using non-attainment area status, condition of buses, and economic status of the recipient as possible rating factors if competition for the funds exists. To maximize funds, retrofitting will take priority over replacement of buses. Older buses deemed not suitable for retrofitting will be permanently retired and sold only for scrap. Acceptable retrofit technologies include particulate matter traps, diesel particulate matter filters, nitrogen oxides (NOx) reduction catalyst technology in combination with diesel particulate filters, and other emission control technologies that are developed and approved by the United States Environmental Protection Agency ("EPA") or the California Air Resources Board. The Respondent certifies that there is no prior commitment to do this project and that it is being performed solely in an effort to settle this enforcement action.	2,150.00	2,150.00					
AQ	33152	The Dow Chemical Company	04/03/2008	1.00:1	34,670.00	6,934.00	13,868.00	13,868.00	13,868.00

* There are Multiple Respondent Names associated to this Case No.

Appendix 12: List of SEP's & SEP Projects - FY 2008

Single Program

	POLLUTION REDUCTION	The Respondent will contribute to Houston-Galveston AERCO's Clean Cities/Clean Vehicles Program in Brazoria County. The contribution will be used in accordance with the Supplemental Environmental Project Agreement between the Houston-Galveston AERCO and the Texas Commission on Environmental Quality. SEP monies will be used to aid local school districts and area transit agencies in reaching local match requirements mandated by the Federal Highway Administration's ("FHWA") Congestion Mitigation/Air Quality funding program. SEP monies will be disbursed to school districts and transit agencies in need of funding assistance in the Houston-Galveston non-attainment area. Those SEP monies will be used exclusively by the school districts and transit agencies as supplements to meet the local match requirements of the EPA. SEP monies will be used to pay for the cost of replacing older diesel buses with alternative fueled or clean diesel buses. The old buses will be permanently retired and only sold for scrap. The schools and transit agencies will also use the SEP monies to retrofit more buses to reduce emissions. Houston-Galveston AERCO will send the TCEQ verification in the form of paid invoices and other documentation to show that the retrofits were completed. Retrofit technologies include particulate matter traps, diesel particulate matter filters, NOx reduction catalyst technology in combination with diesel particulate filters, and other emission control technologies that are developed and approved by EPA or the California Air Resources Board.	13,868.00	13,868.00					
AQ	32648	Formosa Plastics Corporation, Texas	02/25/2008	1.00:1	6,422.00	0.00	3,211.00	3,211.00	3,211.00
	POLLUTION PREVENTION	The City of Point Comfort will use SEP funds to assist in rehabilitation of the wastewater treatment system as follows: " Replacement of the main sanitary sewer lift station (excluding the cost of installation of new high level alarms) to prevent sewage overflows or backups of sewage into residences; " Replacement of the final effluent outfall line at the wastewater treatment facility site; " Simultaneous deconstruction of portions of the former site to alleviate stormwater inflow into the chlorine contact chamber at the treatment facility; and " Engineering design and oversight. SEP funds will be used to pay contractors for direct costs associated with performance of the project and no portion will be spent on administrative costs.	3,211.00	3,211.00					
AQ	34577	Rohm and Haas Texas Incorporated	05/22/2008	1.00:1	85,500.00	17,100.00	34,200.00	34,200.00	34,200.00
	POLLUTION REDUCTION	The Respondent will contribute to Houston-Galveston AERCO's Clean Cities/Clean Vehicles Program in Harris County. The contribution will be used in accordance with the Supplemental Environmental Project Agreement between the Houston-Galveston AERCO and the Texas Commission on Environmental Quality. SEP monies will be used to aid local school districts and area transit agencies in reaching local match requirements mandated by the Federal Highway Administration's ("FHWA") Congestion Mitigation/Air Quality funding program. SEP monies will be disbursed to school districts and transit agencies in need of funding assistance in the Houston-Galveston non-attainment area. Those SEP monies will be used exclusively by the school districts and transit agencies as supplements to meet the local match requirements of the EPA. SEP monies will be used to pay for the cost of replacing older diesel buses with alternative fueled or clean diesel buses. The old buses will be permanently retired and only sold for scrap. The schools and transit agencies will also use the SEP monies to retrofit more buses to reduce emissions. Houston-Galveston AERCO will send the TCEQ verification in the form of paid invoices and other documentation to show that the retrofits were completed. Retrofit technologies include particulate matter traps, diesel particulate matter filters, NOx reduction catalyst technology in combination with diesel particulate filters, and other emission control technologies that are developed and approved by EPA or the California Air Resources Board.	34,200.00	34,200.00					
AQ	33902	CHEVRON PHILLIPS CHEMICAL COMPANY LP	03/08/2008	1.00:1	44,361.00	8,872.00	17,745.00	17,744.00	17,744.00

* There are Multiple Respondent Names associated to this Case No.

Appendix 12: List of SEP's & SEP Projects - FY 2008

Single Program

	CLEAN UP	The Respondent shall contribute to the Third-Party Recipient pursuant to the agreement between the Third-Party Recipient and the TCEQ. Specifically, the contribution will be used to coordinate with city and/or county governmental officials regarding the clean up of sites where trash has been disposed of illegally. Eligible sites will be limited to those where a responsible party can not be identified and where there is no pre-existing obligation to clean up the site by the owner or the government. Additionally, reasonable efforts must have already been taken to prevent the dumping. SEP monies will be used to pay for the direct cost of collection and disposal of debris. All dollars contributed will be used solely for the direct cost of the project and no portion will be spent on administrative costs. The SEP will be done in accordance with all federal, state and local environmental laws and regulations.	17,744.00	17,744.00					
AQ	33439	HOUSTON REFINING, L.P.	10/04/2007	1.00:1	20,453.00	0.00	10,227.00	10,226.00	10,226.00
	POLLUTION REDUCTION	The Respondent will contribute to Houston-Galveston AERCO's Clean Cities/Clean Vehicles Program in Harris County. The contribution will be used in accordance with the Supplemental Environmental Project Agreement between the Houston-Galveston AERCO and the Texas Commission on Environmental Quality. SEP monies will be used to aid local school districts and area transit agencies in reaching local match requirements mandated by the Federal Highway Administration's ("FHWA") Congestion Mitigation/Air Quality funding program. SEP monies will be disbursed to school districts and transit agencies in need of funding assistance in the Houston-Galveston non-attainment area. Those SEP monies will be used exclusively by the school districts and transit agencies as supplements to meet the local match requirements of the EPA. SEP monies will be used to pay for the cost of replacing older diesel buses with alternative fueled or clean diesel buses. The old buses will be permanently retired and only sold for scrap. The schools and transit agencies will also use the SEP monies to retrofit more buses to reduce emissions. Houston-Galveston AERCO will send the TCEQ verification in the form of paid invoices and other documentation to show that the retrofits were completed. Retrofit technologies include particulate matter traps, diesel particulate matter filters, NOx reduction catalyst technology in combination with diesel particulate filters, and other emission control technologies that are developed and approved by EPA or the California Air Resources Board.	10,226.00	10,226.00					
AQ	34152	Diamond Shamrock Refining Company, L.P.	03/08/2008	1.00:1	13,884.00	2,776.00	5,554.00	5,554.00	5,554.00
	CLEAN UP	Specifically, the contribution will be used to coordinate with city and/or county governmental officials regarding the clean up of sites where trash has been disposed of illegally. Eligible sites will be limited to those where a responsible party can not be identified and where there is no pre-existing obligation to clean up the site by the owner or the government. Additionally, reasonable efforts must have already been taken to prevent the dumping. SEP monies will be used to pay for the direct cost of collection and disposal of debris. All dollars contributed will be used solely for the direct cost of the project and no portion will be spent on administrative costs. The SEP will be done in accordance with all federal, state and local environmental laws and regulations.	5,554.00	5,554.00					
AQ	32850	CHEVRON PHILLIPS CHEMICAL COMPANY LP	01/12/2008	1.00:1	60,283.00	0.00	30,142.00	30,141.00	30,141.00

* There are Multiple Respondent Names associated to this Case No.

Appendix 12: List of SEP's & SEP Projects - FY 2008

Single Program

POLLUTION REDUCTION		The Respondent will contribute to Houston-Galveston AERCO's Clean Cities/Clean Vehicles Program in Harris County. The contribution will be used in accordance with the Supplemental Environmental Project Agreement between the Houston-Galveston AERCO and the Texas Commission on Environmental Quality. SEP monies will be used to aid local school districts and area transit agencies in reaching local match requirements mandated by the Federal Highway Administration's ("FHWA") Congestion Mitigation/Air Quality funding program. SEP monies will be disbursed to school districts and transit agencies in need of funding assistance in the Houston-Galveston non-attainment area. Those SEP monies will be used exclusively by the school districts and transit agencies as supplements to meet the local match requirements of the EPA. SEP monies will be used to pay for the cost of replacing older diesel buses with alternative fueled or clean diesel buses. The old buses will be permanently retired and only sold for scrap. The schools and transit agencies will also use the SEP monies to retrofit more buses to reduce emissions. Houston-Galveston AERCO will send the TCEQ verification in the form of paid invoices and other documentation to show that the retrofits were completed. Retrofit technologies include particulate matter traps, diesel particulate matter filters, NOx reduction catalyst technology in combination with diesel particulate filters, and other emission control technologies that are developed and approved by EPA or the California Air Resources Board.	30,141.00	30,141.00					
AQ	16524	BP Amoco Chemical Company	11/19/2007	1.00:1	57,200.00	0.00	28,600.00	28,600.00	28,600.00
POLLUTION PREVENTION		Respondent shall contribute the SEP Amount to the Third-Party Recipient pursuant to the agreement between the Third-Party Recipient and the TCEQ. Specifically, the Houston-Galveston Area Emission Reduction Credit Organization (AERCO) Clean Cities/Clean Vehicles Program will perform a SEP in Brazoria County pursuant to the agreement between AERCO and the TCEQ. SEP monies will be used to aid local school districts and area transit agencies in reaching local match requirements mandated by the Federal Highway Administration's ("FHWA") Congestion Mitigation/Air Quality funding program. SEP funds will be disbursed to school districts and transit agencies in need of funding assistance in the Houston-Galveston non-attainment area. SEP funds will be used for the costs of replacing older diesel buses with alternative fueled or clean fuel diesel buses. The older "high emission" buses will be permanently retired and sold only for scrap. AERCO will send a verification form to TCEQ in the form of paid invoices and other documentation to show that the retrofits were completed. Retrofit technologies include particulate matter traps, diesel particulate matter filters, NOx reduction catalyst technology in combination with diesel particulate filters, and other emissions control technologies that are developed and approved by EPA or the California Air Resources Board.	28,600.00	28,600.00					
AQ	34650	Double "B" Foods, Inc.	04/14/2008	1.00:1	16,050.00	0.00	8,025.00	8,025.00	8,025.00
CLEAN UP		The Respondent shall contribute to the Third-Party Recipient pursuant to the agreement between the Third-Party Recipient and the TCEQ. Specifically, the contribution will be used to coordinate with city and/or county governmental officials regarding the clean up of sites where trash has been disposed of illegally. Eligible sites will be limited to those where a responsible party can not be identified and where there is no pre-existing obligation to clean up the site by the owner or the government. Additionally, reasonable efforts must have already been taken to prevent the dumping. SEP monies will be used to pay for the direct cost of collection and disposal of debris. All dollars contributed will be used solely for the direct cost of the project and no portion will be spent on administrative costs. The SEP will be done in accordance with all federal, state and local environmental laws and regulations.	8,025.00	8,025.00					
AQ	34761	Texas Petrochemicals LP	04/03/2008	1.00:1	13,566.00	2,713.00	5,427.00	5,426.00	5,426.00

* There are Multiple Respondent Names associated to this Case No.

Appendix 12: List of SEP's & SEP Projects - FY 2008

Single Program

POLLUTION REDUCTION		The Respondent will contribute to Houston-Galveston AERCO's Clean Cities/Clean Vehicles Program in Harris County. The contribution will be used in accordance with the Supplemental Environmental Project Agreement between the Houston-Galveston AERCO and the Texas Commission on Environmental Quality. SEP monies will be used to aid local school districts and area transit agencies in reaching local match requirements mandated by the Federal Highway Administration's ("FHWA") Congestion Mitigation/Air Quality funding program. SEP monies will be disbursed to school districts and transit agencies in need of funding assistance in the Houston-Galveston non-attainment area. Those SEP monies will be used exclusively by the school districts and transit agencies as supplements to meet the local match requirements of the EPA. SEP monies will be used to pay for the cost of replacing older diesel buses with alternative fueled or clean diesel buses. The old buses will be permanently retired and only sold for scrap. The schools and transit agencies will also use the SEP monies to retrofit more buses to reduce emissions. Houston-Galveston AERCO will send the TCEQ verification in the form of paid invoices and other documentation to show that the retrofits were completed. Retrofit technologies include particulate matter traps, diesel particulate matter filters, NOx reduction catalyst technology in combination with diesel particulate filters, and other emission control technologies that are developed and approved by EPA or the California Air Resources Board.					5,426.00	5,426.00	
IHW	31793	Akzo Nobel Polymer Chemicals LLC	10/04/2007	1.00:1	112,770.00	22,554.00	45,108.00	45,108.00	45,108.00
POLLUTION REDUCTION		The Respondent will contribute to Houston-Galveston AERCO's Clean Cities/Clean Vehicles Program in Harris County. The contribution will be used in accordance with the Supplemental Environmental Project Agreement between the Houston-Galveston AERCO and the Texas Commission on Environmental Quality. SEP monies will be used to aid local school districts and area transit agencies in reaching local match requirements mandated by the Federal Highway Administration's ("FHWA") Congestion Mitigation/Air Quality funding program. SEP monies will be disbursed to school districts and transit agencies in need of funding assistance in the Houston-Galveston non-attainment area. Those SEP monies will be used exclusively by the school districts and transit agencies as supplements to meet the local match requirements of the EPA. SEP monies will be used to pay for the cost of replacing older diesel buses with alternative fueled or clean diesel buses. The old buses will be permanently retired and only sold for scrap. The schools and transit agencies will also use the SEP monies to retrofit more buses to reduce emissions. Houston-Galveston AERCO will send the TCEQ verification in the form of paid invoices and other documentation to show that the retrofits were completed. Retrofit technologies include particulate matter traps, diesel particulate matter filters, NOx reduction catalyst technology in combination with diesel particulate filters, and other emission control technologies that are developed and approved by EPA or the California Air Resources Board.					45,108.00	45,108.00	
IHW	27827	CSA Limited, Inc.	04/03/2008	1.00:1	65,392.00	0.00	32,696.00	32,696.00	32,696.00
CLEAN UP		The Respondent shall contribute the SEP Amount to the Third-Party Recipient pursuant to the agreement between the Third-Party Recipient and the TCEQ. Specifically, the Keep Texas Beautiful ("KTB") Stop Trashing Texas Program will perform a SEP in Harris County pursuant to the agreement between KTB and the TCEQ. SEP monies will be used to promote the cleanup statewide of unauthorized trash dumps by supplying project coordination, labor, supplies, and materials for clean up events and by providing assistance with disposal fees for proper disposal of wastes collected at the events. Trash dump cleanups may be coordinated with waste collection facilities and/or local governments to employ heavy machinery for the removal of large waste items. To the maximum extent possible, cleanups shall be accomplished with the use of volunteers from community groups, private companies, schools, and youth organizations.					32,696.00	32,696.00	
IHW	34952	The Dow Chemical Company	08/15/2008	1.00:1	51,600.00	10,320.00	20,640.00	20,640.00	20,640.00

* There are Multiple Respondent Names associated to this Case No.

Appendix 12: List of SEP's & SEP Projects - FY 2008

Single Program

	POLLUTION REDUCTION	The Respondent will contribute to Houston-Galveston AERCO's Clean Cities/Clean Vehicles Program in Brazoria County. The contribution will be used in accordance with the Supplemental Environmental Project Agreement between the Houston-Galveston AERCO and the Texas Commission on Environmental Quality. SEP monies will be used to aid local school districts and area transit agencies in reaching local match requirements mandated by the Federal Highway Administration's ("FHWA") Congestion Mitigation/Air Quality funding program. SEP monies will be disbursed to school districts and transit agencies in need of funding assistance in the Houston-Galveston non-attainment area. Those SEP monies will be used exclusively by the school districts and transit agencies as supplements to meet the local match requirements of the EPA. SEP monies will be used to pay for the cost of replacing older diesel buses with alternative fueled or clean diesel buses. The old buses will be permanently retired and only sold for scrap. The schools and transit agencies will also use the SEP monies to retrofit more buses to reduce emissions. Houston-Galveston AERCO will send the TCEQ verification in the form of paid invoices and other documentation to show that the retrofits were completed. Retrofit technologies include particulate matter traps, diesel particulate matter filters, NOx reduction catalyst technology in combination with diesel particulate filters, and other emission control technologies that are developed and approved by EPA or the California Air Resources Board.	20,640.00	20,640.00					
MSW	33084	Harrison County	04/03/2008	1.00:1	8,800.00	0.00	0.00	8,800.00	8,800.00
	CLEAN UP	The Respondent shall contribute the SEP Amount to the Third-Party Recipient pursuant to the agreement between the Third-Party Recipient and the TCEQ. Specifically, SEP funds will be used by the Texas Association of Resource Conservation and Development Areas, Inc. ("RC&D") for the Unauthorized Trash Dump Clean-Up program in Harrison County. In the alternative, if all SEP funds are not expended on the clean up of illegal trash dumps, the funds will be spent on the Abandoned Tire Site Clean-Up, Wastewater Treatment Assistance, or other pre-approved SEP project in Harrison County. SEP monies will pay for the labor and disposal costs associated with proper clean up and disposal of wastes, debris, or abandoned tires, assistance to low-income residents with failing on site wastewater systems, plugging of abandoned wells, or antifreeze recycling.	8,800.00	8,800.00					
MSW	32825	Polk County	07/03/2008	1.00:1	7,500.00	1,500.00	0.00	6,000.00	6,000.00
	POLLUTION PREVENTION	The Respondent shall contribute to the Third-Party Recipient pursuant to the agreement between the Third-Party Recipient and the TCEQ. Specifically, the contribution will be used to provide low income rural homeowners with assistance to enable the repair or replacement of their failing on-site wastewater systems. SEP monies will be used to pay for the labor and materials costs related to repairing or replacing the failing systems. The recipients will not be charged for the cost of replacing or repairing the failing systems. The Respondent certifies that there is no prior commitment to do this project and that it is being performed solely in an effort to settle this enforcement action.	6,000.00	6,000.00					
MSW	34796	City Of Mason	06/19/2008	1.00:1	11,550.00	2,310.00	0.00	9,240.00	9,240.00
	CLEAN UP	The Respondent shall contribute the SEP Amount to the Third-Party Recipient pursuant to the agreement between the Third-Party Recipient and the TCEQ. Specifically, the contribution will be used to provide local residents with a means of properly disposing household hazardous wastes such as paint, thinners, pesticides, oil and gas, corrosive cleaners, and fertilizers in one day collection events. SEP monies will be used to pay for the associated labor, materials, and disposal costs. Citizens will not be charged disposal fees. The project is administered in accordance with TCEQ guidance on household hazardous waste and in compliance with federal, state, and local environmental laws and regulations. All dollars contributed will be used solely for the direct cost of the project and no portion will be spent on administrative costs.	9,240.00	9,240.00					
MSW	29332	City of Crockett	11/19/2007	1.00:1	3,350.00	670.00	0.00	2,680.00	2,680.00

* There are Multiple Respondent Names associated to this Case No.

Appendix 12: List of SEP's & SEP Projects - FY 2008

Single Program

	POLLUTION REDUCTION	<p>The Respondent shall perform cleanups of at least two unauthorized dumpsites in Houston County. Eligible properties will be limited to those: 1) that are not owned by the Respondent; or 2) where a responsible party cannot be found or is unable to clean up the site; and 3) where reasonable efforts have been made to prevent the dumping.</p> <p>The Respondent shall perform this project in accordance with all federal, state and local environmental laws and regulations. The Respondent shall use the SEP Offset Amount only for the direct cost of implementing the project and no portion shall be spent on administrative costs. The Respondent will only receive credit for employee labor to the extent that it is used on an overtime basis and can be documented. The Respondent will not receive credit for gratuities or inducements for volunteers.</p>	2,680.00	2,680.00					
MSW	31443	Starr County	06/05/2008	1.00:1	22,960.00	0.00	0.00	22,960.00	22,960.00
	CLEAN UP	<p>Respondent shall contribute the SEP Amount to the Third-Party Recipient pursuant to the agreement between the Third-Party Recipient and the TCEQ. Specifically, the contribution will be to the Texas Association of Resource Conservation and Development Areas, Inc. ("RC&D") for the Cleanup of Unauthorized Trash Dumps project. SEP monies will pay for the labor and disposal costs associated with proper clean up and disposal of wastes and debris at unauthorized trash dump sites. Any remaining SEP funds after completion of the cleanup of unauthorized trash dumps may, upon approval of the Executive Director, be spent on cleaning up abandoned tire dump sites, wastewater treatment assistance for low income individuals, or another approved project in a water quality media. The project will be administered in accordance with federal, state, and local environmental laws and regulations.</p>	22,960.00	22,960.00					
MSW	26948	Duval County	10/25/2007	1.00:1	9,095.00	0.00	0.00	9,095.00	9,095.00
	CLEAN UP	<p>Respondent shall conduct a three-day county-wide municipal solid waste collection and electronics waste recycling event and an illegal dumpsite clean up event. The solid waste clean up event must include collection of household municipal solid waste and tires and will not include disposal of household hazardous waste. The events will provide a local option to dispose of household municipal solid waste at no cost to the residents. The projects will target the low- to mid-income communities of Concepcion, San Jose, Rios, Ramirez and Realitos. Respondent shall conduct multiple events, if necessary to ensure that the amount of SEP offset is met.</p>	9,095.00	9,095.00					
MSW	32858	CITY OF EL PASO	01/12/2008	1.00:1	23,100.00	4,620.00	0.00	18,480.00	18,480.00
	CLEAN UP	<p>The Respondent shall contribute the SEP Amount to the Third-Party Recipient pursuant to the agreement between the Third-Party Recipient and the TCEQ. Specifically, Keep Texas Beautiful shall use the funds for the Cleanup of Unauthorized Trash Dumps project in El Paso County. The cleanup project shall promote the cleanup of unauthorized trash dumps by supplying project coordination, labor, supplies, and materials for cleanup events and by providing assistance with disposal fees for proper disposal of wastes collected at the events.</p> <p>The Respondent certifies that there is no prior commitment to do this project and that it is being performed solely in an effort to settle this enforcement action.</p>	18,480.00	18,480.00					
MSW	34856	Hardin County	08/15/2008	1.00:1	6,060.00	1,212.00	0.00	4,848.00	4,848.00
	POLLUTION PREVENTION	<p>The Respondent shall contribute to the Third-Party Recipient pursuant to the agreement between the Third-Party Recipient and the TCEQ. Specifically, the contribution will be used to provide low income rural homeowners with assistance to enable the repair or replacement of their failing on-site wastewater systems. SEP monies will be used to pay for the labor and materials costs related to repairing or replacing the failing systems. The recipients will not be charged for the cost of replacing or repairing the failing systems.</p>	4,848.00	4,848.00					
MSW	27427	Stericycle, Inc.	04/03/2008	1.00:1	8,400.00	1,680.00	3,360.00	3,360.00	3,360.00

* There are Multiple Respondent Names associated to this Case No.

Appendix 12: List of SEP's & SEP Projects - FY 2008

Single Program

	CLEAN UP		The Respondent shall participate in the Montgomery County Precinct 4 Bi-Annual Household Heavy Trash Collection events in 6 locations throughout Montgomery County. The company will coordinate and manage the collection of household medical waste activities that will: 1. Be open to the public during the precinct's designated collection time; 2. Accept medical waste common to households including and limited to sharps and expired medications; and Administer the project in accordance with the TCEQ guidance document on hazardous waste collection projects as well as in compliance with federal, state, and local environmental laws and regulations.				3,360.00	3,360.00	
MSW	33999	Texas Department of Transportation	02/18/2008	1.00:1	1,875.00	375.00	0.00	1,500.00	1,500.00
	CLEAN UP		The Respondent shall contribute to the Third-Party Recipient pursuant to the agreement between the Third-Party Recipient and the TCEQ. Specifically, the contribution will be used to coordinate with city and/or county governmental officials regarding the clean up of sites where trash has been disposed of illegally. Eligible sites will be limited to those where a responsible party can not be identified and where there is no pre-existing obligation to clean up the site by the owner or the government. Additionally, reasonable efforts must have already been taken to prevent the dumping. SEP monies will be used to pay for the direct cost of collection and disposal of debris. All dollars contributed will be used solely for the direct cost of the project and no portion will be spent on administrative costs. The SEP will be done in accordance with all federal, state and local environmental laws and regulations.					1,500.00	1,500.00
MSW	30646	Hartley County	02/08/2008	1.00:1	14,280.00	2,856.00	0.00	11,424.00	11,424.00
	POLLUTION PREVENTION		The Respondent shall contribute to the Third-Party Recipient pursuant to the agreement between the Third-Party Recipient and the TCEQ. Specifically, the contribution will be used to provide low income rural homeowners with assistance to enable the repair or replacement of their failing on-site wastewater systems. SEP monies will be used to pay for the labor and materials costs related to repairing or replacing the failing systems. The recipients will not be charged for the cost of replacing or repairing the failing systems. The Respondent certifies that there is no prior commitment to do this project and that it is being performed solely in an effort to settle this enforcement action.					11,424.00	11,424.00
MSW	12691	City of Waco	02/08/2008	1.00:1	18,750.00	0.00	0.00	18,750.00	18,750.00
	ENVIRONMENTAL ENHANCEMENT		The City of Waco shall connect approximately five low- to moderate-income residences, which are currently on septic systems, to the sanitary sewer system. The project shall include purchasing and installing 1,750 linear feet of 8" sewer lines along S. Loop 340 and connecting the residences to central sewer. The City shall properly decommission the residents' old septic tanks. This project shall be done at no cost to the homeowners. The SEP shall be done in accordance with all federal, state and local environmental laws and regulations. The City of Waco shall use SEP monies only for the direct cost of implementing the project and no portion shall be spent on administrative costs.					18,750.00	18,750.00
PST	34589	Stripes LLC	06/19/2008	1.00:1	11,350.00	2,270.00	4,540.00	4,540.00	4,540.00
	CLEAN UP		The Respondent shall contribute the SEP Amount to the Third-Party Recipient pursuant to the agreement between the Third-Party Recipient and the TCEQ. Specifically, the contribution will be used to cleanup unauthorized dump sites, recycle materials when feasible, and properly dispose of all waste. Eligible sites will be limited to those where a responsible party cannot be found or is unable to clean the site and where reasonable efforts have been made to prevent the dumping. SEP monies will be used for the direct cost of collection and disposal of waste. No SEP monies will be spent on administrative costs.					4,540.00	4,540.00
PST	34714	BELLO, MARINA	04/28/2008	1.00:1	5,000.00	1,000.00	2,000.00	2,000.00	2,000.00

* There are Multiple Respondent Names associated to this Case No.

Appendix 12: List of SEP's & SEP Projects - FY 2008

Single Program

	ENVIRONMENTAL ENHANCEMENT	The Respondent shall contribute the SEP Amount to the Third-Party Recipient pursuant to the agreement between the Third-Party Recipient and the TCEQ. Specifically, the contribution will be used to restore the 600-acre upland habitat at the Mitchell Lake Audubon Center and Sanctuary by removing non-native, exotic plant species and re-establishing native grasses, forbs, and woody vegetation. The re-introduction of the native vegetation throughout the uplands will provide maximum benefit for the wildlife of Mitchell Lake.	2,000.00	2,000.00					
PST	33440	GAVRANOVIC, F D	01/12/2008	1.00:1	8,500.00	1,700.00	3,400.00	3,400.00	3,400.00
	CLEAN UP	The Respondent will contribute to Lower Colorado River Authority ("LCRA") Household Hazardous Waste and Reusable Materials Collection in Travis County. The contribution will be used in accordance with the Supplemental Environmental Project Agreement between the Lower Colorado River Authority and the Texas Commission on Environmental Quality. SEP monies will be used to sponsor household hazardous waste collection events, battery collection events, used oil collection events, paint collection events, and tire collection events in conjunction with local city and county governments through the LCRA Statutory District. These collection events provide citizens with a safe and convenient opportunity to properly dispose of household hazardous wastes such as: paint, tires, pesticides, motor oil, oil filters, antifreeze, batteries, and household cleaners. Citizens will be encouraged to reuse unused portions of properly labeled and handled chemical products (i.e. fertilizers, paints, and some pesticides/herbicides) through the reusable materials exchange. SEP monies will be used by LCRA to supplement scheduled events, and to add additional collection events. The LCRA has not previously budgeted for these supplemental, additional, or special collection events and will not budget for them.	3,400.00	3,400.00					
PST	33424	Flying J Inc.	02/18/2008	1.00:1	13,125.00	0.00	6,563.00	6,562.00	6,562.00
	POLLUTION REDUCTION	Respondent shall contribute the SEP Amount to the Third-Party Recipient pursuant to the agreement between the Third-Party Recipient and the TCEQ. Specifically, the contribution will be to the RC&D Wastewater Treatment Assistance project. Specifically, SEP monies will pay for the labor and disposal costs associated with repair or replacement of wastewater treatment or on-site sewage facilities for low income individuals. Any unspent SEP monies remaining after completion of the Wastewater Treatment Assistance project may, upon approval by TCEQ, be spent on another authorized RC&D project in Orange County, such as abandoned tire cleanup, unauthorized trash dump cleanup, plugging of abandoned water wells, or recycling of antifreeze.	6,562.00	6,562.00					
PWS	32000	City of Granbury	11/09/2007	1.00:1	6,960.00	0.00	0.00	6,960.00	6,960.00
	POLLUTION PREVENTION	The Respondent shall contribute to the Third-Party Recipient pursuant to the agreement between the Third-Party Recipient and the TCEQ. Specifically, the contribution will be used to provide low income rural homeowners with assistance to enable the repair or replacement of their failing on-site wastewater systems. SEP monies will be used to pay for the labor and materials costs related to repairing or replacing the failing systems. The recipients will not be charged for the cost of replacing or repairing the failing systems. The Respondent certifies that there is no prior commitment to do this project and that it is being performed solely in an effort to settle this enforcement action.	6,960.00	6,960.00					
PWS	31362	City of Cockrell Hill	12/20/2007	1.00:1	2,203.00	441.00	0.00	1,762.00	1,762.00
	CLEAN UP	The Respondent shall contribute to the Third-Party Recipient pursuant to the agreement between the Third-Party Recipient and the TCEQ. Specifically, the contribution will be used to clean-up sites where tires have been disposed of illegally. Eligible sites will be limited to those where a responsible party cannot be found and where reasonable efforts have been made to prevent the dumping. SEP monies will be used to pay for the direct cost of collecting and disposing of tires. All dollars contributed will be used solely for the direct cost of the project and no portion will be spent on administrative costs. The SEP will be done in accordance with all federal, state and local environmental laws and regulations.	1,762.00	1,762.00					

* There are Multiple Respondent Names associated to this Case No.

Appendix 12: List of SEP's & SEP Projects - FY 2008

Single Program

PWS	29730	City of Gatesville	04/14/2008	1.00:1	7,553.00	0.00	0.00	7,553.00	7,553.00
		POLLUTION PREVENTION	The Respondent shall construct and operate an antifreeze collection, disposal, and recycling center that will offer to the public a free and convenient method for disposing of used antifreeze. The Respondent shall hire a licensed waste hauler to transport and dispose of or recycle the antifreeze. The Respondent shall operate the center for a minimum of three years from the effective date of this Order.					7,553.00	7,553.00
PWS	35026	City of Boyd	08/15/2008	1.00:1	2,580.00	0.00	0.00	2,580.00	2,580.00
		POLLUTION PREVENTION	The Respondent shall contribute to the Third-Party Recipient pursuant to the agreement between the Third-Party Recipient and the TCEQ. Specifically, Third-Party Recipient shall repair or replace failing water systems or on-site wastewater systems for low income homeowners. Third-Party Recipient shall use SEP Funds to pay for the labor and materials costs related to repairing or replacing the failing systems. The recipients will not be charged for the cost of replacing or repairing the failing systems. Third-Party recipient shall use a consistent and documented system for determining eligible participants.					2,580.00	2,580.00
PWS	34661	City of Hamilton	04/28/2008	1.00:1	4,687.00	937.00	0.00	3,750.00	3,750.00
		CLEAN UP	The Respondent shall contribute the SEP Amount to the Third-Party Recipient pursuant to the agreement between the Third-Party Recipient and the TCEQ. Specifically, the contribution will be used to provide local residents with a means of properly disposing household hazardous wastes such as paint, thinners, pesticides, oil and gas, corrosive cleaners, and fertilizers in one day collection events. SEP monies will be used to pay for the associated labor, materials, and disposal costs. Citizens will not be charged disposal fees. The project is administered in accordance with TCEQ guidance on household hazardous waste and in compliance with federal, state, and local environmental laws and regulations. All dollars contributed will be used solely for the direct cost of the project and no portion will be spent on administrative costs.					3,750.00	3,750.00
PWS	32832	City of Hamilton	10/25/2007	1.00:1	3,124.00	0.00	0.00	3,124.00	3,124.00
		POLLUTION PREVENTION	The Respondent shall contribute to the Third-Party Recipient pursuant to the agreement between the Third-Party Recipient and the TCEQ. Specifically, the contribution will be used to provide low income rural homeowners with assistance to enable the repair or replacement of their failing on-site wastewater systems. SEP monies will be used to pay for the labor and materials costs related to repairing or replacing the failing systems. The recipients will not be charged for the cost of replacing or repairing the failing systems. The Respondent certifies that there is no prior commitment to do this project and that it is being performed solely in an effort to settle this enforcement action.					3,124.00	3,124.00
PWS	35099	Rincon Water Supply Corporation	07/21/2008	1.00:1	3,071.00	614.00	0.00	2,457.00	2,457.00
		ENVIRONMENTAL ENHANCEMENT	The Respondent shall contribute to the Third-Party Recipient pursuant to the agreement between the Third-Party Recipient and the TCEQ. The Coastal Bend Audubon Society owns the North Bay Sanctuary. It is a 75-acre, largely wooded tract containing a 5-acre pond. The site includes a 12-foot viewing tower that can accommodate 15 people on the upper platform. Specifically, the contribution will be used to maintain the existing roads in the sanctuary, control Prickly Pear Cacti in a 20-acre section of the sanctuary, and assist in the removal of invasive reeds and other plants from the eastern section of the pond.					2,457.00	2,457.00
PWS	34565	City of Southside Place	04/28/2008	1.00:1	2,571.00	0.00	0.00	2,571.00	2,571.00

* There are Multiple Respondent Names associated to this Case No.

Appendix 12: List of SEP's & SEP Projects - FY 2008

Single Program

		POLLUTION PREVENTION	The Respondent shall contribute to the Third-Party Recipient pursuant to the agreement between the Third-Party Recipient and the TCEQ. Specifically, the contribution will be used to provide low income rural homeowners with assistance to enable the repair or replacement of their failing on-site wastewater systems. SEP monies will be used to pay for the labor and materials costs related to repairing or replacing the failing systems. The recipients will not be charged for the cost of replacing or repairing the failing systems.	2,571.00	2,571.00				
PWS	35165	City of Rockdale	07/21/2008	1.00:1	7,022.00	1,404.00	0.00	5,618.00	5,618.00
		CLEAN UP	The Respondent shall perform a cleanup of an unauthorized trash and tire dump along approximately 1,200 feet of creek located between Highway 79 and East 3rd Street in Milam County. The Respondent shall ensure that wastes collected are properly disposed or recycled. The Respondent shall ensure that the event: " occurs on a weekend or after-hours " results in proper disposal or recycling of wastes " is performed on properties where no responsible party can be found or where the property owner is low income	5,618.00	5,618.00				
PWS	5917	City of Rising Star	11/19/2007	1.00:1	2,925.00	585.00	0.00	2,340.00	2,340.00
		POLLUTION PREVENTION	The Respondent shall contribute to the Third-Party Recipient pursuant to the agreement between the Third-Party Recipient and the TCEQ. Specifically, the contribution will be used to plug abandoned water wells where there is no responsible party that can be identified to plug the well. All dollars contributed will be used solely for the direct cost of the project and no portion will be spent on administrative costs. The SEP will be done in accordance with all federal, state and local environmental laws and regulations. The Respondent certifies that there is no prior commitment to do this project and that it is being performed solely in an effort to settle this enforcement action.	2,340.00	2,340.00				
PWS	34524	City of Hale Center	04/28/2008	1.00:1	2,599.00	519.00	0.00	2,080.00	2,080.00
		CLEAN UP	The Respondent shall contribute to the Third-Party Recipient pursuant to the agreement between the Third-Party Recipient and the TCEQ. Specifically, the contribution will be used to clean-up sites where tires have been disposed of illegally. Eligible sites will be limited to those where a responsible party cannot be found and where reasonable efforts have been made to prevent the dumping. SEP monies will be used to pay for the direct cost of collecting and disposing of tires. All dollars contributed will be used solely for the direct cost of the project and no portion will be spent on administrative costs. The SEP will be done in accordance with all federal, state and local environmental laws and regulations.	2,080.00	2,080.00				
PWS	34427	Texas Department of Transportation	04/28/2008	1.00:1	1,450.00	290.00	0.00	1,160.00	1,160.00
		POLLUTION PREVENTION	The Respondent shall contribute to the Third-Party Recipient pursuant to the agreement between the Third-Party Recipient and the TCEQ. Specifically, the contribution will be used to provide low income rural homeowners with assistance to enable the repair or replacement of their failing on-site wastewater systems. SEP monies will be used to pay for the labor and materials costs related to repairing or replacing the failing systems. The recipients will not be charged for the cost of replacing or repairing the failing systems.	1,160.00	1,160.00				
PWS	10234	City of Carl's Corner	11/19/2007	1.00:1	13,263.00	0.00	0.00	13,263.00	13,263.00

* There are Multiple Respondent Names associated to this Case No.

Appendix 12: List of SEP's & SEP Projects - FY 2008

Single Program

	CLEAN UP	Respondent shall contribute the SEP Amount to the Third-Party Recipient pursuant to the agreement between the Third-Party Recipient and the TCEQ. Specifically, the Texas Association of Resource Conservation & Development Areas, Inc. (RC&D) shall use the contribution to clean up sites in Hill County where tires have been disposed of illegally. Eligible sites will be limited to those where a responsible party cannot be found and where reasonable efforts have been made to prevent the dumping. SEP monies will be used to pay for the direct cost of collecting and disposing of tires. All dollars contributed will be used solely for the direct cost of the project and no portion will be spent on administrative costs. The SEP will be done in accordance with all federal, state and local environmental laws and regulations.	13,263.00	13,263.00					
PWS	25834	West Jefferson County Municipal Water District	06/19/2008	1.00:1	1,510.00	0.00	0.00	1,510.00	1,510.00
	ENVIRONMENTAL ENHANCEMENT	The Respondent shall contribute the SEP Amount to the Third-Party Recipient pursuant to the agreement between the Third-Party Recipient and the TCEQ. Specifically, the contribution will be used to stabilize the shoreline by placing vinyl sheets of piling and erosion control blankets along a stretch of waterway along Pleasure Island. Continued erosion from wave action caused by passing ships is compromising the integrity of the shoreline along Pleasure Island. The embankment will be reclaimed and sloped to stabilize approximately 5 miles of shoreline.						1,510.00	1,510.00
PWS	35258	Kempner Water Supply Corporation	08/29/2008	1.00:1	1,523.00	304.00	0.00	1,219.00	1,219.00
	CLEAN UP	The Respondent shall contribute to the Third-Party Recipient pursuant to the agreement between the Third-Party Recipient and the TCEQ. Specifically, the contribution will be used to coordinate with city and/or county governmental officials regarding the clean up of sites where trash has been disposed of illegally. Eligible sites will be limited to those where a responsible party can not be identified and where there is no pre-existing obligation to clean up the site by the owner or the government. Additionally, reasonable efforts must have already been taken to prevent the dumping. SEP monies will be used to pay for the direct cost of collection and disposal of debris. All dollars contributed will be used solely for the direct cost of the project and no portion will be spent on administrative costs. The SEP will be done in accordance with all federal, state and local environmental laws and regulations.						1,219.00	1,219.00
PWS	32880	City of Lacy Lakeview	11/19/2007	1.00:1	10,053.00	2,010.00	0.00	8,043.00	8,043.00
	POLLUTION PREVENTION	The Respondent shall contribute to the Third-Party Recipient pursuant to the agreement between the Third-Party Recipient and the TCEQ. Specifically, the contribution will be used to provide low income rural homeowners with assistance to enable the repair or replacement of their failing on-site wastewater systems. SEP monies will be used to pay for the labor and materials costs related to repairing or replacing the failing systems. The recipients will not be charged for the cost of replacing or repairing the failing systems. The Respondent certifies that there is no prior commitment to do this project and that it is being performed solely in an effort to settle this enforcement action.						8,043.00	8,043.00
PWS	31640	City of Royse City	11/09/2007	1.00:1	3,360.00	672.00	0.00	2,688.00	2,688.00

* There are Multiple Respondent Names associated to this Case No.

Appendix 12: List of SEP's & SEP Projects - FY 2008

Single Program

	POLLUTION PREVENTION	Respondent shall hold a one-day citywide household hazardous waste (HHW) collection event. Respondent shall provide a drop-off location where citizens may bring HHW such as paints, fertilizers, thinners, used oil and oil filters, batteries, and other wastes for disposal at no cost to the citizens. Respondent shall provide attendants at the collection station to assist the public and hire a licensed contractor to properly dispose of the wastes collected at the event. Respondent shall provide public notification to ensure that the general public is aware of the event. The Respondent shall ensure that the event: " occurs on a weekend during daylight hours; " offers to the public a convenient drop-off location; " results in the collection, transport, and proper disposal of the collected wastes; " is organized and conducted by City employees and by a licensed HHW disposal contractor; " is advertised in: o a newspaper of large circulation in the geographic area, o flyers placed in utility bill mail-outs, and o by the City's outbound telephone calling system ("Connect-CTY"). " is performed within one year of the effective date of this Order	2,688.00	2,688.00					
PWS	32821	North Milam Water Supply Corporation	10/25/2007	1.00:1	4,266.00	853.00	0.00	3,413.00	3,413.00
	CLEAN UP	The Respondent shall contribute to the Third-Party Recipient pursuant to the agreement between the Third-Party Recipient and the TCEQ. Specifically, the contribution will be used to clean-up sites where tires have been disposed of illegally. Eligible sites will be limited to those where a responsible party cannot be found and where reasonable efforts have been made to prevent the dumping. SEP monies will be used to pay for the direct cost of collecting and disposing of tires. All dollars contributed will be used solely for the direct cost of the project and no portion will be spent on administrative costs. The SEP will be done in accordance with all federal, state and local environmental laws and regulations. The Respondent certifies that there is no prior commitment to do this project and that it is being performed solely in an effort to settle this enforcement action.						3,413.00	3,413.00
PWS	34695	City of Buckholts	07/21/2008	1.00:1	1,114.00	222.00	0.00	892.00	892.00
	CLEAN UP	The Respondent shall contribute to the Third-Party Recipient pursuant to the agreement between the Third-Party Recipient and the TCEQ. Specifically, the contribution will be used to clean-up sites where tires have been disposed of illegally. Eligible sites will be limited to those where a responsible party cannot be found and where reasonable efforts have been made to prevent the dumping. SEP monies will be used to pay for the direct cost of collecting and disposing of tires. All dollars contributed will be used solely for the direct cost of the project and no portion will be spent on administrative costs. The SEP will be done in accordance with all federal, state and local environmental laws and regulations.						892.00	892.00
WQ	32807	City of Post	02/25/2008	1.00:1	14,450.00	2,890.00	0.00	11,560.00	11,560.00
	ENVIRONMENTAL RESTORATION	The Respondent shall conduct a waste tire collection and disposal event in the City of Post. The City shall place tire collection dumpsters throughout the City and advertise to the public the locations of the dumpsters. Tires shall be collected by city staff and transported by a licensed hauler to a permitted facility for processing. Specifically, SEP funds will be used to pay for heavy equipment such as tractor loaders, backhoes, a dump truck, trailers, labor, and other direct costs associated with the event. The Respondent shall only use City labor after hours or on weekends to conduct the event. The event shall be conducted at no cost to the citizens.						11,560.00	11,560.00
WQ	32843	City of Palmer	04/28/2008	1.00:1	26,390.00	5,278.00	0.00	21,112.00	21,112.00

* There are Multiple Respondent Names associated to this Case No.

Appendix 12: List of SEP's & SEP Projects - FY 2008

Single Program

	POLLUTION REDUCTION		Respondent shall contribute the specified SEP Amount to the Third-Party Recipient pursuant to the agreement between the Third-Party Recipient and the TCEQ. Specifically, the contribution will be to the Texas Association of Resource Conservation and Development Areas, Inc. ("RC&D") for the Clean School Bus Program in Ellis County. Any remaining SEP funds not able to be spent on completion of the Clean School Bus Program may be spent, upon approval of the Executive Director, on cleanup of unauthorized trash dumps or abandoned tire sites, wastewater treatment assistance to low-income individuals, or another RC&D pre-approved project in Ellis County. Specifically, SEP monies will be used to aid local school districts, area transit agencies, and local governments in need of funding assistance to pay for the cost of retrofitting or replacing older diesel buses with alternative fueled or clean diesel buses to reduce emissions. Old buses deemed not suitable for retrofit will be permanently retired and only sold for scrap.				8,802.00	8,802.00	
	POLLUTION REDUCTION		The Respondent shall hold two collection and recycling events in which it shall collect and chip vegetative debris, recycle the debris into mulch, and distribute the mulch at no cost to the public. The Respondent shall advertise the events to the public in a newspaper of large circulation, shall provide free curbside collection of vegetative debris, shall purchase and utilize a brush chipper for the events, shall provide labor to operate the chipper, provide labor to operate the collection and distribution location, load mulch for citizens, and shall provide signage for the collection and distribution location. Mulch shall be provided free to the public. Any remaining mulch not distributed to the public shall be beneficially applied to public areas by the Respondent.				12,310.00	12,310.00	
WQ	31279	City of Buda and Guadalupe-Blanco River Authority	12/20/2007	1.00:1	3,630.00	726.00	0.00	2,904.00	2,904.00
	ENVIRONMENTAL ENHANCEMENT		The Respondent will contribute to The Hill Country Conservancy for the Wentzel Tract project. The contribution will be used in accordance with the Supplemental Environmental Project Agreement between The Hill Country Conservancy and the Texas Commission on Environmental Quality. SEP monies will be used to help divert water into an 18-acre abandoned quarry. The quarry will then capture and hold the water, so that the water can be absorbed into the Edwards Aquifer that runs beneath the quarry. It is estimated that the quarry could divert up to 275 acre-feet of additional storm water runoff into the Edwards Aquifer. The Respondent certifies that there is no prior commitment to do this project and that it is being performed solely in an effort to settle this enforcement action.				2,904.00	2,904.00	
WQ	33484	City of Corinth	01/12/2008	1.00:1	3,850.00	0.00	0.00	3,850.00	3,850.00
	POLLUTION PREVENTION		The Respondent shall contribute to the Third-Party Recipient pursuant to the agreement between the Third-Party Recipient and the TCEQ. Specifically, the contribution will be used to provide low income rural homeowners with assistance to enable the repair or replacement of their failing on-site wastewater systems. SEP monies will be used to pay for the labor and materials costs related to repairing or replacing the failing systems. The recipients will not be charged for the cost of replacing or repairing the failing systems The Respondent certifies that there is no prior commitment to do this project and that it is being performed solely in an effort to settle this enforcement action				3,850.00	3,850.00	
WQ	34803	Lower Colorado River Authority *	05/22/2008	1.00:1	13,500.00	2,700.00	0.00	10,800.00	10,800.00

* There are Multiple Respondent Names associated to this Case No.

Appendix 12: List of SEP's & SEP Projects - FY 2008

Single Program

	CLEAN UP	The Respondent shall contribute to the Third-Party Recipient pursuant to the agreement between the Third-Party Recipient and the TCEQ. Specifically, the contribution will be used to coordinate with city and/or county governmental officials regarding the clean up of sites where trash has been disposed of illegally. Eligible sites will be limited to those where a responsible party can not be identified and where there is no pre-existing obligation to clean up the site by the owner or the government. Additionally, reasonable efforts must have already been taken to prevent the dumping. SEP monies will be used to pay for the direct cost of collection and disposal of debris. All dollars contributed will be used solely for the direct cost of the project and no portion will be spent on administrative costs. The SEP will be done in accordance with all federal, state and local environmental laws and regulations.	10,800.00	10,800.00					
WQ	34001	City of Strawn	04/28/2008	1.00:1	7,080.00	1,416.00	0.00	5,664.00	5,664.00
	POLLUTION REDUCTION	The Respondent shall perform an erosion control project at the Lake Tucker dam in Palo Pinto County to reduce the likelihood of further erosion and downstream flooding. Erosion in this area, if left without repair, may undermine the structural integrity of the dam. The erosion currently causes sedimentation in downstream waterways. The Respondent shall utilize city employees to perform regrading and seeding to correct and prevent further erosion, post signs in the area to prevent vehicular traffic, and encourage the growth of the planted vegetation seeds. The Respondent shall use the SEP Offset Amount only for the direct cost of implementing the project and no portion shall be spent on administrative costs. To the extent it can be documented, the Respondent will receive credit for the overtime hours its employees and equipment are used in implementing the SEP. The Respondent will not receive credit for gratuities and/or inducements for volunteers. The Respondent certifies that there is no prior commitment to do this project and that it is being performed solely in an effort to settle this enforcement action.	5,664.00	5,664.00					
WQ	31478	City of Uvalde	11/09/2007	1.00:1	21,750.00	4,350.00	0.00	17,400.00	17,400.00
	CLEAN UP	The Respondent shall conduct a city-wide waste tire collection event and illegal tire dump clean up program. The collection event will occur during a one-month period, be advertised to the public, and allow for proper disposal of waste tires at no cost to the residents. The illegal tire dump clean up program will target low- to mid-income communities or public rights-of-way where no responsible party can be found for the illegal dumps. The Respondent shall conduct the events until such time as it has expended the requisite amount of SEP offset.	17,400.00	17,400.00					
WQ	34041	Texas Department of Criminal Justice	02/25/2008	1.00:1	13,360.00	0.00	0.00	13,360.00	13,360.00
	CLEAN UP	The Respondent shall contribute to the Third-Party Recipient pursuant to the agreement between the Third-Party Recipient and the TCEQ. Specifically, the contribution will be used to clean-up sites where tires have been disposed of illegally. Eligible sites will be limited to those where a responsible party cannot be found and where reasonable efforts have been made to prevent the dumping. SEP monies will be used to pay for the direct cost of collecting and disposing of tires. All dollars contributed will be used solely for the direct cost of the project and no portion will be spent on administrative costs. The SEP will be done in accordance with all federal, state and local environmental laws and regulations.	13,360.00	13,360.00					
WQ	32897	City of Reno	01/12/2008	1.00:1	4,540.00	908.00	0.00	3,632.00	3,632.00
	POLLUTION PREVENTION	The Respondent shall create and operate a used oil and antifreeze collection and recycling center. The center will offer to the public a free and convenient method of disposing of used oil, oil filters, and antifreeze. SEP funds will be used solely for the direct costs of operating the center and no portion of the funds will be spent on administrative costs. The Respondent shall provide staff to ensure that the antifreeze and oil collection containers receive only their designated materials. The Respondent shall ensure that the site is fenced and locked in a secure area.	3,632.00	3,632.00					

* There are Multiple Respondent Names associated to this Case No.

Appendix 12: List of SEP's & SEP Projects - FY 2008

Single Program

WQ	33126	Texas Department of Criminal Justice	11/09/2007	1.00:1	2,970.00	594.00	0.00	2,376.00	2,376.00
		POLLUTION PREVENTION	<p>The Respondent shall contribute to the Third-Party Recipient pursuant to the agreement between the Third-Party Recipient and the TCEQ. Specifically, the contribution will be used to provide low income rural homeowners with assistance to enable the repair or replacement of their failing on-site wastewater systems. SEP monies will be used to pay for the labor and materials costs related to repairing or replacing the failing systems. The recipients will not be charged for the cost of replacing or repairing the failing systems.</p> <p>The Respondent certifies that there is no prior commitment to do this project and that it is being performed solely in an effort to settle this enforcement action.</p>				2,376.00	2,376.00	
WQ	34106	City of Seminole	07/21/2008	1.00:1	4,560.00	912.00	0.00	3,648.00	3,648.00
		POLLUTION PREVENTION	<p>The Respondent shall contribute to the Third-Party Recipient pursuant to the agreement between the Third-Party Recipient and the TCEQ. Specifically, the Third-Party Recipient shall repair or replace failing water systems or on-site wastewater systems for low income homeowners. The Third-Party Recipient shall use SEP Funds to pay for the labor and materials costs related to repairing or replacing the failing systems. The recipients will not be charged for the cost of replacing or repairing the failing systems. The Third-Party recipient shall use a consistent and documented system for determining eligible participants.</p>				3,648.00	3,648.00	
WQ	32849	City of Midway	01/12/2008	1.00:1	13,512.00	2,702.00	0.00	10,810.00	10,810.00
		POLLUTION PREVENTION	<p>The Respondent shall contribute to the Third-Party Recipient pursuant to the agreement between the Third-Party Recipient and the TCEQ. Specifically, the contribution will be used to provide low income rural homeowners with assistance to enable the repair or replacement of their failing on-site wastewater systems. SEP monies will be used to pay for the labor and materials costs related to repairing or replacing the failing systems. The recipients will not be charged for the cost of replacing or repairing the failing systems.</p> <p>The Respondent certifies that there is no prior commitment to do this project and that it is being performed solely in an effort to settle this enforcement action.</p>				10,810.00	10,810.00	
WQ	33262	East Central ISD	11/19/2007	1.00:1	1,650.00	330.00	0.00	1,320.00	1,320.00
		ENVIRONMENTAL RESTORATION	<p>The Respondent shall contribute the SEP Amount to the Third-Party Recipient pursuant to the agreement between the Third-Party Recipient and the TCEQ. Specifically, the contribution will be used to restore the 600-acre upland habitat at the Mitchell Lake Audubon Center and Sanctuary by removing non-native, exotic plant species and re-establishing native grasses, forbs, and woody vegetation. The re-introduction of the native vegetation throughout the uplands will provide maximum benefit for the wildlife of Mitchell Lake.</p>				1,320.00	1,320.00	
WQ	25389	City of Hico	04/03/2008	1.00:1	41,170.00	0.00	0.00	41,170.00	41,170.00
		POLLUTION PREVENTION	<p>The Respondent shall provide first-time sewer service to approximately ten low to moderate-income residences which are currently on septic systems to the sanitary sewer system. The existing septic systems are failing and result in release of sewage to the environment. The project shall include purchasing and installing sewer system lateral lines, clean-outs, a manhole, and other materials required to complete the work and make it fully operational.</p>				41,170.00	41,170.00	
WQ	30882	City of De Kalb	02/25/2008	1.00:1	9,675.00	0.00	0.00	9,675.00	9,675.00
		POLLUTION REDUCTION	<p>The Respondent shall repair or replace failing or inadequately designed private sewer lines, access units, and clean-outs for approximately six low-income residences in Bowie County. The Respondent shall use SEP monies for the direct costs to replace old vitrified clay and Orangeburg pipes that are no longer functioning properly. The failure of these existing lines has resulted in overflows of untreated sewage to the environment, causing unsanitary conditions and environmental concerns.</p>				9,675.00	9,675.00	

* There are Multiple Respondent Names associated to this Case No.

Appendix 12: List of SEP's & SEP Projects - FY 2008

Single Program

WQ	31774	City of Hudson	09/21/2007	1.00:1	3,060.00	612.00	0.00	2,448.00	2,448.00
		POLLUTION PREVENTION	<p>The Respondent shall hold a three-day event for the collection and recycling of tires, batteries, electronics and household appliances. In addition to accepting the items at a designated drop-off location, the Respondent shall pick items for senior citizens who have no other way of disposing the wastes. The event will be advertised in two local papers (The Lufkin Daily News and the East Texas Peddler), and on utility bills for the month prior to the event. If possible the event will occur in conjunction with Texas Tire Reclamation Day.</p> <p>The Respondent shall ensure that the event:</p> <ul style="list-style-type: none"> " occurs on at least one weekend day during daylight hours; " offers to the public a convenient drop-off location; " is organized and conducted by City employees and volunteers; " includes recycling of electronics; and " is advertised in: <ul style="list-style-type: none"> ¢ a newspaper of large circulation in the geographic area, ¢ utility bill mail-outs. <p>The Respondent shall collect, transport, dispose of or recycle the collected materials. SEP monies will be used for heavy equipment such as roll-off bins, trailers, overtime labor of employees, public announcement of the event, and disposal and recycling costs.</p>					2,448.00	2,448.00
WQ	32111	City of Leonard	10/04/2007	1.00:1	9,600.00	1,920.00	0.00	7,680.00	7,680.00
		POLLUTION REDUCTION	<p>The Respondent shall connect to the City of Leonard's wastewater collection system one home, owned by a low-income homeowner, which has a substandard or failing septic system. SEP monies will be used to install approximately 1,800 linear feet (LF) of 6" standard dimension ratio (SDR) 35 polyvinyl chloride (PVC) sewer line, approximately 150 LF of 4" SDR 35 PVC sewer line, install four manholes, and one cleanout.</p>					7,680.00	7,680.00
WQ	33263	City of Madisonville	11/19/2007	1.00:1	4,050.00	810.00	0.00	3,240.00	3,240.00
		POLLUTION PREVENTION	<p>The Respondent shall contribute to the Third-Party Recipient pursuant to the agreement between the Third-Party Recipient and the TCEQ. Specifically, the contribution will be used to provide low income rural homeowners with assistance to enable the repair or replacement of their failing on-site wastewater systems. SEP monies will be used to pay for the labor and materials costs related to repairing or replacing the failing systems. The recipients will not be charged for the cost of replacing or repairing the failing systems.</p> <p>The Respondent certifies that there is no prior commitment to do this project and that it is being performed solely in an effort to settle this enforcement action.</p>					3,240.00	3,240.00
WQ	34626	City of Corpus Christi	04/28/2008	1.00:1	42,810.00	0.00	0.00	42,810.00	42,810.00
		ENVIRONMENTAL RESTORATION	<p>The Respondent shall contribute to the Third-Party Recipient pursuant to the agreement between the Third-Party Recipient and the TCEQ. Specifically, the contribution will be used for the Colonial Waterbird Rookery Island Enhancement Project. Shamrock and Causeway Islands are important rookery island with heavy bird usage that are experiencing significant loss of wetland and rookery habitat due to dredging activities and erosion from waves and ships. SEP monies will be used to pay for the labor and material costs associated with preventing erosion in the unprotected areas of the islands and restoring parts of the islands that have suffered from erosion. The project will protect critical bird habitat and also enhance the wetlands.</p>					42,810.00	42,810.00
WQ	33305	Brookshire Municipal Water District	12/20/2007	1.00:1	2,410.00	482.00	0.00	1,928.00	1,928.00

* There are Multiple Respondent Names associated to this Case No.

Appendix 12: List of SEP's & SEP Projects - FY 2008

Single Program

	POLLUTION PREVENTION	The Respondent shall contribute to the Third-Party Recipient pursuant to the agreement between the Third-Party Recipient and the TCEQ. Specifically, the contribution will be used to provide low income rural homeowners with assistance to enable the repair or replacement of their failing on-site wastewater systems. SEP monies will be used to pay for the labor and materials costs related to repairing or replacing the failing systems. The recipients will not be charged for the cost of replacing or repairing the failing systems. The Respondent certifies that there is no prior commitment to do this project and that it is being performed solely in an effort to settle this enforcement action.	1,928.00	1,928.00					
WQ	23644	Brookeland Independent School District	04/03/2008	1.00:1	4,500.00	900.00	0.00	3,600.00	3,600.00
	POLLUTION PREVENTION	The Respondent shall contribute to the Third-Party Recipient pursuant to the agreement between the Third-Party Recipient and the TCEQ. Specifically, the contribution will be used to provide low income rural homeowners with assistance to enable the repair or replacement of their failing on-site wastewater systems. SEP monies will be used to pay for the labor and materials costs related to repairing or replacing the failing systems. The recipients will not be charged for the cost of replacing or repairing the failing systems.	3,600.00	3,600.00					
WQ	32435	City of Charlotte	10/25/2007	1.00:1	8,122.00	1,624.00	0.00	6,498.00	6,498.00
	CLEAN UP	The Respondent shall contribute to the Third-Party Recipient pursuant to the agreement between the Third-Party Recipient and the TCEQ. Specifically, the contribution will be used to coordinate with city and/or county governmental officials regarding the clean up of sites where trash has been disposed of illegally. Eligible sites will be limited to those where a responsible party can not be identified and where there is no pre-existing obligation to clean up the site by the owner or the government. Additionally, reasonable efforts must have already been taken to prevent the dumping. SEP monies will be used to pay for the direct cost of collection and disposal of debris. All dollars contributed will be used solely for the direct cost of the project and no portion will be spent on administrative costs. The SEP will be done in accordance with all federal, state and local environmental laws and regulations. The Respondent certifies that there is no prior commitment to do this project and that it is being performed solely in an effort to settle this enforcement action.	6,498.00	6,498.00					
WQ	33555	Stolthaven Houston, Inc.	01/28/2008	1.00:1	13,725.00	2,745.00	5,490.00	5,490.00	5,490.00
	CLEAN UP	The Respondent will contribute to Gulf Coast Waste Disposal Authority ("GCWDA") for its River, Lakes, Bays 'N Bayous Trash Bash in Harris County. The contribution will be used in accordance with the Supplemental Environmental Project Agreement between the GCWDA and the Texas Commission on Environmental Quality. Specifically, the contribution will be used to pay for materials, supplies, disposal costs, and transportation costs directly associated with the cleanup of trash and pollutants from the Galveston Bay and the San Jacinto watershed.	5,490.00	5,490.00					
WQ	32874	City of Anna	12/20/2007	1.00:1	14,535.00	0.00	0.00	14,535.00	14,535.00
	CLEAN UP	The Respondent shall hold a one-day city-wide household hazardous waste collection and electronics and tire recycling event to include collection and proper disposal of household hazardous waste, used motor oil, filters, batteries, and tires, and recycling of electronics. The Respondent shall ensure that the event: " occurs on a weekend during daylight hours; " offers to the public a convenient drop-off location; " is advertised to the public to ensure public participation The Respondent shall collect, transport, and recycle or properly dispose of the collected materials. SEP monies related to this Order will be used for roll-off bins, heavy equipment, waste disposal, labor, and other direct costs necessary to conduct the event.	14,535.00	14,535.00					
WQ	28815	City of Collinsville	03/08/2008	1.00:1	24,955.00	4,991.00	0.00	19,964.00	19,964.00

* There are Multiple Respondent Names associated to this Case No.

Appendix 12: List of SEP's & SEP Projects - FY 2008

Single Program

	ENVIRONMENTAL RESTORATION	The Respondent shall extend first-time sewer service to one moderate-income household and a church that are currently utilizing older on-site septic systems in a rural area. The septic systems are located at 26390 FM 902 and 877 Woodland in Collinsville. The Respondent agrees to properly decommission (remove or backfill) the existing septic tanks at no cost to the owners.	19,964.00	19,964.00
WQ	33222 Wildwood Property Owners Association	11/19/2007 1.00:1 1,375.00 275.00 0.00	1,100.00	1,100.00
	CLEAN UP	The Respondent shall contribute to the Third-Party Recipient pursuant to the agreement between the Third-Party Recipient and the TCEQ. Specifically, the contribution will be used to coordinate with city and/or county governmental officials regarding the clean up of sites where trash has been disposed of illegally. Eligible sites will be limited to those where a responsible party can not be identified and where there is no pre-existing obligation to clean up the site by the owner or the government. Additionally, reasonable efforts must have already been taken to prevent the dumping. SEP monies will be used to pay for the direct cost of collection and disposal of debris. All dollars contributed will be used solely for the direct cost of the project and no portion will be spent on administrative costs. The SEP will be done in accordance with all federal, state and local environmental laws and regulations.	1,100.00	1,100.00
WQ	34840 City of Arlington	08/29/2008 1.00:1 10,000.00 0.00 0.00	10,000.00	10,000.00
	POLLUTION PREVENTION	Respondent shall conduct at least two city-wide pharmaceutical collection events to provide city-wide collection and proper disposal of pharmaceuticals at no cost to the public. The events will include collection and proper disposal of pharmaceuticals, including those that may be considered to have endocrine disrupting effects. The Respondent may conduct these events concurrently with planned household hazardous waste collection events. Respondent shall ensure that the events: <ul style="list-style-type: none"> " occur on weekends during daylight hours; " offer to the public convenient drop-off locations; " are advertised in flyers placed in utility bills or mail-outs, or advertised in at least one newspaper of large circulation in the community Respondent shall collect the pharmaceuticals and shall contract with a licensed hauler to transport and properly dispose of the collected materials. Respondent shall use the SEP Offset Amount only for the direct cost of implementing the project and no portion shall be spent on administrative costs. SEP monies will be used for equipment such as collection bins, overtime labor of employees, public announcement of the event, and transport and disposal fees. Respondent shall perform this project in accordance with all federal, state and local laws and regulations.	10,000.00	10,000.00
WQ	31461 City of Junction	09/21/2007 1.00:1 11,550.00 2,310.00 0.00	9,240.00	9,240.00
	POLLUTION PREVENTION	Respondent shall hold two citywide collection events in which citizens may bring in tires, electronics, household hazardous waste ("HHW"), and large municipal solid waste for disposal at no cost to the citizens. Respondent shall provide a drop-off location where citizens may bring these items for collection and proper disposal. Respondent shall provide attendants at the collection station to assist the public and will use a licensed contractor to dispose of the wastes. The City has agreed to provide public notification prior to the event to ensure that the public is aware of the event. <p>The first event shall be for the collection of used tires, metal, and large debris. The second event shall be for used tires, metal, HHW, electronics and other debris. Both events shall</p> <ul style="list-style-type: none"> " occur within one year of the effective date of the Order; " offer to the public a drop-off location convenient to the public; " be organized and conducted by City employees and by a licensed disposal contractor; " be advertised in a newspaper of large circulation in the geographic area. 	9,240.00	9,240.00

* There are Multiple Respondent Names associated to this Case No.

Appendix 12: List of SEP's & SEP Projects - FY 2008

Single Program

WQ	34040	Town of Prosper	02/18/2008	1.00:1	8,960.00	1,792.00	0.00	7,168.00	7,168.00
		POLLUTION PREVENTION	The Respondent shall contribute to the Third-Party Recipient pursuant to the agreement between the Third-Party Recipient and the TCEQ. Specifically, the contribution will be used to provide low income rural homeowners with assistance to enable the repair or replacement of their failing on-site wastewater systems. SEP monies will be used to pay for the labor and materials costs related to repairing or replacing the failing systems. The recipients will not be charged for the cost of replacing or repairing the failing systems.					7,168.00	7,168.00
WQ	33314	Fayette County	01/28/2008	1.00:1	2,469.00	493.00	0.00	1,976.00	1,976.00
		POLLUTION PREVENTION	The Respondent shall hold a one-day county wide used passenger tire collection and recycling event in which used tires may be dropped off at a designated location by citizens at no cost to the public. The event shall consist of a public drop-off site and shall: " occur on a weekend during daylight hours; " offer to the public a no-cost option to dispose of tires; " be advertised in a newspaper of large circulation in the geographic area, Respondent shall utilize a contractor to haul and properly dispose of or recycle the collected tires. SEP monies will be used for the disposal costs and for public announcement of the event. The Respondent shall use the SEP Offset Amount only for the direct cost of implementing the project and no portion shall be spent on administrative costs.					1,976.00	1,976.00
WQ	34640	Diocese of Galveston-Houston	04/28/2008	1.00:1	11,626.00	2,325.00	0.00	9,301.00	9,301.00
		CLEAN UP	The Respondent shall contribute to the Third-Party Recipient pursuant to the agreement between the Third-Party Recipient and the TCEQ. Specifically, the contribution will be used to coordinate with city and/or county governmental officials regarding the clean up of sites where trash has been disposed of illegally. Eligible sites will be limited to those where a responsible party can not be identified and where there is no pre-existing obligation to clean up the site by the owner or the government. Additionally, reasonable efforts must have already been taken to prevent the dumping. SEP monies will be used to pay for the direct cost of collection and disposal of debris. All dollars contributed will be used solely for the direct cost of the project and no portion will be spent on administrative costs. The SEP will be done in accordance with all federal, state and local environmental laws and regulations.					9,301.00	9,301.00
WQ	34670	City of Munday	08/29/2008	1.00:1	44,400.00	8,880.00	0.00	35,520.00	35,520.00
		POLLUTION PREVENTION	The Respondent shall conduct a series of collection and recycling events over a period of three years to collect, dispose of, or recycle waste tires, batteries, household appliances, tree trimmings, and other recyclable or reusable materials. The events will be advertised at a minimum in one local newspaper of large circulation in the community. The Respondent shall ensure that the event: " offers to the public a convenient drop-off location; " is organized and conducted to avoid improper storage or disposal of collected materials; " includes recycling; and " occurs on a weekend day. SEP monies will be used for heavy equipment such as roll-off bins, trailers, overtime labor of employees, public announcement of the event, and disposal and recycling costs. The Respondent shall use the SEP Offset Amount only for the direct cost of implementing the project and no portion shall be spent on administrative costs. The Respondent recognizes that additional funds over and above the SEP Offset Amount may be necessary to conduct the event.					35,520.00	35,520.00
WQ	34460	City of Graford	04/03/2008	1.00:1	11,840.00	2,368.00	0.00	9,472.00	9,472.00

* There are Multiple Respondent Names associated to this Case No.

Appendix 12: List of SEP's & SEP Projects - FY 2008

Single Program

	POLLUTION PREVENTION	The Respondent shall contribute to the Third-Party Recipient pursuant to the agreement between the Third-Party Recipient and the TCEQ. Specifically, the contribution will be used to provide low income rural homeowners with assistance to enable the repair or replacement of their failing on-site wastewater systems. SEP monies will be used to pay for the labor and materials costs related to repairing or replacing the failing systems. The recipients will not be charged for the cost of replacing or repairing the failing systems.	9,472.00	9,472.00					
WQ	9863	City Of Follett	01/12/2008	1.00:1	10,560.00	0.00	0.00	10,560.00	10,560.00
	CLEAN UP	The Respondent shall contribute the SEP Amount to the Third-Party Recipient pursuant to the agreement between the Third-Party Recipient and the TCEQ. Specifically, the contribution will be to the Texas Association of Resource Conservation and Development Areas, Inc. ("RC&D") for the Illegal Dump Clean Up program in Lipscomb County. Any funds remaining after completion of the Illegal Dump Clean Up program may, in the alternative, be used by the Recipient to perform either: an Abandoned Tire Site Clean Up, Wastewater Treatment Assistance, or other approved project to be conducted within Lipscomb, Ochiltree, Hemphill, or Roberts Counties. Specifically, SEP monies will pay for the labor and disposal costs associated with proper clean up and disposal of wastes, debris, or abandoned tires, assistance to low-income residents with failing on site wastewater systems, plugging of abandoned wells, or antifreeze recycling. The projects will be administered in accordance with federal, state, and local environmental laws and regulations.	10,560.00	10,560.00					
WQ	34713	City of Wills Point	07/03/2008	1.00:1	18,600.00	3,720.00	0.00	14,880.00	14,880.00
	POLLUTION PREVENTION	The Respondent shall contribute to the Third-Party Recipient pursuant to the agreement between the Third-Party Recipient and the TCEQ. Specifically, the contribution will be used to provide low income rural homeowners with assistance to enable the repair or replacement of their failing on-site wastewater systems. SEP monies will be used to pay for the labor and materials costs related to repairing or replacing the failing systems. The recipients will not be charged for the cost of replacing or repairing the failing systems.	14,880.00	14,880.00					
WQ	34872	Texas Department of Criminal Justice	06/05/2008	1.00:1	3,220.00	644.00	0.00	2,576.00	2,576.00
	CLEAN UP	The Respondent shall contribute to the Third-Party Recipient pursuant to the agreement between the Third-Party Recipient and the TCEQ. Specifically, the contribution will be used to clean-up sites where tires have been disposed of illegally. Eligible sites will be limited to those where a responsible party cannot be found and where reasonable efforts have been made to prevent the dumping. SEP monies will be used to pay for the direct cost of collecting and disposing of tires. All dollars contributed will be used solely for the direct cost of the project and no portion will be spent on administrative costs. The SEP will be done in accordance with all federal, state and local environmental laws and regulations.	2,576.00	2,576.00					
WQ	33652	City of Rogers	01/28/2008	1.00:1	12,600.00	2,520.00	0.00	10,080.00	10,080.00
	CLEAN UP	The Respondent shall establish and conduct an annual county wide used tire collection and recycling event in which used tires may be dropped off at a designated location by citizens at no cost to the public. The Respondent agrees to hold a minimum of three annual events within a three year period after the effective date of this Agreed Order. To conduct the event, the Respondent shall purchase equipment to demount and cut tires, and shall use a licensed hauler to remove and dispose of or recycle the tires.	10,080.00	10,080.00					
WQ	35194	Red River Redevelopment Authority	08/29/2008	1.00:1	11,880.00	0.00	5,940.00	5,940.00	5,940.00

* There are Multiple Respondent Names associated to this Case No.

Appendix 12: List of SEP's & SEP Projects - FY 2008

Single Program

	CLEAN UP		The Respondent shall contribute to the Third-Party Recipient pursuant to the agreement between the Third-Party Recipient and the TCEQ. Specifically, the contribution will be used to coordinate with city and/or county governmental officials regarding the clean up of sites where trash has been disposed of illegally. Eligible sites will be limited to those where a responsible party can not be identified and where there is no pre-existing obligation to clean up the site by the owner or the government. Additionally, reasonable efforts must have already been taken to prevent the dumping. SEP monies will be used to pay for the direct cost of collection and disposal of debris. All dollars contributed will be used solely for the direct cost of the project and no portion will be spent on administrative costs. The SEP will be done in accordance with all federal, state and local environmental laws and regulations.				5,940.00	5,940.00	
WQ	31542	DRENNAN DAY CUSTOM HOMES INC.	11/09/2007	1.00:1	16,000.00	3,200.00	6,400.00	6,400.00	6,400.00
	POLLUTION REDUCTION		The Respondent shall contribute the SEP amount to the Third-Party Recipient pursuant to the agreement between the Third-Party Recipient and the TCEQ. Specifically, Respondent shall contribute to RC&D for its Abandoned Tire Clean-Up project in Williamson County. The SEP contribution will be used to clean up sites in Williamson County where tires have been disposed of illegally. Eligible sites will be limited to those where a responsible party cannot be found and where reasonable efforts have been made to prevent the dumping.				6,400.00	6,400.00	
WQ	24509	City of La Coste	04/14/2008	1.00:1	8,120.00	0.00	0.00	8,120.00	8,120.00
	POLLUTION PREVENTION		Performing Party shall establish, operate and maintain water quality monitoring stations in streams, lakes, rivers, or other water bodies within one hundred miles of San Marcos, Texas. The stations will consist of ambient water quality monitoring instruments, meteorological instruments, and ancillary equipment. The primary objective of these new monitoring stations is to provide continuous monitoring of area water quality. The information collected will be non-regulatory, and will be used to monitor the quality and safety of Texas surface waters, and to assess the state of the environment with real-time or near real-time monitoring data. SEP monies will be used to pay for the instrumentation, installation, and maintenance and/or operation of the instrumentation, data validation, software license, and web server costs.				8,120.00	8,120.00	
WQ	24393	City of Dilley	07/03/2008	1.00:1	2,540.00	508.00	0.00	2,032.00	2,032.00
	CLEAN UP		Respondent shall contribute the SEP Amount to the Third-Party Recipient pursuant to the agreement between the Third-Party Recipient and the TCEQ. Specifically, the contribution will be to the Texas Association of Resource Conservation and Development Areas, Inc. (RC&D) and shall be used to clean up sites where tires have been disposed of illegally. Remaining SEP monies not completely spent on the Abandoned Tire Cleanup project in the City of Dilley may, in the alternative, be spent on an Unauthorized Trash Dump Cleanup, Wastewater Treatment Assistance, or other approved project within Frio County. Specifically, SEP monies will be used to pay for the labor and disposal costs associated with proper clean up and disposal of abandoned tires, clean up of unauthorized trash dumps, to assist to low-income residents with failing on site wastewater systems, to plug abandoned wells, or to conduct antifreeze recycling. Eligible cleanup up sites will be limited to those where a responsible party cannot be found and where reasonable efforts have been made to prevent the dumping.				2,032.00	2,032.00	
WQ	34180	Orange County Water Control and Improvement District No. 1	02/08/2008	1.00:1	4,500.00	900.00	0.00	3,600.00	3,600.00

* There are Multiple Respondent Names associated to this Case No.

Appendix 12: List of SEP's & SEP Projects - FY 2008

Single Program

	POLLUTION PREVENTION	The Respondent shall contribute to the Third-Party Recipient pursuant to the agreement between the Third-Party Recipient and the TCEQ. Specifically, the contribution will be used to provide low income rural homeowners with assistance to enable the repair or replacement of their failing on-site wastewater systems. SEP monies will be used to pay for the labor and materials costs related to repairing or replacing the failing systems. The recipients will not be charged for the cost of replacing or repairing the failing systems	3,600.00	3,600.00					
WQ	34744	City of the Colony	06/19/2008	1.00:1	51,000.00	0.00	0.00	51,000.00	51,000.00
	POLLUTION REDUCTION	The Respondent shall perform an erosion control project along the Heron Cove outfall area above Lake Lewisville in Denton County. The project will involve the use of a contractor to install a new headwall, energy dissipater, and grouted rock riprap to reduce the velocity of drainage downstream of the structure. Soil erosion in this area has been causing excessive sedimentation into Lake Lewisville.	51,000.00	51,000.00					
WQ	32428	City of Bartlett	10/04/2007	1.00:1	10,280.00	2,056.00	0.00	8,224.00	8,224.00
	POLLUTION PREVENTION	The Respondent shall hold a six-week event for the collection and recycling of waste tires, batteries, electronics, and other recyclable or reusable materials. In addition to accepting the items at a designated drop-off location, the Respondent shall pick items for citizens who have no other way of bringing the materials to the drop-off location. The event will be advertised in two local papers, and on utility bill mailings prior to the event. The Respondent shall ensure that the event: <ul style="list-style-type: none"> " offers to the public a convenient drop-off location; " offers to the public special pick-up for recyclable materials; " is organized and conducted by City employees and volunteers; " includes recycling of electronics; and " is advertised in: <ul style="list-style-type: none"> ¢ a newspaper of large circulation in the geographic area, ¢ utility bill mail-outs. <p>The Respondent shall collect, transport, dispose of or recycle the collected materials. SEP monies will be used for heavy equipment such as roll-off bins, trailers, overtime labor of employees, public announcement of the event, and disposal and recycling costs.</p>	8,224.00	8,224.00					
WQ	33117	City of Mexia	02/08/2008	1.00:1	26,688.00	5,337.00	0.00	21,351.00	21,351.00
	POLLUTION PREVENTION	The Respondent shall repair or replace failing, broken, or inadequately designed private sewer lines, access units, and clean-outs for approximately 20 low to moderate income residents in Limestone County. The failure of some of the existing lines has resulted in overflows of untreated sewage to the environment, causing unsanitary conditions and environmental concerns. The Respondent shall provide this service at no cost to the residents. The Respondent shall use the SEP Offset Amount only for the direct cost of implementing the project and no portion shall be spent on administrative costs. The Respondent shall use its own labor only on weekends or after-hours and will be reimbursed at an overtime rate. If the Respondent uses contract labor, it will be reimbursed at a regular hourly rate.	21,351.00	21,351.00					
WQ	32867	MeadWestvaco Texas, L.P.	11/19/2007	1.00:1	12,525.00	2,505.00	5,010.00	5,010.00	5,010.00
	POLLUTION PREVENTION	The Respondent shall contribute to the Third-Party Recipient pursuant to the agreement between the Third-Party Recipient and the TCEQ. Specifically, the contribution will be used to provide low income rural homeowners with assistance to enable the repair or replacement of their failing on-site wastewater systems. SEP monies will be used to pay for the labor and materials costs related to repairing or replacing the failing systems. The recipients will not be charged for the cost of replacing or repairing the failing systems. <p>The Respondent certifies that there is no prior commitment to do this project and that it is being performed solely in an effort to settle this enforcement action.</p>	5,010.00	5,010.00					
WQ	29277	Gulf Coast Trades Center	09/21/2007	1.00:1	6,985.00	1,397.00	0.00	5,588.00	5,588.00

* There are Multiple Respondent Names associated to this Case No.

Appendix 12: List of SEP's & SEP Projects - FY 2008

Single Program

ENVIRONMENTAL RESTORATION		<p>Endangered Species Habitat Restoration</p> <p>Respondent shall perform an endangered species habitat restoration project in the Sam Houston National Forest. The restoration project shall restore and enhance habitat areas for the endangered Red-Cockaded Woodpecker by completing mid-story growth control projects within the National Forest.</p> <p>The Red-Cockaded Woodpecker has been on the list of endangered species since 1973 due to destruction of habitable areas (known as "clusters") that it needs for food and shelter, from cutting of mature pinewood timber stands. The Red-Cockaded Woodpecker prefers mid- to large-size stands of live mature pine trees of a 10" diameter or larger, with limited understory growth within a 200 foot radius of its nesting area, and a surrounding foraging area of approximately one-half mile of mature pine.</p> <p>To provide a habitat for this endangered species, Respondent shall remove undesirable understory growth as described above, during periods that would not disturb the birds during nesting season. (Nesting season is from March through June of each year).</p> <p>Respondent shall coordinate participation of at-risk youth from the Gulf Coast Trade Center to perform the habitat restoration. The youth will learn about the dangers and consequences of loss of habitat of the species, as well as the environmental benefits accrued from performing the restoration. The youths will additionally receive certificates of achievement for their participation in the project. The restored areas will be a part of an educational program for visitors to the National Forest.</p> <p>Respondent shall use SEP funds to pay for tools to conduct the clearing, for travel costs to and from the work site, and for other direct costs necessary to perform the SEP.</p>					5,088.00	5,088.00	
POLLUTION REDUCTION		<p>Illegal Trash Dump Clean Up</p> <p>Respondent shall perform an illegal trash dump clean up within the Sam Houston National Forest. Areas of the Forest have become the site for sporadic dumping of solid wastes. Respondent shall coordinate participation of at-risk youth from the Gulf Coast Trade Center to perform the clean-ups. The youth will learn about the dangers and consequences of illegal dumping, as well as the environmental benefits accrued from performing the clean ups. The youths will additionally receive certificates of achievement for their participation in the project.</p> <p>Respondent shall use SEP funds to pay for tools to conduct the clearing, for travel costs to and from the work site, disposal of collected wastes, and for other direct costs of the SEP.</p>					500.00	500.00	
WQ	34515	Austin Equipment Company, LC	03/08/2008	1.00:1	3,410.00	682.00	1,364.00	1,364.00	1,364.00
CLEAN UP		<p>The Respondent shall contribute to the Third-Party Recipient pursuant to the agreement between the Third-Party Recipient and the TCEQ. Specifically, the contribution will be used to coordinate with city and/or county governmental officials regarding the clean up of sites where trash has been disposed of illegally. Eligible sites will be limited to those where a responsible party can not be identified and where there is no pre-existing obligation to clean up the site by the owner or the government. Additionally, reasonable efforts must have already been taken to prevent the dumping. SEP monies will be used to pay for the direct cost of collection and disposal of debris. All dollars contributed will be used solely for the direct cost of the project and no portion will be spent on administrative costs. The SEP will be done in accordance with all federal, state and local environmental laws and regulations.</p>					1,364.00	1,364.00	
WQ	34693	City of Runaway Bay	06/05/2008	1.00:1	9,675.00	1,935.00	0.00	7,740.00	7,740.00

* There are Multiple Respondent Names associated to this Case No.

Appendix 12: List of SEP's & SEP Projects - FY 2008

Single Program

	CLEAN UP	The Respondent shall perform cleanup of illegal dumpsites in Wise County. The Respondent shall use SEP monies to pay for the labor and disposal costs associated with proper clean up and disposal or recycling of materials from unauthorized trash dumps, including abandoned tires, used motor oil, oil filters, and other wastes. Eligible clean up sites will be limited to those where a responsible party cannot be found and where reasonable efforts have been made to prevent the dumping. The Respondent shall attempt to prevent future dumping at publicly-accessible sites by posting no dumping signs at those locations.	7,740.00	7,740.00					
WQ	33185	City of Morgan's Point	01/28/2008	1.00:1	7,955.00	1,591.00	0.00	6,364.00	6,364.00
	ENVIRONMENTAL ENHANCEMENT	The Respondent shall contribute to the Third-Party Recipient pursuant to the agreement between the Third-Party Recipient and the TCEQ. Specifically, the contribution will be used to pay for the labor and materials costs associated with conducting prescribed burns, removing non-native trees, and for planting native trees and plants. The Respondent certifies that there is no prior commitment to do this project and that it is being performed solely in an effort to settle this enforcement action.	6,364.00	6,364.00					
WQ	34924	City of Hemphill	05/22/2008	1.00:1	5,550.00	1,110.00	0.00	4,440.00	4,440.00
	POLLUTION PREVENTION	The Respondent shall contribute to the Third-Party Recipient pursuant to the agreement between the Third-Party Recipient and the TCEQ. Specifically, the contribution will be used to provide low income rural homeowners with assistance to enable the repair or replacement of their failing on-site wastewater systems. SEP monies will be used to pay for the labor and materials costs related to repairing or replacing the failing systems. The recipients will not be charged for the cost of replacing or repairing the failing systems. The Respondent certifies that there is no prior commitment to do this project and that it is being performed solely in an effort to settle this enforcement action.	4,440.00	4,440.00					
WQ	34730	Sterling Chemicals, Inc.	06/05/2008	1.00:1	7,875.00	1,575.00	3,150.00	3,150.00	3,150.00
	CLEAN UP	The Respondent will contribute to Galveston Bay Foundation "Marsh Mania" in Galveston County. The contribution will be used in accordance with the Supplemental Environmental Project Agreement between the Galveston Bay Foundation and the Texas Commission on Environmental Quality. SEP monies will be used to restore shoreline elevations, growing plants for shoreline restoration, and planting new habitat. Historic subsidence and erosion have resulted in shoreline elevations which are too low to support vegetation. This project will seek to raise elevations by scraping and terracing. Scraping involves the use of earthmoving equipment to grade an eroded, bluff-like shoreline so that it slopes gradually towards the water resulting in the ability of plant growth. Terracing uses earthmoving equipment to create small levees by burrowing and stacking sediment in shallow water. The high elevation can then be planted with emergent vegetation. SEP monies will be used to pay for the direct costs of the implementation of the project, including material, equipment, and labor costs.	3,150.00	3,150.00					
WQ	33746	City of Plano	07/21/2008	1.00:1	27,000.00	0.00	0.00	27,000.00	27,000.00
	POLLUTION PREVENTION	The Respondent shall contribute to the Third-Party Recipient pursuant to the agreement between the Third-Party Recipient and the TCEQ. Specifically, the contribution will be used to provide low income rural homeowners with assistance to enable the repair or replacement of their failing on-site wastewater systems. SEP monies will be used to pay for the labor and materials costs related to repairing or replacing the failing systems. The recipients will not be charged for the cost of replacing or repairing the failing systems	27,000.00	27,000.00					
WQ	34159	Chusei (U.S.A.), Inc.	02/08/2008	1.00:1	7,750.00	1,550.00	3,100.00	3,100.00	3,100.00

* There are Multiple Respondent Names associated to this Case No.

Appendix 12: List of SEP's & SEP Projects - FY 2008

Single Program

	CLEAN UP		The Respondent will contribute to Galveston Bay Foundation "Marsh Mania" in Harris County. The contribution will be used in accordance with the Supplemental Environmental Project Agreement between the Galveston Bay Foundation and the Texas Commission on Environmental Quality. SEP monies will be used to restore shoreline elevations, growing plants for shoreline restoration, and planting new habitat. Historic subsidence and erosion have resulted in shoreline elevations which are too low to support vegetation. This project will seek to raise elevations by scraping and terracing. Scraping involves the use of earthmoving equipment to grade an eroded, bluff-like shoreline so that it slopes gradually towards the water resulting in the ability of plant growth. Terracing uses earthmoving equipment to create small levees by burrowing and stacking sediment in shallow water. The high elevation can then be planted with emergent vegetation. SEP monies will be used to pay for the direct costs of the implementation of the project, including material, equipment, and labor costs.				3,100.00	3,100.00	
WQ	25481	Presbyterian Mo-Ranch Assembly	11/19/2007	1.00:1	5,100.00	1,020.00	0.00	4,080.00	4,080.00
	POLLUTION PREVENTION		The Respondent shall contribute to the Third-Party Recipient pursuant to the agreement between the Third-Party Recipient and the TCEQ. Specifically, the contribution will be used to provide low income rural homeowners with assistance to enable the repair or replacement of their failing on-site wastewater systems. SEP monies will be used to pay for the labor and materials costs related to repairing or replacing the failing systems. The recipients will not be charged for the cost of replacing or repairing the failing systems.				4,080.00	4,080.00	
WQ	26202	City of Crockett	04/03/2008	1.00:1	7,865.00	0.00	0.00	7,865.00	7,865.00
	POLLUTION REDUCTION		The Respondent shall perform an erosion control project on approximately 1500 feet of Town Branch Creek between Bell Avenue and a point 100 feet north of Dallas Street in the City of Crockett. The Respondent shall remove and properly dispose of dead trees and debris, including cement blocks that have fallen into the creek from an old abandoned cotton gin. Additionally, the Respondent shall securely plant native grasses along the stream bank and encourage vegetation to prevent bank erosion. The Respondent shall perform this project in accordance with all federal, state and local environmental laws and regulations. The Respondent shall use the SEP Offset Amount only for the direct cost of implementing the project and no portion shall be spent on administrative costs. To the extent it can be documented, City of Crockett will receive credit for the overtime hours its employees and equipment are used in implementing the SEP. City of Crockett will also not receive credit for gratuities and/or inducements for volunteers.				7,865.00	7,865.00	
WQ	34797	City of Angleton	04/14/2008	1.00:1	11,250.00	2,250.00	0.00	9,000.00	9,000.00

* There are Multiple Respondent Names associated to this Case No.

Appendix 12: List of SEP's & SEP Projects - FY 2008

Single Program

	POLLUTION REDUCTION	The Respondent will contribute to Houston-Galveston AERCO's Clean Cities/Clean Vehicles Program in Brazoria County. The contribution will be used in accordance with the Supplemental Environmental Project Agreement between the Houston-Galveston AERCO and the Texas Commission on Environmental Quality. SEP monies will be used to aid local school districts and area transit agencies in reaching local match requirements mandated by the Federal Highway Administration's ("FHWA") Congestion Mitigation/Air Quality funding program. SEP monies will be disbursed to school districts and transit agencies in need of funding assistance in the Houston-Galveston non-attainment area. Those SEP monies will be used exclusively by the school districts and transit agencies as supplements to meet the local match requirements of the EPA. SEP monies will be used to pay for the cost of replacing older diesel buses with alternative fueled or clean diesel buses. The old buses will be permanently retired and only sold for scrap. The schools and transit agencies will also use the SEP monies to retrofit more buses to reduce emissions. Houston-Galveston AERCO will send the TCEQ verification in the form of paid invoices and other documentation to show that the retrofits were completed. Retrofit technologies include particulate matter traps, diesel particulate matter filters, NOx reduction catalyst technology in combination with diesel particulate filters, and other emission control technologies that are developed and approved by EPA or the California Air Resources Board.	9,000.00	9,000.00					
WQ	34726	City of Pottsboro	07/21/2008	1.00:1	194,725.00	73,828.00	0.00	120,897.00	120,897.00
	POLLUTION REDUCTION	Respondent shall conduct erosion control and creek cleanup projects in two creeks that discharge to Lake Texoma in Grayson County. Respondent shall conduct the work on portions of the two creeks located at the 200 block of East FM 120 and the 500 block of East FM 120. The project will involve using contract labor to install gabion baskets and perform creek cleanup activities. All portions of the project will be performed in accordance with all federal, state and local laws and regulations. Respondent shall use the SEP Offset Amount only for the direct cost of implementing the project and no portion shall be spent on administrative costs.	120,897.00	120,897.00					
WQ	34434	BAE Systems Tactical Vehicle Systems LP	06/05/2008	1.00:1	28,244.00	5,648.00	11,298.00	11,298.00	11,298.00
	POLLUTION PREVENTION	The Respondent shall contribute to the Third-Party Recipient pursuant to the agreement between the Third-Party Recipient and the TCEQ. Specifically, the contribution will be used to provide low income rural homeowners with assistance to enable the repair or replacement of their failing on-site wastewater systems. SEP monies will be used to pay for the labor and materials costs related to repairing or replacing the failing systems. The recipients will not be charged for the cost of replacing or repairing the failing systems. The Respondent certifies that there is no prior commitment to do this project and that it is being performed solely in an effort to settle this enforcement action.	11,298.00	11,298.00					
WQ	33460	Texas Department of Criminal Justice	01/12/2008	1.00:1	3,660.00	732.00	0.00	2,928.00	2,928.00
	CLEAN UP	The Respondent shall contribute to the Third-Party Recipient pursuant to the agreement between the Third-Party Recipient and the TCEQ. Specifically, the contribution will be used to clean-up sites where tires have been disposed of illegally. Eligible sites will be limited to those where a responsible party cannot be found and where reasonable efforts have been made to prevent the dumping. SEP monies will be used to pay for the direct cost of collecting and disposing of tires. All dollars contributed will be used solely for the direct cost of the project and no portion will be spent on administrative costs. The SEP will be done in accordance with all federal, state and local environmental laws and regulations. The Respondent certifies that there is no prior commitment to do this project and that it is being performed solely in an effort to settle this enforcement action.	2,928.00	2,928.00					
WQ	32879	City of Rockdale	11/19/2007	1.00:1	7,100.00	0.00	0.00	7,100.00	7,100.00

* There are Multiple Respondent Names associated to this Case No.

Appendix 12: List of SEP's & SEP Projects - FY 2008

Single Program

	CLEAN UP		The Respondent shall hold a one-day city-wide used tire collection clean up event and shall recycle reusable tires. The Respondent shall ensure that the final transport and disposal or recycling of tires will be conducted by a certified contractor. The Respondent shall post NO DUMPING signs in publicly owned areas within the City limits that experience chronic tire dumping.				7,100.00	7,100.00	
WQ	24906	City of Kerens	08/15/2008	1.00:1	3,300.00	660.00	0.00	2,640.00	2,640.00
	POLLUTION PREVENTION		Respondent shall hold a one-day event for the collection, recycling, or disposal of tires, batteries, electronics, and lawn clippings. Respondent shall offer to the public a designated drop-off location where the public can drop off wastes for disposal and recycling at no cost to the citizens. The event will be advertised in a local newspaper to ensure public awareness of the event. Respondent shall ensure that the event: " is advertised to the public; " occurs on at least one weekend day during daylight hours; " offers to the public a convenient drop-off location; and " includes recycling of electronics and vegetative debris					2,640.00	2,640.00
	POLLUTION PREVENTION		This case was originally proposed to be combined with Docket 2004-0623-MWD-E; however, they were not combined so the SEP was withdrawn on this case.					0.00	0.00
WQ	33131	City of Stockdale	02/18/2008	1.00:1	8,060.00	1,612.00	0.00	6,448.00	6,448.00
	CLEAN UP		The Respondent shall contribute to the Third-Party Recipient pursuant to the agreement between the Third-Party Recipient and the TCEQ. Specifically, the contribution will be used to clean-up sites where tires have been disposed of illegally. Eligible sites will be limited to those where a responsible party cannot be found and where reasonable efforts have been made to prevent the dumping. SEP monies will be used to pay for the direct cost of collecting and disposing of tires. All dollars contributed will be used solely for the direct cost of the project and no portion will be spent on administrative costs. The SEP will be done in accordance with all federal, state and local environmental laws and regulations.					6,448.00	6,448.00
WQ	33288	Young Men's Christian Association of The Greater Houston Area	12/20/2007	1.00:1	7,700.00	1,540.00	0.00	6,160.00	6,160.00
	POLLUTION PREVENTION		The Respondent shall contribute to the Third-Party Recipient pursuant to the agreement between the Third-Party Recipient and the TCEQ. Specifically, the contribution will be used to provide low income rural homeowners with assistance to enable the repair or replacement of their failing on-site wastewater systems. SEP monies will be used to pay for the labor and materials costs related to repairing or replacing the failing systems. The recipients will not be charged for the cost of replacing or repairing the failing systems. The Respondent certifies that there is no prior commitment to do this project and that it is being performed solely in an effort to settle this enforcement action.					6,160.00	6,160.00
WQ	32578	City of Commerce	10/04/2007	1.00:1	7,450.00	0.00	0.00	7,450.00	7,450.00
	CLEAN UP		The Respondent shall establish a citizen scrap tire disposal and processing facility where citizens may dispose of used tires and shall hold a one-day county-wide used tire collection event at no cost to the residents. The Respondent shall offer a drop off site on City property where it will collect, dismount, cut, and properly dispose of tires dropped off by citizens from any portion of Hunt County. The Respondent shall advertise the event in a newspaper to ensure public participation. SEP funds will be used for heavy equipment such as use of a dump truck, box blade tractor, for purchase of a Model 9100 Tire Cutter (estimated costs of \$4,900), a Model 4501 Tire Changer (estimated cost of \$3,549), and other direct costs of performance such as fuel and disposal costs. The Respondent agrees to continue to use the tire cutter and changer for performing tire disposal operations for at least three years from the date of the Agreed Order.					7,450.00	7,450.00

* There are Multiple Respondent Names associated to this Case No.

Appendix 12: List of SEP's & SEP Projects - FY 2008

Single Program

WQ	25342	Peaster Independent School District Public Facility Corporation	09/21/2007	1.00:1	9,870.00	1,974.00	0.00	7,896.00	7,896.00
		POLLUTION REDUCTION	Respondent shall contribute the SEP Amount to the Third-Party Recipient pursuant to the Supplemental Environmental Project Agreement between the Texas Association of Resource Conservation and Development Areas, Inc. and the Texas Commission on Environmental Quality. Specifically, the contribution will be used to cover the direct cost of the project to provide low-income rural homeowners with failing on-site wastewater treatment systems assistance to enable repair or replacement of their failing systems. All dollars contributed will be used solely for the direct cost of the project and no portion will be spent on administrative costs. The SEP will be done in accordance with all federal, state and local environmental laws and regulations.					7,896.00	7,896.00
WQ	24899	City of Collinsville	02/08/2008	1.00:1	3,820.00	764.00	0.00	3,056.00	3,056.00
		ENVIRONMENTAL RESTORATION	The Respondent shall extend first-time sewer service to one low-income household in a rural area that is currently utilizing an older on-site septic system. The septic system is located at 26360 FM 902 in Collinsville. The Respondent agrees to properly decommission (remove or backfill) the existing septic tank at no cost to the owner.					3,056.00	3,056.00
WQ	33283	City of Cleveland	11/09/2007	1.00:1	1,287.00	257.00	0.00	1,030.00	1,030.00
		POLLUTION PREVENTION	The Respondent shall contribute to the Third-Party Recipient pursuant to the agreement between the Third-Party Recipient and the TCEQ. Specifically, the contribution will be used to provide low income rural homeowners with assistance to enable the repair or replacement of their failing on-site wastewater systems. SEP monies will be used to pay for the labor and materials costs related to repairing or replacing the failing systems. The recipients will not be charged for the cost of replacing or repairing the failing systems. The Respondent certifies that there is no prior commitment to do this project and that it is being performed solely in an effort to settle this enforcement action.					1,030.00	1,030.00
WQ	34617	City of San Augustine	08/15/2008	1.00:1	5,200.00	1,040.00	0.00	4,160.00	4,160.00
		POLLUTION PREVENTION	The Respondent shall contribute to the Third-Party Recipient pursuant to the agreement between the Third-Party Recipient and the TCEQ. Specifically, the Third-Party Recipient shall repair or replace failing water systems or on-site wastewater systems for low income homeowners. The Third-Party Recipient shall use SEP funds to pay for the labor and materials costs related to repairing or replacing the failing systems. The recipients will not be charged for the cost of replacing or repairing the failing systems. The Third-Party recipient shall use a consistent and documented system for determining eligible participants.					4,160.00	4,160.00
WQ	32576	City of Teague	10/25/2007	1.00:1	8,280.00	1,656.00	0.00	6,624.00	6,624.00
		CLEAN UP	The Respondent shall contribute the SEP Amount to the Third-Party Recipient pursuant to the agreement between the Third-Party Recipient and the TCEQ. Specifically, the contribution will be used to provide local residents with a means of properly disposing household hazardous wastes such as paint, thinners, pesticides, oil and gas, corrosive cleaners, and fertilizers in one day collection events. SEP monies will be used to pay for the associated labor, materials, and disposal costs. Citizens will not be charged disposal fees. The project is administered in accordance with TCEQ guidance on household hazardous waste and in compliance with federal, state, and local environmental laws and regulations. All dollars contributed will be used solely for the direct cost of the project and no portion will be spent on administrative costs.					6,624.00	6,624.00
WQ	34404	Smith County MUD 1	04/14/2008	1.00:1	13,275.00	2,655.00	0.00	10,620.00	10,620.00

* There are Multiple Respondent Names associated to this Case No.

Appendix 12: List of SEP's & SEP Projects - FY 2008

Single Program

	ENVIRONMENTAL ENHANCEMENT	The Respondent will contribute to Tyler Audubon Society Habitat Improvement for its habitat improvement on Langley Island on Lake Tyler. The contribution will be used in accordance with the Supplemental Environmental Project Agreement between the Audubon Society and the Texas Commission on Environmental Quality. Specifically, the contribution will be used for transportation via boat to the island, for purchase of hand tools for clearing undergrowth and unwanted trees, and for needed signs to mark trails and post rules for island usage.	10,620.00	10,620.00					
WQ	35087	City of Houston	08/29/2008	1.00:1	7,250.00	1,450.00	0.00	5,800.00	5,800.00
	ENVIRONMENTAL RESTORATION	The Respondent shall contribute to the Third-Party Recipient pursuant to the agreement between the Third-Party Recipient and the TCEQ. Specifically, the contribution will be used to pay for the labor and materials costs associated with conducting prescribed burns, removing non-native trees, and for planting native trees and plants.	5,800.00	5,800.00					
WQ	34826	City of Azle	08/29/2008	1.00:1	25,920.00	0.00	0.00	25,920.00	25,920.00
	POLLUTION PREVENTION	Respondent shall hold a collection event to collect, properly dispose, or recycle household hazardous waste (HHW) and non-hazardous materials. Respondent shall offer drop off locations for HHW and other items at no cost to the public. The collection event will include collection and proper disposal or recycling of used paint, acids, cleaners, pesticides, herbicides, oil, oil filters, batteries, and antifreeze. Respondent shall also collect and properly dispose of or recycle non-hazardous materials such as tires, brush, concrete, logs, furniture, and other large bulky items.	25,920.00	25,920.00					
WQ	34405	Victoria County Wcid 1	04/03/2008	1.00:1	8,280.00	1,656.00	0.00	6,624.00	6,624.00
	CLEAN UP	The Respondent shall contribute to the Third-Party Recipient pursuant to the agreement between the Third-Party Recipient and the TCEQ. Specifically, the contribution will be used to coordinate with city and/or county governmental officials regarding the clean up of sites where trash has been disposed of illegally. Eligible sites will be limited to those where a responsible party can not be identified and where there is no pre-existing obligation to clean up the site by the owner or the government. Additionally, reasonable efforts must have already been taken to prevent the dumping. SEP monies will be used to pay for the direct cost of collection and disposal of debris. All dollars contributed will be used solely for the direct cost of the project and no portion will be spent on administrative costs. The SEP will be done in accordance with all federal, state and local environmental laws and regulations.	6,624.00	6,624.00					
WQ	33497	Southwestern Public Service Company	01/12/2008	1.00:1	4,320.00	864.00	1,728.00	1,728.00	1,728.00
	CLEAN UP	The Respondent shall contribute to the Third-Party Recipient pursuant to the agreement between the Third-Party Recipient and the TCEQ. Specifically, the contribution will be used to coordinate with city and/or county governmental officials regarding the clean up of sites where trash has been disposed of illegally. Eligible sites will be limited to those where a responsible party can not be identified and where there is no pre-existing obligation to clean up the site by the owner or the government. Additionally, reasonable efforts must have already been taken to prevent the dumping. SEP monies will be used to pay for the direct cost of collection and disposal of debris. All dollars contributed will be used solely for the direct cost of the project and no portion will be spent on administrative costs. The SEP will be done in accordance with all federal, state and local environmental laws and regulations. The Respondent certifies that there is no prior commitment to do this project and that it is being performed solely in an effort to settle this enforcement action.	1,728.00	1,728.00					
WQ	2875	City of Venus	02/18/2008	1.00:1	17,620.00	0.00	0.00	17,620.00	17,620.00

* There are Multiple Respondent Names associated to this Case No.

Appendix 12: List of SEP's & SEP Projects - FY 2008

Single Program

	CLEAN UP	Respondent shall contribute the SEP Amount to the Third-Party Recipient pursuant to the agreement between the Third-Party Recipient and the TCEQ. Specifically, the Respondent shall contribute to the Texas Association of Resource Conservation & Development ("RC&D") for the Household Hazardous Waste Collection program, to be conducted within the geographic watershed of Johnson County. During the event, residents shall be allowed to bring household hazardous waste to the collection site for proper disposal. Specifically, SEP monies will pay for the labor and disposal costs associated with properly disposing of paint, thinners, pesticides, oil and gas, corrosive cleaners, and fertilizers. Citizens will not be charged disposal fees. The project will be administered in accordance with TCEQ guidance on household hazardous waste and in compliance with federal, state, and local environmental laws and regulations.	17,620.00	17,620.00					
WQ	34171	Houston Marine Services, Inc.	02/08/2008	1.00:1	3,960.00	792.00	1,584.00	1,584.00	1,584.00
	CLEAN UP	The Respondent will contribute to Gulf Coast Waste Disposal Authority ("GCWDA") for its River, Lakes, Bays 'N Bayous Trash Bash in Harris County. The contribution will be used in accordance with the Supplemental Environmental Project Agreement between the GCWDA and the Texas Commission on Environmental Quality. Specifically, the contribution will be used to pay for materials, supplies, disposal costs, and transportation costs directly associated with the cleanup of trash and pollutants from the Galveston Bay and the San Jacinto watershed.	1,584.00	1,584.00					
WQ	34939	ExxonMobil Oil Corporation	06/19/2008	1.00:1	5,740.00	1,148.00	2,296.00	2,296.00	2,296.00
	POLLUTION REDUCTION	The Respondent shall contribute to the Third-Party Recipient pursuant to the agreement between the Third-Party Recipient and the TCEQ. Specifically, the contribution will be used to aid local school districts, area transit agencies, and local governments in need of funding assistance to pay for the cost of the following activities to reduce emissions: 1) replacing older diesel buses with alternative fuelled or clean diesel buses; or 2) retrofitting older diesel buses with new, cleaner technology. The funds will be disbursed on a needs-rated basis, using non-attainment area status, condition of buses, and economic status of the recipient as possible rating factors if competition for the funds exists. To maximize funds, retrofitting will take priority over replacement of buses. Older buses deemed not suitable for retrofitting will be permanently retired and sold only for scrap. Acceptable retrofit technologies include particulate matter traps, diesel particulate matter filters, nitrogen oxides (NOx) reduction catalyst technology in combination with diesel particulate filters, and other emission control technologies that are developed and approved by the United States Environmental Protection Agency ("EPA") or the California Air Resources Board.	2,296.00	2,296.00					
WQ	34675	Rayburn Country Municipal Utility District	04/14/2008	1.00:1	4,410.00	882.00	0.00	3,528.00	3,528.00
	POLLUTION PREVENTION	The Respondent shall contribute to the Third-Party Recipient pursuant to the agreement between the Third-Party Recipient and the TCEQ. Specifically, the contribution will be used to provide low income rural homeowners with assistance to enable the repair or replacement of their failing on-site wastewater systems. SEP monies will be used to pay for the labor and materials costs related to repairing or replacing the failing systems. The recipients will not be charged for the cost of replacing or repairing the failing systems.	3,528.00	3,528.00					
WQ	11900	City of Elsa	01/12/2008	1.00:1	16,385.00	0.00	0.00	16,385.00	16,385.00

* There are Multiple Respondent Names associated to this Case No.

Appendix 12: List of SEP's & SEP Projects - FY 2008

Single Program

	CLEAN UP	The Respondent shall contribute the SEP Amount to the Third-Party Recipient pursuant to the agreement between the Third-Party Recipient and the TCEQ. Specifically, the contribution will be used in the Texas Association of Resource Conservation and Development Areas, Inc. - Abandoned Tire Clean-Up Project which provides the coordinated clean-up of sites where tires have been disposed of illegally. Eligible sites will be limited to areas where a responsible party can not be identified and where there is no preexisting obligation to clean up the site by the owner of the property and where reasonable efforts have been or will be made to prevent the dumping. The contribution will be used for the direct cost of collection and disposal of debris and tires. The contribution from this agreement will be used to fund several clean up events which have an estimated cost of \$2,500 per event	16,385.00	16,385.00					
WQ	32721	Velta Homes, Inc.	11/09/2007	1.00:1	2,000.00	400.00	800.00	800.00	800.00
	POLLUTION PREVENTION	The Respondent shall contribute to the Third-Party Recipient pursuant to the agreement between the Third-Party Recipient and the TCEQ. Specifically, the contribution will be used to provide low income rural homeowners with assistance to enable the repair or replacement of their failing on-site wastewater systems. SEP monies will be used to pay for the labor and materials costs related to repairing or replacing the failing systems. The recipients will not be charged for the cost of replacing or repairing the failing systems. The Respondent certifies that there is no prior commitment to do this project and that it is being performed solely in an effort to settle this enforcement action.					800.00	800.00	
WQ	26554	City of Gustine	07/03/2008	1.00:1	10,575.00	2,115.00	0.00	8,460.00	8,460.00
	CLEAN UP	The Respondent shall contribute to the Third-Party Recipient pursuant to the agreement between the Third-Party Recipient and the TCEQ. Specifically, the contribution will be used to coordinate with city and/or county governmental officials regarding the clean up of sites where trash has been disposed of illegally. Eligible sites will be limited to those where a responsible party can not be identified and where there is no pre-existing obligation to clean up the site by the owner or the government. Additionally, reasonable efforts must have already been taken to prevent the dumping. SEP monies will be used to pay for the direct cost of collection and disposal of debris. All dollars contributed will be used solely for the direct cost of the project and no portion will be spent on administrative costs. The SEP will be done in accordance with all federal, state and local environmental laws and regulations.					8,460.00	8,460.00	
WQ	34658	Upper Trinity Regional Water District	06/05/2008	1.00:1	3,400.00	680.00	0.00	2,720.00	2,720.00
	CLEAN UP	The Respondent shall hold a one-day household hazardous waste collection event at no cost to citizens in Denton County. The event shall include collection and proper disposal of cleaning products, paint thinners, petroleum products, and lawn fertilizers. The Respondent shall ensure that the event: " occurs on a weekend during daylight hours; " offers to the public a convenient drop-off location; and " is advertised to the public to ensure participation in the event The event will involve a staging area where Respondent's employees or contractors shall collect, sort, and properly seal the wastes for transport by a licensed transporter. SEP monies will be used for heavy equipment including roll-off bins, trailers, overtime labor of employees, public announcement of the event, disposal fees, and other approved costs.					2,720.00	2,720.00	
WQ	32862	City of Mertens	11/09/2007	1.00:1	5,100.00	1,020.00	0.00	4,080.00	4,080.00

* There are Multiple Respondent Names associated to this Case No.

Appendix 12: List of SEP's & SEP Projects - FY 2008

Single Program

	CLEAN UP	The Respondent shall contribute to the Third-Party Recipient pursuant to the agreement between the Third-Party Recipient and the TCEQ. Specifically, the contribution will be used to clean-up sites where tires have been disposed of illegally. Eligible sites will be limited to those where a responsible party cannot be found and where reasonable efforts have been made to prevent the dumping. SEP monies will be used to pay for the direct cost of collecting and disposing of tires. All dollars contributed will be used solely for the direct cost of the project and no portion will be spent on administrative costs. The SEP will be done in accordance with all federal, state and local environmental laws and regulations.	4,080.00	4,080.00					
WQ	14968	City of Kerens	09/21/2007	1.00:1	5,520.00	0.00	0.00	5,520.00	5,520.00
	POLLUTION REDUCTION	Respondent shall hold a one-day event for the collection, recycling, or disposal of tires, batteries, electronics, and lawn clippings. Respondent shall offer to the public a designated drop-off location where the public can drop off wastes for disposal and recycling at no cost to the citizens. The event will be advertised in two local papers (The Kerens Tribune and the Corsican Daily Sun), on local radio stations, on the internet, and in utility bill mailings. Respondent shall ensure that the event: " occurs on at least one weekend day during daylight hours; " offers to the public a convenient drop-off location; " is organized and conducted by City employees and volunteers; " includes recycling of electronics and vegetative debris; and " is advertised in: ¢ at least one newspaper of large circulation in the geographic area, ¢ the internet, ¢ radio, and ¢ utility bill mail-outs. Respondent shall collect, transport, dispose of or recycle the collected materials. SEP monies will be used for heavy equipment such as roll-off bins, trailers, overtime labor of employees, public announcement of the event, and disposal and recycling costs.	5,520.00	5,520.00					
WQ	32114	City of Big Lake	11/09/2007	1.00:1	24,850.00	4,970.00	0.00	19,880.00	19,880.00
	POLLUTION PREVENTION	The Respondent shall contribute to the Third-Party Recipient pursuant to the agreement between the Third-Party Recipient and the TCEQ. Specifically, the contribution will be used to plug abandoned water wells where there is no responsible party that can be identified to plug the well. The Respondent certifies that there is no prior commitment to do this project and that it is being performed solely in an effort to settle this enforcement action.	19,880.00	19,880.00					
WQ	33459	ExxonMobil Oil Corporation	01/12/2008	1.00:1	2,880.00	576.00	1,152.00	1,152.00	1,152.00
	ENVIRONMENTAL RESTORATION	The Respondent shall contribute the SEP Amount to the Third-Party Recipient pursuant to the agreement between the Third-Party Recipient and the TCEQ. Specifically, the contribution will be used to remove non-native tallow trees from around the periphery of the Cattail Marsh artificial wetlands in Tyrrell Park. These invasive trees can seriously degrade both the ecological and recreational aspects of these portions of the park. Both mechanical removal and herbicides will be used to control the growth of tallow trees. The Respondent certifies that there is no prior commitment to do this project and that it is being performed solely in an effort to settle this enforcement action.	1,152.00	1,152.00					
WQ	34974	TOWN OF VAN HORN	05/22/2008	1.00:1	2,900.00	580.00	0.00	2,320.00	2,320.00

* There are Multiple Respondent Names associated to this Case No.

Appendix 12: List of SEP's & SEP Projects - FY 2008

Single Program

	CLEAN UP	The Respondent shall contribute to the Third-Party Recipient pursuant to the agreement between the Third-Party Recipient and the TCEQ. Specifically, the contribution will be used to clean-up sites where tires have been disposed of illegally. Eligible sites will be limited to those where a responsible party cannot be found and where reasonable efforts have been made to prevent the dumping. SEP monies will be used to pay for the direct cost of collecting and disposing of tires. All dollars contributed will be used solely for the direct cost of the project and no portion will be spent on administrative costs. The SEP will be done in accordance with all federal, state and local environmental laws and regulations.	2,320.00	2,320.00					
WQ	33659	City of Teague	01/28/2008	1.00:1	9,570.00	1,914.00	0.00	7,656.00	7,656.00
	CLEAN UP	The Respondent shall contribute the SEP Amount to the Third-Party Recipient pursuant to the agreement between the Third-Party Recipient and the TCEQ. Specifically, the contribution will be used to provide local residents with a means of properly disposing household hazardous wastes such as paint, thinners, pesticides, oil and gas, corrosive cleaners, and fertilizers in one day collection events. SEP monies will be used to pay for the associated labor, materials, and disposal costs. Citizens will not be charged disposal fees. The project is administered in accordance with TCEQ guidance on household hazardous waste and in compliance with federal, state, and local environmental laws and regulations. All dollars contributed will be used solely for the direct cost of the project and no portion will be spent on administrative costs.	7,656.00	7,656.00					
WQ	32845	Memorial Point Utility District	10/25/2007	1.00:1	3,340.00	668.00	0.00	2,672.00	2,672.00
	CLEAN UP	The Respondent shall contribute to the Third-Party Recipient pursuant to the agreement between the Third-Party Recipient and the TCEQ. Specifically, the contribution will be used to coordinate with city and/or county governmental officials regarding the clean up of sites where trash has been disposed of illegally. Eligible sites will be limited to those where a responsible party can not be identified and where there is no pre-existing obligation to clean up the site by the owner or the government. Additionally, reasonable efforts must have already been taken to prevent the dumping. SEP monies will be used to pay for the direct cost of collection and disposal of debris. All dollars contributed will be used solely for the direct cost of the project and no portion will be spent on administrative costs. The SEP will be done in accordance with all federal, state and local environmental laws and regulations.	2,672.00	2,672.00					
WQ	24717	City of Lorena	02/08/2008	1.00:1	10,800.00	2,160.00	0.00	8,640.00	8,640.00
	CLEAN UP	The Respondent shall partner with Keep McLennan County Beautiful to perform an electronics collection and recycling event in McLennan County. The Respondent shall ensure that the event: " occurs on a weekend during daylight hours; " offers to the public a convenient drop-off location; " is advertised in a newspaper of large circulation in the geographic area The Respondent shall participate with Keep McLennan County Beautiful to collect, transport, and recycle the collected electronic components. The SEP Offset related to this Order will be used for the direct cost of performance of the event and will not be used for administrative costs.	8,640.00	8,640.00					
WQ	32561	City of Holland	10/04/2007	1.00:1	10,044.00	2,008.00	0.00	8,036.00	8,036.00

* There are Multiple Respondent Names associated to this Case No.

Appendix 12: List of SEP's & SEP Projects - FY 2008

Single Program

	CLEAN UP	The Respondent shall contribute to the Third-Party Recipient pursuant to the agreement between the Third-Party Recipient and the TCEQ. Specifically, the contribution will be used to clean-up sites where tires have been disposed of illegally. Eligible sites will be limited to those where a responsible party cannot be found and where reasonable efforts have been made to prevent the dumping. SEP monies will be used to pay for the direct cost of collecting and disposing of tires. All dollars contributed will be used solely for the direct cost of the project and no portion will be spent on administrative costs. The SEP will be done in accordance with all federal, state and local environmental laws and regulations.	8,036.00	8,036.00					
	The Respondent certifies that there is no prior commitment to do this project and that it is being performed solely in an effort to settle this enforcement action.								
WQ	33048	City of Annona	10/25/2007	1.00:1	4,830.00	966.00	0.00	3,864.00	3,864.00
	CLEAN UP	The Respondent shall contribute to the Third-Party Recipient pursuant to the agreement between the Third-Party Recipient and the TCEQ. Specifically, the contribution will be used to coordinate with city and/or county governmental officials regarding the clean up of sites where trash has been disposed of illegally. Eligible sites will be limited to those where a responsible party can not be identified and where there is no pre-existing obligation to clean up the site by the owner or the government. Additionally, reasonable efforts must have already been taken to prevent the dumping. SEP monies will be used to pay for the direct cost of collection and disposal of debris. All dollars contributed will be used solely for the direct cost of the project and no portion will be spent on administrative costs. The SEP will be done in accordance with all federal, state and local environmental laws and regulations.	3,864.00	3,864.00					
WQ	31565	City of Shepherd	09/21/2007	1.00:1	3,840.00	768.00	0.00	3,072.00	3,072.00
	CLEAN UP	The Respondent shall contribute to the Third-Party Recipient pursuant to the agreement between the Third-Party Recipient and the TCEQ. Specifically, the contribution will be used to coordinate with city and/or county governmental officials regarding the clean up of sites where trash has been disposed of illegally. Eligible sites will be limited to those where a responsible party can not be identified and where there is no pre-existing obligation to clean up the site by the owner or the government. Additionally, reasonable efforts must have already been taken to prevent the dumping. SEP monies will be used to pay for the direct cost of collection and disposal of debris. All dollars contributed will be used solely for the direct cost of the project and no portion will be spent on administrative costs. The SEP will be done in accordance with all federal, state and local environmental laws and regulations.	3,072.00	3,072.00					
	The Respondent certifies that there is no prior commitment to do this project and that it is being performed solely in an effort to settle this enforcement action.								
WQ	34306	City of Waco *	04/28/2008	1.00:1	54,720.00	0.00	0.00	54,720.00	54,720.00
	POLLUTION PREVENTION	The Respondents shall contribute to the Third-Party Recipient pursuant to the agreement between the Third-Party Recipient and the TCEQ. Specifically, the contribution will be used to provide low income rural homeowners with assistance to enable the repair or replacement of their failing on-site wastewater systems. SEP monies will be used to pay for the labor and materials costs related to repairing or replacing the failing systems. The recipients will not be charged for the cost of replacing or repairing the failing systems.	54,720.00	54,720.00					
WQ	34881	City of Southside Place	05/22/2008	1.00:1	3,600.00	720.00	0.00	2,880.00	2,880.00
	POLLUTION PREVENTION	The Respondent shall contribute to the Third-Party Recipient pursuant to the agreement between the Third-Party Recipient and the TCEQ. Specifically, the contribution will be used to provide low income rural homeowners with assistance to enable the repair or replacement of their failing on-site wastewater systems. SEP monies will be used to pay for the labor and materials costs related to repairing or replacing the failing systems. The recipients will not be charged for the cost of replacing or repairing the failing systems.	2,880.00	2,880.00					

* There are Multiple Respondent Names associated to this Case No.

Appendix 12: List of SEP's & SEP Projects - FY 2008

Single Program

WQ	34526	Texas Department of Transportation	04/14/2008	1.00:1	6,200.00	1,240.00	0.00	4,960.00	4,960.00
		POLLUTION PREVENTION	The Respondent shall contribute to the Third-Party Recipient pursuant to the agreement between the Third-Party Recipient and the TCEQ. Specifically, the contribution will be used to provide low income rural homeowners with assistance to enable the repair or replacement of their failing on-site wastewater systems. SEP monies will be used to pay for the labor and materials costs related to repairing or replacing the failing systems. The recipients will not be charged for the cost of replacing or repairing the failing systems.					4,960.00	4,960.00
WQ	31089	City of Navasota	09/21/2007	1.00:1	8,700.00	0.00	0.00	8,700.00	8,700.00
		CLEAN UP	Respondent shall hold a city-wide illegal dump site clean up to remove illegally dumped tires, lumber, brush, and other debris from rights-of-way (R.O.W.) areas within the City limits and at one private property owned by a low-income homeowner. Respondent shall post A No Dumping@ signs on or near R.O.W. areas where dumping is occurring. The clean up will target a total of approximately 13 illegal dump sites. The Respondent shall recycle all tires collected in the clean up event. The SEP will be performed at no cost to the citizens and Respondent shall not collect reimbursement from the low-income homeowner for the cost of the property clean up.					8,700.00	8,700.00
WQ	34573	ELG Metals, Inc.	04/14/2008	1.00:1	5,670.00	1,134.00	2,268.00	2,268.00	2,268.00
		POLLUTION REDUCTION	The Respondent will contribute to Houston-Galveston AERCO's Clean Cities/Clean Vehicles Program in Harris County. The contribution will be used in accordance with the Supplemental Environmental Project Agreement between the Houston-Galveston AERCO and the Texas Commission on Environmental Quality. SEP monies will be used to aid local school districts and area transit agencies in reaching local match requirements mandated by the Federal Highway Administration's ("FHWA") Congestion Mitigation/Air Quality funding program. SEP monies will be disbursed to school districts and transit agencies in need of funding assistance in the Houston-Galveston non-attainment area. Those SEP monies will be used exclusively by the school districts and transit agencies as supplements to meet the local match requirements of the EPA. SEP monies will be used to pay for the cost of replacing older diesel buses with alternative fueled or clean diesel buses. The old buses will be permanently retired and only sold for scrap. The schools and transit agencies will also use the SEP monies to retrofit more buses to reduce emissions. Houston-Galveston AERCO will send the TCEQ verification in the form of paid invoices and other documentation to show that the retrofits were completed. Retrofit technologies include particulate matter traps, diesel particulate matter filters, NOx reduction catalyst technology in combination with diesel particulate filters, and other emission control technologies that are developed and approved by EPA or the California Air Resources Board.					2,268.00	2,268.00
WQ	25191	City of Miami	09/21/2007	1.00:1	12,100.00	2,420.00	0.00	9,680.00	9,680.00
		POLLUTION PREVENTION	The Respondent shall contribute to the Third-Party Recipient pursuant to the agreement between the Third-Party Recipient and the TCEQ. Specifically, the contribution will be used to provide low income rural homeowners with assistance to enable the repair or replacement of their failing on-site wastewater systems. SEP monies will be used to pay for the labor and materials costs related to repairing or replacing the failing systems. The recipients will not be charged for the cost of replacing or repairing the failing systems. The Respondent certifies that there is no prior commitment to do this project and that it is being performed solely in an effort to settle this enforcement action.					9,680.00	9,680.00
WQ	32610	Katy ISD	10/25/2007	1.00:1	3,140.00	628.00	0.00	2,512.00	2,512.00

* There are Multiple Respondent Names associated to this Case No.

Appendix 12: List of SEP's & SEP Projects - FY 2008

Single Program

	POLLUTION REDUCTION	The Respondent will contribute to Houston-Galveston AERCO's Clean Cities/Clean Vehicles Program in Harris County. The contribution will be used in accordance with the Supplemental Environmental Project Agreement between the Houston-Galveston AERCO and the Texas Commission on Environmental Quality. SEP monies will be used to aid local school districts and area transit agencies in reaching local match requirements mandated by the Federal Highway Administration's ("FHWA") Congestion Mitigation/Air Quality funding program. SEP monies will be disbursed to school districts and transit agencies in need of funding assistance in the Houston-Galveston non-attainment area. Those SEP monies will be used exclusively by the school districts and transit agencies as supplements to meet the local match requirements of the EPA. SEP monies will be used to pay for the cost of replacing older diesel buses with alternative fueled or clean diesel buses. The old buses will be permanently retired and only sold for scrap. The schools and transit agencies will also use the SEP monies to retrofit more buses to reduce emissions. Houston-Galveston AERCO will send the TCEQ verification in the form of paid invoices and other documentation to show that the retrofits were completed. Retrofit technologies include particulate matter traps, diesel particulate matter filters, NOx reduction catalyst technology in combination with diesel particulate filters, and other emission control technologies that are developed and approved by EPA or the California Air Resources Board.					2,512.00	2,512.00	
WQ	34885	SPX Corporation	05/22/2008	1.00:1	3,060.00	612.00	1,224.00	1,224.00	1,224.00
	CLEAN UP	The Respondent will contribute to Gulf Coast Waste Disposal Authority ("GCWDA") for its River, Lakes, Bays 'N Bayous Trash Bash in Harris County. The contribution will be used in accordance with the Supplemental Environmental Project Agreement between the GCWDA and the Texas Commission on Environmental Quality. Specifically, the contribution will be used to pay for materials, supplies, disposal costs, and transportation costs directly associated with the cleanup of trash and pollutants from the Galveston Bay and the San Jacinto watershed.						1,224.00	1,224.00
WQ	33503	Texas Department of Criminal Justice	01/12/2008	1.00:1	14,365.00	2,873.00	0.00	11,492.00	11,492.00
	CLEAN UP	The Respondent shall contribute to the Third-Party Recipient pursuant to the agreement between the Third-Party Recipient and the TCEQ. Specifically, the contribution will be used to clean-up sites where tires have been disposed of illegally. Eligible sites will be limited to those where a responsible party cannot be found and where reasonable efforts have been made to prevent the dumping. SEP monies will be used to pay for the direct cost of collecting and disposing of tires. All dollars contributed will be used solely for the direct cost of the project and no portion will be spent on administrative costs. The SEP will be done in accordance with all federal, state and local environmental laws and regulations. The Respondent certifies that there is no prior commitment to do this project and that it is being performed solely in an effort to settle this enforcement action.						11,492.00	11,492.00
WQ	32544	City of Kenedy	08/29/2008	1.00:1	29,400.00	0.00	0.00	29,400.00	29,400.00
	POLLUTION REDUCTION	The Respondent shall provide first-time sewer service for approximately three low-income individuals currently utilizing septic systems. The project shall include purchasing and installing standard dimensional riation (SDR) 35 polyvinyl chloride (PVC) sanitary sewer line, a manhole, and other materials as required to complete the work and make it fully operational, subcontractor and engineering costs. The City shall properly decommission and abandon the residents' old septic tanks.						29,400.00	29,400.00
WQ	35315	City of Fort Worth	07/21/2008	1.00:1	22,200.00	0.00	0.00	22,200.00	22,200.00

* There are Multiple Respondent Names associated to this Case No.

Appendix 12: List of SEP's & SEP Projects - FY 2008

Single Program

	CLEAN UP		The Respondent shall contribute to the Third-Party Recipient pursuant to the agreement between the Third-Party Recipient and the TCEQ. Specifically, the contribution will be used to cleanup rivers, lakes, and shorelines, by supplying project coordination, labor, supplies, and materials for cleanup events and by providing assistance with disposal fees for proper disposal of wastes collected at events. To maximize the event, cleanups will use volunteers for labor. All dollars contributed will be used solely for the direct cost of the project and no portion will be spent on administrative costs. The SEP will be done in accordance with all federal, state and local environmental laws and regulations.				22,200.00	22,200.00	
WQ	32700	City of Kemp	09/21/2007	1.00:1	12,530.00	2,506.00	0.00	10,024.00	10,024.00
	CLEAN UP		The Respondent shall contribute to the Third-Party Recipient pursuant to the agreement between the Third-Party Recipient and the TCEQ. Specifically, the contribution will be used to coordinate with city and/or county governmental officials regarding the clean up of sites where trash has been disposed of illegally. Eligible sites will be limited to those where a responsible party can not be identified and where there is no pre-existing obligation to clean up the site by the owner or the government. Additionally, reasonable efforts must have already been taken to prevent the dumping. SEP monies will be used to pay for the direct cost of collection and disposal of debris. All dollars contributed will be used solely for the direct cost of the project and no portion will be spent on administrative costs. The SEP will be done in accordance with all federal, state and local environmental laws and regulations. The Respondent certifies that there is no prior commitment to do this project and that it is being performed solely in an effort to settle this enforcement action.				10,024.00	10,024.00	
WQ	35132	City of Alba	06/19/2008	1.00:1	8,000.00	1,600.00	0.00	6,400.00	6,400.00
	CLEAN UP		The Respondent shall contribute to the Third-Party Recipient pursuant to the agreement between the Third-Party Recipient and the TCEQ. Specifically, the contribution will be used to coordinate with city and/or county governmental officials regarding the clean up of sites where trash has been disposed of illegally. Eligible sites will be limited to those where a responsible party can not be identified and where there is no pre-existing obligation to clean up the site by the owner or the government. Additionally, reasonable efforts must have already been taken to prevent the dumping. SEP monies will be used to pay for the direct cost of collection and disposal of debris. All dollars contributed will be used solely for the direct cost of the project and no portion will be spent on administrative costs. The SEP will be done in accordance with all federal, state and local environmental laws and regulations.				6,400.00	6,400.00	
WQ	34848	City of Rising Star	06/19/2008	1.00:1	2,700.00	540.00	0.00	2,160.00	2,160.00
	CLEAN UP		The Respondent shall contribute to the Third-Party Recipient pursuant to the agreement between the Third-Party Recipient and the TCEQ. Specifically, the contribution will be used to coordinate with city and/or county governmental officials regarding the clean up of sites where trash has been disposed of illegally. Eligible sites will be limited to those where a responsible party can not be identified and where there is no pre-existing obligation to clean up the site by the owner or the government. Additionally, reasonable efforts must have already been taken to prevent the dumping. SEP monies will be used to pay for the direct cost of collection and disposal of debris. All dollars contributed will be used solely for the direct cost of the project and no portion will be spent on administrative costs. The SEP will be done in accordance with all federal, state and local environmental laws and regulations.				2,160.00	2,160.00	
WQ	35154	City of Bells	08/29/2008	1.00:1	13,750.00	2,750.00	0.00	11,000.00	11,000.00

* There are Multiple Respondent Names associated to this Case No.

Appendix 12: List of SEP's & SEP Projects - FY 2008

Single Program

	POLLUTION PREVENTION	The Respondent shall contribute to the Third-Party Recipient pursuant to the agreement between the Third-Party Recipient and the TCEQ. Specifically, the Third-Party Recipient shall repair or replace failing water systems or on-site wastewater systems for low income homeowners. The Third-Party Recipient shall use SEP funds to pay for the labor and materials costs related to repairing or replacing the failing systems. The recipients will not be charged for the cost of replacing or repairing the failing systems. The Third-Party recipient shall use a consistent and documented system for determining eligible participants.	11,000.00	11,000.00					
WQ	34583	City of Shepherd	04/14/2008	1.00:1	8,600.00	1,720.00	0.00	6,880.00	6,880.00
	POLLUTION PREVENTION	The Respondent shall contribute to the Third-Party Recipient pursuant to the agreement between the Third-Party Recipient and the TCEQ. Specifically, the contribution will be used to provide low income rural homeowners with assistance to enable the repair or replacement of their failing on-site wastewater systems. SEP monies will be used to pay for the labor and materials costs related to repairing or replacing the failing systems. The recipients will not be charged for the cost of replacing or repairing the failing systems.						6,880.00	6,880.00
WQ	31636	City of Murchison	02/18/2008	1.00:1	7,000.00	0.00	0.00	7,000.00	7,000.00
	CLEAN UP	Stop Trashing Texas Program. Keep Texas Beautiful shall use the SEP funds to promote the cleanup of unauthorized trash dumps and waterways cleanups by supplying project coordination, labor, supplies, and materials, for clean up events, by providing assistance with disposal fees for proper disposal of wastes collected at the events, and by performing activities that promote pollution reduction and pollution prevention, such as illegal dumping enforcement training for law enforcement officers and judges, and public education directly related to prevention or cleanup of illegal dumping in Henderson County.						3,500.00	3,500.00
	CLEAN UP	Keep Texas Beautiful shall use the SEP funds to promote the cleanup of unauthorized trash dumps and waterways cleanups by supplying project coordination, labor, supplies, and materials, for clean up events, by providing assistance with disposal fees for proper disposal of wastes collected at the events, and by performing activities that promote pollution reduction and pollution prevention, such as illegal dumping enforcement training for law enforcement officers and judges, and public education directly related to prevention or cleanup of illegal dumping in Henderson County.						3,500.00	3,500.00
Count of Single Program Orders: 286			Total:		8,446,490.00	965,609.00	#####	#####	#####

* There are Multiple Respondent Names associated to this Case No.

Appendix 12: List of SEP's & SEP Projects - FY 2008

Multi-Media Program

Date Range Selected : 09/01/2007 - 08/31/2008

PGM	Case No.	Respondent Name	Effective Date	Ratio	Assessed Amt	Deferred Amt	Payable Amt	SEP Cost	SEP Offset
MM	34925	City Of San Angelo	08/15/2008	1.00:1	17,120.00	0.00	0.00	17,120.00	17,120.00
		CLEAN UP	The Respondent shall contribute to the Third-Party Recipient pursuant to the agreement between the Third-Party Recipient and the TCEQ. Specifically, the contribution will be used to cleanup rivers, lakes, and shorelines, by supplying project coordination, labor, supplies, and materials for cleanup events and by providing assistance with disposal fees for proper disposal of wastes collected at events. To maximize the event, cleanups will use volunteers for labor. All dollars contributed will be used solely for the direct cost of the project and no portion will be spent on administrative costs. The SEP will be done in accordance with all federal, state and local environmental laws and regulations.					17,120.00	17,120.00
MM	25208	ConocoPhillips Company	11/09/2007	1.00:1	5,375.00	1,075.00	2,150.00	2,150.00	2,150.00
		CLEAN UP	The Respondent shall contribute to the Third-Party Recipient pursuant to the agreement between the Third-Party Recipient and the TCEQ. Specifically, the contribution will be used to clean-up sites where tires have been disposed of illegally. Eligible sites will be limited to those where a responsible party cannot be found and where reasonable efforts have been made to prevent the dumping. SEP monies will be used to pay for the direct cost of collecting and disposing of tires. All dollars contributed will be used solely for the direct cost of the project and no portion will be spent on administrative costs. The SEP will be done in accordance with all federal, state and local environmental laws and regulations. The Respondent certifies that there is no prior commitment to do this project and that it is being performed solely in an effort to settle this enforcement action.					2,150.00	2,150.00
MM	34554	City of San Juan	04/03/2008	1.00:1	3,600.00	720.00	0.00	2,880.00	2,880.00
		POLLUTION PREVENTION	The Respondent shall contribute to the Third-Party Recipient pursuant to the agreement between the Third-Party Recipient and the TCEQ. Specifically, the contribution will be used to provide low income rural homeowners with assistance to enable the repair or replacement of their failing on-site wastewater systems. SEP monies will be used to pay for the labor and materials costs related to repairing or replacing the failing systems. The recipients will not be charged for the cost of replacing or repairing the failing systems.					2,880.00	2,880.00
MM	34544	City of Corpus Christi	04/14/2008	1.00:1	11,076.00	0.00	0.00	11,076.00	11,076.00
		ENVIRONMENTAL RESTORATION	The Respondent shall contribute to the Third-Party Recipient pursuant to the agreement between the Third-Party Recipient and the TCEQ. Specifically, the contribution will be used for the Colonial Waterbird Rookery Island Enhancement Project. Shamrock and Causeway Islands are important rookery island with heavy bird usage that are experiencing significant loss of wetland and rookery habitat due to dredging activities and erosion from waves and ships. SEP monies will be used to pay for the labor and material costs associated with preventing erosion in the unprotected areas of the islands and restoring parts of the islands that have suffered from erosion. The project will protect critical bird habitat and also enhance the wetlands.					11,076.00	11,076.00
MM	2627	Webb County	02/08/2008	1.00:1	37,260.00	0.00	0.00	37,260.00	37,260.00

* There are Multiple Respondent Names associated to this Case No.

Appendix 12: List of SEP's & SEP Projects - FY 2008

Multi-Media Program

	CLEAN UP		The Respondent shall contribute the SEP amount to the Third-Party Recipient pursuant to the agreement between the Third-Party Recipient and the TCEQ. Specifically, Respondent shall contribute to RC&D for its Abandoned Tire Clean-Up project in Webb County. The contribution will be used in accordance with the Supplemental Environmental Project Agreement between the RC&D and the TCEQ. Specifically, the contribution shall be used to clean up sites in Webb County where tires have been disposed of illegally. Eligible sites shall be limited to those where a responsible party cannot be found and where reasonable efforts have been made to prevent the dumping. SEP monies shall be used to pay for the direct cost of collecting and disposing of tires. Respondent shall not profit from SEP in any manner. All dollars contributed shall be used solely for the direct cost of the project and no portion shall be spent on administrative costs. The SEP shall be done in accordance with all federal, state and local environmental laws and regulations.				37,260.00	37,260.00	
MM	33939	City of Sonora	08/15/2008	1.00:1	8,950.00	0.00	0.00	8,950.00	8,950.00
	CLEAN UP		The Respondent shall contribute to the Third-Party Recipient pursuant to the agreement between the Third-Party Recipient and the TCEQ. Specifically, the contribution will be used to coordinate with city and/or county governmental officials regarding the clean up of sites where trash has been disposed of illegally. Eligible sites will be limited to those where a responsible party can not be identified and where there is no pre-existing obligation to clean up the site by the owner or the government. Additionally, reasonable efforts must have already been taken to prevent the dumping. SEP monies will be used to pay for the direct cost of collection and disposal of debris. All dollars contributed will be used solely for the direct cost of the project and no portion will be spent on administrative costs. The SEP will be done in accordance with all federal, state and local environmental laws and regulations.				8,950.00	8,950.00	
MM	25477	City Of Edgewood	10/04/2007	1.00:1	20,447.00	0.00	0.00	20,447.00	20,447.00
	CLEAN UP		The Respondent shall contribute to the Third-Party Recipient pursuant to the agreement between the Third-Party Recipient and the TCEQ. Specifically, the contribution will be used to coordinate with city and/or county governmental officials regarding the clean up of sites where trash has been disposed of illegally. Eligible sites will be limited to those where a responsible party can not be identified and where there is no pre-existing obligation to clean up the site by the owner or the government. Additionally, reasonable efforts must have already been taken to prevent the dumping. SEP monies will be used to pay for the direct cost of collection and disposal of debris. All dollars contributed will be used solely for the direct cost of the project and no portion will be spent on administrative costs. The SEP will be done in accordance with all federal, state and local environmental laws and regulations.				20,447.00	20,447.00	
MM	33307	ConocoPhillips Company	12/20/2007	1.00:1	65,832.00	0.00	32,916.00	32,916.00	32,916.00
	CLEAN UP		The Respondent shall contribute to the Third-Party Recipient pursuant to the agreement between the Third-Party Recipient and the TCEQ. Specifically, the contribution will be used to coordinate with city and/or county governmental officials regarding the clean up of sites where trash has been disposed of illegally. Eligible sites will be limited to those where a responsible party can not be identified and where there is no pre-existing obligation to clean up the site by the owner or the government. Additionally, reasonable efforts must have already been taken to prevent the dumping. SEP monies will be used to pay for the direct cost of collection and disposal of debris. All dollars contributed will be used solely for the direct cost of the project and no portion will be spent on administrative costs. The SEP will be done in accordance with all federal, state and local environmental laws and regulations.				32,916.00	32,916.00	
MM	31269	Huntsman Petrochemical Corporation	05/22/2008	1.00:1	98,263.00	0.00	49,132.00	49,131.00	49,131.00

* There are Multiple Respondent Names associated to this Case No.

Appendix 12: List of SEP's & SEP Projects - FY 2008

Multi-Media Program

	POLLUTION REDUCTION	The Respondent shall contribute to the Third-Party Recipient pursuant to the agreement between the Third-Party Recipient and the TCEQ. Specifically, the contribution will be used to conduct home energy audits and to assist low income residents in the West Port Arthur area by weatherizing their homes which will improve their homes' energy efficiency. SEP monies will be used to pay for the cost of caulking and insulating homes, replacing heating and cooling systems and major appliances with new, energy efficient equipment. The Respondent certifies that there is no prior commitment to do this project and that it is being performed solely in an effort to settle this enforcement action.	49,131.00	49,131.00					
MM	29209	Valero Refining-Texas, L.P.	11/19/2007	1.00:1	59,475.00	11,895.00	23,790.00	23,790.00	23,790.00
	POLLUTION REDUCTION	The Respondent will contribute to Houston-Galveston AERCO's Clean Cities/Clean Vehicles Program. The contribution will be used in accordance with the Supplemental Environmental Project Agreement between the Houston-Galveston AERCO and the Texas Commission on Environmental Quality. SEP monies will be used to aid local school districts and area transit agencies in reaching local match requirements mandated by the Federal Highway Administration's ("FHWA") Congestion Mitigation/Air Quality funding program. SEP monies will be disbursed to school districts and transit agencies in need of funding assistance in the Houston-Galveston non-attainment area. Those SEP monies will be used exclusively by the school districts and transit agencies as supplements to meet the local match requirements of the EPA. SEP monies will be used to pay for the cost of replacing older diesel buses with alternative fueled or clean diesel buses. The old buses will be permanently retired and only sold for scrap. The schools and transit agencies will also use the SEP monies to retrofit more buses to reduce emissions. Houston-Galveston AERCO will send the TCEQ verification in the form of paid invoices and other documentation to show that the retrofits were completed. Retrofit technologies include particulate matter traps, diesel particulate matter filters, NOx reduction catalyst technology in combination with diesel particulate filters, and other emission control technologies that are developed and approved by EPA or the California Air Resources Board.	23,790.00	23,790.00					
MM	28026	ConocoPhillips Company	11/19/2007	1.00:1	189,658.00	37,932.00	75,863.00	75,863.00	75,863.00
	ENVIRONMENTAL ENHANCEMENT	The Respondent shall contribute the SEP Amount to the Third Party Recipient pursuant to the agreement between the Third-Party Recipient and the TCEQ. Specifically, the contribution will be to the Borger ISD LEEDS Green School Building Project to be conducted within Hutchinson County. Specifically, the SEP will involve Borger ISD receiving contributions of SEP Funds to assist the school in the purchase of approximately 84 rooftop air conditioning units that are classified as having a 14 Seasonal Energy Efficiency Ratio (SEER) rating. These units exceed the 12-SEER requirement of the current energy code. Higher SEER units reduce energy usage thus saving energy and reducing the amount of pollution created during energy production. The SEP monies will assist the school to pay for the cost difference in upgrading the heating and cooling system to a more energy efficient cooling and heating system. The project will be administered in accordance with federal, state, and local environmental laws and regulations.	75,863.00	75,863.00					
Count of Multi-Media Program Orders: 11			Total:	517,056.00	51,622.00	183,851.00	281,583.00	281,583.00	
Grand Total Count of Orders: 297			Grand Total:	8,963,546.00	1,017,231.00	3,287,196.50	4,659,118.50	4,659,118.50	

* There are Multiple Respondent Names associated to this Case No.

Appendix 13: List of Court Orders Issued FY 2013

Singles Programs

Date Range Selected : 09/01/2012 - 08/31/2013

Order Types Selected : BANKRUPTCY, DISMISSAL, FINAL JUDGMENT, RECEIVERSHIP, SETTLEMENT, TEMPORARY

PGM	Case No.	Respondent Name	TCEQ ID	County	Order Date	Penalty Assessed	Penalty Deferred	Payable Amount	SEP Cost	SEP Offset	Attorney Fees	Court Costs
AQ	43896	SOCOTHERM GULF OF MEXICO LLC		HARRIS	10/8/2012	4,062.50	0.00	4,062.50	0.00	0.00	875.00	0.00
AQ	44209	HARRIS CO MUD 81 WATER TOWER *		HARRIS	10/16/2012	3,000.00	0.00	3,000.00	0.00	0.00	350.00	0.00
AQ	46144	Airgas Specialty Gases, INC. *		HARRIS	4/2/2013	17,500.00	0.00	17,500.00	0.00	0.00	1,500.00	0.00
AQ	43007	Exxon Mobil Corporation *	3452	HARRIS	6/5/2013	277,500.00	69,375.00	69,375.00	138,750.00	138,750.00	65,000.00	0.00
Subtotal for AQ: 4						302,062.50	69,375.00	93,937.50	138,750.00	138,750.00	67,225.00	0.00
DC	42802	PMSV/River Oaks, LP *	104064142	HARRIS	11/26/2012	1,043,312.50	0.00	1,043,312.50	0.00	0.00	25,000.00	0.00
DC	30897	Myung & Choon Kim, Inc.	104094933	DALLAS	11/28/2012	2,666.25	0.00	2,666.25	0.00	0.00	1,800.00	0.00
Subtotal for DC: 2						1,045,978.75	0.00	1,045,978.75	0.00	0.00	26,800.00	0.00
ER	36921	RODRIGUEZ, ARTURO IVAN *		BEXAR	10/1/2012	32,718.08	0.00	32,718.08	0.00	0.00	8,600.00	0.00
Subtotal for ER: 1						32,718.08	0.00	32,718.08	0.00	0.00	8,600.00	0.00
IHW	46134	Ineos Polyethylene North America	TXD980625958	HARRIS	1/16/2013	35,000.00	0.00	35,000.00	0.00	0.00	2,500.00	237.00
IHW	43050	NEF Partners, Inc. *	90710	WALLER	5/16/2013	0.00	0.00	0.00	0.00	0.00	0.00	0.00
Subtotal for IHW: 2						35,000.00	0.00	35,000.00	0.00	0.00	2,500.00	237.00
MSW	29047	KIMBRELL, GARLAND	100015	LUBBOCK	10/9/2012	15,450.00	0.00	15,450.00	0.00	0.00	4,093.75	0.00
MSW	38445	Eastex Sand & Materials, Inc.		HARDIN	10/9/2012	25,200.00	0.00	25,200.00	0.00	0.00	4,781.25	0.00
MSW	34895	DIAZ, JUAN ANTONIO		BEXAR	10/19/2012	0.00	0.00	0.00	0.00	0.00	0.00	0.00
MSW	45139	LARRY D WEISE *	LGL106474380	HARRIS	12/6/2012	7,500.00	7,000.00	500.00	0.00	0.00	500.00	253.00
MSW	40173	BEVERLIN, TERRY	455100063	HARDIN	2/27/2013	18,084.00	0.00	18,084.00	0.00	0.00	2,000.00	0.00
MSW	40720	SANCHEZ, EVA	455150185	HIDALGO	6/12/2013	27,225.00	0.00	27,225.00	0.00	0.00	1,750.00	0.00
MSW	41603	VASQUEZ, ROSA *	455150196	HIDALGO	7/23/2013	84,550.00	0.00	84,550.00	0.00	0.00	2,160.00	0.00
Subtotal for MSW: 7						178,009.00	7,000.00	171,009.00	0.00	0.00	15,285.00	253.00
PST	41176	Pathan Investments, INC. DBA Time Out	16557	JEFFERSON	11/28/2012	537,184.00	0.00	537,184.00	0.00	0.00	5,175.00	0.00
PST	34782	MERCADO, LUPE	38988	DEWITT	12/20/2012	182,558.45	0.00	182,558.45	0.00	0.00	5,400.00	0.00
PST	36111	CHAUDHRY, FARAH	14538	NACOGDOCHES	1/7/2013	12,600.00	0.00	12,600.00	0.00	0.00	3,300.00	247.60
PST	35877	KHALAF, TAREK	43157	YOUNG	2/14/2013	0.00	0.00	0.00	0.00	0.00	0.00	0.00
PST	37847	KHAIL, TAJRANGEZA *	12207	JEFFERSON	5/3/2013	174,225.00	0.00	174,225.00	0.00	0.00	3,600.00	0.00
PST	28446	HUERECA, JESUS L	33821	EL PASO	6/3/2013	21,000.00	0.00	21,000.00	0.00	0.00	2,400.00	0.00

Singles Programs

Appendix 13: List of Court Orders Issued FY 2013

Date Range Selected : 09/01/2012 - 08/31/2013

Order Types Selected : BANKRUPTCY, DISMISSAL, FINAL JUDGMENT, RECEIVERSHIP, SETTLEMENT, TEMPORARY

PGM	Case No.	Respondent Name	TCEQ ID	County	Order Date	Penalty Assessed	Penalty Deferred	Payable Amount	SEP Cost	SEP Offset	Attorney Fees	Court Costs
PST	35413	CARTER, GLADYS	67988	DENTON	6/3/2013	62,300.00	0.00	62,300.00	0.00	0.00	2,400.00	0.00
PST	40056	MOSLEY, ROBBIE	15644	LAMB	6/11/2013	84,730.49	0.00	84,730.49	0.00	0.00	1,600.00	0.00
PST	33086	Brooks Special Company *	30767	CAMERON	8/26/2013	1,026,000.00	0.00	1,026,000.00	0.00	0.00	16,875.00	0.00
Subtotal for PST: 9						2,100,597.94	0.00	2,100,597.94	0.00	0.00	40,750.00	247.60
PWS	6346	NORRA, CAROL ANN	1011926	HARRIS	3/13/2013	0.00	0.00	0.00	0.00	0.00	0.00	0.00
PWS	34177	Barbara Miller	0790190	FORT BEND	6/20/2013	292,414.00	0.00	292,414.00	0.00	0.00	6,000.00	0.00
Subtotal for PWS: 2						292,414.00	0.00	292,414.00	0.00	0.00	6,000.00	0.00
WQ	43628	Krebs Utilities, Inc. *	LGL106331945	HARRIS	9/4/2012	64,845.74	64,845.74	0.00	0.00	0.00	5,000.00	265.00
WQ	38956	Hexagon Honeycomb Corporation *		KERR	3/11/2013	0.00	0.00	0.00	0.00	0.00	0.00	0.00
WQ	46565	Geraldine K. Brock *	LGL106609233	BRAZORIA	4/15/2013	0.00	0.00	0.00	0.00	0.00	0.00	0.00
WQ	46565	SUBDIVISION OF TRACTS 26 27 AND 31 *	LGL106609233	BRAZORIA	4/15/2013	0.00	0.00	0.00	0.00	0.00	0.00	0.00
Subtotal for WQ: 4						64,845.74	64,845.74	0.00	0.00	0.00	5,000.00	265.00
WWA G	26892	John Roof dba Roof Dairy	WQ000327700 0	JOHNSON	11/16/2012	315,000.00	0.00	315,000.00	0.00	0.00	4,000.00	0.00
WWA G	2942	Justin David Loper *	WQ000308900 0	ERATH	6/12/2013	37,500.00	0.00	37,500.00	0.00	0.00	7,500.00	0.00
WWA G	44199	Fisher Ham and Meat Co. *		HARRIS	6/12/2013	20,000.00	10,000.00	10,000.00	0.00	0.00	4,000.00	0.00
Subtotal for WWAG: 3						372,500.00	10,000.00	362,500.00	0.00	0.00	15,500.00	0.00
Total for Singles Programs : 34						4,424,126.01	151,220.74	4,134,155.27	138,750.00	138,750.00	188,160.00	1,002.60

Multi-Media Programs

Appendix 13: List of Court Orders Issued FY 2013

Date Range Selected : 09/01/2012 - 08/31/2013

Order Types Selected : BANKRUPTCY, DISMISSAL, FINAL JUDGMENT, RECEIVERSHIP, SETTLEMENT, TEMPORARY

PGM	Case No.	Respondent Name	TCEQ ID	County	Order Date	Penalty Assessed	Penalty Deferred	Payable Amount	SEP Cost	SEP Offset	Attorney Fees	Court Costs
MM	33641	WILLIAMS, GEORGE	455130098	BEXAR	10/17/2012	14,000.00	0.00	14,000.00	0.00	0.00	3,312.50	0.00
MM	25187	PRIESS, RANDY *	TXR000062471	MASON	12/18/2012	308,000.00	0.00	308,000.00	0.00	0.00	5,760.00	0.00
MM	45264	Holloman Corporation *		ECTOR	1/16/2013	2,500.00	0.00	2,500.00	0.00	0.00	1,200.00	0.00
MM	36204	MCPIKE, RUBY		JEFFERSON	2/21/2013	63,475.00	0.00	63,475.00	0.00	0.00	4,000.00	0.00
MM	36204	NELSON, PATRICIA RAMSEY		JEFFERSON	2/21/2013	50,500.00	0.00	50,500.00	0.00	0.00	4.00	0.00
MM	6945	WALTERS, LLOYD	JE0257B	JEFFERSON	3/5/2013	96,150.00	0.00	96,150.00	0.00	0.00	38,450.00	0.00
MM	43668	UNAUTHORIZED DUMP SITE 2224 LIVE OAK *	LGL106329089	HUNT	6/11/2013	92,500.00	0.00	92,500.00	0.00	0.00	73,000.00	0.00
MM	26724	Shawn D. Fuller	1520232	LUBBOCK	7/31/2013	70,000.00	0.00	70,000.00	0.00	0.00	3,000.00	0.00
MM	39478	Gulf Chemical & Metallurgical Corporation	19793	BRAZORIA	8/14/2013	7,500,000.00	1,500,000.00	6,000,000.00	0.00	0.00	300,000.00	0.00
Total for Multi-Media Programs : 9						8,197,125.00	1,500,000.00	6,697,125.00	0.00	0.00	428,726.50	0.00
Total for all Programs : 43						12,621,251.01	1,651,220.74	10,831,280.27	138,750.00	138,750.00	616,886.50	1,002.60

* There are Multiple Respondent Names associated to this Case No.

Appendix 14: List of Court Orders Issued FY2012

Singles Programs

Date Range Selected : 09/01/2011 - 08/31/2012

Order Types Selected : BANKRUPTCY, DISMISSAL, FINAL JUDGMENT, RECEIVERSHIP, SETTLEMENT, TEMPORARY

PGM	Case No.	Respondent Name	TCEQ ID	County	Order Date	Penalty Assessed	Penalty Deferred	Payable Amount	SEP Cost	SEP Offset	Attorney Fees	Court Costs
AQ	41574	Akzo Nobel Polymer Chemicals LLC *		HARRIS	9/8/2011	6,250.00	0.00	6,250.00	0.00	0.00	2,500.00	302.00
AQ	42774	CHEVRON PHILLIPS CHEMICAL COMPANY LP *	4437A	HARRIS	11/29/2011	15,000.00	0.00	15,000.00	0.00	0.00	2,000.00	246.00
AQ	32061	BP Products North America Inc.	GB0004L	GALVESTON	12/20/2011	49,500,000.00	0.00	49,500,000.00	0.00	0.00	500,000.00	0.00
AQ	44104	DTX Oil, LLC		HARRIS	1/3/2012	43,750.00	0.00	43,750.00	0.00	0.00	4,500.00	0.00
AQ	43594	AGRIFOS FERTILIZER PASADENA *	HG0534U	HARRIS	4/11/2012	9,375.00	0.00	9,375.00	0.00	0.00	1,500.00	315.00
AQ	40401	Aruba Petroleum, INC.	93483	WISE	4/13/2012	98,000.00	49,000.00	49,000.00	49,000.00	49,000.00	10,000.00	0.00
AQ	41401	El Paso Natural Gas Company		POTTER	6/11/2012	120,000.00	0.00	120,000.00	0.00	0.00	8,000.00	0.00
AQ	40323	McCain Farms, LLC		CAMERON	6/21/2012	10,000.00	0.00	10,000.00	0.00	0.00	2,000.00	0.00
AQ	42761	TOTAL PETROCHEMICALS USA LA PORTE PLANT *	21538	HARRIS	6/22/2012	12,500.00	0.00	12,500.00	0.00	0.00	1,800.00	314.00
AQ	33649	Clint West	R10105096317	JEFFERSON	7/9/2012	4,150.00	0.00	4,150.00	0.00	0.00	3,412.50	0.00
Subtotal for AQ: 10						49,819,025.00	49,000.00	49,770,025.00	49,000.00	49,000.00	535,712.50	1,177.00
ER	36921	RODRIGUEZ, ARTURO IVAN *		BEXAR	11/14/2011	0.00	0.00	0.00	0.00	0.00	3,000.00	0.00
Subtotal for ER: 1						0.00	0.00	0.00	0.00	0.00	3,000.00	0.00
IHW	32631	WHEATLEY, RON *	87488	RAINS	9/12/2011	4,400,000.00	0.00	4,400,000.00	0.00	0.00	75,000.00	0.00
IHW	35053	McCulloch County	F1759	MCCULLOCH	12/15/2011	0.00	0.00	0.00	0.00	0.00	0.00	0.00
IHW	432	River City Metal Finishing, Inc. *	82605	BEXAR	8/29/2012	281,400.00	0.00	281,400.00	0.00	0.00	11,925.00	0.00
Subtotal for IHW: 3						4,681,400.00	0.00	4,681,400.00	0.00	0.00	86,925.00	0.00
MSW	32506	Fort Worth Excavating, Inc.	455040173	TARRANT	10/26/2011	50,000.00	0.00	50,000.00	0.00	0.00	35,000.00	0.00
MSW	2806	Quality Caliche Pit, Inc. *	455150022	HIDALGO	10/31/2011	117,175.00	0.00	117,175.00	0.00	0.00	10,593.75	0.00
MSW	1817	Doyle Rinn DBA Ballinger Auto Wrecking	26102	RUNNELS	11/17/2011	0.00	0.00	0.00	0.00	0.00	0.00	0.00
MSW	2818	WALDREP, BOBBY RAY	14413	CAMERON	3/21/2012	100,000.00	0.00	100,000.00	0.00	0.00	4,618.75	0.00
MSW	36893	PARKER, DAVID		MARION	5/3/2012	117,841.00	0.00	117,841.00	0.00	0.00	7,650.00	0.00
MSW	36893	BULLARD, RYAN		MARION	5/10/2012	119,041.00	0.00	119,041.00	0.00	0.00	8,100.00	0.00
MSW	2621	Astro Waste, Inc.	40147	HARRIS	6/20/2012	38,015.00	0.00	38,015.00	0.00	0.00	16,000.00	0.00
MSW	4815	HUGHES, SCOTT		JONES	8/2/2012	105,000.00	0.00	105,000.00	0.00	0.00	2,000.00	0.00
MSW	659	WORD, PRESTON *		COMAL	8/9/2012	97,960.00	0.00	97,960.00	0.00	0.00	20,000.00	0.00

Singles Programs

Appendix 14: List of Court Orders Issued FY2012

Date Range Selected : 09/01/2011 - 08/31/2012

Order Types Selected : BANKRUPTCY, DISMISSAL, FINAL JUDGMENT, RECEIVERSHIP, SETTLEMENT, TEMPORARY

PGM	Case No.	Respondent Name	TCEQ ID	County	Order Date	Penalty Assessed	Penalty Deferred	Payable Amount	SEP Cost	SEP Offset	Attorney Fees	Court Costs
Subtotal for MSW: 9						745,032.00	0.00	745,032.00	0.00	0.00	103,962.50	0.00
PST	33643	Raul R. Martinez	61800	TARRANT	10/3/2011	41,950.00	0.00	41,950.00	0.00	0.00	13,568.75	0.00
PST	2375	HALL, BILLY G	67740		11/29/2011	0.00	0.00	0.00	0.00	0.00	0.00	0.00
PST	36271	GARCIA, LEONARD	8230	TOM GREEN	12/14/2011	46,950.00	0.00	46,950.00	0.00	0.00	1,600.00	0.00
PST	34933	Pasadena Investment Group Corporation	43773	JEFFERSON	2/22/2012	63,150.00	0.00	63,150.00	0.00	0.00	7,600.00	0.00
PST	37551	We Are Crazy, Inc.	68602	ORANGE	6/28/2012	50,623.00	0.00	50,623.00	0.00	0.00	2,137.00	0.00
PST	35449	JONES, THOMAS *	21661	GRAYSON	7/26/2012	25,425.00	0.00	25,425.00	0.00	0.00	1,505.00	0.00
Subtotal for PST: 6						228,098.00	0.00	228,098.00	0.00	0.00	26,410.75	0.00
PWS	36058	Cain Addition HomeOwners Association CAHA *	1370036	*MULTIPLE	10/11/2011	0.00	0.00	0.00	0.00	0.00	0.00	0.00
PWS	7462	KELLY, FRANCIS *	0250032	BROWN	1/12/2012	0.00	0.00	0.00	0.00	0.00	0.00	0.00
PWS	42482	Cyndie Park 2 Water Supply Corporation	1780050	NUECES	2/21/2012	153,700.00	0.00	153,700.00	0.00	0.00	6,297.50	0.00
PWS	7009	RIVER RUN WATER SYSTEM *	0200575	BRAZORIA	3/7/2012	0.00	0.00	0.00	0.00	0.00	0.00	0.00
PWS	42001	ESSEX, DOROTHY A	0150156	BEXAR	4/16/2012	116,850.00	0.00	116,850.00	0.00	0.00	8,312.50	0.00
PWS	7009	RIVER RUN WATER SYSTEM *	0200575	BRAZORIA	4/26/2012	64,250.00	0.00	64,250.00	0.00	0.00	17,500.00	0.00
Subtotal for PWS: 6						334,800.00	0.00	334,800.00	0.00	0.00	32,110.00	0.00
WQ	2686	HAWLEY, BAILEY RAY	WQ0013853001	*MULTIPLE	9/30/2011	149,650.00	0.00	149,650.00	0.00	0.00	57,000.00	0.00
WQ	33444	THOMAS, TOMMY JOE	WQ0012919001	HARRIS	10/24/2011	16,500.00	0.00	16,500.00	0.00	0.00	8,500.00	0.00
WQ	43310	SAMUEL OGUNTOPE DBA UNIQUE FOREIGN & AMERICAN USED AUTO PARTS *	TXR05V918	HARRIS	1/10/2012	21,775.00	0.00	21,775.00	0.00	0.00	0.00	242.00
WQ	43061	NORTHWOODS APARTMENTS *	LGL106258171	HARRIS	2/10/2012	93,750.00	0.00	93,750.00	0.00	0.00	0.00	0.00
WQ	43891	Vam USA LLC *	WQ0003420000	HARRIS	2/14/2012	72,500.00	36,250.00	36,250.00	72,500.00	72,500.00	2,000.00	0.00
WQ	43103	Advanced Formulas, Inc.		HARRIS	5/18/2012	17,562.00	0.00	17,562.00	0.00	0.00	0.00	0.00
WQ	42974	Arch-Con Corporation *		HARRIS	8/29/2012	17,500.00	0.00	17,500.00	0.00	0.00	6,000.00	307.00
Subtotal for WQ: 7						389,237.00	36,250.00	352,987.00	72,500.00	72,500.00	73,500.00	549.00
Total for Singles Programs : 42						56,197,592.00	85,250.00	56,112,342.00	121,500.00	121,500.00	861,620.75	1,726.00

Multi-Media Programs

Appendix 14: List of Court Orders Issued FY2012

Date Range Selected : 09/01/2011 - 08/31/2012

Order Types Selected : BANKRUPTCY, DISMISSAL, FINAL JUDGMENT, RECEIVERSHIP, SETTLEMENT, TEMPORARY

PGM	Case No.	Respondent Name	TCEQ ID	County	Order Date	Penalty Assessed	Penalty Deferred	Payable Amount	SEP Cost	SEP Offset	Attorney Fees	Court Costs
MM	41291	Intercontinental Terminals Company LLC *	TXR05X836	HARRIS	9/29/2011	32,500.00	0.00	32,500.00	0.00	0.00	9,000.00	0.00
MM	32452	TREE DISPOSAL SITE *	100003	BEXAR	12/12/2011	0.00	0.00	0.00	0.00	0.00	235,000.00	0.00
MM	38192	NOLAN, CLARENCE LEE		BASTROP	4/16/2012	24,300.00	0.00	24,300.00	0.00	0.00	1,031.25	0.00
MM	28934	MARTIN, VERGIL	1010232	HARRIS	5/17/2012	0.00	0.00	0.00	0.00	0.00	0.00	0.00
MM	35680	MCC Recycling LLP *	A85794	HARRIS	5/18/2012	1,330,000.00	0.00	1,330,000.00	0.00	0.00	450,000.00	0.00
MM	7319	Sunilandings Utilities INC *	TX0092142	CALHOUN	8/1/2012	0.00	0.00	0.00	0.00	0.00	0.00	0.00
Total for Multi-Media Programs : 6						1,386,800.00	0.00	1,386,800.00	0.00	0.00	695,031.25	0.00
Total for all Programs : 48						57,584,392.00	85,250.00	57,499,142.00	121,500.00	121,500.00	1,556,652.00	1,726.00

* There are Multiple Respondent Names associated to this Case No.

Appendix 15: List of Court Orders Issued FY2011

Singles Programs

Date Range Selected : 09/01/2010 - 08/31/2011

Order Types Selected : BANKRUPTCY, DISMISSAL, FINAL JUDGMENT, RECEIVERSHIP, SETTLEMENT, TEMPORARY

PGM	Case No.	Respondent Name	TCEQ ID	County	Order Date	Penalty Assessed	Penalty Deferred	Payable Amount	SEP Cost	SEP Offset	Attorney Fees	Court Costs
AQ	37672	KM Liquids Terminals LLC	5171	HARRIS	12/20/2010	40,000.00	0.00	40,000.00	0.00	0.00	4,000.00	0.00
AQ	41871	CARPENTER URETHANES I, LLC *	301	HARRIS	2/8/2011	5,000.00	0.00	5,000.00	0.00	0.00	1,000.00	0.00
AQ	42338	AIR PRODUCTS PASADENA PLANT *	HG0011L	HARRIS	8/2/2011	18,300.00	0.00	18,300.00	0.00	0.00	2,000.00	237.00
Subtotal for AQ : 3						63,300.00	0.00	63,300.00	0.00	0.00	7,000.00	237.00
IHW	26555	A.I. Divestitures, Inc. *	TXD981054273	WEBB	5/18/2011	200,000.00	100,000.00	100,000.00	100,000.00	100,000.00	70,000.00	0.00
Subtotal for IHW : 1						200,000.00	100,000.00	100,000.00	100,000.00	100,000.00	70,000.00	0.00
MSW	1740	CARR, ROBERT SR *	455040105	DENTON	12/6/2010	60,000.00	40,000.00	20,000.00	0.00	0.00	20,000.00	0.00
MSW	2806	Quality Caliche Pit, Inc. *	455150022	HIDALGO	1/7/2011	110,175.00	0.00	110,175.00	0.00	0.00	7,593.75	0.00
MSW	28386	CROY, CASEY		HAMILTON	1/13/2011	31,480.00	0.00	31,480.00	0.00	0.00	1,600.00	0.00
MSW	39397	PHAETHON DISPOSAL & GONZALEZ JOE & GONZALEZ EVA & ATLANTIC WASTE *		HARRIS	1/26/2011	12,500.00	0.00	12,500.00	0.00	0.00	6,000.00	0.00
Subtotal for MSW : 4						214,155.00	40,000.00	174,155.00	0.00	0.00	35,193.75	0.00
PST	14729	WARREN, MARIA E	31331	MONTAGUE	9/23/2010	44,937.50	0.00	44,937.50	0.00	0.00	1,800.00	0.00
PST	4632	G B A K Properties, Inc.	69783	HARRIS	12/6/2010	25,000.00	0.00	25,000.00	0.00	0.00	8,000.00	0.00
PST	2843	Sonal Enterprises Inc.	7106	BEXAR	12/20/2010	83,400.00	0.00	83,400.00	0.00	0.00	31,800.00	0.00
PST	31606	ARMENDARIZ, JAVIER B	43280	ECTOR	1/13/2011	49,325.00	0.00	49,325.00	0.00	0.00	1,400.00	0.00
PST	33144	SKINNER, SHARON	5032	COOKE	1/13/2011	33,150.00	0.00	33,150.00	0.00	0.00	1,200.00	0.00
PST	431	Southwest Oil Company of San Antonio, Inc.	32494	ATASCOSA	2/23/2011	434,300.00	0.00	434,300.00	0.00	0.00	11,000.00	0.00
PST	35211	Edna L. Rayford	53122	CALDWELL	6/8/2011	41,907.65	21,000.00	20,907.65	0.00	0.00	2,000.00	247.60
PST	36489	BEARDEN, BILL	74804	ELLIS	7/14/2011	62,550.00	0.00	62,550.00	0.00	0.00	6,400.00	0.00
Subtotal for PST : 8						774,570.15	21,000.00	753,570.15	0.00	0.00	63,600.00	247.60
WQ	41853	ROADWAY INN INTERNATIONAL AIRPORT WWTP *	WQ0014405001	HARRIS	11/19/2010	20,000.00	0.00	20,000.00	0.00	0.00	5,000.00	0.00
WQ	41065	Texas K & N International, Inc. *		HARRIS	12/16/2010	1,260.00	0.00	1,260.00	0.00	0.00	1,000.00	230.00
WQ	39405	Brazoria Estates, LLC *		BRAZORIA	1/14/2011	15,000.00	0.00	15,000.00	15,000.00	15,000.00	4,000.00	0.00
WQ	42029	MMI Products, Inc. *	TXR05N261	HARRIS	1/14/2011	60,000.00	0.00	60,000.00	0.00	0.00	15,000.00	246.00
WQ	25840	BULLOCK, DORIS		HARDIN	4/14/2011	22,750.00	0.00	22,750.00	0.00	0.00	12,500.00	0.00
WQ	41351	Monument G.P. Corp. *	LGL101527737	HARRIS	6/20/2011	62,807.00	47,307.00	15,500.00	0.00	0.00	2,500.00	0.00
Subtotal for WQ : 6						181,817.00	47,307.00	134,510.00	15,000.00	15,000.00	40,000.00	476.00
WWA	32211	VERNON FARM WILBARGER *	TXG920750	*MULTIPLE	8/10/2011	633,333.00	0.00	633,333.00	0.00	0.00	133,000.00	0.00
Subtotal for WWA : 1						633,333.00	0.00	633,333.00	0.00	0.00	133,000.00	0.00
Total for Singles Programs : 23						2,067,175.15	208,307.00	1,858,868.15	115,000.00	115,000.00	348,793.75	960.60

Multi-Media Programs

Appendix 15: Court Orders Issued FY2011

Date Range Selected : 09/01/2010 - 08/31/2011

Order Types Selected : BANKRUPTCY, DISMISSAL, FINAL JUDGMENT, RECEIVERSHIP, SETTLEMENT, TEMPORARY

PGM	Case No.	Respondent Name	TCEQ ID	County	Order Date	Penalty Assessed	Penalty Deferred	Payable Amount	SEP Cost	SEP Offset	Attorney Fees	Court Costs
MM	35424	Shamrock Soil Products, Inc.		BEXAR	10/5/2010	16,000.00	0.00	16,000.00	0.00	0.00	14,000.00	298.00
MM	33045	ONEILL, MICHAEL LANTZ	TX0022918	SABINE	12/20/2010	1,336,971.00	0.00	1,336,971.00	0.00	0.00	26,972.50	0.00
MM	41089	CUTTEN ROAD AUTO STORAGE *		HARRIS	4/12/2011	18,250.00	0.00	18,250.00	0.00	0.00	1,750.00	0.00
MM	37947	Port Arthur Chemical & Environmental Services, LLC	TXR000079307	JEFFERSON	7/7/2011	841,000.00	0.00	841,000.00	0.00	0.00	135,162.50	0.00
MM	41163	American Opportunity For Housing 2002 Portfolio, LLC *		HARRIS	8/10/2011	61,775.00	0.00	61,775.00	0.00	0.00	2,500.00	0.00
MM	33642	Liberty Waste Systems, Inc.	87197	HARRIS	8/18/2011	244,800.00	0.00	244,800.00	0.00	0.00	13,050.00	0.00
Total for Multi-Media Programs : 6						2,518,796.00	0.00	2,518,796.00	0.00	0.00	193,435.00	298.00
Total for all Programs : 29						4,585,971.15	208,307.00	4,377,664.15	115,000.00	115,000.00	542,228.75	1,258.60

* There are Multiple Respondent Names associated to this Case No.



TCEQ
Singles Programs

Appendix 16: List of Court Orders Issued FY2010

Date Range Selected : 09/01/2009 - 9/13/2010

Order Types Selected : BANKRUPTCY, DISMISSAL, FINAL JUDGMENT, RECEIVERSHIP, SETTLEMENT, TEMPORARY

PGM	Case No	Respondent Name	TCEQ ID	Dist. Court#	County	Order Date	Penalty Assessed	Penalty Deferred	Payable Amount	SEP Offset
AQ	39083	MEMC Pasadena, Inc.	HX0029W	2009-25440	HARRIS	12/21/2009	\$7,813	\$0	\$7,813	\$0
AQ	21063	Randy Roan Construction, Inc.		2009-07542	MONTGOMERY	11/04/2009	\$23,000	\$5,000	\$18,000	\$0
AQ	36229	The Goodyear Tire & Rubber Company	6618	D-1-GV-10-000475	HARRIS	05/12/2010	\$44,500	\$0	\$44,500	\$0
AQ	3166	The Premcor Refining Group Inc.	30004	D-1-GV-09-001823	JEFFERSON	09/23/2009	\$1,900,000	\$950,000	\$950,000	\$950,000
AQ Court Orders Issued: 4						Total:	\$1,975,313	\$955,000	\$1,020,313	\$950,000
IHW	39947	North Richey Street Site *	52123	2009-32636	HARRIS	03/11/2010	\$0	\$0	\$0	\$0
IHW Court Orders Issued: 1						Total:	\$0	\$0	\$0	\$0
MSW	1470	Arnoldo V. Moya Sr.	455150010	D-1-GV-07-001281	HIDALGO	01/26/2010	\$17,750	\$0	\$17,750	\$0
MSW	33475	BIG BIRD TREE SERVICE, INC. *	100157	D-1-GV-09-001483	DALLAS	05/24/2010	\$0	\$0	\$0	\$0
MSW	37049	Bulldog Tire Recycling, Inc.	6200422	D-1-GV-09-000946	LIBERTY	04/28/2010	\$0	\$0	\$0	\$0
MSW	25608	BURKHARDT, DONALD	100033	D-1-GV-09-001190	HARRIS	06/17/2010	\$45,500	\$0	\$45,500	\$0
MSW	24703	Capitol City Disposal, Inc.		D-1-GV-09-001222	TRAVIS	10/16/2009	\$28,700	\$0	\$28,700	\$0
MSW	34895	DIAZ, JUAN ANTONIO		D-1-GV-09-001149	BEXAR	03/24/2010	\$31,500	\$0	\$31,500	\$0
MSW	308	FRIESENHAHN, DAVID		D-1-GV-03-004436	BEXAR	04/20/2010	\$100,000	\$50,000	\$50,000	\$0
MSW	32800	MERCADO, PHILLIP	455150153	D-1-GV-10-000151	HIDALGO	07/08/2010	\$83,900	\$0	\$83,900	\$0
MSW	37243	RIOS, MARIA DEL CARMEN	100224	2007-73897	HARRIS	06/03/2010	\$25,000	\$0	\$25,000	\$0
MSW Court Orders Issued: 9						Total:	\$332,350	\$50,000	\$282,350	\$0
OL	35050	HICKS, CORBY	LI0014828	D-1-GV-09-001994	WILLIAMSON	01/05/2010	\$31,800	\$0	\$31,800	\$0
OL Court Orders Issued: 1						Total:	\$31,800	\$0	\$31,800	\$0
PST	28788	AHMEDI, ABDULLAH	68977	D-1-GV-08-001621	DALLAS	09/22/2009	\$54,700	\$0	\$54,700	\$0
PST	32682	CULLINS, CHARLES D	36318	D-1-GV-09-001923	COLEMAN	05/05/2010	\$95,100	\$0	\$95,100	\$0
PST Court Orders Issued: 2						Total:	\$149,800	\$0	\$149,800	\$0
PWS	6623	LIMAS, LEROY LEONARD	0710158	D-1-GV-09-001336	EL PASO	11/09/2009	\$299,500	\$0	\$299,500	\$0
PWS	4870	Little Hope-Moore Water Supply Corporation	2340011	D-1-GV-08-001179	VAN ZANDT	07/08/2010	\$1,000	\$0	\$1,000	\$0
PWS	36993	SAUCIER JR, LESTER A	1810188	D-1-GV-09-001984	ORANGE	05/04/2010	\$10,000	\$0	\$10,000	\$0
PWS Court Orders Issued: 3						Total:	\$310,500	\$0	\$310,500	\$0



TCEQ

Singles Programs

Appendix 16: List of Court Orders Issued FY2010

Date Range Selected : 09/01/2009 - 9/13/2010

Order Types Selected : BANKRUPTCY, DISMISSAL, FINAL JUDGMENT, RECEIVERSHIP, SETTLEMENT, TEMPORARY

PGM	Case No	Respondent Name	TCEQ ID	Dist. Court#	County	Order Date	Penalty Assessed	Penalty Deferred	Payable Amount	SEP Offset
WQ	2880	City of Port Arthur	WQ00103640	D-1-GV-07-001556	JEFFERSON	10/06/2009	\$275,000	\$200,000	\$75,000	\$75,000
WQ	32664	Panama Materials, LLC	TXR05R648	D-1-GV-09-000470	PALO PINTO	05/27/2010	\$21,850	\$0	\$21,850	\$0
WQ	34305	Rodman Excavation, Inc. *		D-1-GV-07-002293	HAYS	06/11/2010	\$300,000	\$300,000	\$0	\$300,000
WQ Court Orders Issued: 3						Total:	\$596,850	\$500,000	\$96,850	\$375,000



TCEQ

Multi-Media Programs

Appendix 16: List of Court Orders Issued FY2010

Date Range Selected : 09/01/2009 - 9/13/2010

Order Types Selected : BANKRUPTCY, DISMISSAL, FINAL JUDGMENT, RECEIVERSHIP, SETTLEMENT, TEMPORARY

PGM	Case No	Respondent Name	TCEQ ID	Dist. Court#	County	Order Date	Penalty Assessed	Penalty Deferred	Payable Amount	SEP Offset
MM	26819	DOSS, MILTON		D-1-GV-09-001992	BOWIE	04/13/2010	\$114,345	\$0	\$114,345	\$0
MM	394	HARRIS, JOHN ALLEN		99-00868	SMITH	07/08/2010	\$14,883	\$0	\$14,883	\$0
MM	34216	JAYNES, RICHARD WARREN *	78459	2007-08396	HARRIS	03/09/2010	\$30,000	\$75,000	\$30,000	\$20,000
MM	35680	U.S. Oil Recovery, L.P. *	52123	2009-32636	HARRIS	03/11/2010	\$66,120	\$0	\$66,120	\$0
MM Court Orders Issued: 4						Total:	\$225,348	\$75,000	\$225,348	\$20,000
Total Court Orders Issued : 27						GrandTotal:	\$3,621,961	\$1,580,000	\$2,116,961	\$1,345,000



TCEQ
Singles Programs

Appendix 17: List of Court Orders Issued FY2009

Date Range Selected : 09/01/2008 - 9/22/2009

Order Types Selected : BANKRUPTCY, DISMISSAL, FINAL JUDGMENT, RECEIVERSHIP, SETTLEMENT, TEMPORARY

PGM	Case No	Respondent Name	TCEQ ID	County	Order Date	Penalty Assessed	Penalty Deferred	Payable Amount	SEP Cost	SEP Offset
AQ	38384	Reytec Construction Resources, Inc. *		HARRIS	08/24/2009	36,250.00	0.00	36,250.00	0.00	0.00
AQ Court Orders Issued: 1						Total:	36,250.00	0.00	36,250.00	0.00
IHW	3262	Astro Plating, Inc.	37656	BEXAR	07/13/2009	307,220.00	0.00	307,220.00	0.00	0.00
IHW	14489	Marshall Holding Group, Inc.	50333	HARRISON	11/06/2008	127,800.00	0.00	127,800.00	0.00	0.00
IHW Court Orders Issued: 2						Total:	435,020.00	0.00	435,020.00	0.00
MSW	30699	BEALE, EDDIE		NACOGDOCHES	07/13/2009	90,750.00	0.00	90,750.00	0.00	0.00
MSW	34895	DIAZ, JUAN ANTONIO		BEXAR	07/27/2009	0.00	0.00	0.00	0.00	0.00
MSW	24207	Ellis, Angela DBA ELLIS AUTO DETAI	6200080	TOM GREEN	09/29/2008	46,631.63	40,000.00	6,631.63	0.00	0.00
MSW	26144	Jay Eisenberg	100054	DALLAS	02/03/2009	20,000.00	0.00	20,000.00	0.00	0.00
MSW	32208	PORTER, CHARLES *	6200295	WOOD	12/11/2008	539,350.00	0.00	539,350.00	0.00	0.00
MSW	32208	PORTER, CHARLES *	6200295	WOOD	07/29/2009	0.00	0.00	0.00	0.00	0.00
MSW	26144	Randy Williams *	100054	DALLAS	01/22/2009	10,616.00	0.00	10,616.00	0.00	0.00
MSW	6059	Safe Tire Disposal Corp. *	67506	BEXAR	10/27/2008	2,071,250.00	0.00	2,071,250.00	0.00	0.00
MSW	35730	WEBB, LANCE *		LUBBOCK	08/28/2009	100,001.46	0.00	100,001.46	0.00	0.00
MSW Court Orders Issued: 9						Total:	2,878,599.09	40,000.00	2,838,599.09	0.00
PST	32618	CRAGHEAD, CURTIS *	43261	MITCHELL	08/24/2009	32,075.00	0.00	32,075.00	0.00	0.00
PST	5719	Faye Smein dba One Stop Grocery	33682	BELL	12/22/2008	1,156.00	0.00	1,156.00	0.00	0.00
PST	4044	GADDI, RIZWAN G	29865	HARRIS	12/17/2008	192,050.00	0.00	192,050.00	0.00	0.00
PST	2965	WINNETT, GERALD *	8250	EASTLAND	04/13/2009	518,894.70	0.00	518,894.70	0.00	0.00
PST Court Orders Issued: 4						Total:	744,175.70	0.00	744,175.70	0.00
PWS	7423	Deer Creek Ranch Water Co., LLC. *	2270049	TRAVIS	05/13/2009	140,000.00	60,000.00	80,000.00	0.00	0.00
PWS	6619	LUCAS, GARY M	0710034	EL PASO	10/16/2008	0.00	0.00	0.00	0.00	0.00
PWS	2099	Thunderbird Bay Water Services, Inc.	0250031	BROWN	06/05/2009	70,000.00	20,000.00	50,000.00	0.00	0.00
PWS Court Orders Issued: 3						Total:	210,000.00	80,000.00	130,000.00	0.00
WQ	26966	BARGER, JERRY		LAMPASAS	11/05/2008	80,500.00	0.00	80,500.00	0.00	0.00
WQ	38387	Dien Van Tran *		HALE	07/21/2009	1,000.00	0.00	1,000.00	0.00	0.00
WQ	30825	Flores Albert & Veronica		BRAZORIA	09/05/2008	0.00	0.00	0.00	0.00	0.00
WQ	35158	THOMPSON, GEORGE W SR	WQ00119490I	ANGELINA	09/15/2008	0.00	0.00	0.00	0.00	0.00
WQ Court Orders Issued: 4						Total:	81,500.00	0.00	81,500.00	0.00

**TCEQ****Multi-Media Programs****Appendix 17: List of Court Orders Issued FY2009**

Date Range Selected : 09/01/2008 - 9/22/2009

Order Types Selected : BANKRUPTCY, DISMISSAL, FINAL JUDGMENT, RECEIVERSHIP, SETTLEMENT, TEMPORARY

PGM	Case No	Respondent Name	TCEQ ID	County	Order Date	Penalty Assessed	Penalty Deferred	Payable Amount	SEP Cost	SEP Offset	
MM	1675	City of Edcouch	TPDES00576	HIDALGO	07/12/2009	105,000.00	55,000.00	50,000.00	0.00	0.00	
MM	9664	Conner Steel Products Ltd	TXR05P061	TOM GREEN	09/25/2008	149,000.00	50,000.00	99,000.00	50,000.00	50,000.00	
MM	38264	KMCO, Inc. *	WQ00027120	HARRIS	07/24/2009	87,500.00	37,500.00	50,000.00	75,000.00	75,000.00	
MM	6465	Lyondell Chemical Company *	2178	NUECES	10/01/2008	6,500,000.00	1,000,000.00	5,500,000.00	1,000,000.00	1,000,000.00	
MM	34059	MAJOR, DARYL		SAN JACINTO	08/26/2009	55,300.00	0.00	55,300.00	0.00	0.00	
MM	27741	PK B Interests, Ltd. *	100067	HARRIS	01/02/2009	11,000.00	0.00	11,000.00	0.00	0.00	
MM Court Orders Issued: 6						Total:	6,907,800.00	1,142,500.00	5,765,300.00	1,125,000.00	1,125,000.00
Total Court Orders Issued : 29						GrandTotal:	11,293,344.79	1,262,500.00	10,030,844.79	1,125,000.00	1,125,000.00

Appendix 18: List of Court Orders Issued FY 2008

Singles Programs

Date Range Selected : 09/01/2007 - 08/31/2008

Order Types Selected : BANKRUPTCY, DISMISSAL, FINAL JUDGMENT, RECEIVERSHIP, SETTLEMENT, TEMPORARY

PGM	Case No.	Respondent Name	TCEQ ID	County	Order Date	Penalty Assessed	Penalty Deferred	Payable Amount	SEP Cost	SEP Offset
AQ	33579	Jade Animal Farm, Limited Liability Company		HARRIS	07/21/2008	12,438.00	0.00	12,438.00	0.00	0.00
AQ	35300	John David Hanover dba JRMD Construction		HARRIS	11/16/2007	43,750.00	0.00	43,750.00	0.00	0.00
AQ	33645	Louisiana Gas Development Corporation		HARRIS	08/06/2008	42,000.00	0.00	42,000.00	0.00	0.00
AQ	32725	Triple B Services, L.L.P.	937834G	HARRIS	10/31/2007	27,000.00	0.00	27,000.00	0.00	0.00
AQ Court Orders Issued: 4						Total:	0.00	125,188.00	0.00	0.00
IHW	501	Eldorado Chemical Co. Inc.	TXD057567216	BEXAR	07/21/2008	383,325.00	0.00	0.00	0.00	0.00
IHW	32631	Extreme Metal Finishing, Inc. *	TXR000078023	UPSHUR	01/24/2008	0.00	0.00	0.00	0.00	0.00
IHW	25526	SAVAGE, DONALD	TXD988060539	DALLAS	07/14/2008	142,341.17	0.00	142,341.17	0.00	0.00
IHW	31503	TM CORPUS CHRISTI SERVICES LIMITED PARTNERSHIP	TXR000001016	NUECES	03/27/2008	200,000.00	100,000.00	100,000.00	100,000.00	100,000.00
IHW Court Orders Issued: 4						Total:	100,000.00	242,341.17	100,000.00	100,000.00
MSW	36459	BARNETT, WILLIAM *		HARRIS	06/17/2008	100,000.00	96,000.00	4,000.00	0.00	0.00
MSW	32886	HINOJOSA, ARMANDO JR	100083	BEXAR	03/31/2008	52,550.00	0.00	52,550.00	0.00	0.00
MSW	2457	Larry Fulton dba Chopperman	455010001	GRAY	03/27/2008	74,800.00	0.00	74,800.00	0.00	0.00
MSW	4853	Rogers Used Cars And Salvage		JASPER	05/22/2008	291,550.00	0.00	291,550.00	0.00	0.00
MSW Court Orders Issued: 4						Total:	96,000.00	422,900.00	0.00	0.00
OL	3559	Chris Seeman		LAMB	04/25/2008	3,500.00	0.00	3,500.00	0.00	0.00
OL Court Orders Issued: 1						Total:	0.00	3,500.00	0.00	0.00
PWS	25839	SHERIDAN, PHILIP	0150550	BEXAR	08/20/2008	1,000.00	0.00	1,000.00	0.00	0.00
PWS	7452	Walter Duvall	0140167	BELL	07/31/2008	7,500.00	0.00	7,500.00	0.00	0.00
PWS Court Orders Issued: 2						Total:	0.00	8,500.00	0.00	0.00
WQ	36437	5510 Acorn L.L.C.	WQ0012772001	HARRIS	04/02/2008	15,000.00	0.00	15,000.00	0.00	0.00
WQ	36395	Homestead AutoSalvage, Inc.	TXR05U975	HARRIS	01/04/2008	40,000.00	0.00	0.00	0.00	0.00
WQ	32824	I M T-H I Harbor Pointe Lp		HARRIS	12/31/2007	24,000.00	0.00	24,000.00	0.00	0.00
WQ	25275	Michlee Development Corporation	TXR15F301	TARRANT	10/02/2007	50,000.00	0.00	50,000.00	0.00	0.00
WQ Court Orders Issued: 4						Total:	0.00	89,000.00	0.00	0.00
WWA	26892	John Roof dba Roof Dairy	WQ0003277000	JOHNSON	08/26/2008	145,000.00	0.00	145,000.00	0.00	0.00
WWA Court Orders Issued: 1						Total:	0.00	145,000.00	0.00	0.00

Appendix 18: List of Court Orders Issued FY 2008

Multi-Media Programs

Date Range Selected : 09/01/2007 - 08/31/2008

Order Types Selected : BANKRUPTCY, DISMISSAL, FINAL JUDGMENT, RECEIVERSHIP, SETTLEMENT, TEMPORARY

PGM	Case No.	Respondent Name	TCEQ ID	County	Order Date	Penalty Assessed	Penalty Deferred	Payable Amount	SEP Cost	SEP Offset
MM	26679	City of La Villa	WQ0014781001	HIDALGO	04/30/2008	32,025.00	21,025.00	11,000.00	0.00	0.00
MM	34530	REA, ALDO		HARRIS	01/11/2008	13,125.00	0.00	13,125.00	0.00	0.00
MM Court Orders Issued: 2					Total:	45,150.00	21,025.00	24,125.00	0.00	0.00
Total Court Orders Issued : 22					GrandTotal:	1,700,904.17	217,025.00	1,060,554.17	100,000.00	100,000.00

Appendix 19: Criminal Convictions FY 2013

1. Case Name	Media Type	Number of Defendants	Felony Counts	Misdemeanor Counts	Date of Case Resolution
Upland Investments	Air	5 Individuals	5		3/18/13

Case Specifics:

On November 8, 2011, Bich Dong Ngo pleaded guilty to one felony count of False Statement under the Clean Air Act, 42 U.S.C. § 7413(c)(2)(A). On September 21, 2012, the United States District Court for the Northern District of Texas sentenced Bich Dong Ngo to 1 year probation, and no fine.

On January 1, 2012, Dahn Cong Tran pleaded guilty to one felony count of False Statement under the Clean Air Act, 42 U.S.C. § 7413(c)(2)(A). On September 5, 2012, the United States District Court for the Northern District of Texas sentenced Dahn Cong Tran to 1 year probation, and no fine.

On October 4, 2011, Huy Ngoc Nguyen pleaded guilty to one felony count of False Statement under the Clean Air Act, 42 U.S.C. § 7413(c)(2)(A). On September 5, 2012, the United States District Court for the Northern District of Texas sentenced Huy Ngoc Nguyen to 1 year probation, and no fine.

On August 7, 2012, Nghiem Van Tran pleaded guilty to one felony count of Conspiracy to Violate the Clean Air Act, 18 U.S.C. § 371, and 42 U.S.C. § 7413(c)(2)(A). On March 18, 2013, the United States District Court for the Northern District of Texas sentenced Nghiem Van Tran to 15 months imprisonment, which will begin on February 25, 2014, followed by one year of supervised release, and a \$5,000 fine.

On August 20, 2012, Nghi Cong Tran pleaded guilty to one felony count of Conspiracy to Violate the Clean Air Act, 18 U.S.C. § 371, and 42 U.S.C. § 7413(c)(2)(A). On December 5, 2012, the United States District Court for the Northern District of Texas sentenced Nghi Cong Tran to 15 months imprisonment, followed by one year of supervised release, and no fine.

A joint investigation conducted by TCEQ ECU, TX DPS, and EPA-CID determined that the defendants participated in a scheme to falsify vehicle emission tests.

This case was prosecuted by the United States Attorney's Office for the Northern District of Texas.

Appendix 19: Criminal Convictions FY 2013

2. Case Name	Media Type	Number of Defendants	Felony Counts	Misdemeanor Counts	Date of Case Resolution
Hot Transport	IHW	1 Individual	1		10/23/12

Case Specifics: On October 23, 2012, David Overdorf, pleaded guilty to one felony count of Disposal of Hazardous Waste without a Permit, 42 U.S.C. § 6928(d)(2)(A).

Mr. Overdorf was sentenced to five years probation, and ordered to pay a \$50,000 fine.

An investigation conducted by EPA-CID and TCEQ ECU determined that Mr. Overdorf illegally disposed of hazardous waste generated by HOT Transport. The hazardous waste consisted of tank wash wastewater that had the characteristics of ignitability and benzene toxicity.

This case was prosecuted by the United States Attorney's Office for the Eastern District of Texas.

3. Case Name	Media Type	Number of Defendants	Felony Counts	Misdemeanor Counts	Date of Case Resolution
Pemco Services, Inc	Water	1 Corporation	8		11/2/12

Case Specifics: On November 2, 2012, Pemco Services, Inc. pleaded guilty to eight felony counts of Unauthorized Discharge of a Waste or Pollutant, Tex. Water Code § 7.145(a)(1) and (a)(2).

After a sentencing hearing, Pemco Services, Inc. was ordered to pay a \$1,350,000 fine and \$14,534.31 restitution to the Texas Parks and Wildlife Department.

An investigation conducted by the TPWD and TCEQ ECU determined that Pemco Services Inc. operated a drilling mud landfarm in violation of its Railroad Commission permit. Pemco Services Inc. disposed more than the permit volume of drilling mud at the site, and allowed stormwater contaminated with drilling mud to run off the facility, in violation of Railroad Commission rules.

This case was prosecuted by the Travis County District Attorney's Office.

Appendix 19: Criminal Convictions FY 2013

4. Case Name	Media Type	Number of Defendants	Felony Counts	Misdemeanor Counts	Date of Case Resolution
Team Industrial Services, Inc.	Air	1 Corporation		1	11/15/12
<p>Case Specifics: On November 15, 2012, Team Industrial Services pleaded guilty to one count of Negligent Release of Hazardous Air Pollutants, 42 USC § 7413(c)(4) and 18 USC § 2.</p> <p>Team Industrial Services, Inc. was sentenced to five years probation, and a \$200,000.00 fine.</p> <p>An investigation by EPA-CID and TCEQ ECU determined that Team admitted that it negligently released hazardous pollutants from a refinery in Borger, Texas. Team Industrial Services did not follow required emission monitoring protocols, manipulated testing, and reported false information to EPA and TCEQ.</p> <p>This case was prosecuted by the United States Attorney's Office for the Northern District of Texas.</p>					

5. Case Name	Media Type	Number of Defendants	Felony Counts	Misdemeanor Counts	Date of Case Resolution
Battery Reclamation, Inc.	Waste	3 Individuals		3	12/12/12
<p>On December 3, 2012, Kathlene Ann Cox pleaded guilty to one misdemeanor count of Negligent Release of a Hazardous Air Pollutant, 42 U.S.C. § 7413(c)(4). On December 12, 2012, Ms. Cox was sentenced to 1 year probation.</p> <p>On December 3, 2012, Robert L. Curry, Sr. pleaded guilty to one misdemeanor count of Negligent Release of a Hazardous Air Pollutant, 42 U.S.C. § 7413(c)(4). On December 12, 2012, Mr. Curry was sentenced to 1 year probation.</p> <p>On December 3, 2012, Herbert A.F. Larsen pleaded guilty to one misdemeanor count of Negligent Release of a Hazardous Air Pollutant, 42 U.S.C. § 7413(c)(4). On December 12, 2012, Mr. Larsen was sentenced to 1 year probation.</p> <p>An investigation conducted by the TCEQ ECU and the EPA-CID determined that the defendants operated a battery recycling facility in Pecos, Texas. The processing of alkaline batteries at the facility resulted in the large amounts of zinc manganese powder which was contaminated with mercury and cadmium. The stockpiling of this waste at the facility resulted in the continued release of hazardous air pollutants from the facility.</p> <p>This case was prosecuted by the United States Attorney's Office for the Western District of Texas.</p>					

Appendix 19: Criminal Convictions FY 2013

6. Case Name	Media Type	Number of Defendants	Felony Counts	Misdemeanor Counts	Date of Case Resolution
McCulloch	Air	1 Corporation		1	12/14/12
<p>On December 14, 2012 McCulloch Auto Salvage, Inc. pleaded no contest to one misdemeanor count of Tampering with a Governmental Record, Tex. Penal Code § 37.10. McCulloch Auto Salvage, Inc. was ordered to pay a \$2,000 fine.</p> <p>An investigation conducted by the TCEQ ECU determined that McCulloch Auto Salvage submitted a falsified "Air Check Texas Retired Vehicle Transfer Manifest" to the TCEQ, which falsely indicated that a vehicle had been destroyed pursuant to the Low Income Vehicle Repair Assistance, Retrofit, and Accelerated Vehicle Retirement Program (LIRAP).</p> <p>This case was prosecuted by the Travis County Attorney's Office.</p>					

7. Case Name	Media Type	Number of Defendants	Felony Counts	Misdemeanor Counts	Date of Case Resolution
Champion Dirt	Air	1 Corporation 1 Individual	2	2	12/19/12
<p>On December 19, 2012, Champion Dirt, Inc. pleaded guilty to two first degree felony counts of Aggregated Securing Execution of a Document by Deception, Tex. Penal Code § 32.46. Champion Dirt, Inc. was ordered to pay a \$10,000 fine.</p> <p>On December 19, 2012, Billy Ray Martinez, Sr. pleaded guilty to two misdemeanor counts of Securing Execution of a Document by Deception, Tex. Penal Code § 32.46. Billy Ray Martinez was sentenced to 2 years probation, and ordered to pay \$340,000 restitution to the TCEQ TERP program.</p> <p>An investigation conducted by the TCEQ ECU determined that Billy Ray Martinez and Champion Dirt, Inc. obtained several TERP grants from the TCEQ by fraud.</p> <p>This case was prosecuted by the Travis County District Attorney's Office.</p>					

Appendix 19: Criminal Convictions FY 2013

8. Case Name	Media Type	Number of Defendants	Felony Counts	Misdemeanor Counts	Date of Case Resolution
Terra Biochem, LLC	Water	1 Corporation		1	2/1/13
<p>On February 1, 2013, Terra Biochem, LLC pleaded guilty to one misdemeanor count of Unauthorized Discharge, Tex. Water Code § 7.147. Terra Biochem, LLC was ordered to pay a \$37,447 fine and \$12,552.89 restitution to the Texas Parks and Wildlife Department.</p> <p>An investigation by the TCEQ ECU and Texas Parks and Wildlife determined that Terra Biochem, LLC discharged industrial wastewater from its facility without a permit.</p> <p>The case was prosecuted by the Travis County District Attorney's Office.</p>					

9. Case Name	Media Type	Number of Defendants	Felony Counts	Misdemeanor Counts	Date of Case Resolution
Charles Holston, Inc.	Water	3 Corporations		3	10/16/2012
<p>On October 16, 2012, Industrial Truck Lift, Inc. pleaded guilty to a class C misdemeanor count of Illegal Dumping, Tex. Health & Safety Code § 365.012, and paid a \$2000 fine.</p> <p>On October 16, 2012, Rig Tools, Inc. pleaded guilty to a class C misdemeanor count of Illegal Dumping, Tex. Health & Safety Code § 365.012, and paid a \$2000 fine.</p> <p>On October 16, 2012, BMG Industrial, Inc. pleaded guilty to a class C misdemeanor count of Illegal Dumping, Tex. Health & Safety Code § 365.012, and paid a \$2000 fine.</p> <p>In investigation by TPWD and TCEQ ECU determined that companies associated with Charles Holston, Inc. illegally disposed contaminated stormwater from oil/gas separation facility in Center, Texas.</p> <p>The case was prosecuted by the Travis County Attorney's Office.</p>					

Appendix 19: Criminal Convictions FY 2013

10. Case Name	Media Type	Number of Defendants	Felony Counts	Misdemeanor Counts	Date of Case Resolution
JT Kennard		1 Individual	1		3/7/13
<p>On March 7, 2013, JT Kennard pleaded guilty to one state jail felony count of Tampering with a Governmental Record, Tex. Penal Code § 37.10. JT Kennard was sentenced to 2 years deferred adjudication, and ordered to pay a \$200 fine.</p> <p>An investigation conducted by the TCEQ ECU determined that JT Kennard submitted falsified solid waste disposal records to the TCEQ Dallas/Fort Worth Regional Office. The falsified records were related to compliance with a pending administrative enforcement case.</p> <p>The case was prosecuted by the Tarrant County District Attorney's Office.</p>					

11. Case Name	Media Type	Number of Defendants	Felony Counts	Misdemeanor Counts	Date of Case Resolution
Fermin Collaso	Waste	1 Individual	1		7/16/13
<p>On July 16, 2013, Fermin Collaso pleaded guilty to one state jail felony count of Illegal Dumping, Tex. Health & Safety Code § 365.012. Fermin Collaso was sentenced to 3 years deferred adjudication, and ordered to pay a \$1,000 fine.</p> <p>An investigation conducted by the TCEQ ECU determined that Fermin Collaso illegally disposed solid waste, for commercial purposes, at 10040 Farm to Market Road 1346, in Bexar County.</p> <p>The case was prosecuted by the Bexar County District Attorney's Office.</p>					

Appendix 19: Criminal Convictions FY 2013

12.	Case Name	Media Type	Number of Defendants	Felony Counts	Misdemeanor Counts	Date of Case Resolution
	Stomper	Air	1 Corporation 1 Individual	1	1	8/1/13 8/29/13
<p>On July 29, 2013, Texas Lone Star Leasing, LLC pleaded guilty to one felony count of Aggregated Securing Execution of a Document by Deception, Tex. Penal Code § 32.46. Texas Lone Star Leasing, LLC, was ordered to pay a \$25,000 fine and \$194,610 in restitution to the TCEQ TERP program.</p> <p>On August 29, 2013, Raymond Tupper, Manager of Texas Lone Star Leasing, LLC pleaded guilty to one misdemeanor count of Securing Execution of a Document by Deception, Tex. Penal Code § 32.46. Mr. Tupper was sentenced to 2 years deferred adjudication.</p> <p>An investigation by the TCEQ ECU and EPA-CID determined that Patrick Todd, President of Texas Lone Star Leasing, LLC, and Raymond Tupper, Manager of Texas Lone Star Leasing, LLC obtained TERP grants through fraud. Specifically, the defendants submitted grant applications for replacement of three trucks, which contained falsified photographs indicating the trucks being replaced were larger and contained additional axles.</p> <p>The case was prosecuted by the Travis County District Attorney's office.</p>						

Appendix 20: Criminal Convictions FY2012

1. Case Name	Media Type	Number of Defendants	Felony Counts	Misdemeanor Counts	Date of Case Resolution
Stacy Wasek	WQ	1 Individual		2	10/04/2011
<p>Case Specifics: On October 4, 2011, Stacey Wasek pleaded guilty to two counts of Attempted Unauthorized Discharge of a Waste or Pollutant in violation of Tex. Water Code § 7.147.</p> <p>Ms. Wasek was sentenced to one year of deferred adjudication and was ordered to pay a \$70,000 fine, complete a TCEQ PST Operator training class, and perform 25 hours of community service.</p> <p>A TCEQ investigation determined that Ms. Wasek submitted falsified documents to a TCEQ Region 11 investigator in response to a Notice of Violation. The falsified documents indicated that necessary repairs had been made to spill and overfill equipment for an underground storage tank system, when in fact those repairs had not been made.</p> <p>The case was prosecuted by the Travis County District Attorney's Office.</p>					
2. Case Name	Media Type	Number of Defendants	Felony Counts	Misdemeanor Counts	Date of Case Resolution
Enviro Technology, Brian Spacek	WQ	1 Individual	1		10/20/11
<p>Case Specifics: On October 20, 2011, Brian Spacek pleaded guilty to one state jail felony count of Tampering with a Governmental Record, Tex. Penal Code § 37.10.</p> <p>Mr. Spacek was sentenced to two years probation.</p> <p>A TCEQ investigation determined that Brian Spacek falsified chain of custody and laboratory analytical reports. The analytical reports were submitted to the City of Austin and other governmental entities by clients of Mr. Spacek's company, Enviro Technology, Inc. for the purpose of wastewater compliance monitoring required by the Clean Water Act.</p> <p>The case was prosecuted by the Travis County District Attorney's Office.</p>					
3. Case Name	Media Type	Number of Defendants	Felony Counts	Misdemeanor Counts	Date of Case Resolution
Thunderbolt	WQ	1 Individual 2 Corporations	6		10/24/2011

Appendix 20: Criminal Convictions FY2012

Case Specifics: On October 24, 2011, I.C.T Engines, Inc., DBA Thunderbolt pleaded guilty to two felony counts of an Unauthorized Discharge, in violation of the Tex. Water Code § 7.145.

I.C.T Engines, Inc. was ordered to pay a \$6,000 fine.

On October 24, 2011, Impaco, Inc. pleaded guilty to two felony counts of an Unauthorized Discharge, in violation of the Tex. Water Code § 7.145.

Impaco, Inc. was ordered to pay a \$6,000 fine.

On October 24, 2011, Harry Hartley II pleaded guilty to two felony counts of an Unauthorized Discharge, in violation of the Tex. Water Code § 7.145.

Mr. Hartley was sentenced to ten years probation, ordered to pay \$6,000 in fines and ordered to pay \$30,000 in restitution to the City of Houston.

A joint investigation by TPWD, TCEQ and the Houston Police Department determined that the defendants violated Tex. Water Code § 7.145 by discharging industrial waste water into a storm drain.

4. Case Name	Media Type	Number of Defendants	Felony Counts	Misdemeanor Counts	Date of Case Resolution
A & F Industrial Services	WQ	2 Individuals	3		11/09/2011

Appendix 20: Criminal Convictions FY2012

Case Specifics: On July 7, 2011, Julie Perez pleaded guilty to one count of conspiracy to violate the Clean Water Act, 18 U.S.C. § 371.

On November 9, 2011, Ms. Perez was sentenced to five years probation and ordered to pay \$11,300 restitution to the San Antonio Water System.

On July 7, 2011, Patricia Guzman pleaded guilty to one count of Conspiracy to violate the Clean Water Act, 18 U.S.C. § 371 and one count of Removal of Property to Prevent Seizure, 18 U.S.C. § 2232.

On November 9, 2011, Ms. Guzman was sentenced to five years probation and ordered to pay \$11,300 restitution to the San Antonio Water System.

A joint EPA and TCEQ investigation determined that Julie Perez and Patricia Guzman conspired to discharge thousands of gallons of used restaurant grease and sludge into Huebner Creek and sewer pipes leading to Dos Rios Water Recycling Center by completing missing information on disposal manifests and forging driver's signatures on disposal manifests, which indicated under-reporting of grease and sludge waste.

The case was prosecuted by the United States Attorney's Office for the Western District of Texas.

5. Case Name	Media Type	Number of Defendants	Felony Counts	Misdemeanor Counts	Date of Case Resolution
Salvador Farias	MSW	1		1	11/15/11

Case Specifics: On November 15, 2011, Salvador Farias, III, pleaded guilty to 1 misdemeanor count of Illegal Dumping, Tex. Health & Safety Code § 365.012.

Mr. Farias was sentenced to one year deferred adjudication and ordered to pay a \$500 fine.

An investigation conducted by TCEQ and the San Antonio Police Department determined that Mr. Farias allowed the disposal of construction demolition debris and wood debris on his property, located at 13105 Babcock Road, in San Antonio.

This case was prosecuted by the Bexar County District Attorney's Office.

6. Case Name	Media Type	Number of Defendants	Felony Counts	Misdemeanor Counts	Date of Case Resolution
HOT Transport	IHW	1 Individual	1		11/22/11

Appendix 20: Criminal Convictions FY2012

Case Specifics: On November 22, 2011, Clinton Promise pleaded to one felony count of Disposal of Hazardous Waste Without a Permit, 42 USC § 692(d)(2)(A).

Mr. Promise was sentenced to three years probation, ordered to pay a \$3,000.00 fine and to perform 40 hours of community service.

An investigation by EPA and TCEQ determined that Mr. Promise illegally disposed approximately 45,000 lbs of hazardous waste generated by HOT Transport. The hazardous waste consisted of tank wash wastewater that had the characteristics of Ignitability and Benzene Toxicity.

This case was prosecuted by the United States Attorney's Office for the Eastern District of Texas.

7. Case Name	Media Type	Number of Defendants	Felony Counts	Misdemeanor Counts	Date of Case Resolution
Carlos Pedro Martinez	MSW	1 Individual	1		01/04/12

Case Specifics: On January 4, 2012, Carlos Pedro Martinez, pleaded guilty to 1 felony count of Illegal Dumping, in violation of Tex. Health & Safety Code § 365.012.

Mr. Martinez was sentenced to 4 years deferred adjudication and ordered to pay a \$1000 fine, and complete 120 hours of community service.

An investigation by TCEQ and the Nueces County Constable's Office determined that Mr. Martinez, the owner of Coastal Sweeping Services, Inc., disposed more than 40 loads of street sweeping waste at an unpermitted location.

The case was prosecuted by the Nueces County District Attorney's office.

8. Case Name	Media Type	Number of Defendants	Felony Counts	Misdemeanor Counts	Date of Case Resolution
Maria Huerta	WQ	1 Individual		1	01/09/12

Appendix 20: Criminal Convictions FY2012

Case Specifics: On January 9, 2012, Maria Huerta pleaded guilty to one count of Tampering with a Governmental Record in violation of Tex. Penal Code § 37.10.

Ms. Huerta was sentenced to 12 months deferred adjudication, ordered to pay a \$1,500 fine and ordered to forfeit her OSSF License for the period of probation.

A TCEQ investigation determined that Mary Huerta submitted a false governmental record to the TCEQ. Specifically, Ms. Huerta attended the 2010 Texas On-Site Wastewater Treatment Research Council training, and on February 23, 2011, submitted documentation to the TCEQ which indicated Angel Huerta had also attended that training, and Angel Huerta did not attend the training.

The case was prosecuted by the Travis County Attorney's Office.

9. Case Name	Media Type	Number of Defendants	Felony Counts	Misdemeanor Counts	Date of Case Resolution
Belvan Corp. Michael Davis, Daniel Meacham & Robert Stewart	AIR	1 Corporation 3 Individuals	1	3	3/23/12 1/18/12

Appendix 20: Criminal Convictions FY2012

Case Specifics: On December 22, 2011, Belvan Corp pleaded guilty to 1 felony count of Violating the Clean Air Act, 42 USC § 7412(c)(2)(B), Failure to Notify or Report under the Clean Air Act, 42 USC § 7413(c)(2)(B), and Aiding and Abetting, 18 USC § 2.

On March 23, 2012, Belvan Corp was sentenced to five years probation, and ordered to pay a \$500,000 fine.

On January 18, 2012, Michael Davis, Vice President of Engineering and Operations of Belvan Corp., pleaded guilty to one misdemeanor count of Negligent Endangerment under the Clean Air Act, 42 USC § 7413(c)(4), and Aiding and Abetting, 18 USC § 2.

Mr. Davis was sentenced to one year probation, ordered to pay a \$50,000 fine, and ordered to complete an 8 Hour Environmental Awareness Training.

On January 18, 2012, Daniel Valmer Meacham, Operations Supervisor of Belvan Corp., pleaded guilty to 1 misdemeanor count of Negligent Endangerment under the Clean Air Act, 42 USC § 7413(c)(4), and Aiding and Abetting, 18 USC § 2.

Mr. Meacham was sentenced to one year probation, ordered to pay a \$22,000 fine, and ordered to complete an 8 Hour Environmental Awareness Training.

On January 18, 2012, Robert Mark Stewart, Environmental Coordinator of Belvan Corp., pleaded guilty to 1 misdemeanor count of Negligent Endangerment under the Clean Air Act, 42 USC § 7413(c)(4), and Aiding and Abetting, 18 USC § 2.

Mr. Stewart was sentenced to one year probation, ordered to pay a \$15,000 fine, and to complete an 8 Hour Environmental Awareness Training.

A joint EPA and TCEQ investigation determined that the Defendants violated the Clean Air Act by allowing the release of hydrogen sulfide, sulfur dioxide, and other air pollutants from the Belvan Midway Lane Gas Processing Plant, from October 15, 2005 to December 12, 2008, and negligently placed people in imminent danger of death or serious bodily injury. The Defendants also negligently failed to notify the appropriate regulatory authorities of the continuing emission event, as required by the Clean Air Act.

The case was prosecuted by the United States Attorney's Office for the Northern District of Texas.

10. Case Name	Media Type	Number of Defendants	Felony Counts	Misdemeanor Counts	Date of Case Resolution
Allan Doss	MSW	1		1	1/20/12

Appendix 20: Criminal Convictions FY2012

Case Specifics: On January 20, 2012, pleaded no contest to one misdemeanor count of Illegal Dumping, Texas Health & Safety Code § 365.012.

Mr. Doss was sentenced to one month deferred adjudication, and ordered to pay a \$500 fine.

And investigation conducted by TPWD and TCEQ determined that Mr. Doss disposed a brush pile and a dead horse in the Colorado River.

The case was prosecuted by the Travis County Attorney's Office.

11. Case Name	Media Type	Number of Defendants	Felony Counts	Misdemeanor Counts	Date of Case Resolution
Bencor, LLC/Christine Giese	IHW	1 Corporation 1 Individual	1	1	3/23/12

Case Specifics: On March 23, 2012, Bencor, LLC pleaded guilty to one felony count of Transportation of Hazardous Waste Without a Manifest, in violation of Texas Water Code § 7.162.

Bencor, LLC was ordered to pay a \$50,000 fine.

On March 23, 2012, Christine Giese pleaded guilty to one misdemeanor count of Violations Relating to Hazardous Waste.

Ms. Giese was sentenced to 1 year deferred adjudication probation and ordered to pay \$15,138.86 in restitution to the TCEQ.

An investigation conducted by TCEQ, TPWD, and EPA determined that Christine Giese and Bencor, LLC caused drums containing hazardous wastes to be transported from the Bencor, LLC facility in Brenham to storage unit on Ponds Springs Road in Austin, Texas. The hazardous wastes were then abandoned in the storage unit.

The case was prosecuted by the Travis County District Attorney's Office.

12. Case Name	Media Type	Number of Defendants	Felony Counts	Misdemeanor Counts	Date of Case Resolution
Curby Ohneiser/ Ohnheiser Properties	AIR	1 Corporation		1	6/11/12

Appendix 20: Criminal Convictions FY2012

Case Specifics: On June 11, 2012, Ohneiser Properties pleaded no contest to 1 misdemeanor count of Tampering with a Governmental Record in violation of Tex. Penal Code § 37.09.

Ohneiser Properties was ordered to pay a \$10,000 fine.

An investigation by the TCEQ Environmental Crimes Unit determined that Curby Ohneiser, owner of Ohneiser Properties, submitted a falsified Request for Reimbursement to the TCEQ TERP program. On July 19, 2010, Ohneiser submitted a Request for Reimbursement for a 2007 John Deere tractor, with supporting documentation which indicated the tractor was purchased from Brazos Valley Equipment Company in Waco, when in fact the tractor was purchased from a private seller.

The case was prosecuted by the Travis County Attorney's Office.

13. Case Name	Media Type	Number of Defendants	Felony Counts	Misdemeanor Counts	Date of Case Resolution
Rodgers	MSW	2 Individuals	1	1	6/11/12

Case Specifics: On June 11, 2012, Gregory Allan Rodgers pleaded guilty to one felony count of illegal dumping in violation of Texas Health & Safety Code § 365.012.

Mr. Rodgers was ordered to pay \$25,038.89 restitution (joint and several liability with co-defendant), sentenced to 5 years probation, and ordered to complete 100 hours of community service and forfeit his TCEQ scrap tire hauler license.

On June 11, 2012, Ruth Rodgers pleaded guilty to one misdemeanor count of Illegal Dumping in violation of Texas Health & Safety Code § 365.012.

Mrs. Rodgers was ordered to pay \$25,038.89 restitution (joint and several liability with co-defendant), sentenced to 2 years probation, and ordered to complete 100 hours of community service and forfeit her TCEQ scrap tire hauler license.

A joint investigation conducted by TCEQ and the Travis County Attorney's Office determined that Mr. and Mrs. Rodgers illegally dumped tires at unpermitted location, 5490 East Highway 290, Giddings, Texas, which was not an approved solid waste disposal site.

The case was prosecuted by the Travis County District Attorney's Office.

14. Case Name	Media Type	Number of Defendants	Felony Counts	Misdemeanor Counts	Date of Case Resolution
Hisle	WQ	1 Individual		1	6/12/12

Appendix 20: Criminal Convictions FY2012

Case Specifics: On June 12, 2012, James Fredrick Hisle pleaded no contest to the offense of Unauthorized Discharge, in violation of the Tex. Water Code § 7.147.

Mr. Hisle was ordered to pay a fine of \$2,000.00.

An joint investigation conducted by TCEQ and TPWD determined that on or about July 1, 2010, Mr. Hisle allowed the discharge of a waste or a pollutant into water in the state.

The case was prosecuted by the Travis County Attorney's Office.

15. Case Name	Media Type	Number of Defendants	Felony Counts	Misdemeanor Counts	Date of Case Resolution
Jack Kile	PWS	1 Individual	1		8/6/12

Case Specifics: On August 6, 2012, Jack Kile pleaded guilty to one state jail felony count of Tampering with a Governmental Record in violation of Tex. Penal Code § 37.09.

Mr. Kile was sentenced to 3 years deferred adjudication, ordered to pay a \$2500 fine, must and complete a water utility management course.

An investigation by the TCEQ Environmental Crimes Unit determined Mr. Kile knowingly submitted falsified Surface Water Monthly Operating Reports to the Texas TCEQ from June 2009 to January 2010. The falsified reports indicated that the turbidity in drinking water produced by West Cedar Creek MUD was within acceptable limits, when in fact the turbidity was too high.

The case was prosecuted by the Travis County District Attorney's Office.

16. Case Name	Media Type	Number of Defendants	Felony Counts	Misdemeanor Counts	Date of Case Resolution
Up-Land Investments / Ngan Tien Tran	AIR	1 Individual	1		8/13/12

Appendix 20: Criminal Convictions FY2012

Case Specifics: On April 2, 2012, 2012, Ngan Tien Tran pleaded guilty to one felony count of Making a False Statement in violation of Title 18, USC § 1001.

On August 13, 2012, Mr. Tran was sentenced to 12 months and one day imprisonment, and one year probation.

A joint investigation conducted by TCEQ, TX DPS, and EPA-CID investigation determined that Mr. Tran participated in a scheme to falsify vehicle emission tests.

The case was prosecuted by the United States Attorney's Office for the Northern District of Texas.

Appendix 21: Criminal Convictions FY2011

1. Case Name	Media Type	Number of Defendants	Felony Counts	Misdemeanor Counts	Date of Case Resolution
Outdoor Creations Company	PI	1 Individual	1		9/03/10
<p>Case Specifics: On July 24, 2009, Robert Barton McCans, Jr., was convicted of one count of violating Texas Penal Code 31.02, Theft (\$1,500-\$20,000 [SJF]).</p> <p>McCans was sentenced to five (5) years probation, fined \$500, and ordered to pay restitution of \$10,100 to the victims of his scheme.</p> <p>On September 3, 2010, Mr. McCans was found to be in violation of conditions of his probation and was sentenced to one year of incarceration.</p> <p>The charges are a result of Mr. McCans holding himself out as a TCEQ-licensed landscape irrigator to securing job contracts and payments then absconding with payment.</p>					
2. Case Name	Media Type	Number of Defendants	Felony Counts	Misdemeanor Counts	Date of Case Resolution
Fleet Management Limited	WQ	1 Corporation 2 Individuals	6		9/14/2010 11/22/10
<p>Case Specifics: On June 3, 2010, Fleet Management Limited pleaded guilty to one count of failing to maintain an accurate oil record book as required by the Act to Prevent Pollution in violation of 18 U.S.C., Section 2 and two counts of making false statements to the U.S. Coast Guard in violation of 18 U.S.C., Section 1001(a).</p> <p>On September 14, 2010, Fleet Management Limited was ordered to serve four years probation and pay a \$3,000,000 fine.</p> <p>On November 22, 2010, Prasada Reddy Mareddy pleaded guilty of one count of Conspiracy to Obstruct a U.S. Coast Guard Investigation in violation of 18 U.S.C. Section 371 and 1519. Mr. Mareddy was ordered to serve five years probation and pay a \$300 fine.</p> <p>On November 22, 2010, John Porunnolil Zacharias pleaded guilty of one count of Conspiracy to Obstruct a U.S. Coast Guard Investigation in violation of 18 U.S.C. Section 371 and 1519 and one count of Failure to Maintain an Oil Record Book in violation of 33 U.S.C. Section 1908(a), 33 C.F. R. Section 151.25. Mr. Zacharias was ordered to serve five years probation and pay a \$300 fine.</p> <p>The charges resulted from allegations made by crewman from vessel Lowlands Sumida alleging that the vessel was bypassing oil water separator and discharging unmonitored waste oil, sludge, and oily bilge water, directly the open sea.</p>					

Appendix 21: Criminal Convictions FY2011

3. Case Name	Media Type	Number of Defendants	Felony Counts	Misdemeanor Counts	Date of Case Resolution
Bell County Carpet	WQ	1 Corporation		1	9/15/10
<p>Case Specifics: On September 15, 2010, Bell County Carpet Cleaning, Inc. pleaded guilty to one count of unauthorized discharge, in violation of Tex. Water Code section 7.147.</p> <p>Bell County Carpet Cleaning, Inc. was ordered to pay a \$3,700 fine.</p> <p>The charges are a result of an employee of Bell County Carpet Cleaning, Inc. discharging wastewater and cleaning solution into a storm sewer.</p>					
4. Case Name	Media Type	Number of Defendants	Felony Counts	Misdemeanor Counts	Date of Case Resolution
Gulf Chemical & Metallurgical Corp,	WQ	1 Individual	11		9/28/10
<p>Case Specifics: On September 28, 2010, Raj Vadlamudi, a former environmental manager of Gulf Chemical, pleaded guilty to 11 counts of intentional or knowing unauthorized discharge, in violation of Tex. Water Code 7.145.</p> <p>Mr. Vadlamudi was ordered to serve three years probation and pay a \$5,000 fine.</p> <p>The charges resulted from Gulf Chemical & Metallurgical Corp. intentionally discharging wastewater which exceeded their permit limits.</p>					
5. Case Name	Media Type	Number of Defendants	Felony Counts	Misdemeanor Counts	Date of Case Resolution
Michael Lloyd Norfleet	PI / WQ	1 Individual		1	10/1/10
<p>Case Specifics: On October 1, 2010, Michael Lloyd Norfleet pleaded guilty to one count of tampering with a governmental record in violation of Tex. Penal Code section 37.09.</p> <p>Mr. Norfleet was ordered to pay a \$2000 fine.</p> <p>The charge resulted from Mr. Norfleet's submission of a falsified notice of construction for a petroleum storage tank removal.</p>					

Appendix 21: Criminal Convictions FY2011

6. Case Name	Media Type	Number of Defendants	Felony Counts	Misdemeanor Counts	Date of Case Resolution
C & C Road Construction Inc.	MSW	1 Individual		1	10/13/10
<p>Case Specifics: On October 13, 2010, Alfredo Francisco Corral, the Superintendent of C & C Road Construction Inc. pleaded guilty to one count of illegal dumping in violation of Tex. Health & Safety Code section 365.012.</p> <p>Mr. Corral was ordered to pay a \$500 fine. C & C Road Construction Inc. also agreed to provide up to \$10,000 of clean-up services to Keep El Paso Beautiful.</p> <p>The charges resulted from C & C Road Construction Inc. illegally dumping waste generated from the Keep El Paso Beautiful, Mesa Project in El Paso County.</p>					
7. Case Name	Media Type	Number of Defendants	Felony Counts	Misdemeanor Counts	Date of Case Resolution
Daniel Sloan/ Emission Reduction Specialists	PI/Air	1 Individual 1 Corporation	2 4		11/19/10
<p>Case Specifics: On November 19, 2010, Daniel J. Sloan, owner and President of Emissions Reduction Specialists (ERS), pleaded guilty to two counts of Securing Execution of Document by Deception, a 2nd Degree Felony. In addition, the corporation Emission Reduction Specialist, pleaded guilty to four 1st Degree Felony counts of Securing Execution of Document by Deception.</p> <p>Mr. Sloan was sentenced to 10 years of probation and must pay \$90,000 in restitution to the Texas Commission on Environmental Quality TERP program and Emission Reduction Specialist, received a \$10,000 fine.</p> <p>The investigation conducted by the TCEQ Environmental Crimes Unit found that Sloan included inflated bid quotes in grant applications submitted to TCEQ's Texas Emission Reduction Plan (TERP). Specifically, Mr. Sloan inflated the quotes to include his consultant fees, which Mr. Sloan knew was not allowed by the TERP program.</p>					

Appendix 21: Criminal Convictions FY2011

8. Case Name	Media Type	Number of Defendants	Felony Counts	Misdemeanor Counts	Date of Case Resolution
Bruce Schibik	WQ/PI	1 Individual	26		12/2/10
<p>Case Specifics: On December 2, 2010, Bruce Schibik pleaded guilty to 26 counts of an intentional or knowing unauthorized discharge in violation of Tex. Water Code section 7.145.</p> <p>Mr. Schibik was ordered to pay a \$26,000 fine, to serve five years of probation and to not work as an environmental manager during the term of his probation.</p> <p>The investigation conducted by the TCEQ Environmental Crimes Unit found that Schibik trained and directed certain Bayshore Industrial employees to take grab samples rather than flow weighted composite samples of treated wastewater required by Bayshore Industrial's NPDES permit. Schibik then allowed the samples to be analyzed at an offsite contract laboratory knowing the samples were not collected properly. Once Schibik received the data back from the lab for the samples, he hand wrote the lab results on the DMR form, hand wrote on the DMR that the samples were composite samples, signed the DMR and submitted it to the TCEQ every month for thirty-six (36) months from January 2006 to December 2008. Schibik submitted the DMRs to the TCEQ Austin Office with full knowledge of their falsity and with the intent that the DMRs be accepted by the TCEQ as a genuine and truthful governmental record. Bayshore Industrial discovered what Schibik was doing and, after conducting an internal investigation, fired Schibik on 3/24/09.</p>					
9. Case Name	Media Type	Number of Defendants	Felony Counts	Misdemeanor Counts	Date of Case Resolution
Ricky Pruitt	IHW	1 Individual	1		1/25/11
<p>Case Specifics: On January 25, 2011 Ricky Pruitt was found to be in violation of conditions of his probation and his probation was revoked.</p> <p>Mr. Pruitt was ordered to serve two years at TDCJ.</p> <p>Mr. Pruitt was originally placed on probation on July 9, 1999 as a result of his conviction related to providing falsified insurance documentation to the TCEQ that was required under TCEQ hazardous waste rules.</p>					

Appendix 21: Criminal Convictions FY2011

10. Case Name	Media Type	Number of Defendants	Felony Counts	Misdemeanor Counts	Date of Case Resolution
Nelson King d/b/a Affordable Lawn Care	Air	1 Individual		1	2/02/11
<p>Case Specifics: On February 2, 2011, Nelson King pleaded guilty to one count of misdemeanor illegal outdoor burning in violation of the Tex. Water Code 7.177.</p> <p>Mr. King was sentenced to 8 months probation, fined \$500, and must perform 40 hours of community supervised release.</p> <p>The charges resulted from an illegal outdoor burning incident which occurred in 2008. Mr. King had been previously informed about the outdoor burning prohibition by Wise County Fire Marshall and a TCEQ investigator, while investigating identical complaints received on Mr. King.</p>					
11. Case Name	Media Type	Number of Defendants	Felony Counts	Misdemeanor Counts	Date of Case Resolution
North American Steel Corporation	PI / AIR	1 Corporation		1	2/08/11
<p>Case Specifics: On February 8, 2011, North American Steel Corporation pleaded guilty to one count of tampering with a governmental record in violation of Tex. Penal Code section 37.10.</p> <p>North American Steel Corporation was ordered to a \$100,000 fine.</p> <p>The investigation conducted by the TCEQ Environmental Crimes Unit found that North American Steel Corporation submitted an air permit application which falsely represented that certain pollution control measure were in place.</p>					

Appendix 21: Criminal Convictions FY2011

12. Case Name	Media Type	Number of Defendants	Felony Counts	Misdemeanor Counts	Date of Case Resolution
Capitol City Disposal, Incorporated	MSW	1 Corporation	26		2/08/11
		1 Individual	26		4/14/11

Case Specifics: On January 26, 2011, Capitol City Disposal, Incorporated pleaded guilty to 26 counts of felony illegal dumping in violation of Tex. Health & Safety Code section 365.012. On April 14, 2011, Juan Deanda pleaded guilty to 26 counts of felony illegal dumping in violation of Tex. Health & Safety Code section 365.012.

Capitol City Disposal, Incorporated was ordered to pay \$200,000 fine.

Juan Deanda was sentenced to 3 years probation, ordered to pay a \$100,000 fine, and ordered to restore the property where the illegal dumping occurred to its original condition within 60 days.

The investigation conducted jointly with the Travis County Attorney's Office and the Texas Environmental Task Force found that Capitol City Disposal, Inc. was operating an unpermitted landfill in Travis County.

13. Case Name	Media Type	Number of Defendants	Felony Counts	Misdemeanor Counts	Date of Case Resolution
YDIDI I, L.P., d/b/a Chaparral Ice Center	WQ	1 Corporation	1		2/08/11

Case Specifics: On February 8, 2011, YDIDI I, L.P., d/b/a Chaparral Ice Center pleaded guilty to 1 count of felony intentional or knowing unauthorized discharge in violation of Tex. Water Code section 7.145.

YDIDI I, L.P., d/b/a Chaparral Ice Center was ordered to pay a \$75,000 fine.

The investigation conducted jointly with the Travis County Attorney's Office, Travis County Sheriff's Office and TCEQ found that YDIDI I, L.P., d/b/a Chaparral Ice Center intentionally and knowingly discharged industrial waste. Specifically, waste ice removed from the ice rink, which contained a chemical colorant, was allowed to melt into a storm drain which then flowed into a nearby creek.

Appendix 21: Criminal Convictions FY2011

14. Case Name	Media Type	Number of Defendants	Felony Counts	Misdemeanor Counts	Date of Case Resolution
A&F Industrial Services	WQ	1 Individual	2		4/13/11
<p>Case Specifics: On April 13, 2011, Jacob Tom Ojeda pleaded guilty to 1 count of Conspiracy, 18 USC 371 and to 1 count of Knowing discharge of a pollutant and Falsification of Records, 18, USC 1519.</p> <p>Jacob Tom Ojeda was sentenced in the Western District of Texas to 13 months imprisonment, three years supervised release, \$100 special assessment and \$11,300 in restitution as applied to Count 1 of the Indictment. He was also sentenced to 13 months imprisonment; two years supervised release and \$100 special assessment as applied to Count #4 of the Indictment. Count 1 and Count 4 are to run concurrently.</p> <p>This is the result of Jacob Tom Ojeda's unpermitted discharge into the sewers of San Antonio, thereby unpermitted disposal of waste to the waters of the State of Texas and the waters of the U.S. through an investigation conducted jointly with the EPA-CID and the TCEQ ECU.</p>					
15. Case Name	Media Type	Number of Defendants	Felony Counts	Misdemeanor Counts	Date of Case Resolution
Arturo A. Gerardo	MSW	1 Individual		1	4/14/11
<p>Case Specifics: On April 14, 2011, Arturo A. Gerardo pleaded guilty to 1 count of count of illegal dumping in violation of Tex. Health & Safety Code section 365.012.</p> <p>Mr. Gerardo was ordered to pay a fine of \$750.</p> <p>This is the result of Arturo Gerardo illegally dumping residential trash into the Arroyo adjacent to 713 Coach, Canutillo, Texas.</p>					

Appendix 21: Criminal Convictions FY2011

16. Case Name	Media Type	Number of Defendants	Felony Counts	Misdemeanor Counts	Date of Case Resolution
Ricardo Gonzales/ R&K Fabricating, Inc.	AIR	1 Individual 1 Corporation		2 1	5/23/11 5/23/11
<p>Case Specifics: On May 23, 2011, Ricardo Gonzales pleaded guilty to 2 counts of intentionally or knowingly violating the Clean Air Act, in violation of Tex. Water Code section 7.177. In addition R&K Fabrication, Inc. pleaded guilty to 1 count of intentionally or knowingly Violating the Clean Air Act, in violation of Tex. Water Code section 7.177.</p> <p>Mr. Ricardo Gonzales was sentenced to 1 year probation, ordered to pay a fine of \$25,000, and ordered to cease all sandblasting and surface coating operations until all required permits are obtained from the TCEQ. R & K Fabrication was ordered to pay a fine of \$175,000.</p> <p>The investigation conducted by the TCEQ and the Travis County Attorney's Office determined that Ricardo Gonzalez had been operating a manufacturing facility that included sandblasting and surface coating operations that are subject to TCEQ air quality permits. Mr. Gonzales was aware of the permitting requirements, and continued his operation without obtaining the required air quality permits.</p>					
17. Case Name	Media Type	Number of Defendants	Felony Counts	Misdemeanor Counts	Date of Case Resolution
Riedel Imaging/Pro Med Tech, Inc.	MSW	1 Corporation		1	7/13/11
<p>Case Specifics: On July 13, 2011, Pro Med Tech, Inc. pleaded to 1 misdemeanor count of Littering, in violation of Tex. Health and Safety Code section 365.012.</p> <p>Pro Med. Tech, Inc. was assessed a \$400 fine.</p> <p>An Investigation conducted by the TCEQ, Texas Parks and Wildlife Department ECU, and the Travis County Attorney's office determined that Pro Med Tech, Inc. illegally disposed of waste at in a car wash drain, without the appropriate authorization.</p>					

Appendix 21: Criminal Convictions FY2011

18. Case Name	Media Type	Number of Defendants	Felony Counts	Misdemeanor Counts	Date of Case Resolution
Jaime Tarango	MSW	1 Individual	1		7/15/11
<p>Case Specifics: On July 15, 2011, Jaime Tarango pleaded guilty to 1 count of illegal dumping, in violation of Tex. Health & Safety Code section 365.012.</p> <p>Mr. Jaime Tarango was sentenced to 5 years Deferred Adjudication, ordered to pay \$9,472.45 in restitution to TXDOT, and pay a \$4,000 fine.</p> <p>A TCEQ ECU investigation determined that on July 17, 2009, Mr. Tarango disposed 21 gallons of a diesel/gasoline mixture into the grass area abutting Interstate 10, near Plateau, Texas, in Culberson County. Mr. Tarango's actions resulted in TXDOT remediating the site, at a cost of \$9,472.45.</p>					
19. Case Name	Media Type	Number of Defendants	Felony Counts	Misdemeanor Counts	Date of Case Resolution
Odis Pfeifer	PWS	1 Individual		1	08/08/11
<p>Case Specifics: On August 8, 2011, Odis Hermann Pfeiffer II pleaded guilty to 1 misdemeanor count of Tampering with a Governmental Record, in violation of Tex. Penal Code section 37.10.</p> <p>Mr. Pfeiffer was sentenced to 2 years probation and ordered to complete 100 hours of community service.</p> <p>An investigation conducted by TCEQ Environmental Crimes Unit determined that Mr. Pfeiffer falsified Disinfectant Level Quarterly Operating Reports submitted for the Fayette Water Supply Corporation.</p>					

Appendix 21: Criminal Convictions FY2011

20. Case Name	Media Type	Number of Defendants	Felony Counts	Misdemeanor Counts	Date of Case Resolution
OSU Charles Ray Smith	WQ	1 Individual	1		8/10/11
<p>Case Specifics: On August 10, 2011, Charles Ray Smith pleaded guilty to one count of Unauthorized Discharge, in violation of Texas Water Code, Section 7.145.</p> <p>Mr. Smith was sentenced to 4 years probation, deferred adjudication and ordered to pay a fine of \$10,000, with \$9,000 of the fine deferred.</p> <p>An investigation conducted by TCEQ Environmental Crimes Unit and Texas Parks and Wildlife determined that Mr. Smith discharged salt water from a drilling operation into water in the state.</p>					
21. Case Name	Media Type	Number of Defendants	Felony Counts	Misdemeanor Counts	Date of Case Resolution
Mohammad Sultan	PST	1 Individual	6		8/18/11
<p>Case Specifics: On August 18, 2011, Mohammad Aftab Sultan pleaded guilty to five counts of Attempted Tampering with or Fabricating Physical Evidence, in violation of Tex. Penal Code section 32.09, and one count of Tampering with a Governmental Record, in violation of Tex. Penal Code section 32.10.</p> <p>Mr. Sultan was sentenced to 2 years probation and ordered to pay a \$60,000.00 fine.</p> <p>A TCEQ ECU investigation determined that Mr. Sultan submitted falsified documents to the TCEQ in response to a petroleum storage tank inspection conducted by the TCEQ Beaumont Regional Office.</p>					

Appendix 21: Criminal Convictions FY2011

22. Case Name	Media Type	Number of Defendants	Felony Counts	Misdemeanor Counts	Date of Case Resolution
Oil Patch	WQ	1 Corporation	1		8/26/11
<p>Case Specifics: On August 26, 2011, Oil Patch Water & Sewer Services, LLC, pleaded guilty to one count of Intentional or Knowing Unauthorized Discharge, in violation of Tex. Water Code section 7.145</p> <p>Oil Patch Water & Sewer Services, LLC was ordered to pay a \$150,000 fine.</p> <p>An investigation conducted by TCEQ ECU and TPWD determined that Oil Patch Water & Sewer Services, LLC, which provides septic hauling services for oil and gas drilling sites, discharged wastewater into a pond in Hill County, without a permit.</p>					

Appendix 22: Criminal Convictions FY2010

1. Case Name	Media Type	Number of Defendants	Felony Counts	Misdemeanor Counts	Date of Case Resolution
Lilly Grove Special Utility District	Air	1 Corporation	1		10/22/09
<p>Case Specifics: On October 22, 2009, Lilly Grove Special Utility District was convicted of committing one count of Reckless Emission of Air Contaminant & Endangerment in violation of TWC 7.182.</p> <p>The court ordered Lilly Grove Special Utility District to contribute \$5000 to Keep Nacogdoches Beautiful in lieu of assessing a fine.</p> <p>The charges were result of the release of a leaking 100-pound canister of chlorine gas into the air in January 6, 2009 by an employee under the direct instruction of a utility manager. Liquid chlorine, a contaminant when airborne, is harmful to the eyes, skin and mucous membranes, and can be fatal if ingested in high concentrations.</p>					
2. Case Name	Media Type	Number of Defendants	Felony Counts	Misdemeanor Counts	Date of Case Resolution
Laredo Paving, Inc.	Air /PI	1 Corporation 1 Individual		1 1	11/10/09 12/17/09
<p>Case Specifics: On November 10, 2009, Laredo Paving, Inc. pleaded guilty to one count of Interference with Public Duties in violation of TPC 38.15.</p> <p>Laredo Paving was ordered to pay a \$20,000 fine.</p> <p>On December 17, 2009 Lane McMillan plead guilty to one count of Tampering with a Governmental Record in violation of TPC 37.10.</p> <p>Mr. Lane was order to one year probation and to pay a \$900 fine.</p> <p>The charges are a result of an employee of Laredo Paving, Inc., causing a falsified TCEQ authorization to operate a rock crusher to be submitted to the TCEQ during the course of an enforcement action.</p>					

Appendix 22: Criminal Convictions FY2010

3. Case Name	Media Type	Number of Defendants	Felony Counts	Misdemeanor Counts	Date of Case Resolution
Claude D. Stang	Air/PI	1 Individual	12		11/24/09
<p>Case Specifics: On November 24, 2009, Claude Stang pleaded guilty to twelve counts of Engaging in Organized Criminal Activity, with an underlying offense of Tampering with a Governmental Record in violation of TPC 71.02.</p> <p>Mr. Stang was ordered to serve (5) five years in the State Penitentiary</p> <p>The charges are a result of Mr. Stang causing false information to be submitted in multiple TERP Grant applications.</p>					
4. Case Name	Media Type	Number of Defendants	Felony Counts	Misdemeanor Counts	Date of Case Resolution
Philip Robins	WQ/PI	1 Individual		1	12/17/09
<p>Case Specifics: On December 17, 2009, Philip Ching Robins, owner of Robins Engineering, pleaded guilty to one count of submitting false statement to the TCEQ in violation of TWC 7.149.</p> <p>Mr. Robins was ordered to serve two years probation, pay a \$10,000 fine and to relinquish his maintenance provider license for the period of probation.</p> <p>The charges are a result of Mr. Robins making and presenting falsified on-site sewage facilities maintenance inspection reports to the TCEQ and Rockwall County.</p>					

Appendix 22: Criminal Convictions FY2010

5. Case Name	Media Type	Number of Defendants	Felony Counts	Misdemeanor Counts	Date of Case Resolution
Steve Simpson Drilling	WQ	1 Individual		1	1/4/10
<p>Case Specifics: On January 4, 2010, Steve Simpson plead guilty to one count of unauthorized discharge in violation of TWC 7.147.</p> <p>Steve Simpson received 30 days deferred adjudication and a \$1000 fine. In addition, Simpson was ordered to pay \$880 restitution for lab analyses.</p> <p>The charges are a result of Steve Simpson Drilling land applying drilling fluids to a property with an expired permit for land application.</p>					
6. Case Name	Media Type	Number of Defendants	Felony Counts	Misdemeanor Counts	Date of Case Resolution
Philip Isaacs	WQ	1 Individual		1	3/4/10
<p>Case Specifics: On March 4, 2010, Philip Isaacs plead guilty to one count of unauthorized discharge in violation of TWC 7.147.</p> <p>Lamar Isaacs was ordered to serve one year probation and order to pay a \$4,000 fine.</p> <p>The charges are a result of Philip Isaacs discharging a cow manure slurry from a cargo cattle trailer after off loading cattle. The discharge occurred at the side of the road on Highway 285, into a drainage ditch which is a few hundred yards up gradient from a tributary known as Salado creek.</p>					

Appendix 22: Criminal Convictions FY2010

7. Case Name	Media Type	Number of Defendants	Felony Counts	Misdemeanor Counts	Date of Case Resolution
Lamar Isaacs	WQ	1 Individual		1	3/4/10
<p>Case Specifics: On March 4, 2010, Lamar Isaacs plead guilty to one count of unauthorized discharge in violation of TWC 7.147.</p> <p>Lamar Isaacs was ordered to serve one year probation and order to pay a \$4,000 fine.</p> <p>The charges are a result of Lamar Isaacs discharging a cow manure slurry from a cargo cattle trailer after off loading cattle. The discharge occurred at the side of the road on Highway 285, into a drainage ditch which is a few hundred yards up gradient from a tributary known as Salado creek.</p>					
8. Case Name	Media Type	Number of Defendants	Felony Counts	Misdemeanor Counts	Date of Case Resolution
Thomas Ray Moore Jr.	WQ/PI	1 Individual		2	4/14/10
<p>Case Specifics: On April 14, 2010, Thomas Ray Moore Jr. plead guilty to installing an On Site Sewage Facility (OSSF) without an installer license in violation of TWC 7.172 and installing an OSSF prior to receiving authorization in violation of TWC 7.174.</p> <p>Mr. Moore was ordered to pay a \$500 fine.</p> <p>A previous civil action against Mr. Moore was taken by the agency (2009-0792-OSI-E) for similar actions at another site.</p>					

Appendix 22: Criminal Convictions FY2010

9. Case Name	Media Type	Number of Defendants	Felony Counts	Misdemeanor Counts	Date of Case Resolution
Henry Trujillo Trucking	SW	1 Individual		2	5/13/10
<p>Case Specifics: On May 13, 2010 Enrique Trujillo, owner of Henry Trujillo Trucking, plead guilty to two counts of illegal dumping in violation of H&SC 365.012.</p> <p>Mr. Trujillo was order to pay a \$4,000 fine.</p> <p>The charges are a result of Mr. Trujillo illegally dumping 36 cubic yards of solid waste consisting of PVC pipes, plastic hoses, metal rebar, concrete and asphalt. Since this is Mr. Trujillo’s second conviction for illegal dumping any vehicles used in the commission of the offense are subject to forfeiture.</p>					
10. Case Name	Media Type	Number of Defendants	Felony Counts	Misdemeanor Counts	Date of Case Resolution
Gulf Chemical & Metallurgical Corp,	WQ	1 Corporation	11		5/28/10
<p>Case Specifics: On May 28, 2010, Gulf Chemical & Metallurgical Corp. pleaded guilty to 11 counts of intentional discharging wastewater in violation of TWC 7.145.</p> <p>Gulf Chemical & Metallurgical Corp. was ordered to pay a \$2,750,000 fine and to comply with special conditions related to upgrading the wastewater treatment system.</p> <p>The charges resulted from Gulf Chemical & Metallurgical Corp. intentionally discharging wastewater which exceeded their permit limits.</p>					

Appendix 22: Criminal Convictions FY2010

11. Case Name	Media Type	Number of Defendants	Felony Counts	Misdemeanor Counts	Date of Case Resolution
Tony's Tires and Road Service	SW	1 Individual		1	6/1/10
<p>Case Specifics: On June 1, 2010, Juan Antonio Diaz plead to one count of illegal handling of solid waste in violation H&SC 365.012, specifically the illegal disposal of used tires.</p> <p>Mr. Diaz was sentenced to one year of deferred adjudication and ordered to pay a \$1,500 fine. In addition, Mr. Diaz was ordered to remove all tires from the site and dispose of them properly.</p>					
12. Case Name	Media Type	Number of Defendants	Felony Counts	Misdemeanor Counts	Date of Case Resolution
Texas Oil & Gathering	HW/ SDW	1 Corporation 2 Individuals	2 2 each		7/21/10
<p>Case Specifics: On July 21, 2010, Texas Oil and Gathering, Inc. (TOG), its' owner John Kessel, and operations manager Edgar Pettijohn, were sentenced in U.S. District Court, Houston, Texas, on one count of conspiracy to violate the Safe Drinking Water Act and one count of knowingly disposing of waste in violation of the Act. TOG was formerly authorized by the state to handle and transport used oil products.</p> <p>Kessel was sentenced to 5 years probation, ordered to perform 100 hours community service, and ordered to pay a \$50,000 fine. Pettijohn was sentenced to 5 years probation, ordered to perform 100 hours community service, and ordered to pay a \$200 special assessment. TOG was sentenced to 3 years probation, ordered to pay an \$80,000 fine and a \$200 special assessment.</p> <p>According to factual statements filed with the pleas, Kessel and Pettijohn directed the falsification of documents such as bills of lading and driver logs in order to illegally dispose of hazardous waste water at an injection well knowing the injection well was not permitted to receive hazardous wastes.</p>					

Appendix 23: Criminal Convictions FY2009

1. Case Name	Media Type	Number of Defendants	Felony Counts	Misdemeanor Counts	Date of Case Resolution
Site Concrete, Inc.	PI	3 Individuals	3		9/11/08
<p>Case Specifics: On February 26, 2008, Roman Castilleja, former construction foreman for Site Concrete, Inc. plead guilty to one count of violating 18 USC 101, False Statements to the Government.</p> <p>On September 9, 2008, Roman Castilleja, construction foreman, was sentenced to three (3) years probation and ordered to pay a \$5,000 fine and a \$100 court assessment. Castilleja was also ordered to serve 50 hours of community service. Standard conditions of probation were imposed.</p> <p>On March 18, 2008, Jose Jesus Lopez, former job superintendent for Site Concrete, Inc. plead guilty to one count of violating 18 USC 101, False Statements to the Government.</p> <p>On September 9, 2008, Jose Jesus Lopez, for his role as construction superintendent and setting the scheme in place, was sentenced on to three (3) years probation and ordered to pay a \$10,000 fine and a \$100 court assessment. Lopez was also ordered to serve 50 hours of community service. Standard conditions of probation were imposed.</p> <p>On March 25, 2008, Rodolfo Macias-Ramos , former construction foreman for Site Concrete, Inc. plead guilty to one count of violating 18 USC 101, False Statements to the Government.</p> <p>On September 9, 2008, Rodolfo Macias-Ramos was sentenced to three (3) years probation and ordered to pay a \$4,000 fine and a \$100 court assessment.</p> <p>According to information presented in court, Site Concrete was responsible for constructing new drinking water lines in Fairview, Texas. As part of its construction project, Site Concrete was required to draw samples of the water from the water lines and submit them to the EPA, acting through the Texas Commission for Environmental Quality, for testing for the presence of microbiological contamination. Through its employees and agents, Site Concrete caused false water samples to be submitted in order to conceal the presence of contamination.-</p>					

Appendix 23: Criminal Convictions FY2009

2. Case Name	Media Type	Number of Defendants	Felony Counts	Misdemeanor Counts	Date of Case Resolution
Fujicolor Processing	WQ	1 individual		1	10/09/08
<p>Case Specifics: On June 18, 2008, Gerald Lakota, a former employee plead guilty to willfully concealing and covering up a material fact in reports required under the CWA.</p> <p>On October 8, 2008 Lakota was ordered to serve two (2) years probation.</p> <p>The charges where based on the discovery that from 1999 through July 2002 employees were selectively reporting to the City of Terrell, only test results that fell within permit limits. Industrial facilities report results to local agencies for permit compliance purposes. Employees would send part of a sample to a laboratory for screening and, if the sample met permit limits, it would be submitted to the city. If a sample did not meet the silver limit, employees would keep collecting samples until they found one that fell within allowable limits.</p>					
3. Case Name	Media Type	Number of Defendants	Felony Counts	Misdemeanor Counts	Date of Case Resolution
Wheeler Street Burning	Air	1 individual		1	10/31/08
<p>Case Specifics: On October 31, 2008, Steven Bridges plead guilty to one (1) count unauthorized outdoor burning in violation of Texas Clean Air Act.</p> <p>On October 31, 2008 Mr. Bridges was ordered to serve 90 days in county jail and to pay a \$200 fine.</p> <p>The charges are based on Mr. Bridges stealing copper wire from different sources. He would later burn the insulation off the wire, so he could sell the copper to recycling centers.</p>					

Appendix 23: Criminal Convictions FY2009

4. Case Name	Media Type	Number of Defendants	Felony Counts	Misdemeanor Counts	Date of Case Resolution
Randall McLerran	PI	1 individual	1		1/20/09

Case Specifics: On December 5, 2008 Randall McLerran plead guilty to Securing Execution of a Document by Deception.

Mr. McLerran was sentenced to seven (7) years probation and was ordered to pay restitution in the amount of \$27,989.95.

The charges are based on Mr. McLerran's falsification of a loan application for a truck purchased through the TCEQ's Texas Emissions Reduction Plan rebate grant program.

5. Case Name	Media Type	Number of Defendants	Felony Counts	Misdemeanor Counts	Date of Case Resolution
GenMar	WQ/PI	1 corporation 2 individuals	3		2/12/09 3/13/09

Case Specifics: On November 27, 2008, a US federal court has convicted General Maritime Management Portugal, a subsidiary of US-based tanker company General Maritime (GenMar) and two of its engineer officers of oil record book offences. The company and the Chief Engineer Antonio Rodrigues and First Engineer Jose Cavadas of the tanker M/T Genmar Defiance were found guilty by a jury in Corpus Christi, Texas, on two (2) counts of violating the Act to Prevent Pollution from Ships and 18 USC 1001.

On February 10, 2009, Mr. Rodrigues was sentenced three months of confinement in a half-way house, assessed a \$500 fine and five (5) years probation. Mr. Cavadas was sentenced six months of confinement in a half-way house, assessed a \$500 fine and five years probation.

On March 13, 2009, GenMar was ordered to pay a \$1,000,000 fine and serve five years probation.

The case came to light because two engine room crew members secretly photographed an alleged illegal, "magic pipe", bypass of the oily water separator connection and provided the photographs to the Coast Guard during a routine boarding of the vessel in November last year when the vessel called at the Valero refinery, Corpus Christi.

Appendix 23: Criminal Convictions FY2009

6. Case Name	Media Type	Number of Defendants	Felony Counts	Misdemeanor Counts	Date of Case Resolution
BP Texas City	Air	1 corporation	1		3/12/09

Case Specifics: On October 25, 2007, BP Products North America Inc., plead guilty to a felony violation of the Clean Air Act for its conduct that resulted in the fatal explosion on March 23, 2005 at their Texas City Refinery.

On March 12, 2009 BP was ordered to pay a \$50,000,000 fine. In addition to the standard probationary conditions, BP was also ordered to comply with the terms of a compliance order issued by the TCEQ and ordered to comply with Conditions of Compliance issued by OSHA.

The charges were based on the catastrophic explosion that occurred on March 23, 2005 at the Texas City refinery, which resulted in the death of fifteen contract workers and injuries of over 170 others. The explosion was the result of hydrocarbon liquid and vapor being released from a “blow down stack” and igniting during the startup of a unit that is used to increase octane content in unleaded gasoline. The unit had been shut down for nearly a month for maintenance and repairs. BP admitted that from 1999 up until the morning of March 23, 2005, several procedures required by the Clean Air Act for ensuring the mechanical integrity and a safe startup had either not been established or were being ignored.

This is the first prosecution under a section of the Clean Air Act specifically enacted to prevent accidental releases that may result in death or serious injury.

The case was prosecuted by the Environmental Crimes Section of the Department of Justice and the U.S. Attorney’s Office for the Southern District of Texas. The case was investigated by the EPA’s Criminal Investigation Division and the FBI in cooperation with the Texas Commission on Environmental Quality.

Appendix 23: Criminal Convictions FY2009

7. Case Name	Media Type	Number of Defendants	Felony Counts	Misdemeanor Counts	Date of Case Resolution
Heartland Automotive Services, Inc.	WQ	1 Corporation		3	4/9/09

Case Specifics: On April 9, 2009, Heartland Automotive Services, Inc. plead guilty to three (3) counts of a unauthorized discharge in violation of TWC 7.147.

Heartland Automotive Services, Inc. was ordered to pay a \$300,000 dollar fine and to print a public apology in the Austin American Statesmen.

The charges where based on evidence showing that employee's of Heartland Automotive Services, Inc., a franchisee of Jiffy Lube, routinely and without authorization discharged oil and wastewater into the city's sewer system with the knowledge of regional and district managers.

8. Case Name	Media Type	Number of Defendants	Felony Counts	Misdemeanor Counts	Date of Case Resolution
Simply Aquatics, Inc.	HW	2 individuals	2		5/27/09

Case Specifics: On August 8 and 12, 2008 Lyle and Kevin Hester owners of Simply Aquatics, Inc. plead guilty to the illegal disposal of hazardous waste.

On May 27, 2009 KEVIN WAYNE HESTER, 34, was sentenced to 20 months in federal prison. His father, LYLE HESTER, 62, was sentenced to 14 months in federal prison. The Hesters were ordered by U.S. District Judge Ron Clark to jointly pay restitution in the amount of \$391,442.57.

The Hesters buried numerous chlorine gas cylinders on the owners' property. The buried gas cylinders were located and excavated and removed from the site by an EPA contractor. A total of 113 gas cylinders were removed from the site. Thirty three of the cylinders were determined to be under high pressure and contained a combined total of 952 pounds of chlorine.

The case was investigated by investigators from the EPA Criminal Investigation Division and the TCEQ Environmental Crimes Unit.

Appendix 23: Criminal Convictions FY2009

9. Case Name	Media Type	Number of Defendants	Felony Counts	Misdemeanor Counts	Date of Case Resolution
J&L Recycling #2 LLC	WQ	1 corporation	1		7/1/09

Case Specifics: On July 7, 2009 J&L Recycling #2 LLC, plead guilty to one (1) count of the illegal handling of used oil in violation of TWC 7.176.

J&L Services LLC was order to pay a \$47,500 fine.

The charges where based on evidence which showed that J&L Recycling #2 LLC routinely handled used oil in a manner which allowed it to drain onto the ground in violation of TWC 7.176.

10. Case Name	Media Type	Number of Defendants	Felony Counts	Misdemeanor Counts	Date of Case Resolution
Teer Plating I, Ltd.	HW WQ	1 corporation	2		7/8/09

Case Specifics: On July 8, 2009, Teer Plating I, Ltd., through its corporate parent, SEI Metaltek, plead guilty to one (1) count storage of a hazardous waste in violation of TWC 7.162 and one (1) count of unauthorized discharge of a pollutant in violation of TWC 7.145.

The corporation was ordered to pay a \$90,000 fine.

Teer Plating I, Ltd. was under Texas Environmental Enforcement Task Force investigation for alleged mishandling of hazardous and industrial waste at their plating job shop in Dallas, Texas. The company engaged in electroplating zinc, chromium onto metal parts, and anodizing and/or conversion coating of metal parts.

Appendix 23: Criminal Convictions FY2009

11. Case Name	Media Type	Number of Defendants	Felony Counts	Misdemeanor Counts	Date of Case Resolution
Santana / Luna wire burner	HW	1 individual	3		7/7/09
<p>Case Specifics: On July 7, 2009 Antonio Santana Jr. plead guilty to one (1) count of theft in violation of TPC 31.01, and two (2) counts of illegal disposal of hazardous waste in violation of TWC 7.162.</p> <p>Mr. Santana was ordered to serve seven (7) years of probation and ordered to pay \$15,500 restitution to Lufkin Industries for the theft of copper wire.</p> <p>The charges were based on evidence which showed that Mr. Santana was an accomplice in the theft of copper wire and then burned the insulation off the wire so the copper could be sold to recyclers. The burning of the insulation generated a hazardous waste.</p>					
12. Case Name	Media Type	Number of Defendants	Felony Counts	Misdemeanor Counts	Date of Case Resolution
OCC/Outdoor Creations Co.	PI	1	1		7/24/09
<p>Case Specifics: On Jul 24, 2009, Robert Barton McCans, Jr., plead guilty to one count of theft of services in violation of TPC 31.04. Mr. McCans has been under investigation for securing job contracts and payment then absconding with payment while indicating he was a TCEQ licensed landscape irrigator.</p> <p>Mr. McCans was sentenced to five years probation, fined \$500, and ordered to pay court costs. McCans was also ordered to pay \$10,100 in restitution to the victims of his schemes.</p>					

Appendix 24: Criminal Convictions FY 2008

1. Case Name	Media Type	Number of Defendants	Felony Counts	Misdemeanor Counts	Date of Conviction
Fujicolor Processing	WQ	1 corporation 1 individual	1	1	9/06/07 6/18/08
<p>Case Specifics: On September 6, 2007, Fujicolor Processing plead guilty to one count of discharging excessive amounts of silver-tainted photo processing waste to a Texas wastewater treatment plant in violation of 33 U.S.C. Section 1342(b)(8).</p> <p>Fujicolor Processing was assessed a \$200,000 fine.</p> <p>On June 18, 2008, Gerald Lakota, a former employee plead guilty to willfully concealing and covering up a material fact in reports required under the CWA.</p> <p>Sentencing for Lakota is currently set for October 2008.</p> <p>The charges were based on the discovery that from 1999 through July 2002 employees were selectively reporting to the City of Terrell, only test results that fell within permit limits. Industrial facilities report results to local agencies for permit compliance purposes. Employees would send part of a sample to a laboratory for screening and, if the sample met permit limits, it would be submitted to the city. If a sample did not meet the silver limit, employees would keep collecting samples until they found one that fell within allowable limits.</p>					
2. Case Name	Media Type	Number of Defendants	Felony Counts	Misdemeanor Counts	Date of Conviction
BP Texas City	Air	1 corporation	1		10/25/07
<p>Case Specifics: On October 25, 2007, BP Products North America Inc., plead guilty to a felony violation of the Clean Air Act for its conduct that resulted in the fatal explosion on March 23, 2005 at their Texas City Refinery.</p> <p>A sentencing hearing on this case is set for October 2008.</p> <p>The charges were based on the catastrophic explosion that occurred on March 23, 2005 at the Texas City refinery, which resulted in the death of fifteen contract workers and injuries of over 170 others. The explosion was the result of hydrocarbon liquid and vapor being released from a “blow down stack” and igniting during the startup of a unit that is used to increase octane content in unleaded gasoline. The unit had been shut down for nearly a month for maintenance and repairs. BP admitted that from 1999 up until the morning of March 23, 2005, several procedures required by the Clean Air Act for ensuring the mechanical integrity and a safe startup had either not been established or were being ignored.</p> <p>This is the first prosecution under a section of the Clean Air Act specifically enacted to prevent accidental releases that may result in death or serious injury.</p> <p>The case was prosecuted by the Environmental Crimes Section of the Department of Justice and the U.S. Attorney’s Office for the Southern District of Texas. The case was investigated by the EPA’s Criminal Investigation Division and the FBI in cooperation with the Texas Commission on Environmental Quality.</p>					

Appendix 24: Criminal Convictions FY 2008

3. Case Name	Media Type	Number of Defendants	Felony Counts	Misdemeanor Counts	Date of Conviction
Chance Demo	SW	2 individuals		2	11/05/07 11/06/07
<p>On November 05, 2007, Kenneth Wayne Chance plead guilty to one count of illegal dumping of solid waste in violation of H&SC 365.012.</p> <p>Mr. Chance was assessed a \$500 fine.</p> <p>On November 06, 2007, Ricky Dean White plead guilty to one count of illegal dumping of solid waste in violation of H&SC 365.012.</p> <p>Mr. White was assessed a \$300 fine.</p> <p>The charges result from Chance and White transporting and disposing of demolition debris at an unpermitted location. .</p>					
4. Case Name	Media Type	Number of Defendants	Felony Counts	Misdemeanor Counts	Date of Conviction
Site Concrete, Inc.	PI/PDW	1 corporation 3 individuals	4		11/07/07 2/26/08 3/18/08 3/25/08
<p>Case Specifics: On November 7, 2007, Site Concrete, Inc. plead guilty to one count of violating 18 USC 101, False Statements to the Government.</p> <p>Site Concrete was sentenced to five years probation and payed a \$30,000 fine. In addition to the standard probationary conditions, site Concrete, Inc. was also ordered to comply with the terms of a compliance Order issued by EPA and ordered to comply with Conditions of Compliance issued by OSHA.</p> <p>On February 26, 2008, Roman Castilleja, former construction foreman for Site Concrete, Inc. plead guilty to one count of violating 18 USC 101, False Statements to the Government.</p> <p>Roman Castilleja, construction foreman, was sentenced on September 9, 2008 to three years probation and ordered to pay a \$5000 fine and a \$100 court assessment. Standard conditions of probation were imposed.</p> <p>On March 18, 2008, Jose Jesus Lopez, former job superintendent for Site Concrete, Inc. plead guilty to one count of violating 18 USC 101, False Statements to the Government.</p> <p>Jesse Lopez, for his role as construction superintendent and setting the scheme in place, was sentenced on September 9, 2008 to three years probation and ordered to pay a \$10,000 fine and a \$100 court assessment. Lopez was also ordered to serve 50 hours of community service. Standard conditions of probation were imposed.</p> <p>On March 25, 2008, Rudolfo Macias, former construction for Site Concrete, Inc. plead guilty to one count of violating 18 USC 101, False Statements to the Government.</p>					

Appendix 24: Criminal Convictions FY 2008

Rudolfo Macias, construction foreman, was sentenced on September 9, 2008 to three years probation and ordered to pay a \$4000 fine and a \$100 court assessment. Standard conditions of probation were imposed.

Site Concrete was responsible for constructing new drinking water lines in Fairview, Texas. As part of its construction project, Site Concrete was required to draw water samples from the lines and submit them to the EPA, acting through the Texas Commission for Environmental Quality, for testing for the presence of microbiological contamination. Through its employees and agents, Site Concrete caused false water samples to be submitted in order to conceal the presence of contamination. Site Concrete also admitted to having repeatedly violated Occupational Safety and Health Administration (OSHA) regulations on other construction projects.

5. Case Name	Media Type	Number of Defendants	Felony Counts	Misdemeanor Counts	Date of Conviction
Regional Dane Parker	Air/SW	1 individual	1		12/08/07

Case Specifics: On December 11, 2007, Reginald Dane Parker was found guilty of Felony Evading Arrest.

Parker was sentenced to eight years imprisonment.

Parker had previously been convicted in November 2005, for Disposal of Hazardous Waste without a Permit and his disposal activities associated with illegally burning copper wire along the banks of the Colorado River. He received a six year sentence from this conviction and was paroled in June 2006.

Parker was suspected of stealing thousands of dollars worth of copper. GPS tracking led to two sites where copper had been stolen and one site where wire was being stripped and felony commercial dumping was occurring.

On February 15, 2007, during active surveillance, Parker went to the Old State School located on FM 969 in Travis County. He was observed on the roof of a building and in an electrical man hole. While entering his vehicle he was approached by Travis Co. SWAT, escaped, wrecked his vehicle and fled the scene. Parker was arrested later that morning after calling in a bogus 911 call that his vehicle had been stolen. Parker was charged with Aggravated Assault against a Peace Officer, Evading Arrest, Theft, and Felony Commercial Dumping. The Evading Arrest charge was the only charge presented at trial; however, the previous Hazardous Waste felony was presented during the case and used as an enhancement for sentencing.

6. Case Name	Media Type	Number of Defendants	Felony Counts	Misdemeanor Counts	Date of Conviction
The Store Décor Company Inc.	HW	3 individuals	1	3	2/27/08
	WQ	1 corporation			3/05/08
					3/12/08

Case Specifics: On February 27, 2008, Willie Leon Thames, plead guilty to one count of a negligent discharge of a pollutant in violation of 33 U.S.C. Sec. 1311(a) and sec. 1319(c)(1)(A).

Appendix 24: Criminal Convictions FY 2008

On March 5, 2008, James Michael Epting negligent discharge of a pollutant and Adding and Abetting in violation of 33 U.S.C. Sec. 1311(a) and sec. 1319(c)(1)(A).

On March 12, 2008, Robert Powledge Potts, plead guilty to one count of a negligent discharge of a pollutant in violation of 33 U.S.C. Sec. 1311(a) and sec. 1319(c)(1)(A).

On March 12, 2008, Store Décor Company Inc. was convicted of one count of transportation of a hazardous waste to an unpermitted facility in violation of 42 U.S.C. Sec. 6928(d)(1).

Sentencing in this case is pending.

The charges are based on Store Décor Company Inc. granting permission to co-defendant employees to remove seven drums of hazardous waste paint to use to burn brush at a relatives property. The property was not an authorized hazardous waste disposal site. The co-defendant employees then dumped the seven drums of hazardous waste into a drainage ditch.

7. Case Name	Media Type	Number of Defendants	Felony Counts	Misdemeanor Counts	Date of Conviction
J&B Trucking	PI/Air	1 individual	1		3/10/08

Case Specifics: On November 14, 2007, James Glen Gurganus, owner of J&B Trucking, plead guilty to one count of violating 42 USC 7413, False Statement as to a matter within the CAA.

Mr. Gurganus was sentenced to two years probation and ordered to pay a \$3000 fine.

The charges are based on Gurganus’s causing the falsification of annual tanker trailer vapor tight testing required under the CAA. The falsified test results were submitted to customers of J&B Trucking who in turn forwarded the results to bulk gasoline terminals to demonstrate compliance with EPA Standard Method 27.

8. Case Name	Media Type	Number of Defendants	Felony Counts	Misdemeanor Counts	Date of Conviction
John E. Woodruff	WQ/SW	1 individual	2		5/13/08

Case Specifics: On March 13, 2008 a jury found John E. Woodruff guilty of one count violating TWC 7.176, Illegal Handling of Used Oil and one count of violating H&SC 365.012, Illegal Dumping.

Mr. Woodruff was ordered to serve two years at a state jail facility for the illegal dumping violation and to serve ten years at TCDJ for the used oil violation. These sentences are to run concurrently.

These charges relate to Mr. Woodruff running an illegal landfill and the illegal handling of used oil at Track 30 River Bend Ranch in Lampasas County.

9. Case Name	Media Type	Number of Defendants	Felony Counts	Misdemeanor Counts	Date of Conviction
Dile Kent McNair	HW	1 individual	1		5/20/08

Case Specifics: On May 20, 2008, Dile Kent McNair plead guilty to one count of storage of hazardous waste at an un permitted location in violation of 42 U.S.C 6928(d).

Sentencing in this case is pending.

Appendix 24: Criminal Convictions FY 2008

<p>The charges are the result of Mr. McNair’s abandoning drums of spent cyanide plating bath solutions and plating bath residues at a location without the required permits.</p>					
10. Case Name	Media Type	Number of Defendants	Felony Counts	Misdemeanor Counts	Date of Conviction
Terry Lewis Wilson	WQ	1 individual	1		5/27/08
<p>On May 27, 2008 Terry Lewis Wilson plead guilty to one count of an unauthorized discharge of a pollutant in violation of TWC 7.145.</p> <p>Mr. Wilson was ordered to serve two years probation and pay a \$1,000 fine.</p> <p>The charge resulted from the discharge of sewage in Upshur County.</p>					
11. Case Name	Media Type	Number of Defendants	Felony Counts	Misdemeanor Counts	Date of Conviction
<i>IZR Corporation dba Garland Fina</i>	PST	1 individual		1	6/13/08
<p>Case Specifics: On June 13, 2008 Kenneth Paul Ramey plead guilty to a misdemeanor violation of TWC 7.156, Violation relating to a UST.</p> <p>Ramey was ordered to pay a fine of \$500 and will be on deferred probation for two years.</p> <p>This case resulted from the use of a forged TCEQ PST delivery certificate by the company in order to receive shipments of fuel at the Garland Fina station.</p>					
12. Case Name	Media Type	Number of Defendants	Felony Counts	Misdemeanor Counts	Date of Conviction
Valley Gin Cotton Mill	Air	1 corporation		1	7/22/08
<p>On 7-22-078 Valley Gin Company plead guilty to Violation of the Clean Air Act under TWC 7.177.</p> <p>Valley Gin was ordered to pay fine of \$1,000.</p> <p>The charges resulted from Valley Gin’s burning of trash containing cotton gin waste and used tires.</p>					
13. Case Name	Media Type	Number of Defendants	Felony Counts	Misdemeanor Counts	Date of Conviction
Candelaria Ranch, LLC	WQ	1 corporation	1		7/23/08
<p>Case Specifics: On July 23, 2008, Paul Candelaria Sr. a representative of Candelaria Ranch, LLC plead the corporation guilty to one count of a unauthorized discharge in violation of TWC 7.145.</p> <p>Candelaria Ranch, LLC was order to pay a \$50,000 dollar fine.</p> <p>The charges resulted from the dumping of hog carcasses into a dry stream bed in Gonzales County.</p>					

Appendix 24: Criminal Convictions FY 2008

14. Case Name	Media Type	Number of Defendants	Felony Counts	Misdemeanor Counts	Date of Conviction
Simply Aquatics, Inc.	HW	2 individuals	2		8/8/08 8/13/08

Case Specifics: On August 8, 2008, Lyle Hester plead guilty to five count of disposing of hazardous waste without a permit. The offense is a violation of 42 U.S.C 6928(d), which criminalizes the storage, transportation or disposal of hazardous wastes without a permit.

On August 12, 2008, Kevin Wayne Hester plead guilty to disposing of hazardous waste without a permit in violation of 42 U.S.C 6928(d).

Sentencing in this case is pending.

Kevin Hester was president of Simply Aquatics, Inc. In January 2007, investigators with the Environmental Protection Agency (EPA) and the Texas Commission on Environmental Quality (TCEQ) executed a search warrant on Kevin Hester's residential and ranching property located on County Road 3065 in Kirbyville and discovered that Kevin and his father, Lyle Hester, had buried 113 compressed gas cylinders on the property. Lyle Hester was also the shop foreman for the company. It was determined during the investigation that 33 of the compressed gas cylinders were under high pressure and contained a combined total of 952 pounds of chlorine gas.