



Demographics of Women Who Report Having an Abortion

from

The National Survey of Family Growth 2006-2010

Patrick F. Fagan, Ph.D.

Scott Talkington, Ph.D.

January 2014

MARRI
801 G St, NW
Washington, DC 20001
202.393.2100

marri.us/abortion-demographics

Demographics of Women Who Report Having an Abortion:

Preliminary Inquiry from
The National Survey of Family Growth 2006-2010

Table of Contents

Introduction	...3
Abortion	...5
Abortion among Women Aged 41 and Older	...6
Abortion among Ever-Pregnant Women Aged 41 and Older	...7
Abortion among Women Who Have Ever Been Pregnant	...8
By Age Bracket: Percent of Women Who Had One or More Abortions	...9
Age at First Abortion among Women Who Had One or More Abortions	...10
24 Years of Age and Under: Percent of Women Who Had One or More Abortions	...11
Area of Residence	...12
Area of Residence of All Women Aged 15 to 44	...13
Area of Residence of Women Who Had One or More Abortions	...14
By Area of Residence: Percent of Women Who Had One or More Abortions	...15
Birthplace, Foreign or Domestic, of Women Who Had One or More Abortions	...16
By Birthplace, Foreign or Domestic: Percent of Women Who Had One or More Abortions	...17
Ethnic Distribution	...18
Ethnic Distribution of All Women Aged 15 to 44	...19
Ethnic Distribution of Women Who Had One or More Abortions	...20
By Ethnic Group: Percent of Women Who Had One or More Abortions	...21
Income and Education	...22
Family Income of Women Who Had One or More Abortions	...23
By Family Income Bracket: Percent of Women Who Had One or More Abortions	...24
Education Attained among Women Who Had One or More Abortions	...25
By Education Attained: Percent of Women Who Had One or More Abortions	...26
Family	...27
Family Structure of Origin among Women Who Had One or More Abortions	...28
By Family Structure of Origin: Percent of Women Who Had One or More Abortions	...29
Family Living Situation at Age 14 of Women Who Had One or More Abortions	...30
By Family Living Situation at Age 14: Percent of Women Who Had One or More Abortions	...31
Marriage	...32
Present Family Living Situation of Women Who Had One or More Abortions	...33
By Present Family Living Situation: Percent of Women Who Had One or More Abortions	...34

Marriage History of Women Who Had One or More Abortions	...35
By Marriage History: Percent of Women Who Had One or More Abortions	...36
Current Marital Status of Women Who Had One or More Abortions	...37
By Current Marital Status: Percent of Women Who Had One or More Abortions	...38
Number of Marriages among Women Who Have Married and Who Had One or More Abortions	...39
By Number of Marriages: Percent of Women Who Had One or More Abortions	...40
Number of Cohabitations among Women Who Had One or More Abortions	...41
By Number of Cohabitations: Percent of Women Who Had One or More Abortions	...42
Births in and out of Wedlock	...43
Number of out-of-Wedlock [with in-Wedlock Only] Births among Women Who Had One or More Abortions; If Ever Given Birth	...44
By Number of out-of-Wedlock [with in-Wedlock Only] Births: Percent of Women Who Had One or More Abortions As Well	...45
Number of in-Wedlock [With out-of-Wedlock Only] Births among Women Who Had One or More Abortions; If Ever Given Birth	...46
By Number of in-Wedlock [With out-of-Wedlock Only] Births: Percent of Women Who Had One or More Abortions	...47
Religious Practice	...48
Current Religious Service Attendance among Women Who Had One or More Abortions	...49
By Current Religious Service Attendance: Percent of Women Who Had One or More Abortions	...50
Current Importance of Religion in Daily Life among Women Who Had One or More Abortions	...51
By Current Importance of Religion in Daily Life: Percent of Women Who Had One or More Abortions	...52
Sexual Activity	...53
Age at First Intercourse among Women Who Had One or More Abortions	...54
By Age at First Intercourse: Percent of Women Who Had One or More Abortions	...55
Lifetime Total Number of Male Sexual Partners among Women Who Had One or More Abortions	...56
By Lifetime Total Number of Male Sexual Partners: Percent of Women Who Had One or More Abortions	...57
Contraception Use	...59
Contraception Use among Women Who Had One or More Abortions	...60
By Contraception Use: Percent of Women Who Had One or More Abortions	...61
Age at First Use of Birth Control among Women Who Have Ever Used Birth Control and Have Ever Been Pregnant	...62
Age at First Use of Birth Control among Women Who Have Ever Used Birth Control and Who Had One or More Abortions	...63
By Age at First Use of Birth Control: Percent of Women Who Had One or More Abortions	...64
Emergency “Contraception” Use	...65
Emergency “Contraception” Use among Women Who Had One or More Abortions	...66
By Emergency “Contraception” Use: Percent of Women Who Had One or More Abortions	...67
Appendix: Notes on the National Survey of Family Growth (NSFG)	...68

Introduction

This chart book is an initial exploration of the demographics of abortion in America. These “maps” of the background patterns of abortion in the U.S. are drawn from the combined data for the years 2006-2010 in the National Survey of Family Growth (NSFG), a large sample representative of the U.S. population.

Note that the figures included are *reported* numbers, and that survey respondents are disposed to underreport on a matter as sensitive as abortion, possibly by as much as a factor of two. Abortions among Black women and, particularly, Hispanic women, appear to be more underreported than among White women. Unmarried women appear to underreport abortions at a greater rate than married women.¹

In this study, in estimating the extent of abortion, we use the reports of women in their forties, not those of younger women, where conflicts about guilt stemming from recent abortions *may* be more prevalent. Confining the evaluation of abortion’s prevalence to women in their mid-forties also permits deferring analysis until the fertile years and an estimate of abortion prevalence can be straightforwardly obtained.

Despite these shortcomings this is the best federal survey, by far, from which to estimate the correlates of abortion. Note that we do not here provide multiple figures based on estimated error rates due to underreporting.

Today, by their mid-forties, one in six women reports having an abortion (page 6), and one fifth of those who have ever been pregnant report procuring an abortion (page 7). Most women who report ever aborting report having only one abortion (page 8) and report being quite young when they obtain their first abortion; nearly half of first reported abortions are to teenagers and 80 percent are to those 24 or younger (page 10).

Abortion is less prevalent within some demographic subsets than others. The reported abortion rate among women born outside the United States is lower than that among their U.S.-born counterparts (page 17). When women are broken down by ethnicity, abortion is reported to be most prevalent among African-American women (page 21).

The (reported) abortion rate does not vary significantly across income groups (page 24). The data suggested no clear relationship between reported abortion and educational attainment; the lowest percentage of women who reported an abortion is among women who have a ninth grade education or less and the highest percentage is among women who have “some college” education (page 26).

When the statistics are broken down by family structure, reported abortion is rarest among women raised in an always-intact family: 16 percent vs. 26 percent (page 29).

Reported abortion is more common among women who have been pregnant but never been married than among women who have been pregnant but who have ever been

¹ Elise F. Jones and Jacqueline Darroch Forrest, “Underreporting of Abortion in Surveys of U.S. Women: 1976 to 1988,” *Demography* 29, no. 1 (February 1992): 113-126. It is to be noted that this research based on data from thirty years ago and that the climate on abortion has changed significantly since then, possibly increasing or even decreasing the underreporting.

married (page 36). The percentage of women who report an abortion is higher among those separated, divorced, or never married than those currently married (page 38).

Eighty-three percent of women who report having an abortion have cohabited at some time (page 41), and the fraction of women reporting an abortion increased within each category, as the number of cohabiting relationships increased (page 42).

The fraction of women reporting an abortion is nearly twice as high among women who have had children out of wedlock as among women who have had all their children in wedlock (page 45). A smaller fraction of women with three or more in-wedlock births report having ever aborted than women with two in-wedlock births, and a smaller fraction of women with three or more or two in-wedlock births reported having ever aborted than women with one in-wedlock birth (page 47).

Almost 20 percent more women who never worship report having procured one or more abortions than women who worship weekly or more than weekly (page 50). About 68 percent of women who report having one or more abortions now consider religion very or somewhat important in their daily lives (page 51). The survey does not permit an estimate of the importance of religion at the time the abortion(s) took place.

A lower fraction of women who defer intercourse report having abortions than women who have an early sexual debut. Thirty-four to 38 percent of women who became sexually active as young girls (aged 12, 13, or 14) report having had an abortion, while “only” 6 percent of women who had their first intercourse at age 20 or later report having had an abortion (page 55).

The fraction of women reporting abortions is far larger among women with multiple sexual partners than among monogamous women. Forty to 50 percent of women who have 10 or more (male) sexual partners report having an abortion, while “only” 6 percent of those who are monogamous (one male sexual partner) report having an abortion (page 58). Almost 90 percent of reported abortions are procured by women who have had three or more (male) sexual partners (pages 56, 57).

Contraception seems not to preclude the “need” for abortion: 99 percent of women who report having an abortion have ever used contraception (page 60). Those who have used contraception report aborting at twice the rate of those who have not (page 61).

The data make it clear that more women who report procuring abortions exhibit such behaviors as early first sexual intercourse, intercourse with greater numbers of sexual partners, contraceptive use, and low religious attendance.

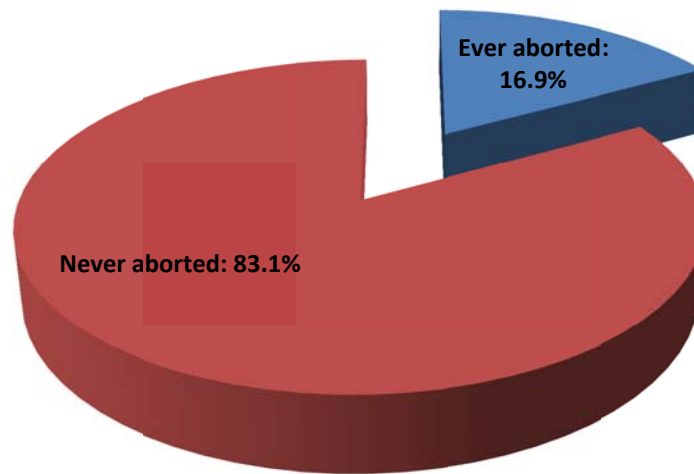
It is the hope of the authors that this exploration of the demographics of reported abortion will lead to more comprehensive research on abortion’s antecedents and effects.

Patrick F. Fagan, Ph.D. and Scott Talkington, Ph.D.
MARRI, The Marriage and Religion Research Institute

Abortion

Abortion among Women Aged 41 and Older

NSFG, Female Respondents, 2006-2010; Scott Talkington, PhD; MARRI



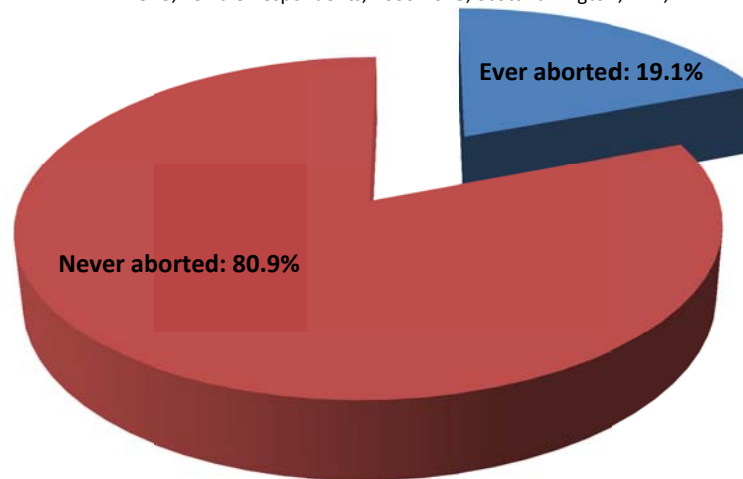
Population: Women aged 41 and older. This is the best estimate from this survey of the percentage of women who have ever had an abortion. Women's reproductive years end in their mid-forties. We widened the age band measured so that the number in the sample would be large enough to permit a national estimate.

Measured: The percentage of women with approximately completed fertile years who have ever had an abortion.

- 16.9 percent of women aged 41 and older have ever had an abortion.
- 83.1 percent of women aged 41 and older have never had an abortion.

Abortion among Ever-Pregnant Women Aged 41 and Older

NSFG, Female Respondents, 2006-2010; Scott Talkington, PhD; MARRI



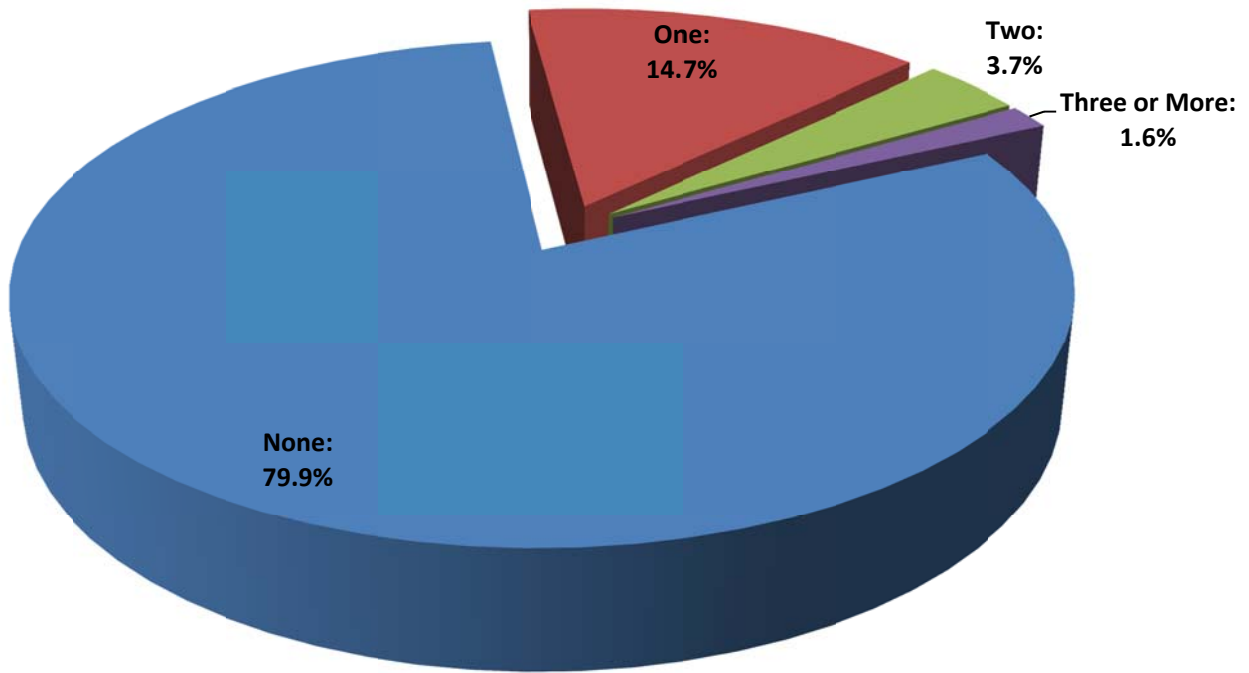
Population: Women aged 41 and older who have ever been pregnant. This is the best estimate from this survey of the percentage of ever-pregnant women who have ever had an abortion. Women's reproductive years end in their mid-forties. We widened the age band measured so that the number in the sample would be large enough to permit a national estimate.

Measured: The percentage of ever-pregnant women with approximately completed fertile years who have ever had an abortion.

- 19.1 percent of ever-pregnant women aged 41 and older have ever had an abortion.
- 80.9 percent of ever-pregnant women aged 41 and older have never had an abortion.

Number of Abortions among Women Who Have Ever Been Pregnant

NSFG, Female Respondents, 2006-2010; Scott Talkington, PhD; MARRI



Population: Women aged 15 to 44 who have ever been pregnant.

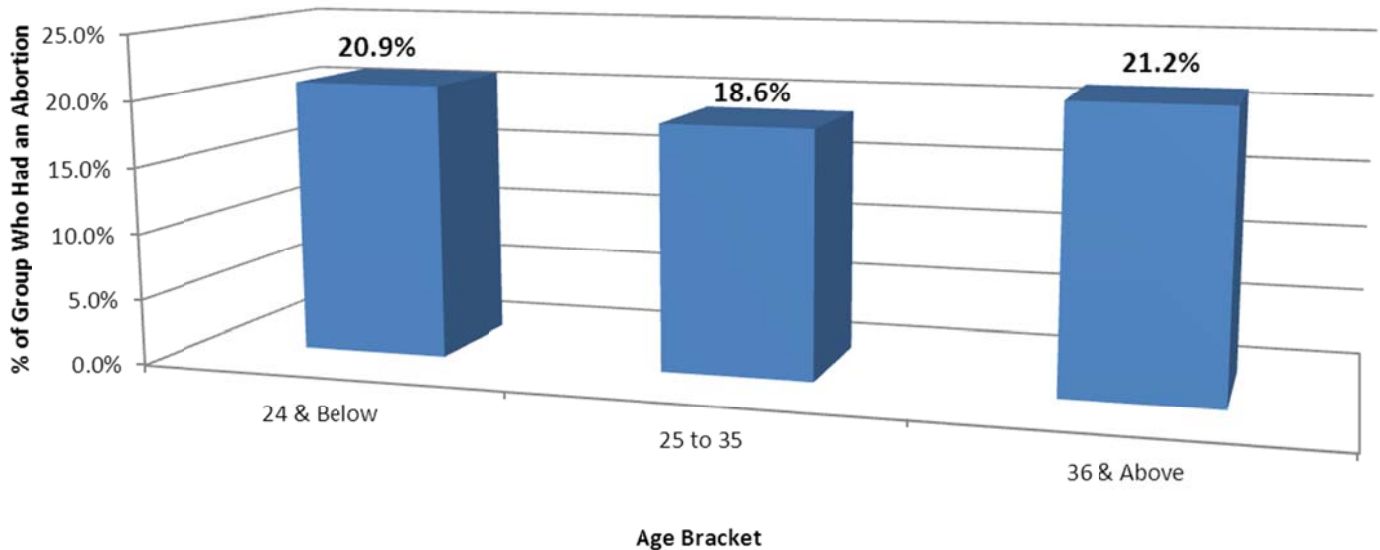
Measured: Distribution by their number of abortions.

- 79.9 percent of women who have ever been pregnant never had an abortion.
- 14.7 percent of women who have ever been pregnant had one abortion.
- 3.7 percent of women who have ever been pregnant had two abortions.
- 1.6 percent of women who have ever been pregnant had at least three abortions.

By Age Bracket: Percent of Women Who Had One or More Abortions

(As a Percent of Women in the Same Age Bracket Who Have Ever Been Pregnant)

NSFG, Female Respondents, 2006-2010; Scott Talkington, PhD; MARRI



Population: Women aged 15 to 44 who have ever been pregnant.

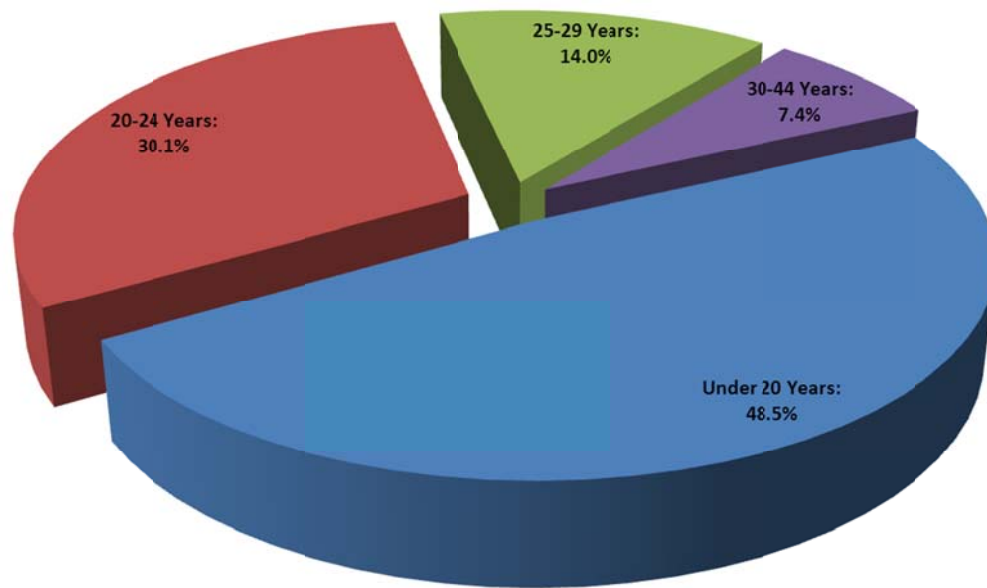
Sub-Populations: Age bracket.

Measured: The percentage within each sub-population who had one or more abortions.

- 20.9 percent of women 24 and below who have ever been pregnant had one or more abortions.
- 18.6 percent of women aged 25 to 35 who have ever been pregnant had one or more abortions.
- 21.2 percent of women aged 36 and above who have ever been pregnant had one or more abortions.

Age at First Abortion among Women Who Have Had One or More Abortions

NSFG, Female Respondents, 2006-2010; Scott Tallington, PhD; MARRI



Population: Women aged 15 to 44 who had one or more abortions.

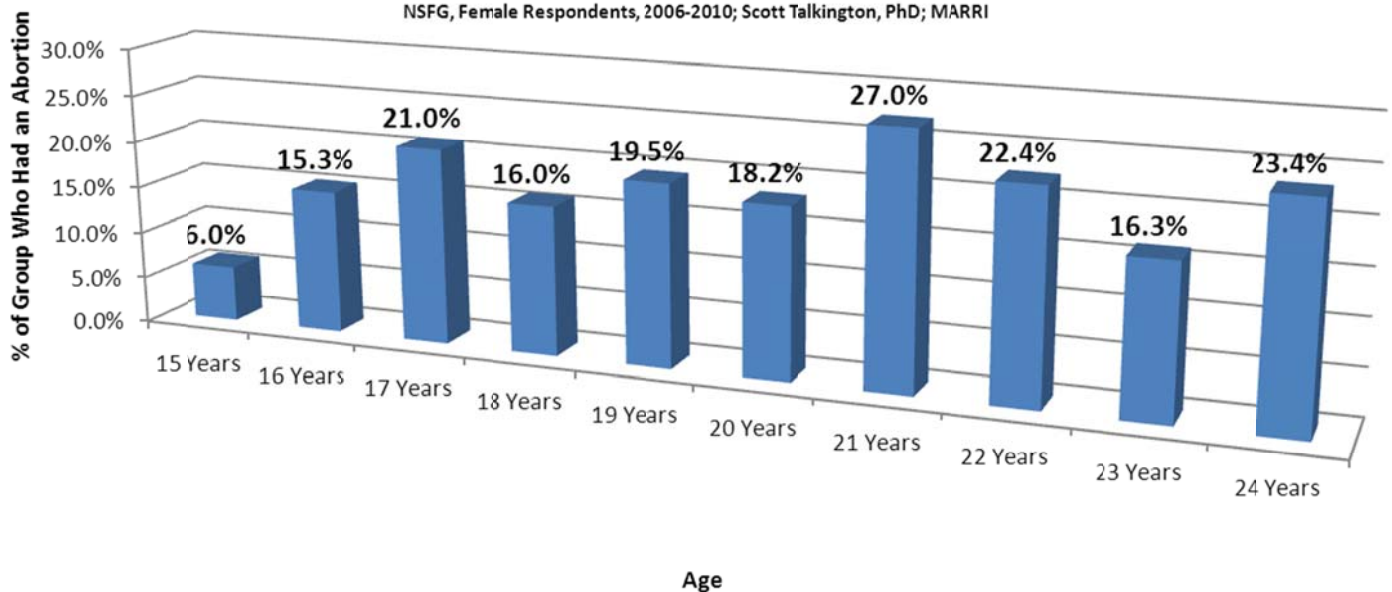
Measured: Distribution by age at first abortion.

- 48.5 percent of women who had one or more abortions had their first abortion when less than 20 years old.
- 30.1 percent of women who had one or more abortions had their first abortion when 20 to 24 years old.
- 14 percent of women who had one or more abortions had their first abortion when 25 to 29 years old.
- 7.4 percent of women who had one or more abortions had their first abortion when 30 to 44 years old.

24 Years of Age and Under: Percent of Women Who Had One or More Abortions

(As a Percent of Women of the Same Age Who Have Ever Been Pregnant)

NSFG, Female Respondents, 2006-2010; Scott Talkington, PhD; MARRI



Population: Women who have ever been pregnant.

Sub-Populations: Women aged 24 and below by exact age.

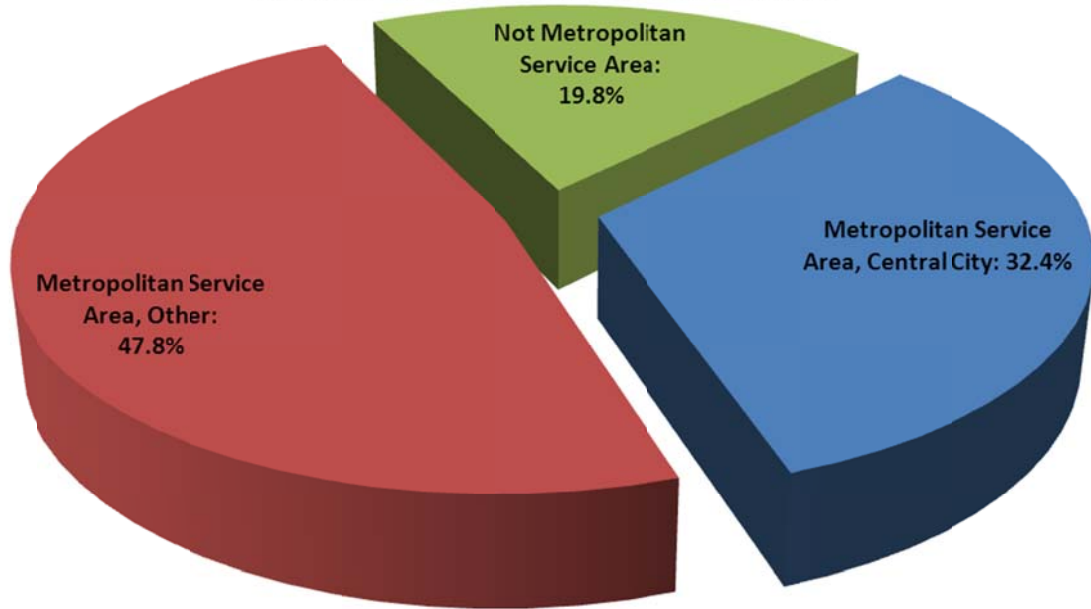
Measured: The percentage within each sub-population who had one or more abortions.

- 6.0 percent of women aged 15 who have ever been pregnant have had an abortion.
- 15.3 percent of women aged 16 who have ever been pregnant have had an abortion.
- 21.0 percent of women aged 17 who have ever been pregnant have had an abortion.
- 16.0 percent of women aged 18 who have ever been pregnant have had an abortion.
- 19.5 percent of women aged 19 who have ever been pregnant have had an abortion.
- 18.2 percent of women aged 20 who have ever been pregnant have had an abortion.
- 27.0 percent of women aged 21 who have ever been pregnant have had an abortion.
- 22.4 percent of women aged 22 who have ever been pregnant have had an abortion.
- 16.3 percent of women aged 23 who have ever been pregnant have had an abortion.
- 23.4 percent of women aged 24 who have ever been pregnant have had an abortion.

Area of Residence

Area of Residence of All Women Aged 15 to 44

NSFG, Female Respondents, 2006-2010; Scott Talkington, PhD; MARRI



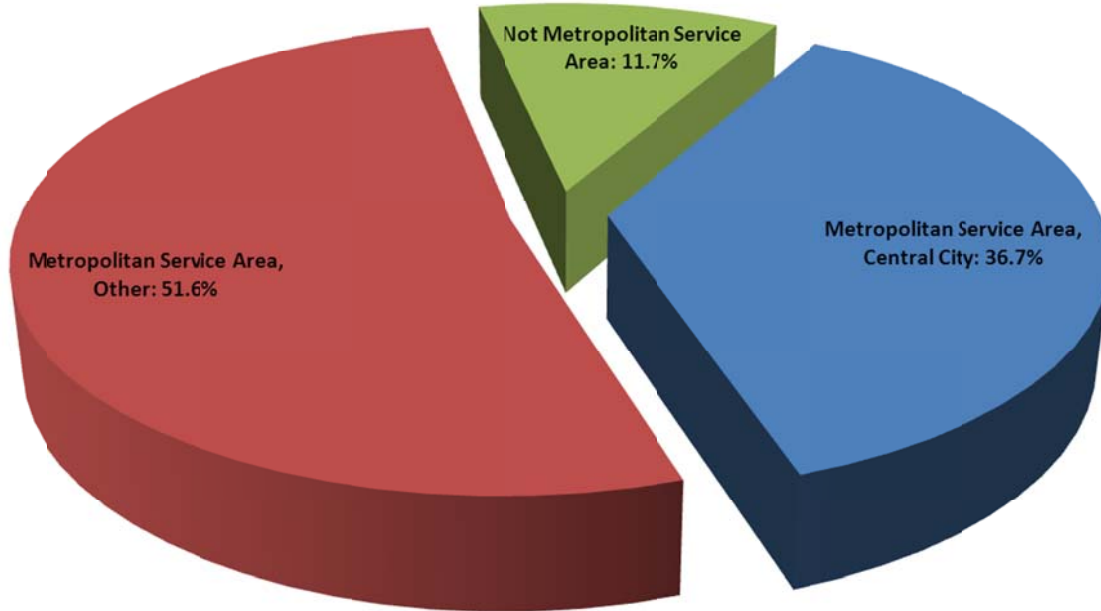
Population: All women in the survey aged 15 to 44.

Measured: Distribution by area of residence.

- 32.4 percent of all women in the survey are from the Central City of a Metropolitan Service Area.
- 47.8 percent of all women in the survey live in a Metropolitan Service Area but outside of the Central City.
- 19.8 percent of all women in the survey are not from a Metropolitan Service Area.

Area of Residence of Women Who Had One or More Abortions

NSFG, Female Respondents, 2006-2010; Scott Talkington, PhD; MARRI



Population: Women aged 15 to 44 who had one or more abortions.

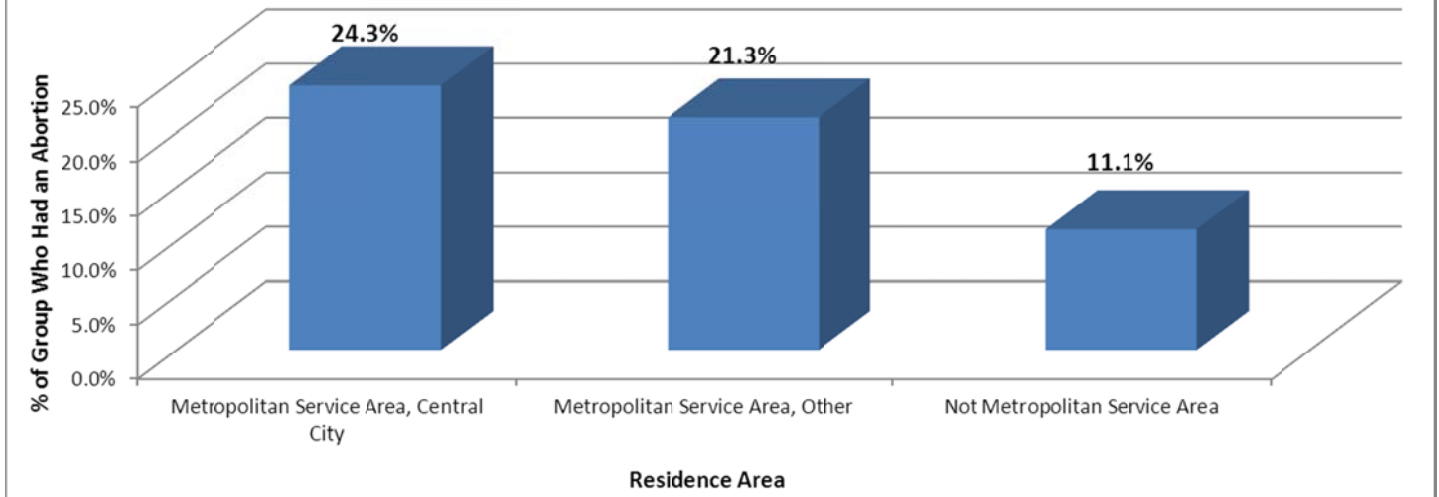
Measured: Distribution by residence area.

- 36.7 percent of women aged 15 to 44 who have ever had an abortion live in the Central City of a Metropolitan Service Area.
- 51.6 percent of women aged 15 to 44 who have ever had an abortion live in a Metropolitan Service Area but outside of the Central City.
- 11.7 percent of women aged 15 to 44 who have ever had an abortion do not live in a Metropolitan Service Area.

By Area of Residence: Percent of Women Who Had One or More Abortions

(As a Percent of Women with the Same Residence Area Who Have Ever Been Pregnant)

NSFG, Female Respondents, 2006-2010; Scott Talkington, PhD; MARR



Population: Women aged 15 to 44 who have ever been pregnant.

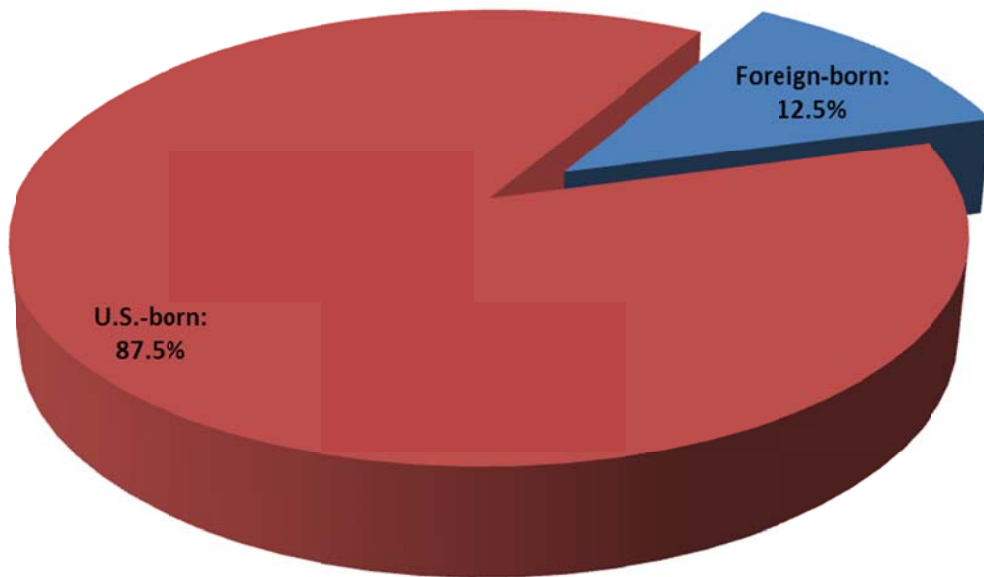
Sub-Populations: Residence area.

Measured: The percentage within each sub-population who had an abortion.

- 24.3 percent of women who live in the Central City of a Metropolitan Service Area who have ever been pregnant had one or more abortions.
- 21.3 percent of women who live in a Metropolitan Service Area but outside of the Central City who have ever been pregnant had one or more abortions.
- 11.1 percent of women who do not live in a Metropolitan Service Area who have ever been pregnant had one or more abortions.

Birthplace, Foreign or Domestic, of Women Who Had One or More Abortions

NSFG, Female Respondents, 2006-2010; Scott Talkington, PhD; MARRI



Population: Women aged 15 to 44 who have had one or more abortions.

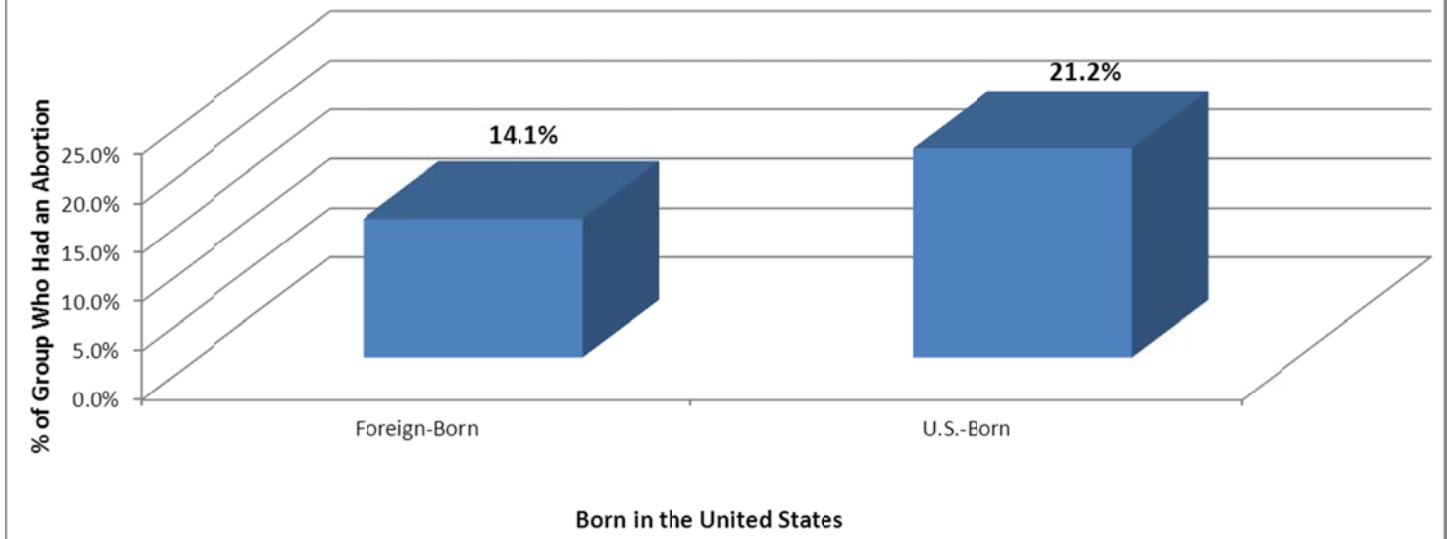
Measured: Distribution by birthplace.

- 87.5 percent of women who have had one or more abortions were born in the U.S.
- 12.5 percent of women who have had one or more abortions were born outside the U.S.

By Birthplace, Foreign or Domestic: Percent of Women Who Had One or More Abortions

(As a Percent of Women with the Same Birthplace Who Have Ever Been Pregnant)

NSFG, Female Respondents, 2006-2010; Scott Talkington, PhD; MARRI



Population: Women aged 15 to 44 who have ever been pregnant.

Sub-Populations: By birthplace.

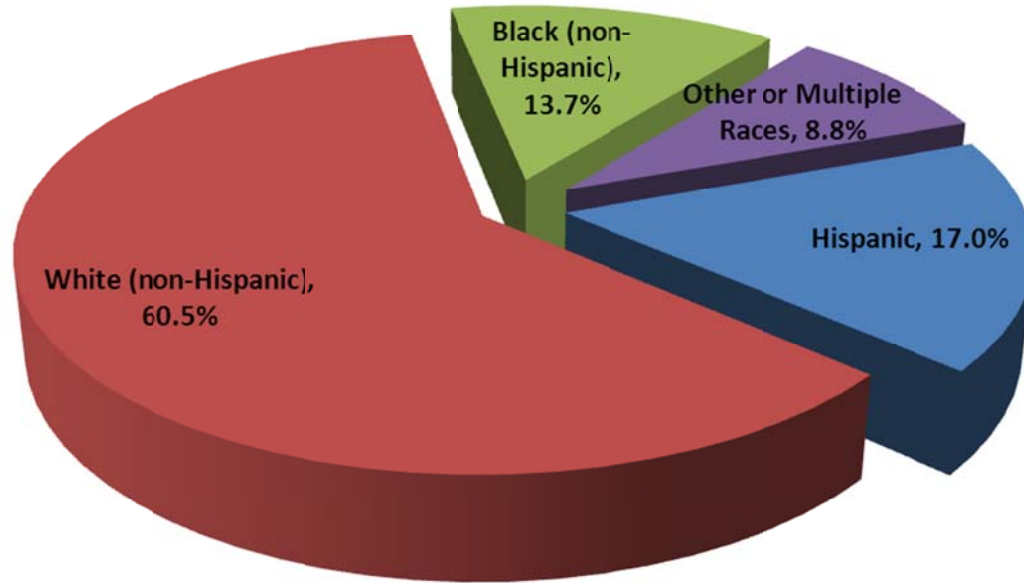
Measured: The percent within each sub-population who had one or more abortions.

- 21.2 percent of women who were born in the U.S. and have ever been pregnant had one or more abortions.
- 14.1 percent of women who were born outside the U.S. and have ever been pregnant had one or more abortions.

Ethnic Distribution

Ethnic Distribution of All Women Aged 15 to 44

NSFG, Female Respondents, 2006-2010; Scott Talkington, PhD; MARRI



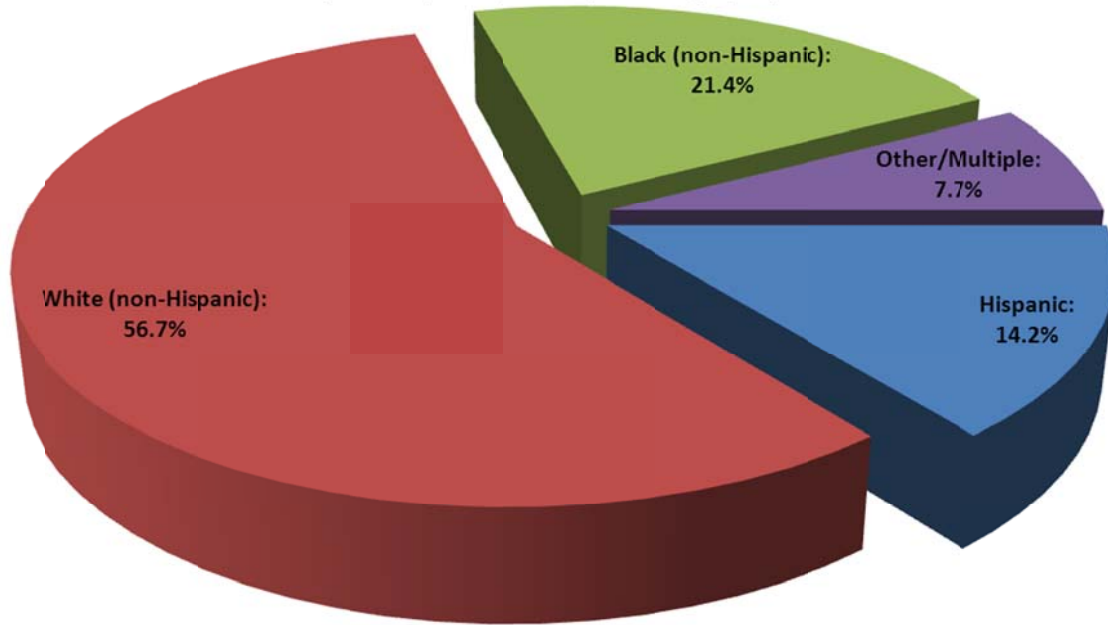
Population: All women in the survey aged 15 to 44.

Measured: Distribution by ethnic background.

- 17.0 percent of all women in the survey are Hispanic.
- 60.5 percent of all women in the survey are White (non-Hispanic).
- 13.7 percent of all women in the survey are Black (non-Hispanic).
- 8.8 percent of all women in the survey fall under other or multiracial categories.

Ethnic Distribution of Women Who Had One or More Abortions

NSFG, Female Respondents, 2006-2010; Scott Talkington, PhD; MARRI



Population: Women aged 15 to 44 who had one or more abortions.

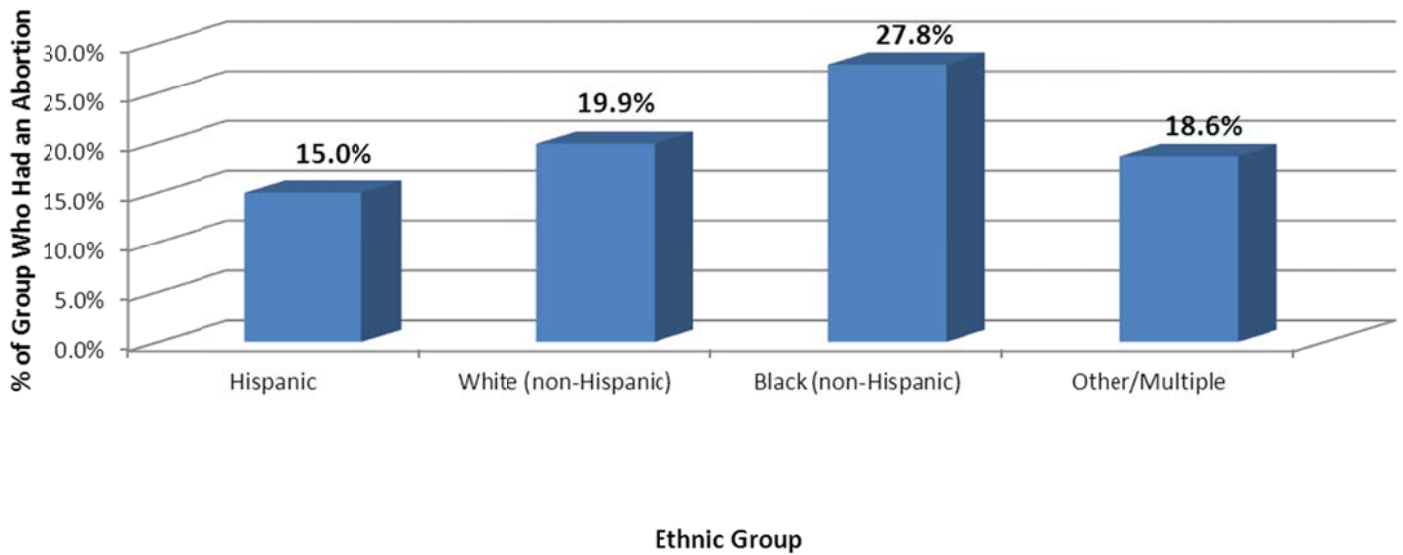
Measured: Distribution by ethnic background.

- 14.2 percent of women who had one or more abortions are Hispanic.
- 56.7 percent of women who had one or more abortions are White (non-Hispanic).
- 21.4 percent of women who had one or more abortions are Black (non-Hispanic).
- 7.7 percent of women who had one or more abortions fall under other or multiracial categories.

By Ethnic Group: Percent of Women Who Had One or More Abortions

(As a Percent of Women of the Same Ethnicity Who Have Ever Been Pregnant)

NSFG, Female Respondents, 2006-2010; Scott Talkington, PhD; MARRI



Population: Women aged 15 to 44 who have ever been pregnant.

Sub-Populations: Ethnic group.

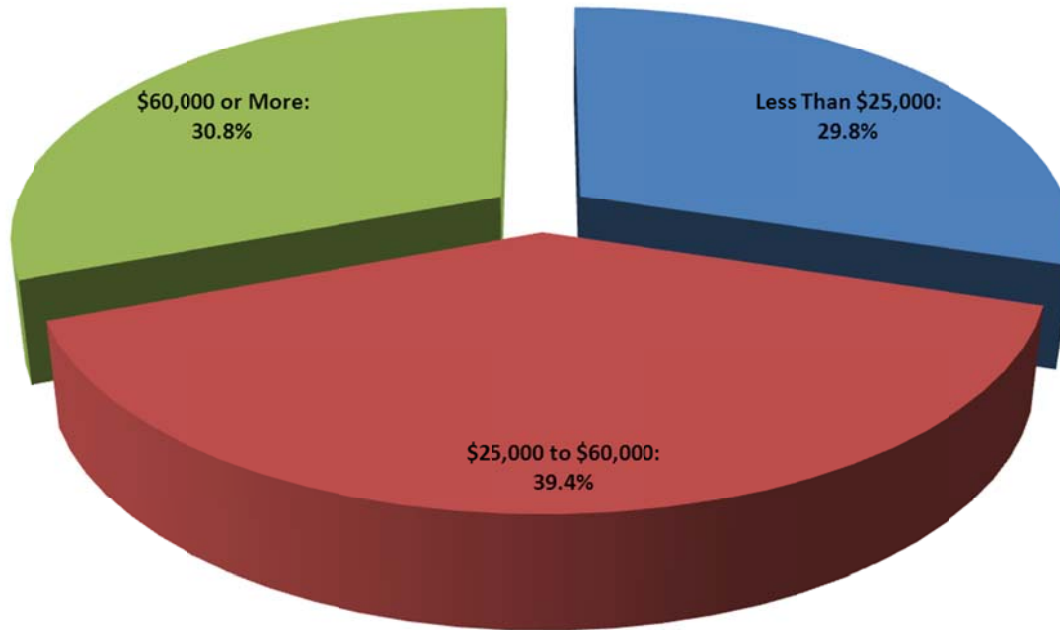
Measured: The percent within each sub-population who had one or more abortions.

- 15.0 percent of Hispanic women who have ever been pregnant had one or more abortions.
- 19.9 percent of White (Not Hispanic) women who have ever been pregnant had one or more abortions.
- 27.8 percent of Black (Not Hispanic) women who have ever been pregnant had one or more abortions.
- 18.6 percent of women who fall under other or multiracial categories who have ever been pregnant had one or more abortions.

Income and Education

Family Income of Women Who Had One or More Abortions

NSFG, Female Respondents, 2006-2010; Scott Talkington, PhD; MARRI



Population: Women aged 15 to 44 who had one or more abortions.

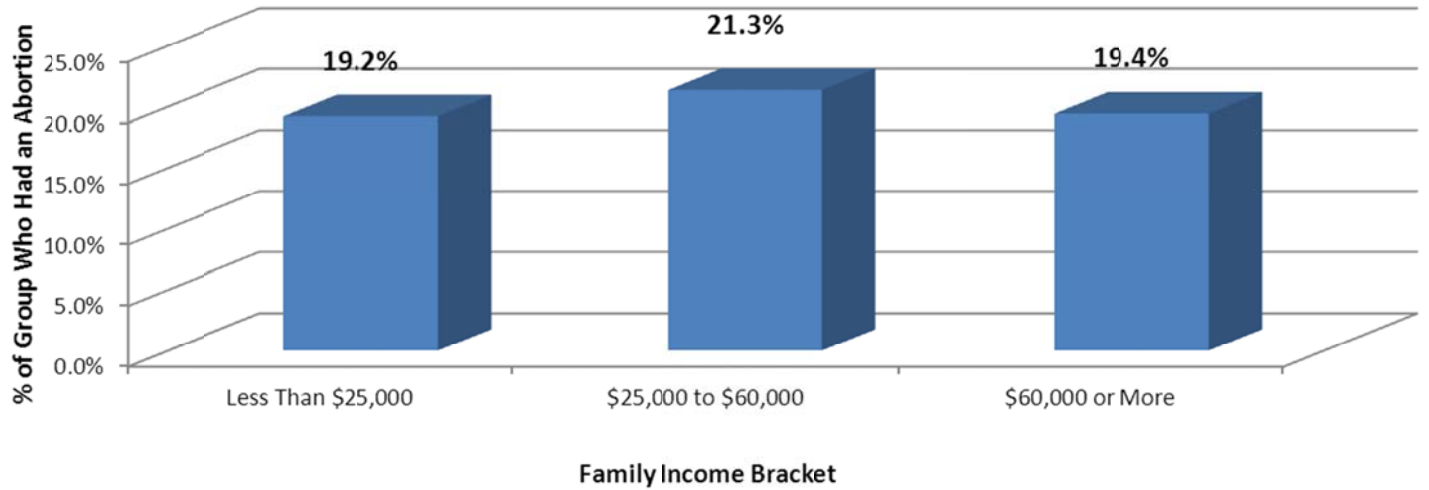
Measured: Distribution by family income brackets.

- 29.8 percent of women who had one or more abortions have a family income of less than \$25,000.
- 39.4 percent of women who had one or more abortions have a family income between \$25,000 and \$60,000.
- 30.8 percent of women who had one or more abortions have a family income of \$60,000 or greater.

By Family Income Bracket: Percent of Women Who Had One or More Abortions

(As a Percent of Women within the Same Family Income Bracket Who Have Ever Been Pregnant)

NSFG, Female Respondents, 2006-2010; Scott Talkington, PhD; MARRI



Population: Women aged 15 to 44 who have ever been pregnant.

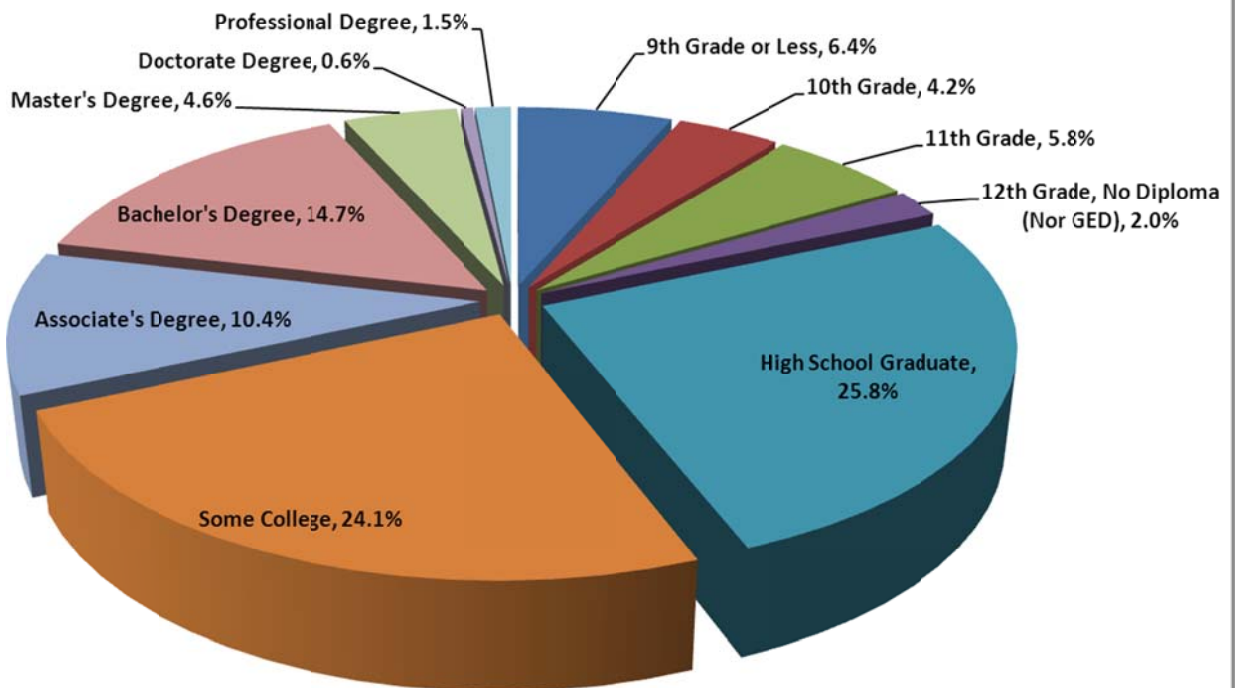
Sub-Populations: Family income brackets.

Measured: The percent within each sub-population who had one or more abortions.

- 19.2 percent of women who belong to a family whose yearly income is less than \$25,000 and have ever been pregnant had one or more abortions.
- 21.3 percent of women who belong to a family whose yearly income is between \$25,000 and \$60,000 and have ever been pregnant had one or more abortions.
- 19.4 percent of women who belong to a family whose yearly income is \$60,000 or greater and have ever been pregnant had one or more abortions.

Education Attained among Women Who Had One or More Abortions

NSFG, Female Respondents, 2006-2010; Scott Talkington, PhD; MARRI



Population: Women aged 15 to 44 who had one or more abortions.

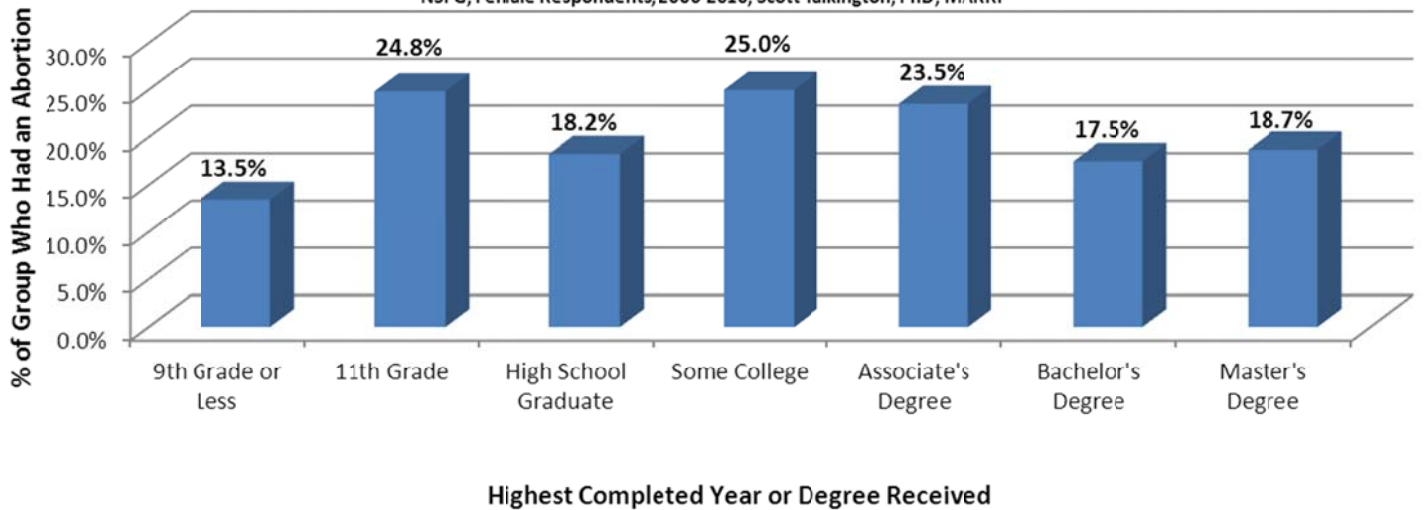
Measured: Distribution by highest completed year of high school or by degree received.

- 6.4 percent of women who had one or more abortions have a 9th grade education or less.
- 4.2 percent of women who had one or more abortions have a 10th grade education.
- 5.8 percent of women who had one or more abortions have an 11th grade education.
- 2.0 percent of women who had one or more abortions have a 12th grade education with no diploma or GED.
- 25.8 percent of women who had one or more abortions are high school graduates.
- 24.1 percent of women who had one or more abortions have some college education.
- 10.4 percent of women who had one or more abortions have an associate's Degree.
- 14.7 percent of women who had one or more abortions have a bachelor's degree.
- 4.6 percent of women who had one or more abortions have a master's degree.
- 0.6 percent of women who had one or more abortions have a doctorate degree.
- 1.5 percent of women who had one or more abortions have a professional degree.

By Education Attained: Percent of Women Who Had One or More Abortions

(As a Percent of Women with the Same Education Who Have Ever Been Pregnant)

NSFG, Female Respondents, 2006-2010; Scott Talkington, PhD; MARRI



Population: Women aged 15 to 44 who have ever been pregnant.

Sub-Populations: Education level attained.

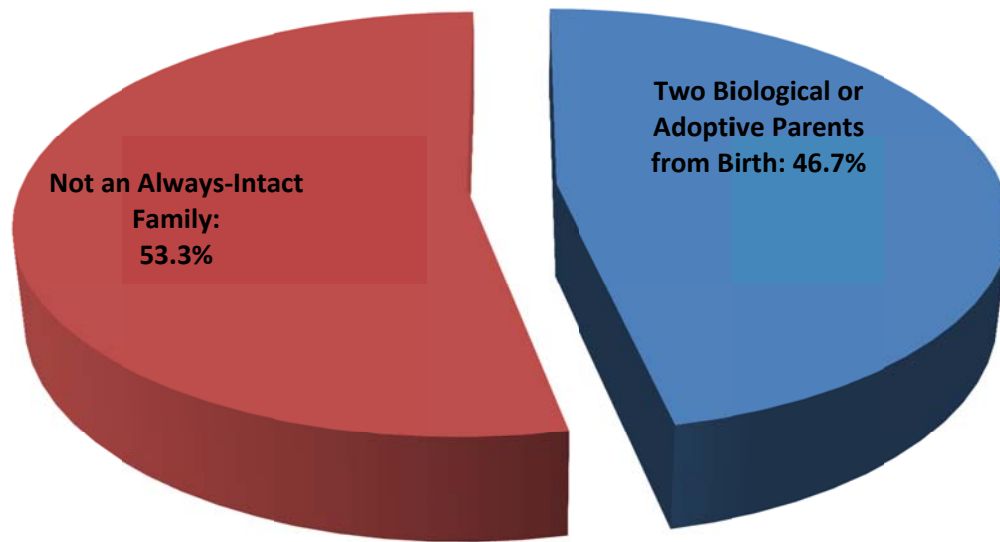
Measured: The percent within each sub-population who had one or more abortions.

- 13.5 percent of women who have a 9th grade or less education and have ever been pregnant had one or more abortions.
- 24.8 percent of women who have an 11th grade education and have ever been pregnant had one or more abortions.
- 18.2 percent of women who are high school graduates and have ever been pregnant had one or more abortions.
- 25 percent of women who have some college education and have ever been pregnant had one or more abortions.
- 23.5 percent of women who have an associate's degree and have ever been pregnant had one or more abortions.
- 17.5 percent of women who have a bachelor's degree and have ever been pregnant had one or more abortions.
- 18.7 percent of women who have a master's degree and have ever been pregnant had one or more abortions.

Family

Family Structure of Origin among Women Who Had One or More Abortions

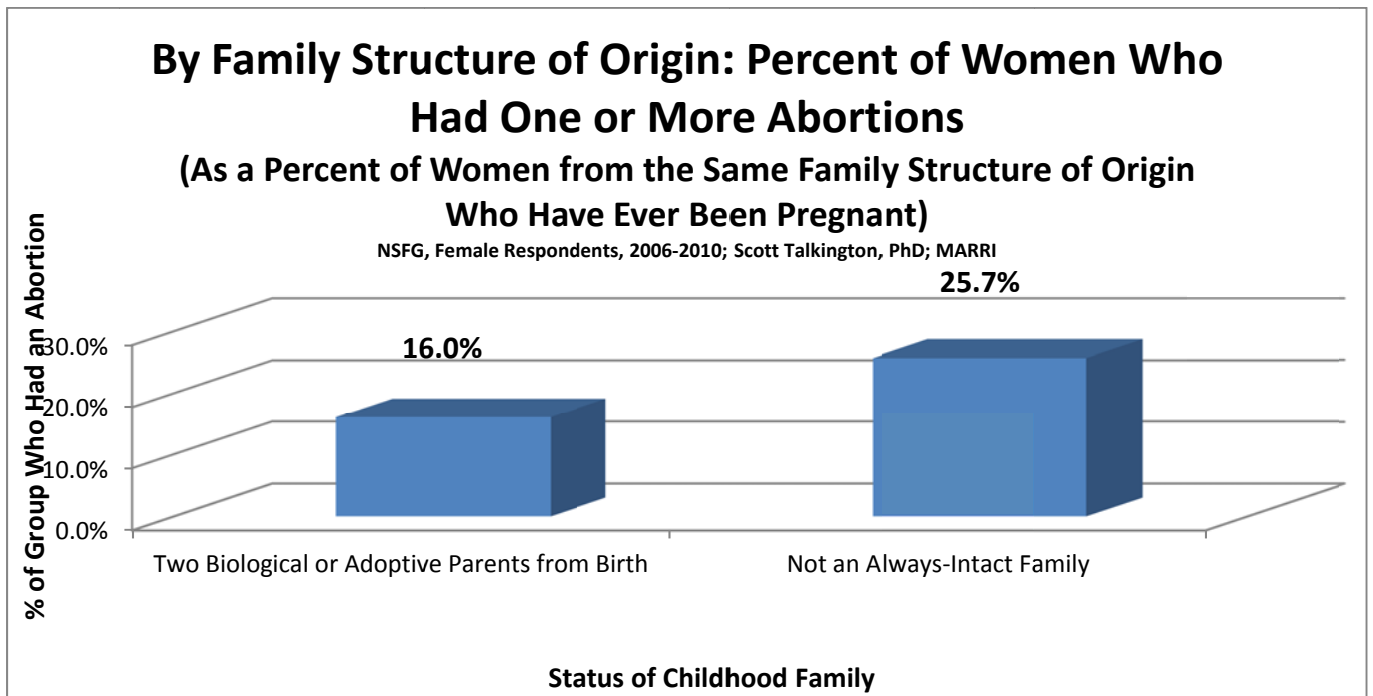
NSFG, Female Respondents, 2006-2010; Scott Talkington, PhD; MARRI



Population: Women aged 15 to 44 who had one or more abortions.

Measured: Distribution by family structure of origin.

- 53.3 percent of women who had one or more abortions were raised in a family that was not always intact.
- 46.7 percent of women who had one or more abortions were raised by two biological or adoptive parents from birth.



Population: Women aged 15 to 44 who have ever been pregnant.

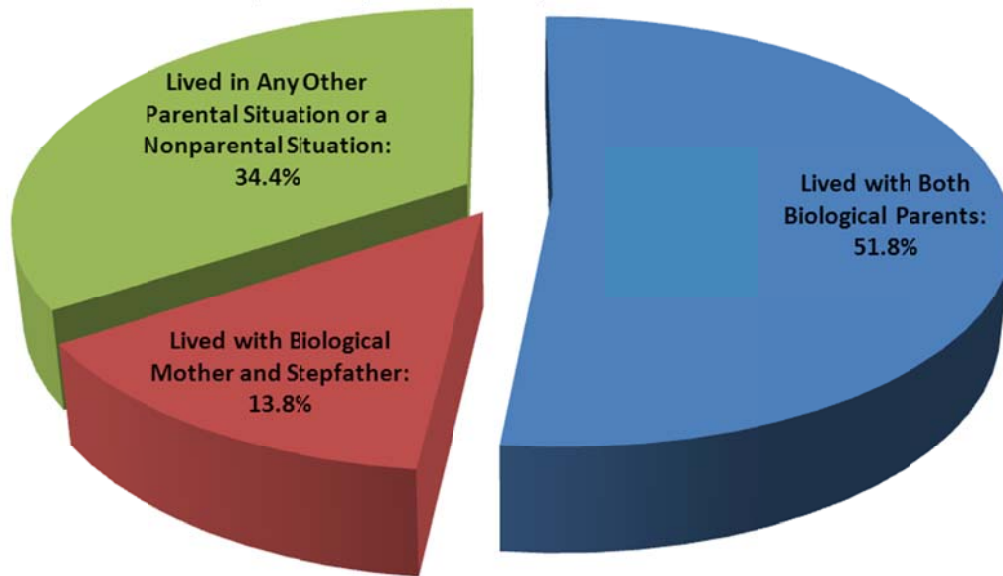
Sub-Populations: Family structure of origin.

Measured: The percent within each sub-population who had one or more abortions.

- 16 percent of women who were raised by two biological or adoptive parents from birth and have ever been pregnant had one or more abortions.
- 25.7 percent of women who were raised in a family that was not always intact and have ever been pregnant had one or more abortions.

Family Living Situation at Age 14 of Women Who Had One or More Abortions

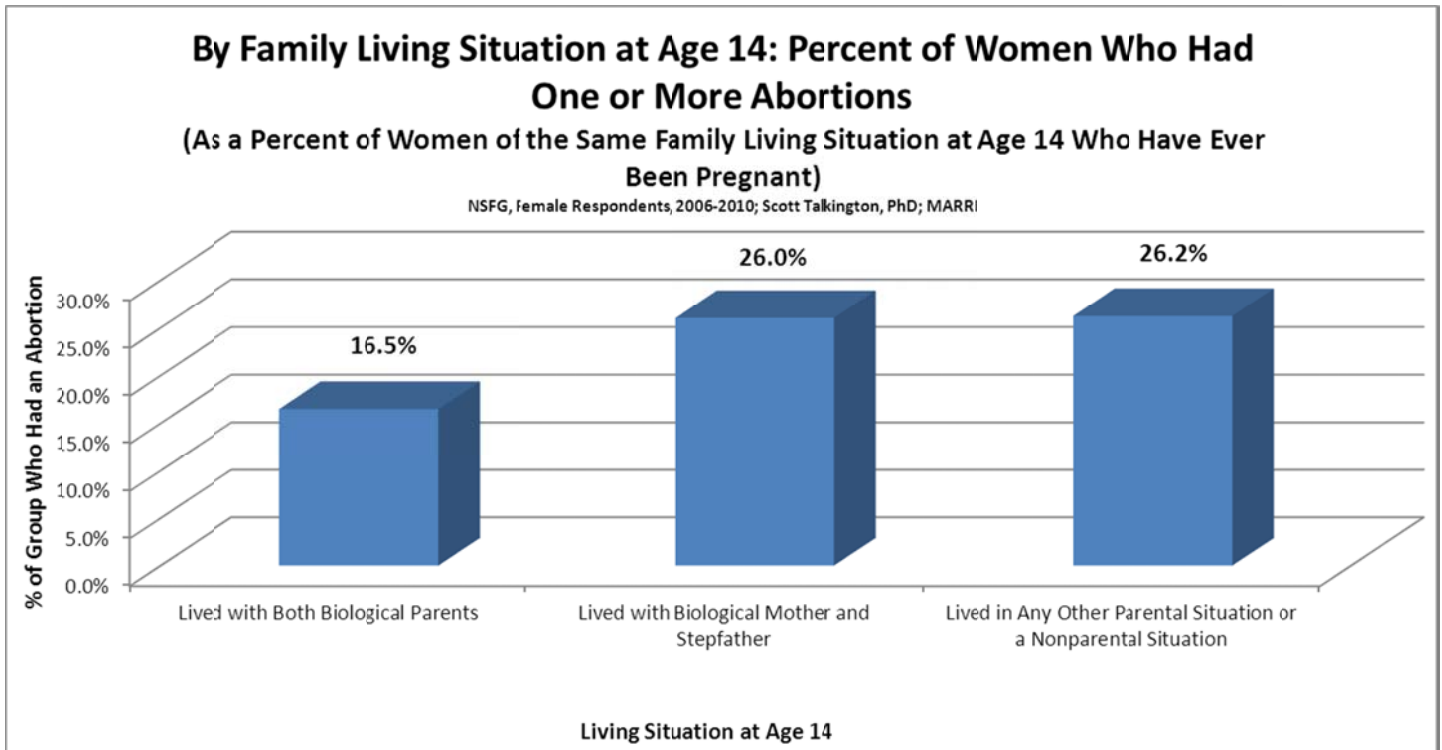
NSFG, Female Respondents, 2006-2010; Scott Talkington, PhD; MARRI



Population: Women aged 15 to 44 who had one or more abortions.

Measured: Distribution by family living situation at age 14.

- 51.8 percent of women who had one or more abortions lived with both biological parents at age 14.
- 13.8 percent of women who had one or more abortions lived with their biological mother and a stepfather at age 14.
- 34.4 percent of women who had one or more abortions lived in any other parental or non-parental situation at age 14.



Population: Women aged 15 to 44 who have ever been pregnant.

Sub-Populations: Family living situation at age 14.

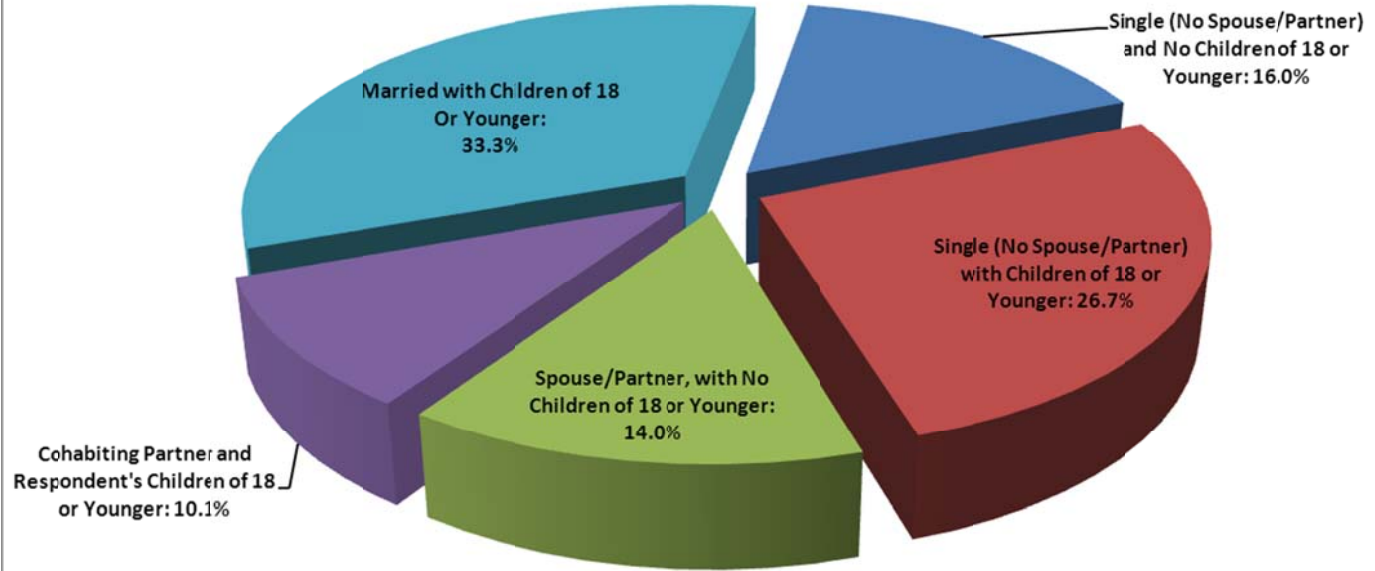
Measured: The percent within each sub-population who had one or more abortions.

- 16.5 percent of women who lived with both biological parents at age 14 and have ever been pregnant had one or more abortions.
- 26 percent of women who lived with their biological mother and a stepfather at age 14 and have ever been pregnant had one or more abortions.
- 26.2 percent of women who lived in any other parental or non-parental situation at age 14 and have ever been pregnant had one or more abortions.

Marriage

Present Family Living Situation of Women Who Had One or More Abortions

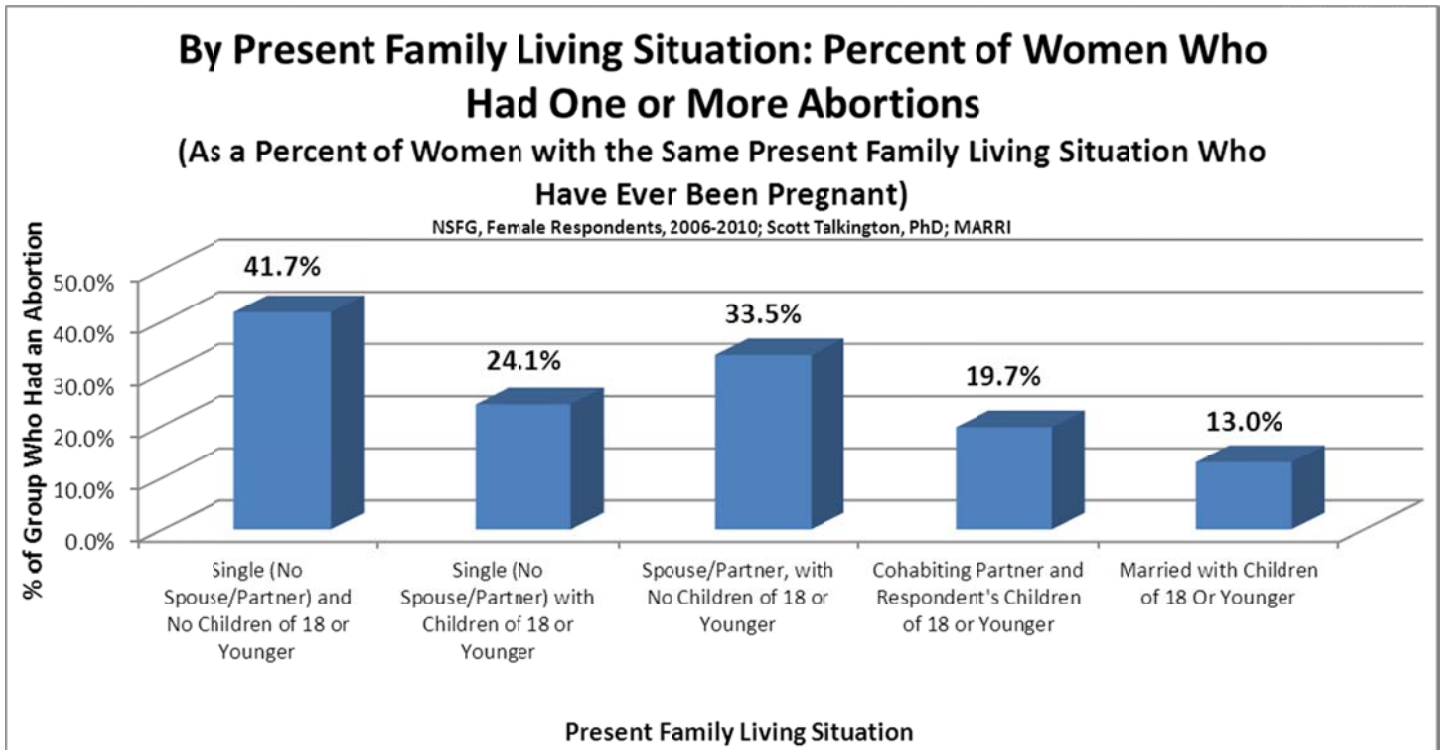
NSFG, Female Respondents, 2006-2010; Scott Talkington, PhD; MARRI



Population: Women aged 15 to 44 who had one or more abortions.

Measured: Distribution by present family living situation.

- 16 percent of women who had one or more abortions live alone.
- 26.7 percent of women who had one or more abortions live with their children and without a spouse or partner.
- 14 percent of women who had one or more abortions live with a spouse or partner and have no children.
- 10.1 percent of women who had one or more abortions are cohabiting and live with their children.
- 33.3 percent of women who had one or more abortions live with their spouse and children.



Population: Women aged 15 to 44 who have ever been pregnant.

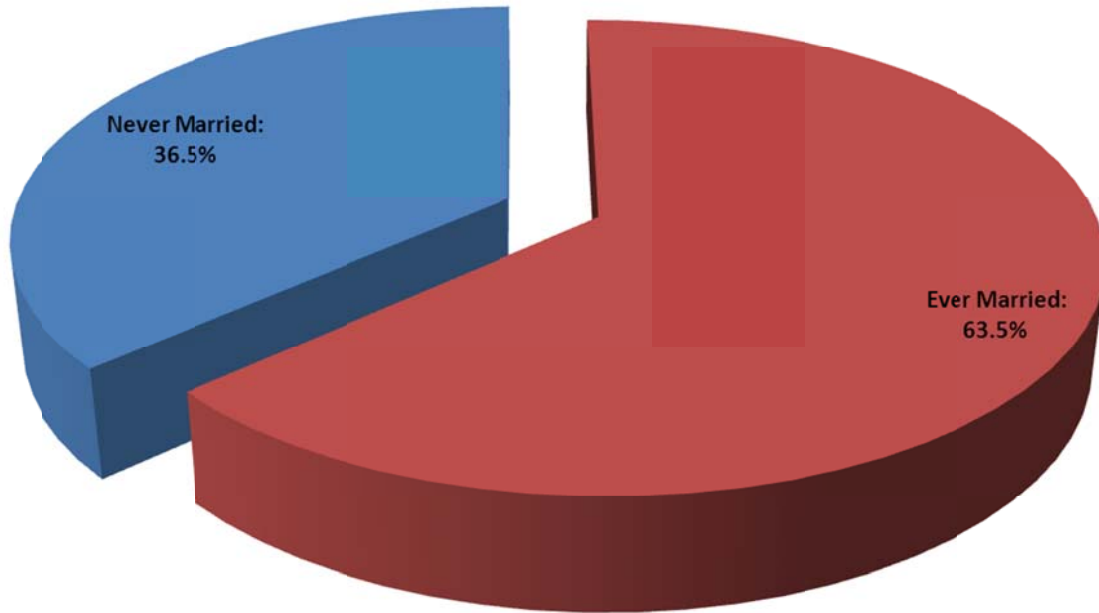
Sub-Populations: By present family living situation.

Measured: The percent within each sub-population who had one or more abortions.

- 41.7 percent of women who live alone and have ever been pregnant had one or more abortions.
- 24.1 percent of women who live without a spouse or partner and with their children had one or more abortions.
- 33.5 percent of women who live with a spouse or partner and with no children and have ever been pregnant had one or more abortions.
- 19.7 percent of women who live with their children and are cohabiting had one or more abortions.
- 13 percent of women who live with their spouse and children had one or more abortions.

Marriage History of Women Who Had One or More Abortions

NSFG, Female Respondents, 2006-2010; Scott Talkington, PhD; MARRI



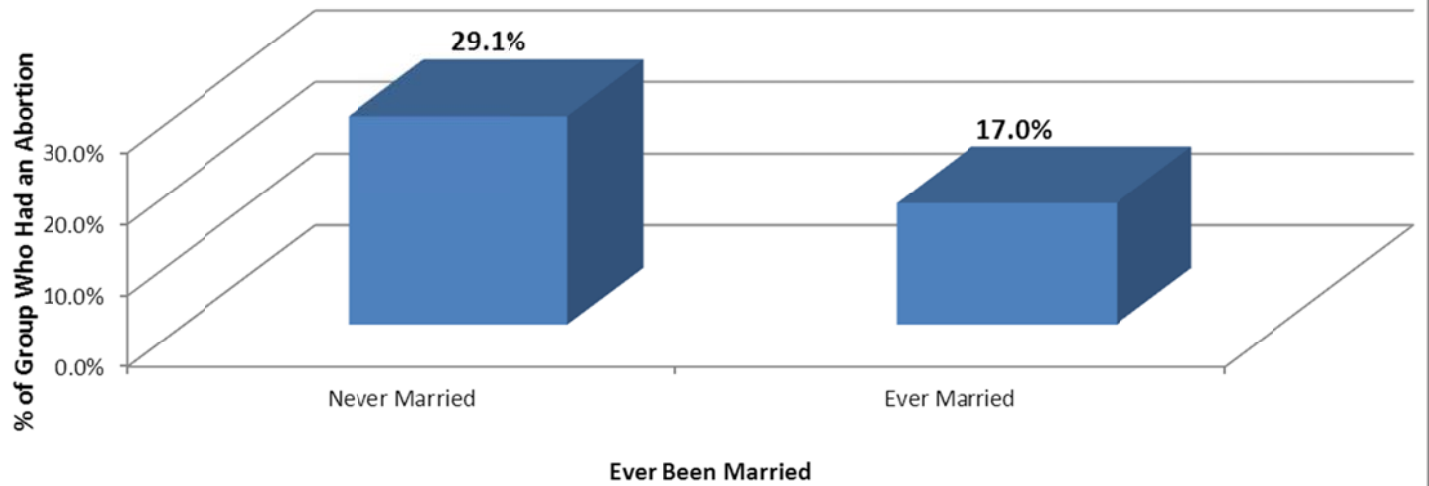
Population: Women aged 15 to 44 who had one or more abortions.

Measured: Distribution by whether ever married.

- 36.5 percent of women who had one or more abortions have never been married.
- 63.5 percent of women who had one or more abortions have been married.

By Marriage History: Percent of Women Who Had One or More Abortions (As a Percent of Women with the Same Marriage History Who Have Ever Been Pregnant)

NSFG, Female Respondents, 2006-2010; Scott Talkington, PhD; MARRI



Population: Women aged 15 to 44 who have ever been pregnant.

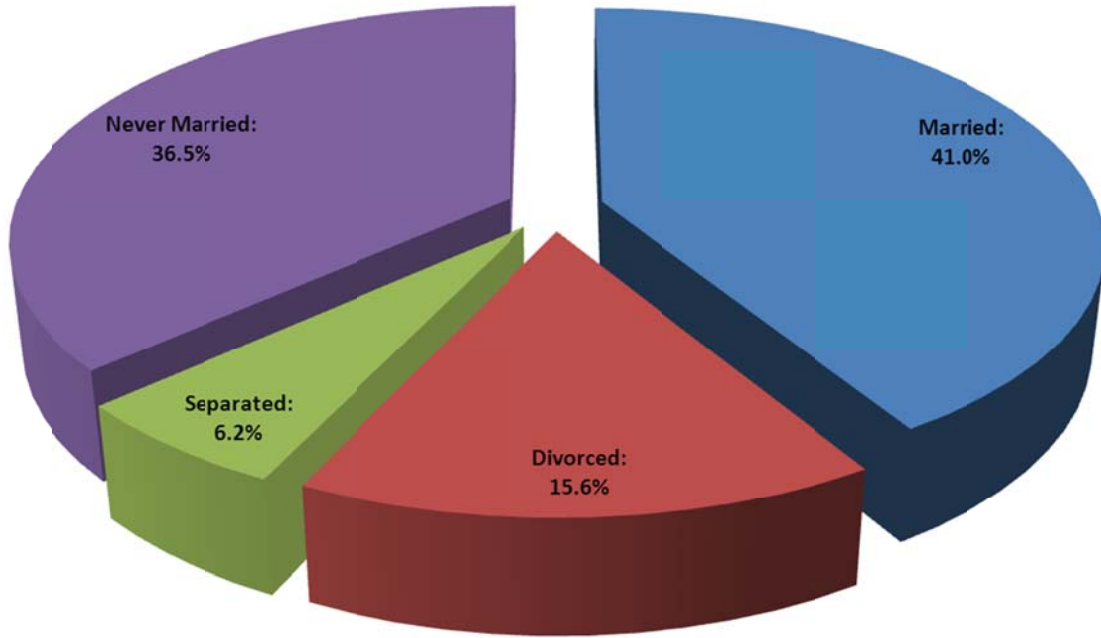
Sub-Populations: Ever married or never married.

Measured: The percent within each sub-population who had one or more abortions.

- 29.1 percent of women who have never been married and have ever been pregnant had one or more abortions.
- 17 percent of women who have ever been married and have ever been pregnant had one or more abortions.

Current Marital Status of Women Who Had One or More Abortions

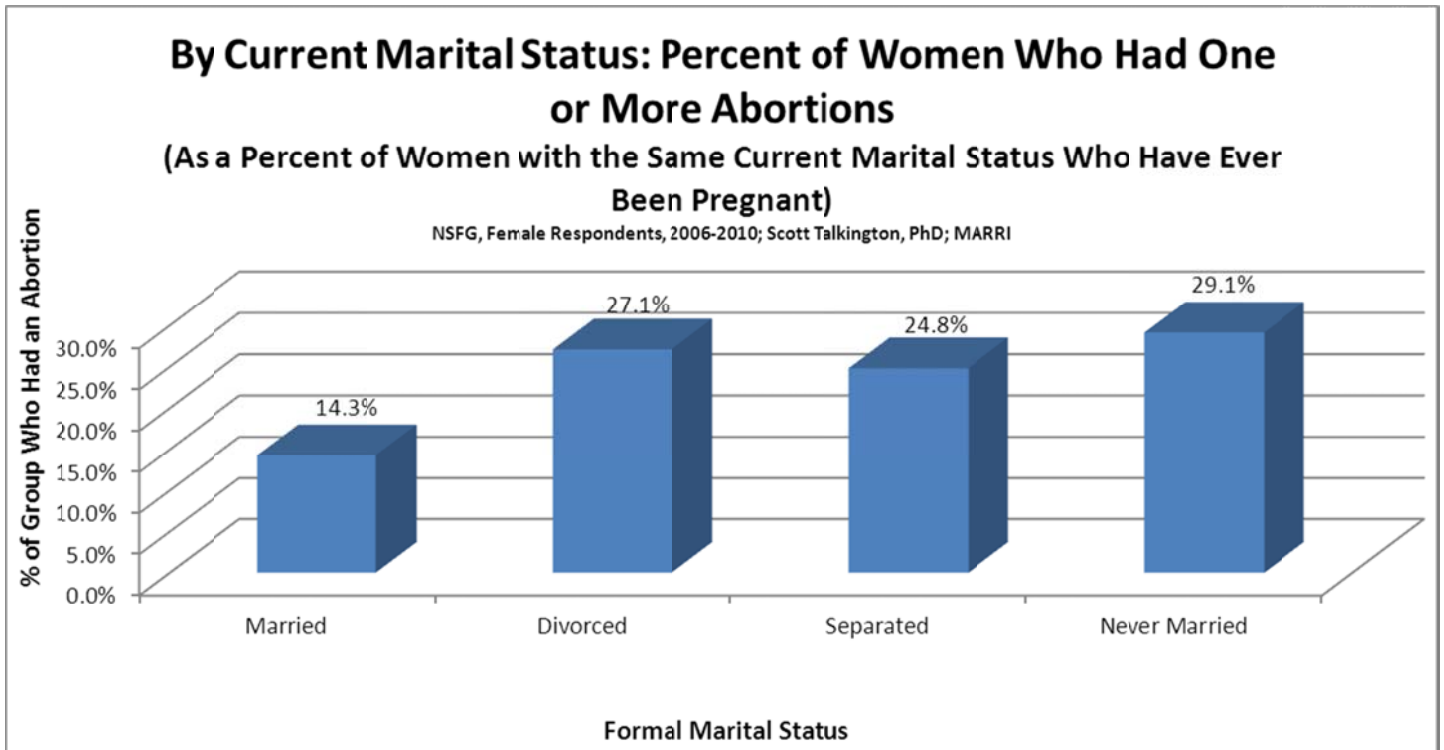
NSFG, Female Respondents, 2006-2010; Scott Talkington, PhD; MARRI



Population: Women aged 15 to 44 who had one or more abortions.

Measured: Distribution by current marital status.

- 41 percent of women who had one or more abortions are married.
- 15.6 percent of women who had one or more abortions are divorced.
- 6.2 percent of women who had one or more abortions are separated.
- 36.5 percent of women who had one or more abortions have never been married.



Population: Women aged 15 to 44 who have ever been pregnant.

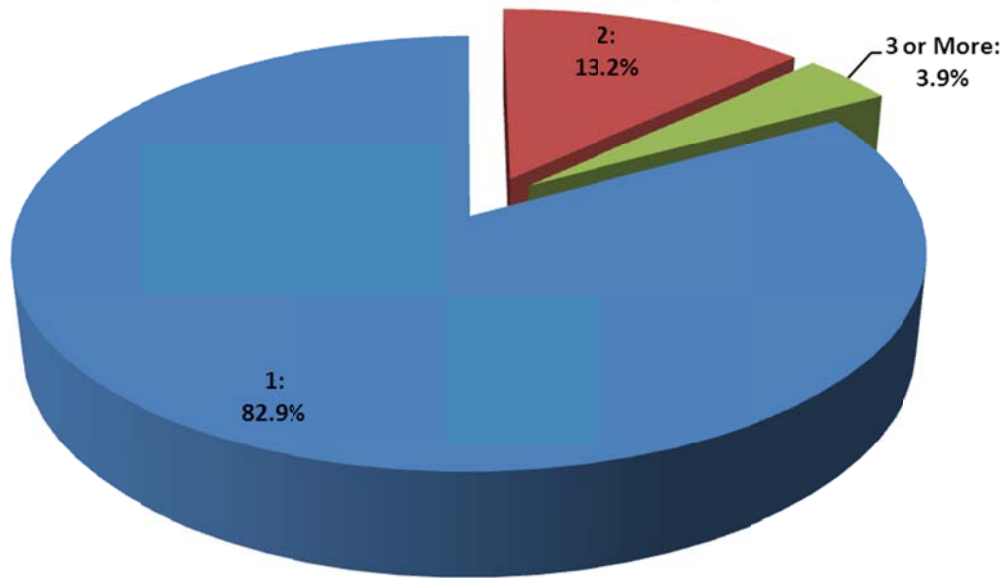
Sub-Populations: Current marital status.

Measured: The percent within each sub-population who had one or more abortions.

- 14.3 percent of women who are married and have ever been pregnant had one or more abortions.
- 27.1 percent of women who are divorced and have ever been pregnant had one or more abortions.
- 24.8 percent of women who are separated and have ever been pregnant had one or more abortions.
- 29.1 percent of women who have never been married and have ever been pregnant had one or more abortions.

Number of Marriages among Women Who Have Married and Who Had One or More Abortions

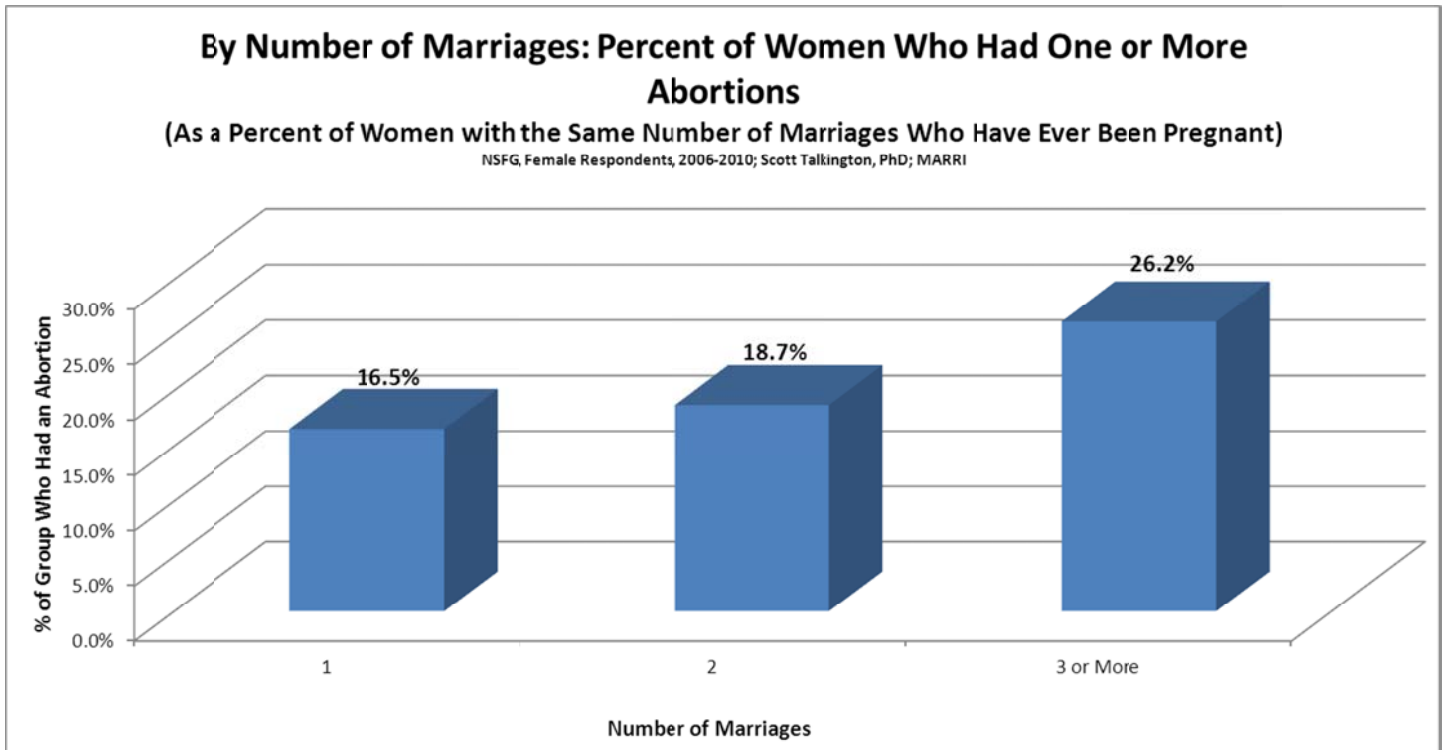
NSFG, Female Respondents, 2006-2010; Scott Talkington, PhD; MARRI



Population: Women aged 15 to 44 who have ever been married and had one or more abortions.

Measured: Distribution by number of times married.

- 82.9 percent of women who had one or more abortions have been married once.
- 13.2 percent of women who had one or more abortions have been married twice.
- 3.9 percent of women who had one or more abortions have been married three or more times.



Population: Women aged 15 to 44 who have ever been married and have ever been pregnant.

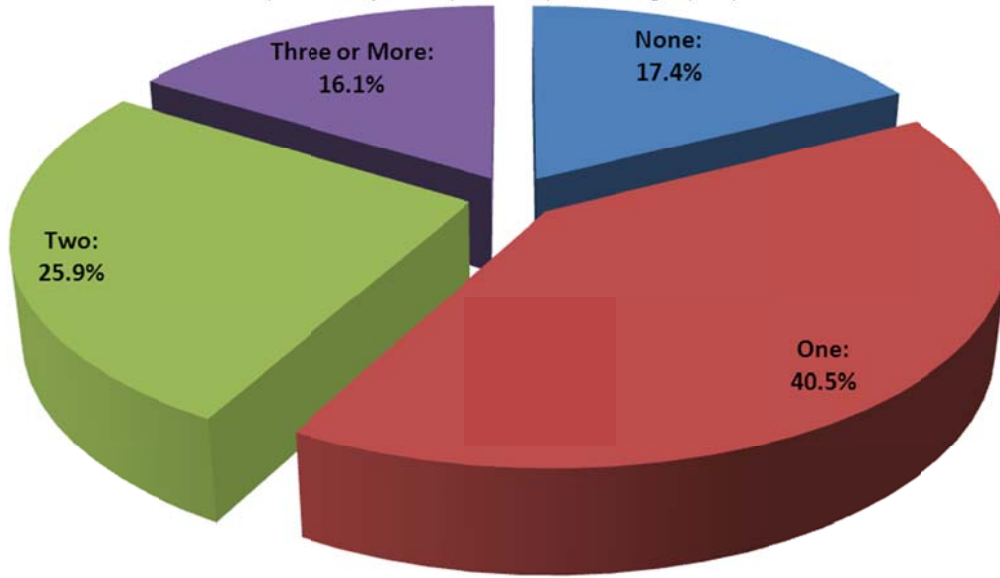
Sub-Populations: Number of times married.

Measured: The percent within each sub-population who had one or more abortions.

- 16.5 percent of women who have been married once and have ever been pregnant had one or more abortions.
- 18.7 percent of women who have been married twice and have ever been pregnant had one or more abortions.
- 26.2 percent of women who have been married three times and have ever been pregnant had one or more abortions.

Number of Cohabitations among Women Who Had One or More Abortions

NSFG, Female Respondents, 2006-2010; Scott Talkington, PhD; MARRI



Population: Women aged 15 to 44 who had one or more abortions.

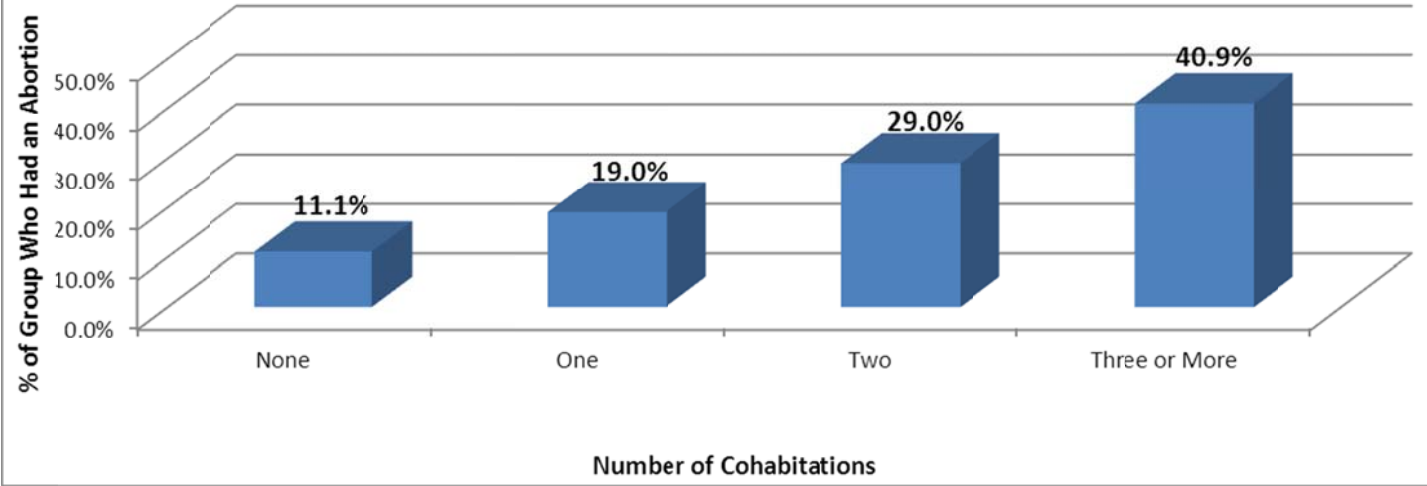
Measured: Distribution by number of cohabitations.

- 17.4 percent of women who had one or more abortions have never cohabited.
- 40.5 percent of women who had one or more abortions have cohabited once.
- 25.9 percent of women who had one or more abortions have cohabited twice.
- 16.1 percent of women who had one or more abortions have cohabited three or more times.

By Number of Cohabitations: Percent of Women Who Had One or More Abortions

(As a Percent of Women with the Same Number of Cohabitations Who Have Ever Been Pregnant)

NSFG, Female Respondents, 2006-2010; Scott Talkington, PhD; MARRI



Population: Women aged 15 to 44 who have ever been pregnant.

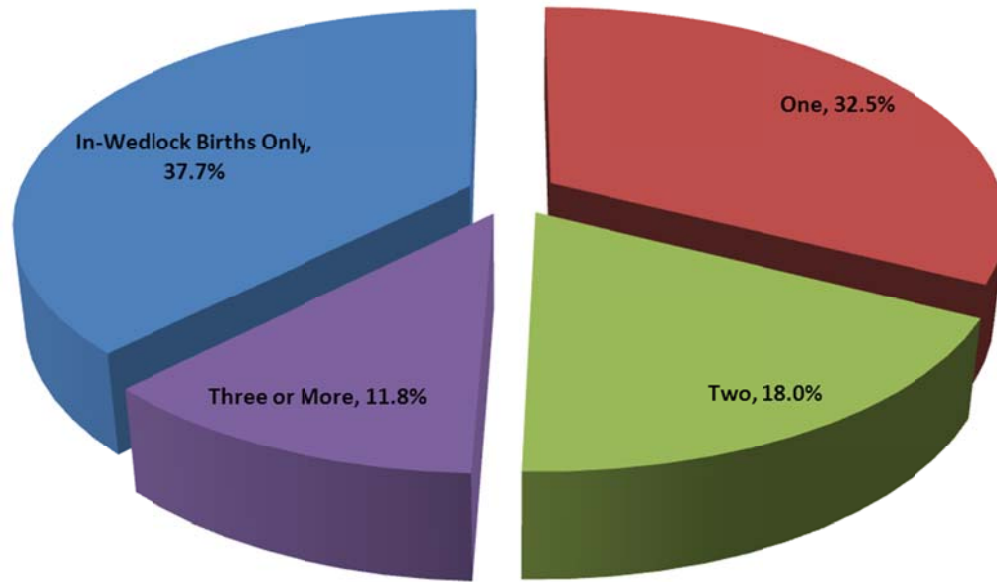
Sub-Populations: Number of cohabitations.

Measured: The percent within each sub-population who had one or more abortions.

- 11.1 percent of women who have never cohabited and have ever been pregnant had one or more abortions.
- 19 percent of women who have cohabited once and have ever been pregnant had one or more abortions.
- 29 percent of women who have cohabited twice and have ever been pregnant had one or more abortions.
- 40.9 percent of women who have cohabited three or more times and have ever been pregnant had one or more abortions.

Number of out-of-Wedlock [With in-Wedlock Only] Births among Women Who Had One or More Abortions; If Ever Given Birth

NSFG, Female Respondents, 2006-2010; Scott Talkington, PhD; MARRI



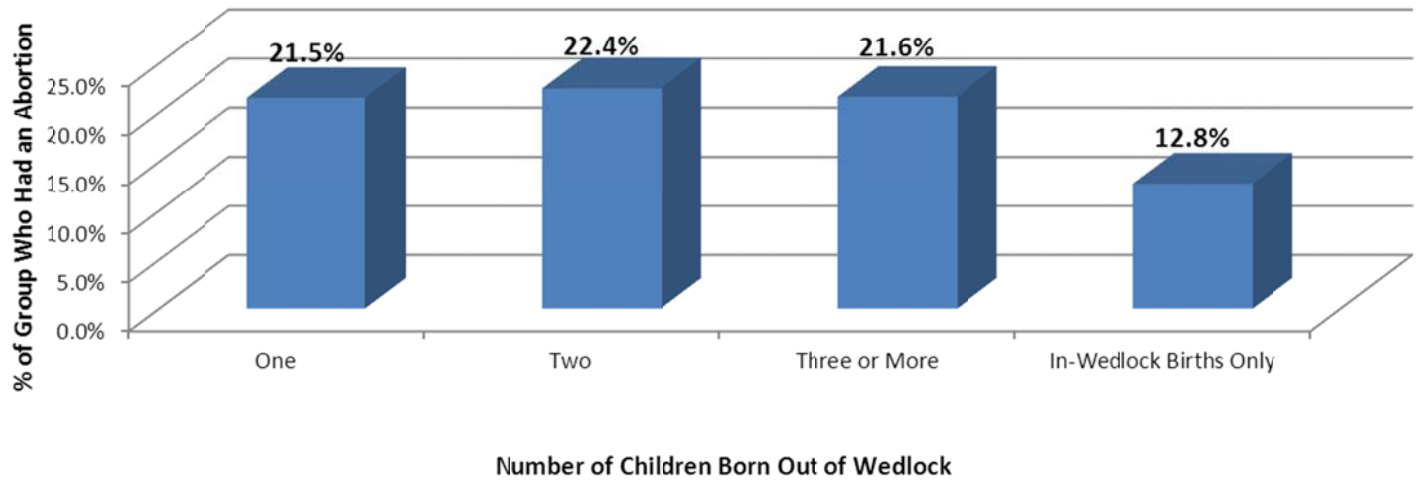
Population: Women aged 15 to 44 who have ever given birth and have had one or more abortions.

Measured: Distribution by the number of out-of-wedlock births.

- 37.7 percent of women who had one or more abortions and have given birth had no out-of-wedlock births.
- 32.5 percent of women who had one or more abortions and have given birth had one out-of-wedlock birth.
- 18 percent of women who had one or more abortions and have ever given birth had two out-of-wedlock births.
- 11.8 percent of women who had one or more abortions and have ever given birth had three or more out-of-wedlock births.

**By Number of out-of-Wedlock [With in-Wedlock Only] Births:
Percent of Women Who Had One or More Abortions As Well
(As a Percent of Women with the Same Number of Children Born Out-of-
Wedlock Who Have Ever Given Birth)**

NSFG, Female Respondents, 2006-2010; Sco



Population: Women aged 15 to 44 who have ever given birth.

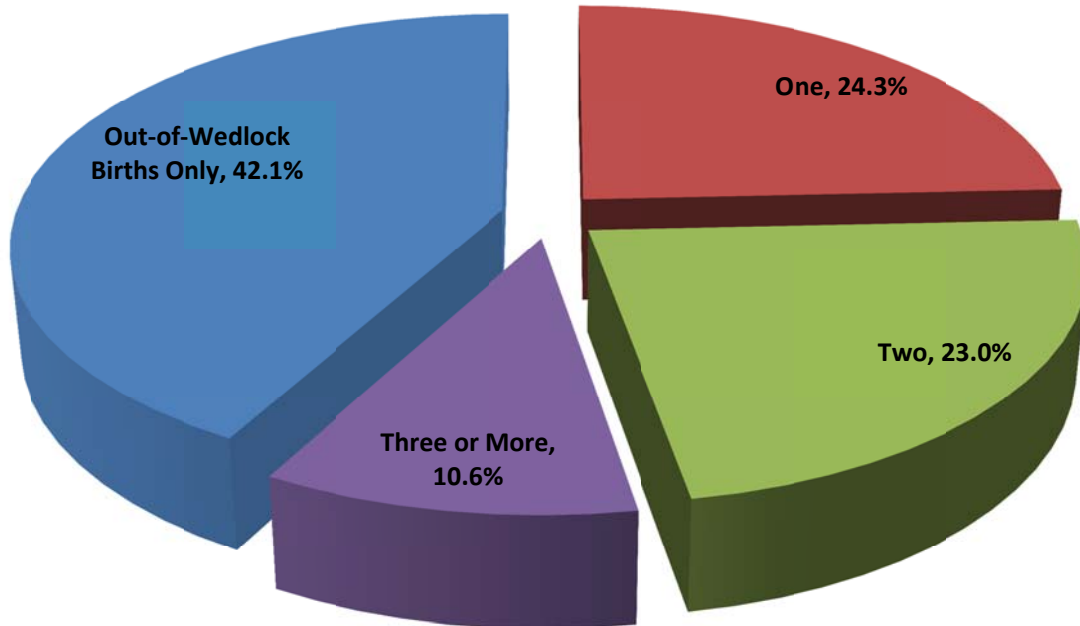
Sub-Populations: Number of out-of-wedlock births.

Measured: The percent within each sub-population who had one or more abortions.

- 21.5 percent of women who had one out-of-wedlock birth had one or more abortions as well.
- 22.4 percent of women who had two out-of-wedlock births had one or more abortions as well.
- 21.6 percent of women who had three or more out-of-wedlock births had one or more abortions as well.
- 12.8 percent of women who had no out-of-wedlock births had one or more abortions.

Number of in-Wedlock [With out-of-Wedlock Only] Births among Women Who Had One or More Abortions, If Ever Given Birth

NSFG, Female Respondents, 2006-2010; Scott Talkington, PhD; MARRI



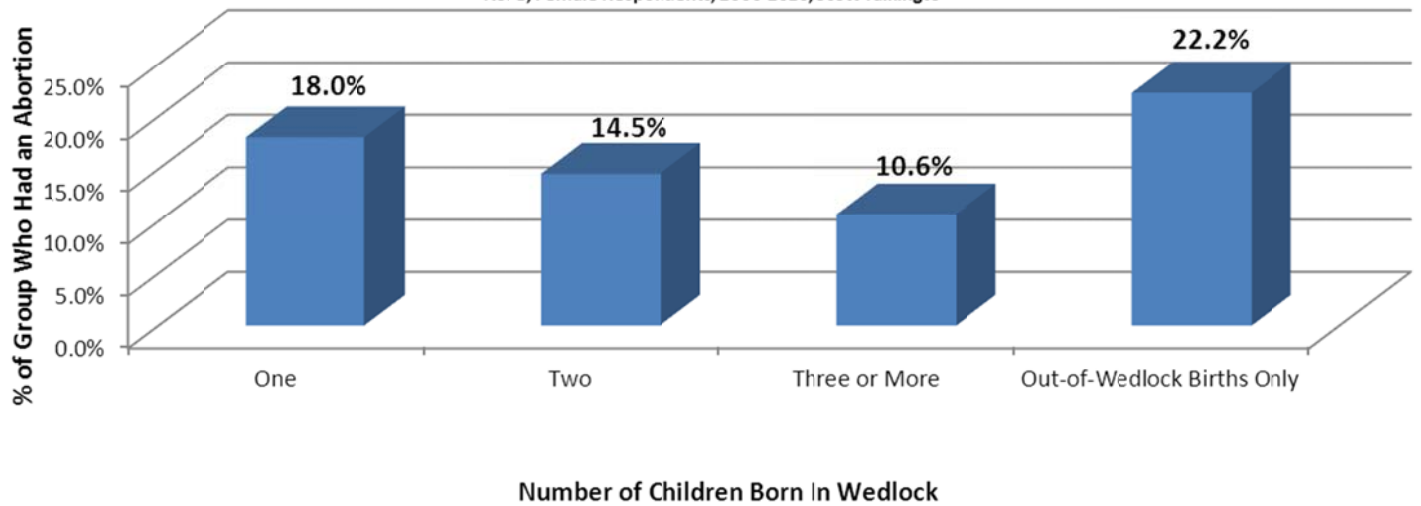
Population: Women aged 15 to 44 who have ever given birth and had one or more abortions.

Measured: Distribution by the number of in-wedlock births.

- 42.1 percent of women who had one or more abortions and have ever given birth had no in-wedlock births.
- 24.3 percent of women who had one or more abortions and have ever given birth had one in-wedlock birth.
- 23 percent of women who had one or more abortions and have ever given birth had two in-wedlock births.
- 10.6 percent of women who had one or more abortions and have ever given birth had three or more in-wedlock births.

**By Number of in-Wedlock [With out-of-Wedlock Only]
Births: Percent of Women Who Had One or More Abortions
(As a Percent of Women with the Same Number of Children Born In-Wedlock
Who Have Ever Given Birth)**

NSFG, Female Respondents, 2006-2010; Scott Talkingto



Population: Women aged 15 to 44 who have ever given birth.

Sub-Populations: Number of in-wedlock births.

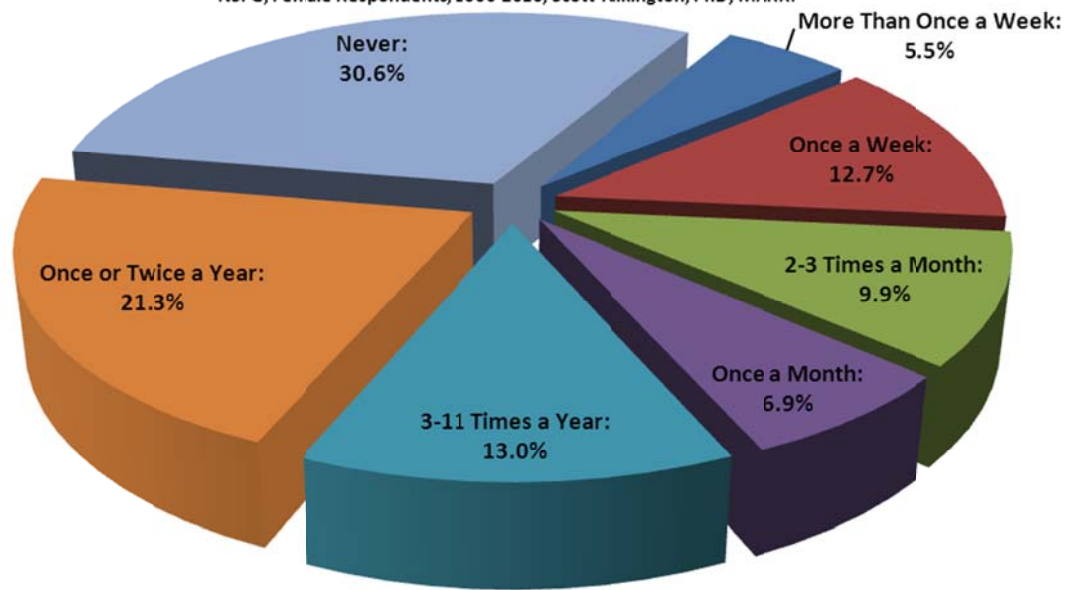
Measured: The percent within each sub-population who had one or more abortions.

- 18 percent of women who had one in-wedlock birth had one or more abortions.
- 14.5 percent of women who had two in-wedlock births had one or more abortions.
- 10.6 percent of women who had three or more in-wedlock births had one or more abortions.
- 22.2 percent of women who had only out-of-wedlock births had one or more abortions.

Religious Practice

Current Religious Service Attendance among Women Who Had One or More Abortions

NSFG, Female Respondents, 2006-2010; Scott Talkington, PhD; MARRI



Population: Women aged 15 to 44 who had one or more abortions.

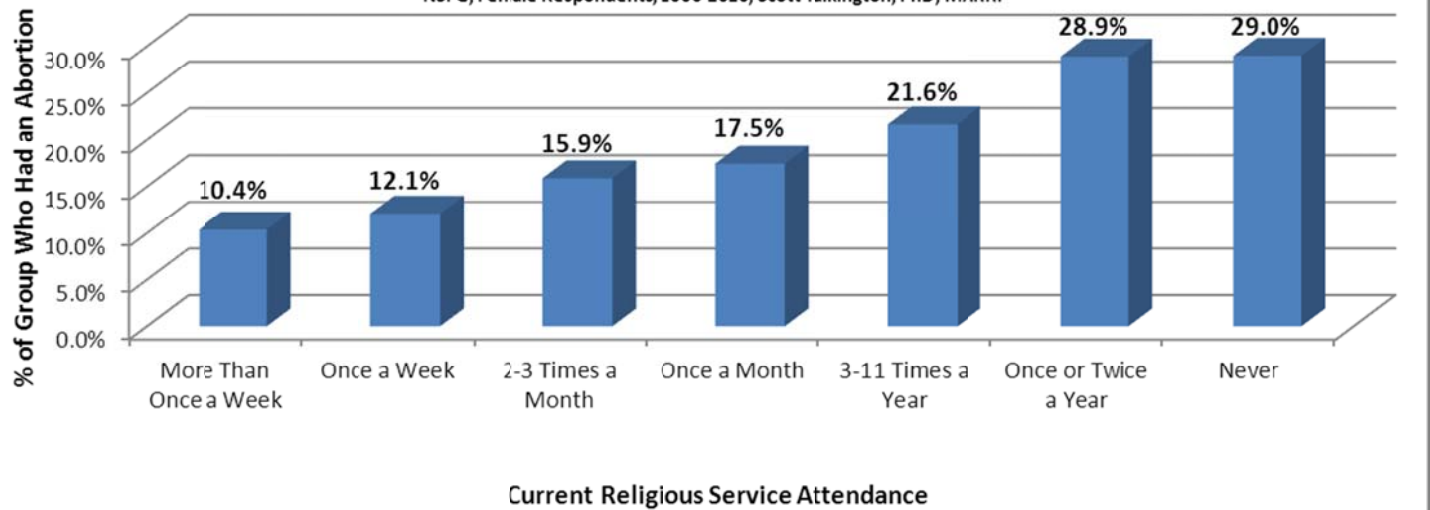
Measured: Distribution by current religious service attendance.

- 5.5 percent of women who had one or more abortions attend religious services more than once a week.
- 12.7 percent of women who had one or more abortions attend religious services once a week.
- 9.9 percent of women who had one or more abortions attend religious services two to three times a month.
- 6.9 percent of women who had one or more abortions attend religious services once a month.
- 13 percent of women who had one or more abortions attend religious services three to 11 times a year.
- 21.3 percent of women who had one or more abortions attend religious services once or twice a year.
- 30.6 percent of women who had one or more abortions never attend religious services.

By Current Religious Service Attendance: Percent of Women Who Had One or More Abortions

(As a Percent of Women of the Same Current Religious Service Attendance Who Have Ever Been Pregnant)

NSFG, Female Respondents, 2006-2010; Scott Talkington, PhD; MARRI



Population: Women aged 15 to 44 who have ever been pregnant.

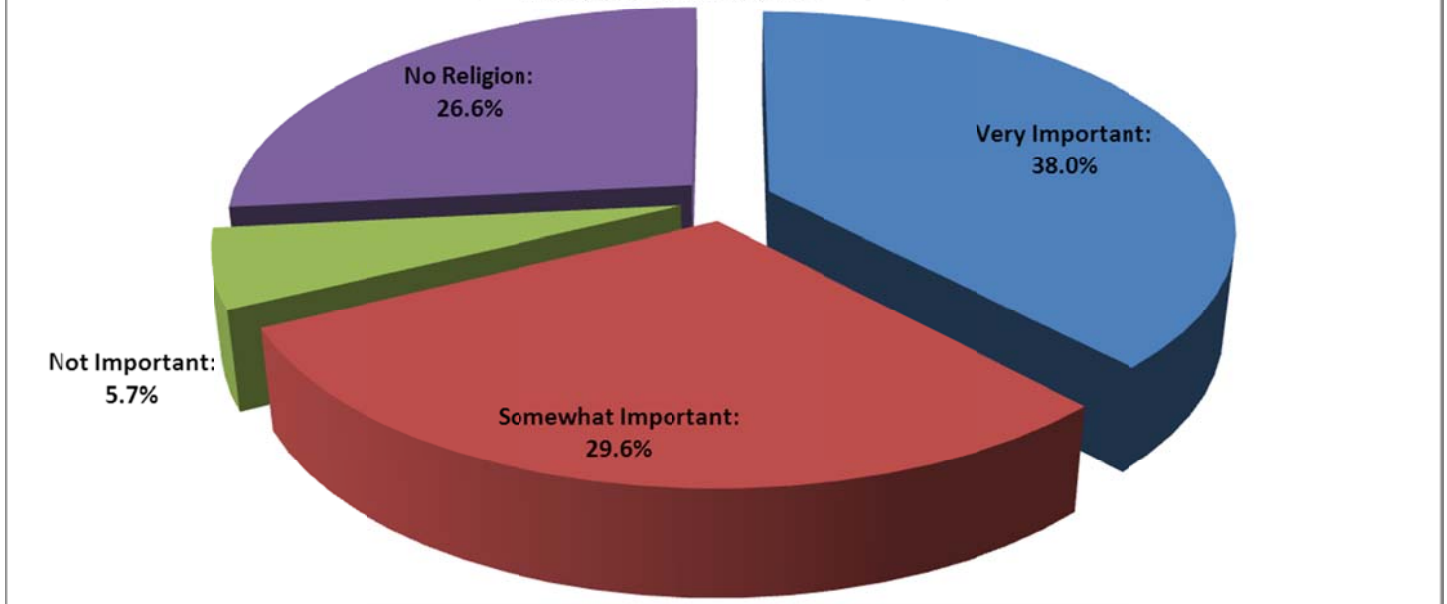
Sub-Populations: Current religious service attendance.

Measured: The percent within each sub-population who had one or more abortions.

- 10.4 percent of women who attend religious services more than once a week and have ever been pregnant had one or more abortions.
- 12.1 percent of women who attend religious services once a week and have ever been pregnant had one or more abortions.
- 15.9 percent of women who attend religious services two to three times a month and have ever been pregnant had one or more abortions.
- 17.5 percent of women who attend religious services once a month and have ever been pregnant had one or more abortions.
- 21.6 percent of women who attend religious services three to eleven times a year and have ever been pregnant had one or more abortions.
- 28.9 percent of women who attend religious services once or twice a year and have ever been pregnant had one or more abortions.
- 29 percent of women who never attend religious services and have ever been pregnant had one or more abortions.

Current Importance of Religion in Daily Life among Women Who Had One or More Abortions

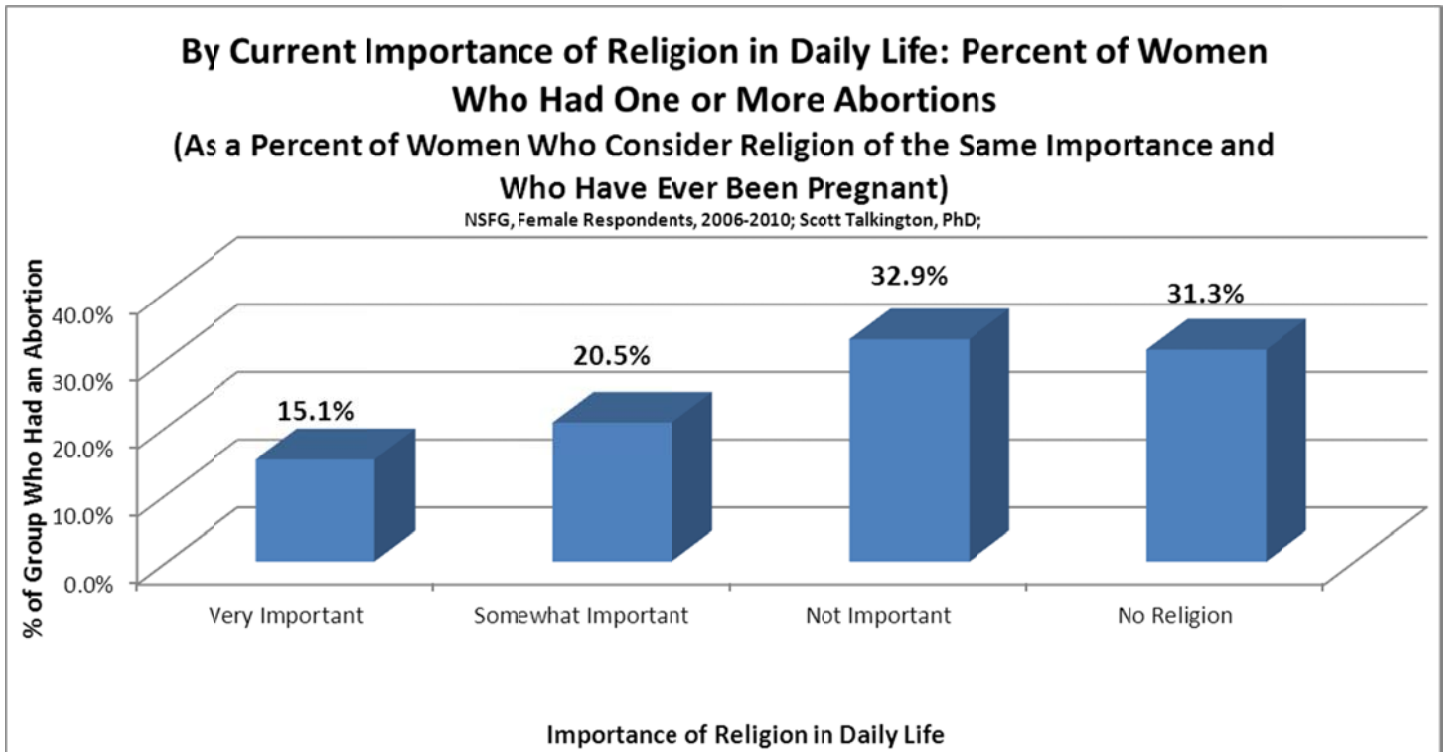
NSFG, Female Respondents, 2006-2010; Scott Talkington, PhD; MARRI



Population: Women aged 15 to 44 who had one or more abortions.

Measured: Distribution by the importance of religion in their daily life.

- 38 percent of women who had one or more abortions consider religion very important in their daily life.
- 29.6 percent of women who had one or more abortions consider religion somewhat important in their daily life.
- 5.7 percent of women who had one or more abortions consider religion not important in their daily life.
- 26.6 percent of women who had one or more abortions have no religion.



Population: Women aged 15 to 44 who have ever been pregnant.

Sub-Populations: Importance of religion in daily life.

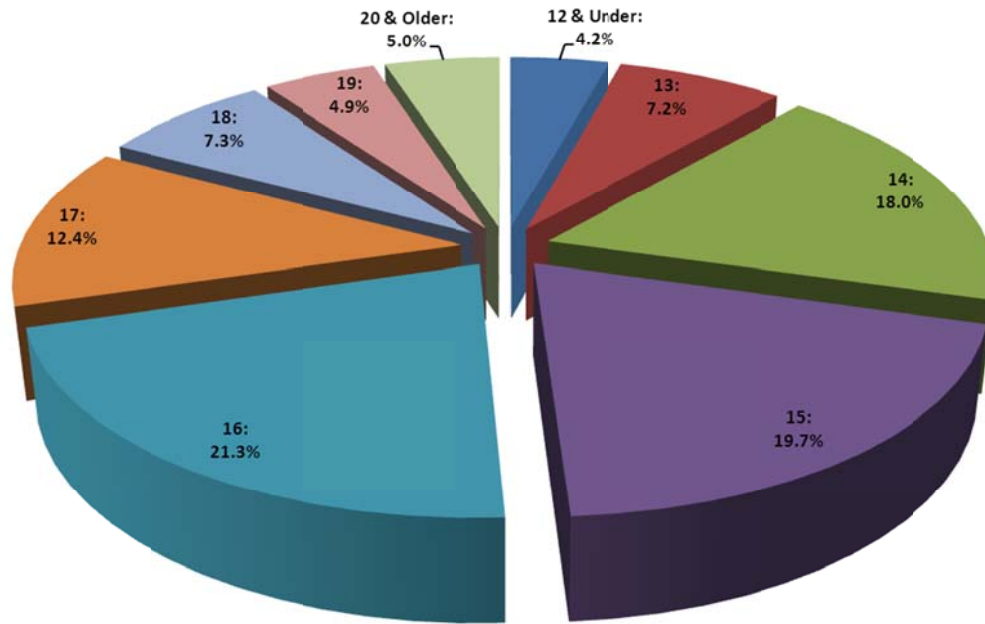
Measured: Percent of women within each sub-population who had one or more abortions.

- 15.1 percent of women who consider religion very important in daily life had one or more abortions.
- 20.5 percent of women who consider religion somewhat important in daily life had one or more abortions.
- 32.9 percent of women who consider religion unimportant in daily life had one or more abortions.
- 31.3 percent of women who have no religion had one or more abortions.

Sexual Activity

Age at First Intercourse among Women Who Had One or More Abortions

NSFG, Female Respondents, 2006-2010; Scott Tallington, PhD; MARRI



Population: Women aged 15 to 44 who had one or more abortions.

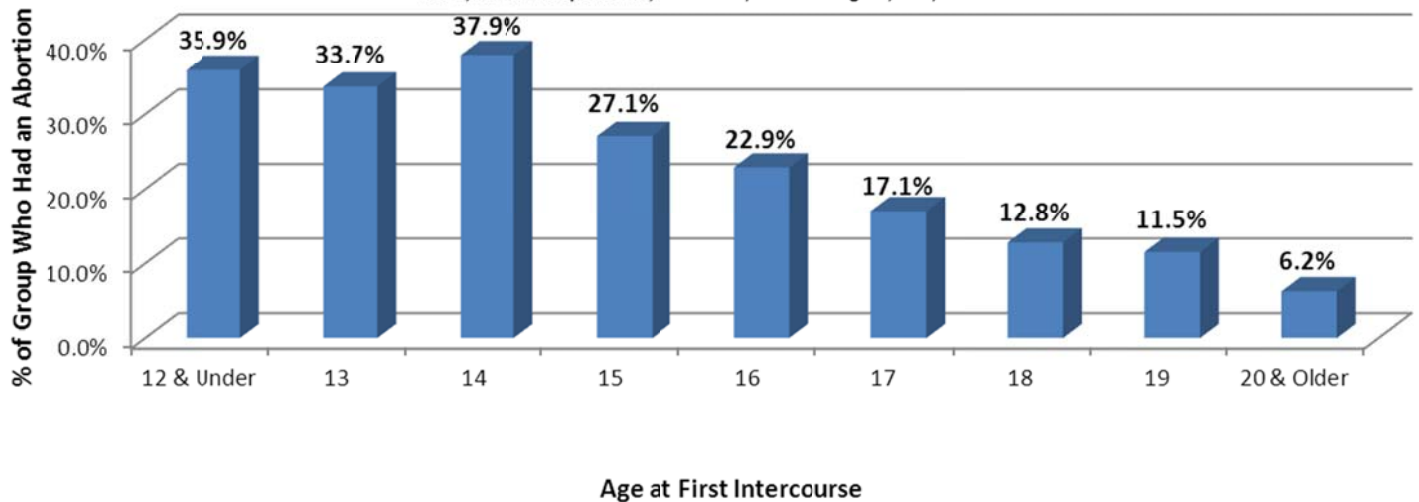
Measured: Distribution by age at first intercourse.

- 4.2 percent of women who had one or more abortions first had intercourse at 12 or younger.
- 7.2 percent of women who had one or more abortions first had intercourse at 13.
- 18 percent of women who had one or more abortions first had intercourse at 14.
- 19.7 percent of women who had one or more abortions first had intercourse at 15.
- 21.3 percent of women who had one or more abortions first had intercourse at 16.
- 12.4 percent of women who had one or more abortions first had intercourse at 17.
- 7.3 percent of women who had one or more abortions first had intercourse at 18.
- 4.9 percent of women who had one or more abortions first had intercourse at 19.
- 5.0 percent of women who had one or more abortions first had intercourse at 20 or older.

By Age at First Intercourse: Percent of Women Who Had One or More Abortions

(As a Percent of Women Who First Had Intercourse at the Same Age and Have Ever Been Pregnant)

NSFG, Female Respondents, 2006-2010; Scott Talkington, PhD; MARRI



Population: Women aged 15 to 44 who have ever been pregnant.

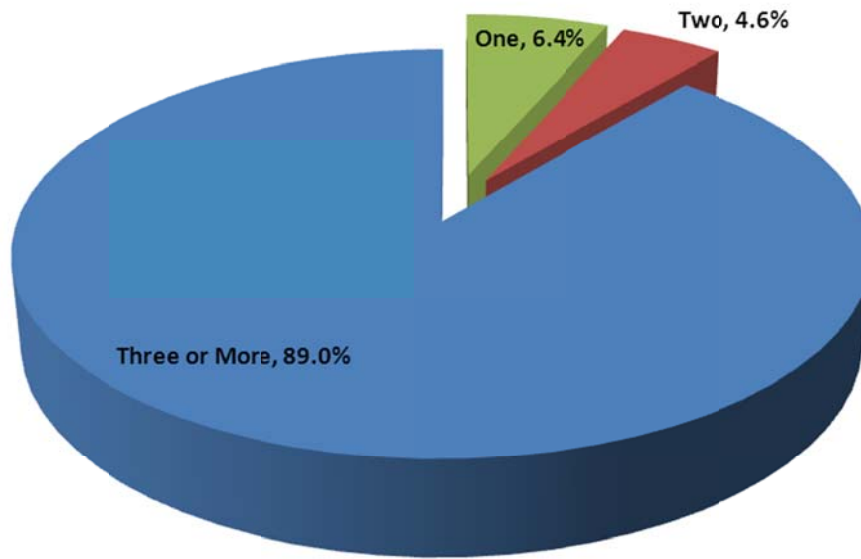
Sub-Populations: Age at first intercourse.

Measured: The percent within each sub-population who had one or more abortions.

- 35.9 percent of women who first had intercourse at 12 or younger and have ever been pregnant had one or more abortions.
- 33.7 percent of women who first had intercourse at 13 and have ever been pregnant had one or more abortions.
- 37.9 percent of women who first had intercourse at 14 and have ever been pregnant had one or more abortions.
- 27.1 percent of women who first had intercourse at 15 and have ever been pregnant had one or more abortions.
- 22.9 percent of women who first had intercourse at 16 and have ever been pregnant had one or more abortions.
- 17.1 percent of women who first had intercourse at 17 and have ever been pregnant had one or more abortions.
- 12.8 percent of women who first had intercourse at 18 and have ever been pregnant had one or more abortions.
- 11.5 percent of women who first had intercourse at 19 and have ever been pregnant had one or more abortions.
- 6.2 percent of women who first had intercourse at 20 or older and have ever been pregnant had one or more abortions.

Lifetime Total Number of Male Sexual Partners among Women Who Had One or More Abortions

NSFG, Female Respondents, 2006-2010; Scott Talkington, PhD; MARRI



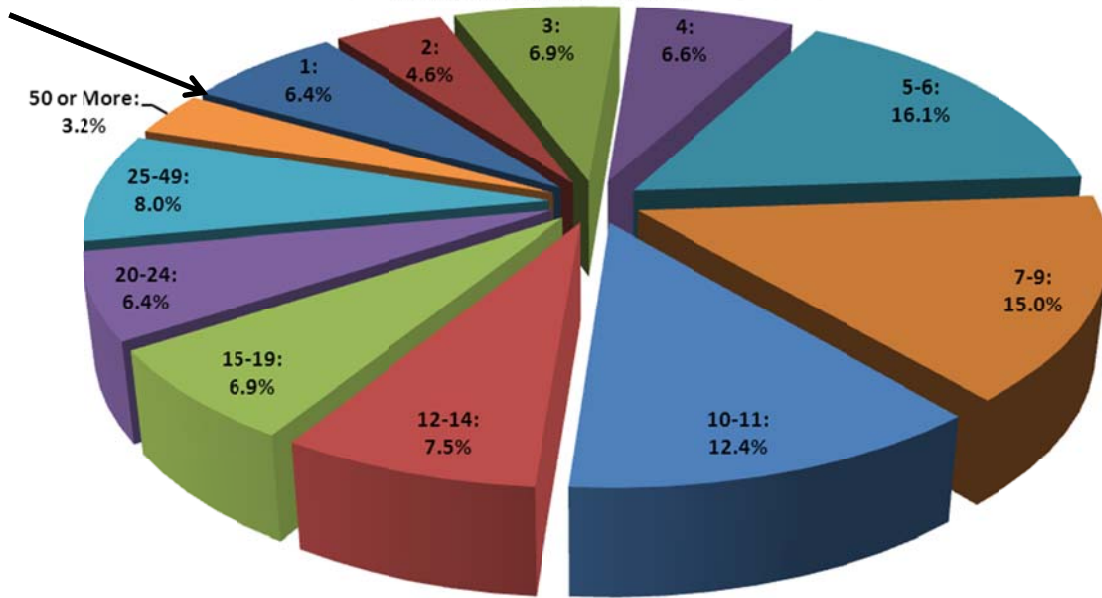
Population: Women aged 15-44 who ever had an abortion.

Measured: Distribution by number of lifetime partners.

- 6.4 percent of women who have had an abortion have had one lifetime male sexual partner.
- 4.6 percent of women who have had an abortion have had two lifetime male sexual partners.
- 89 percent of women who have had an abortion have had three or more lifetime male sexual partners.

Lifetime Total Number of Male Sexual Partners among Women Who Had One or More Abortions

NSFG, Female Respondents, 2006-2010; Scott Talkington, PhD; MARRI



Population: Women aged 15 to 44 who had one or more abortions.

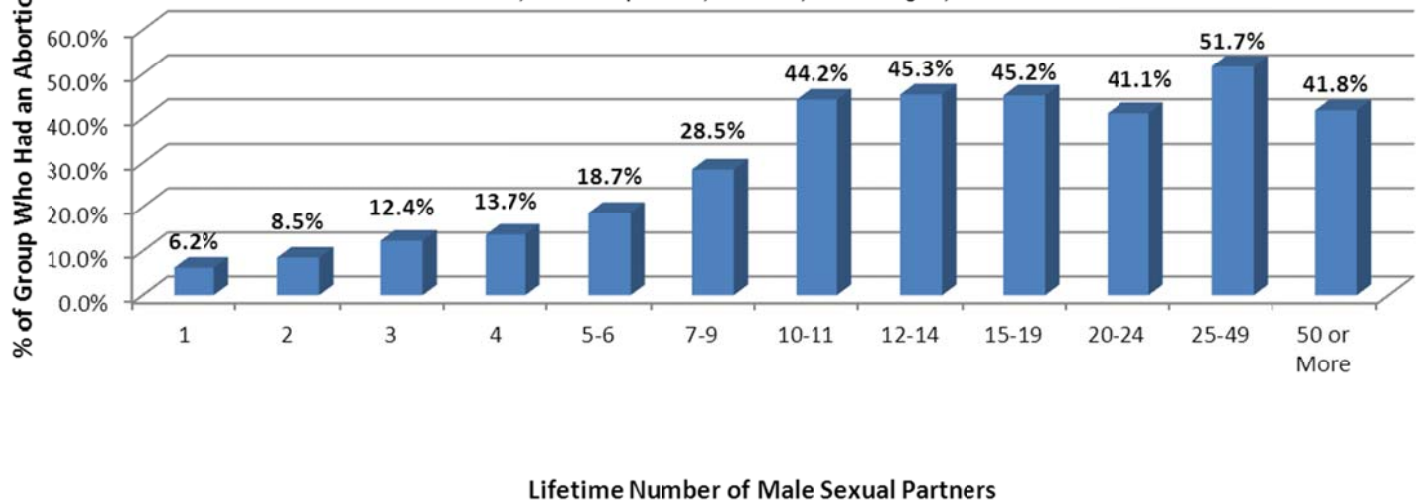
Measured: Distribution by lifetime number of male sexual partners.

- 6.4 percent of women who had one or more abortions have had one male sexual partner.
- 4.6 percent of women who had one or more abortions have had two male sexual partners.
- 6.9 percent of women who had one or more abortions have had three male sexual partners.
- 6.6 percent of women who had one or more abortions have had four male sexual partners.
- 16.1 percent of women who had one or more abortions have had five or six male sexual partners.
- 15 percent of women who had one or more abortions have had seven to nine male sexual partners.
- 12.4 percent of women who had one or more abortions have had 10 or 11 male sexual partners.
- 7.5 percent of women who had one or more abortions have had 12 to 14 male sexual partners.
- 6.9 percent of women who had one or more abortions have had 15 to 19 male sexual partners.
- 6.4 percent of women who had one or more abortions have had 20 to 24 male sexual partners.
- 8 percent of women who had one or more abortions have had 25 to 49 male sexual partners.
- 3.2 percent of women who had one or more abortions have had 50 or more male sexual partners.

By Lifetime Total Number of Male Sexual Partners: Percent of Women Who Had One or More Abortions

(As a Percent of Women with the Same Number of Lifetime Male Sexual Partners Who Have Ever Been Pregnant)

NSFG, Female Respondents, 2006-2010; Scott Talkington,



Population: Women aged 15 to 44 who have ever been pregnant.

Sub-Populations: Lifetime total number of male sexual partners.

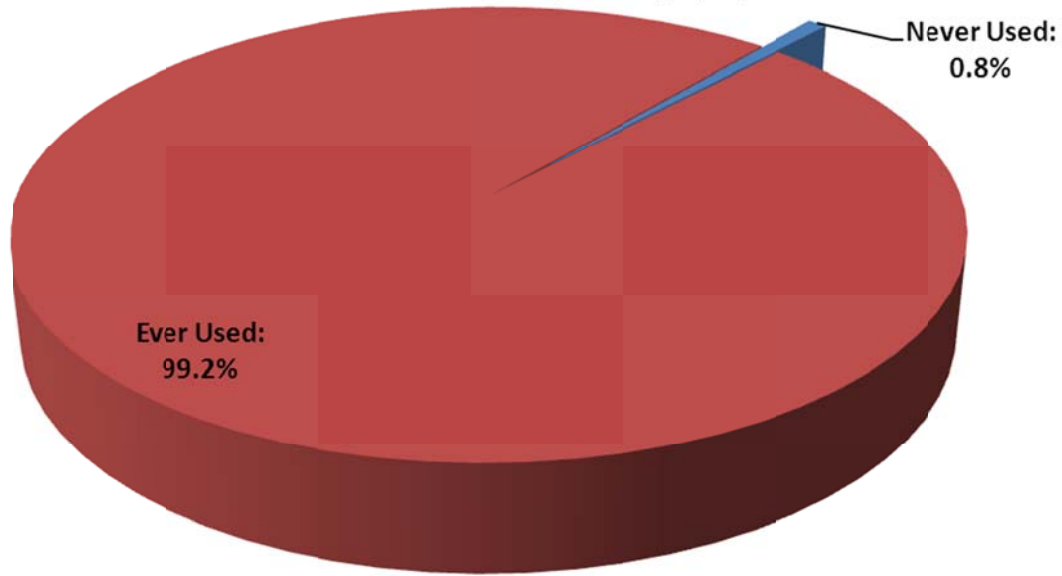
Measured: The percent within each sub-population who had one or more abortions.

- 6.2 percent of women who have had one male sexual partner and have ever been pregnant had one or more abortions.
- 8.5 percent of women who have had two male sexual partners and have ever been pregnant had one or more abortions.
- 12.4 percent of women who have had three male sexual partners and have ever been pregnant had one or more abortions.
- 13.7 percent of women who have had four male sexual partners and have ever been pregnant had one or more abortions.
- 18.7 percent of women who have had five or six male sexual partners and have ever been pregnant had one or more abortions.
- 28.5 percent of women who have had seven to nine male sexual partners and have ever been pregnant had one or more abortions.
- 44.2 percent of women who have had 10 or 11 male sexual partners and have ever been pregnant had one or more abortions.
- 45.3 percent of women who have had 12 to 14 male sexual partners and have ever been pregnant had one or more abortions.
- 45.2 percent of women who have had 15 to 19 male sexual partners and have ever been pregnant had one or more abortions.
- 41.1 percent of women who have had 20 to 24 male sexual partners and have ever been pregnant had one or more abortions.
- 51.7 percent of women who have had 25 to 49 male sexual partners and have ever been pregnant had one or more abortions.
- 41.8 percent of women who have had 50 or more male sexual partners and have ever been pregnant had one or more abortions.

Contraception Use

Contraception Use among Women Who Had One or More Abortions

NSFG, Female Respondents, 2006-2010; Scott Talkington, PhD; MARRI



Population: Women aged 15 to 44 who had one or more abortions.

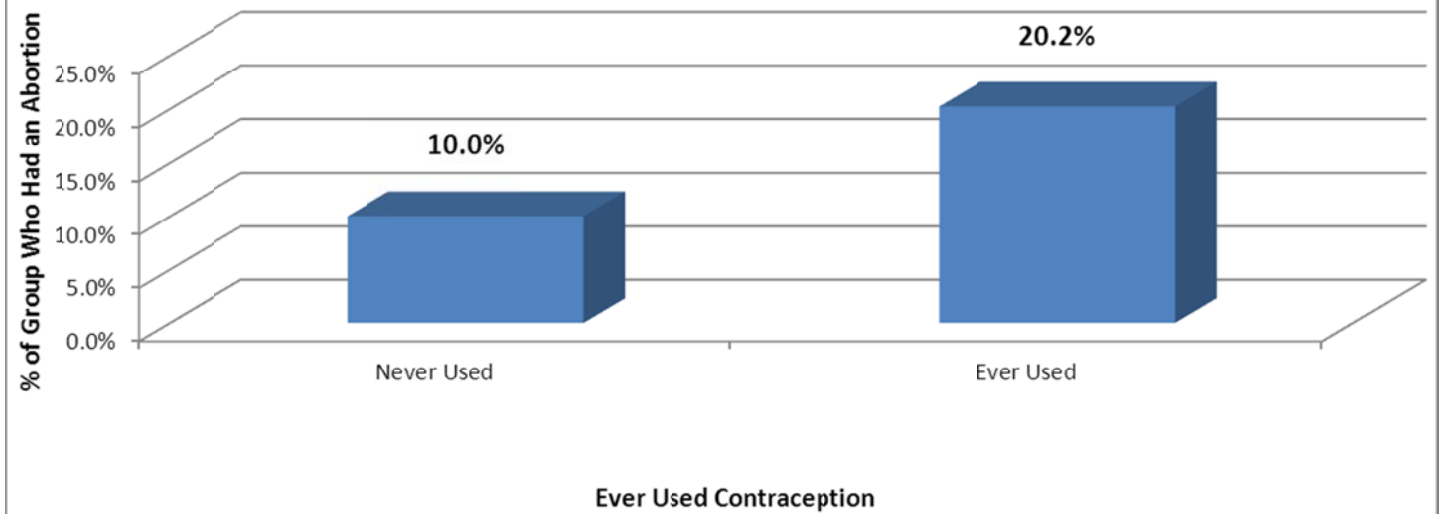
Measured: Distribution by contraception use.

- 0.8 percent of women who had one or more abortions have never used contraception.
- 99.2 percent of women who had one or more abortions have used contraception.

By Contraception Use: Percent of Women Who Had One or More Abortions

(As a Percent of Women of Similar Use Who Have Ever Been Pregnant)

NSFG, Female Respondents, 2006-2010; Scott Talkington, PhD; MARRI



Population: Women aged 15 to 44 who have ever been pregnant.

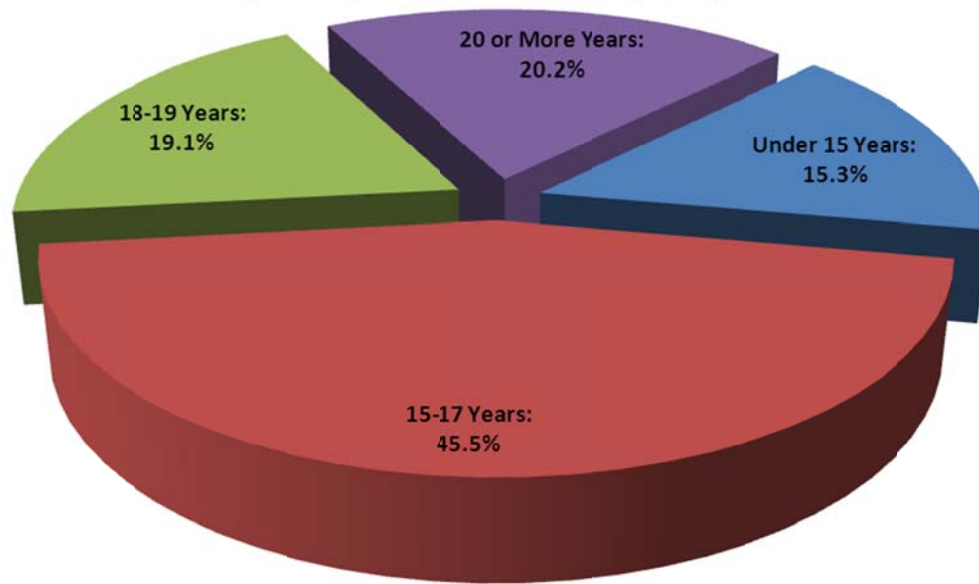
Sub-Populations: Contraceptive use and non-use.

Measured: The percent within each sub-population who had one or more abortions.

- 10 percent of women who have never used contraception had one or more abortions.
- 20.2 percent of women who have ever used contraception had one or more abortions.

Age at First Use of Birth Control among Women Who Have Ever Used Birth Control and Have Ever Been Pregnant

NSFG, Female Respondents, 2006-2010; Scott Talkington, PhD; MARRI



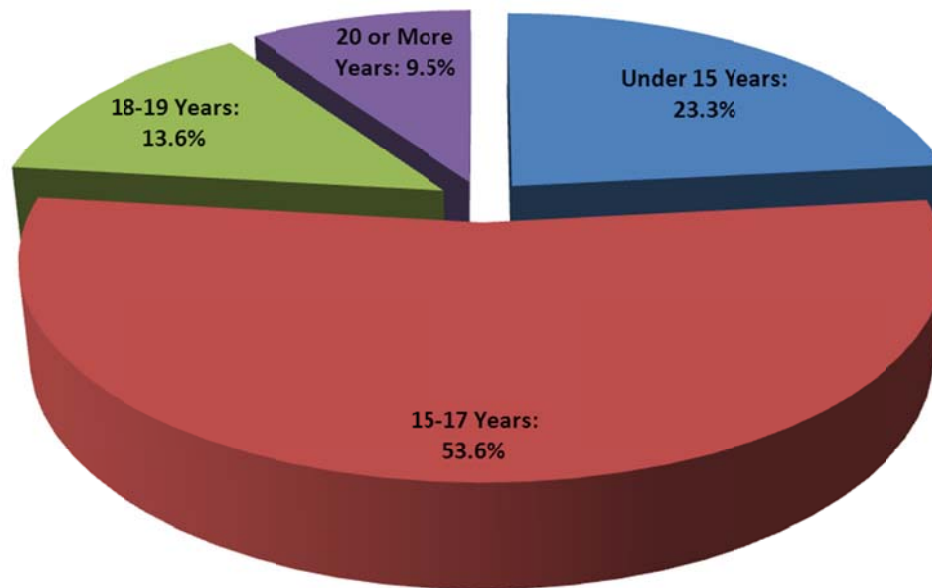
Population: Women aged 15 to 44 who have ever used birth control and have ever been pregnant.

Measured: Distribution by age at first use of birth control.

- 15.3 percent of women who have used birth control and have ever been pregnant first used birth control when less than 15 years old.
- 45.5 percent of women who have used birth control and have ever been pregnant first used birth control when 15 to 17 years old.
- 19.1 percent of women who have used birth control and have ever been pregnant first used birth control when 18 or 19 years old.
- 20.2 percent of women who have used birth control and have ever been pregnant first used birth control when 20 years old or older.

Age at First Use of Birth Control among Women Who Have Ever Used Birth Control and Who Had One or More Abortions

NSFG, Female Respondents, 2006-2010; Scott Talkington, PhD; MARRI



Population: Women aged 15 to 44 who have ever used birth control and had one or more abortions.

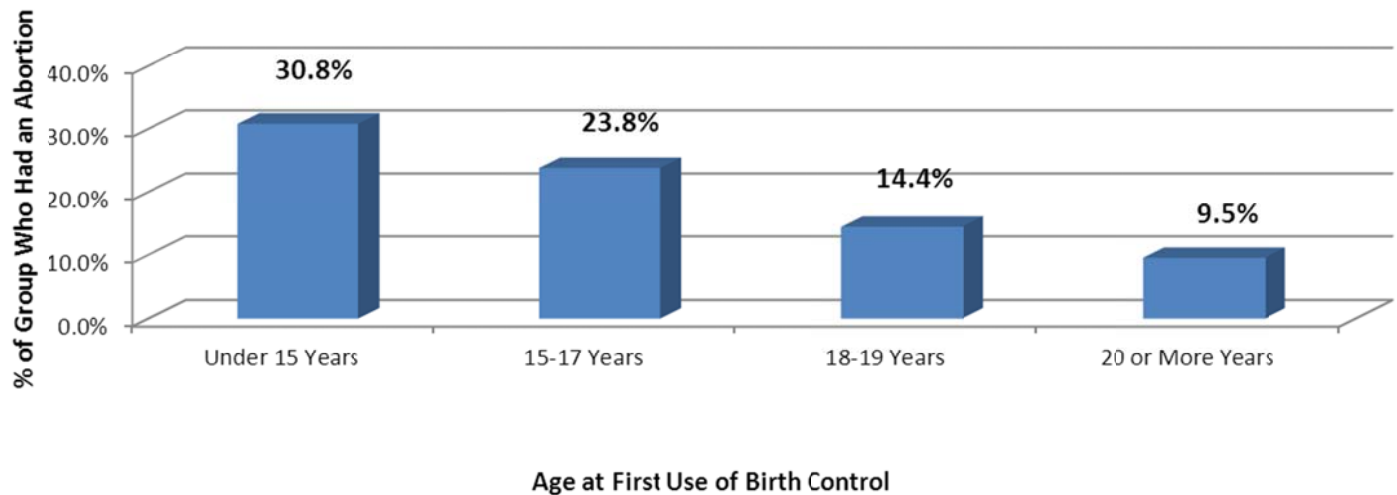
Measured: Distribution by age at first use of birth control.

- 23.3 percent of women who had one or more abortions first used birth control when less than 15 years old.
- 53.6 percent of women who had one or more abortions first used birth control when 15 to 17 years old.
- 13.6 percent of women who had one or more abortions first used birth control when 18 or 19 years old.
- 9.5 percent of women who had one or more abortions first used birth control when 20 years old or older.

By Age at First Use of Birth Control: Percent of Women Who Had One or More Abortions

(As a Percent of Women Who First Used Birth Control at the Same Age and Have Ever Been Pregnant)

NSFG, Female Respondents, 2006-2010; Scott Talkington, PhD; MARRI



Population: Women aged 15 to 44 who have ever used birth control and have ever been pregnant.

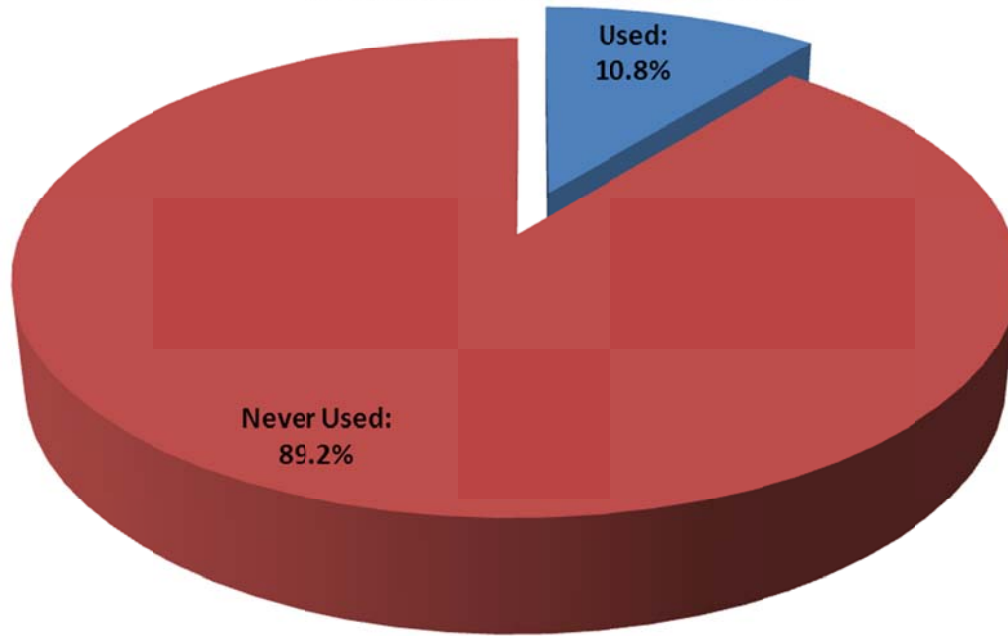
Sub-Populations: Age at first use of birth control.

Measured: The percent within each sub-population who had one or more abortions.

- 30.8 percent of women who first used birth control when less than 15 years old and who have ever been pregnant had one or more abortions.
- 23.8 percent of women who first used birth control when 15 to 17 years old and who have ever been pregnant had one or more abortions.
- 14.4 percent of women who first used birth control when 18 or 19 years old and who have ever been pregnant had one or more abortions.
- 9.5 percent of women who first used birth control when 20 years old or older and who have ever been pregnant had one or more abortions.

Emergency "Contraception" Use

NSFG, Female Respondents, 2006-2010; Scott Talkington, PhD; MARRI



Population: Women aged 15 to 44.

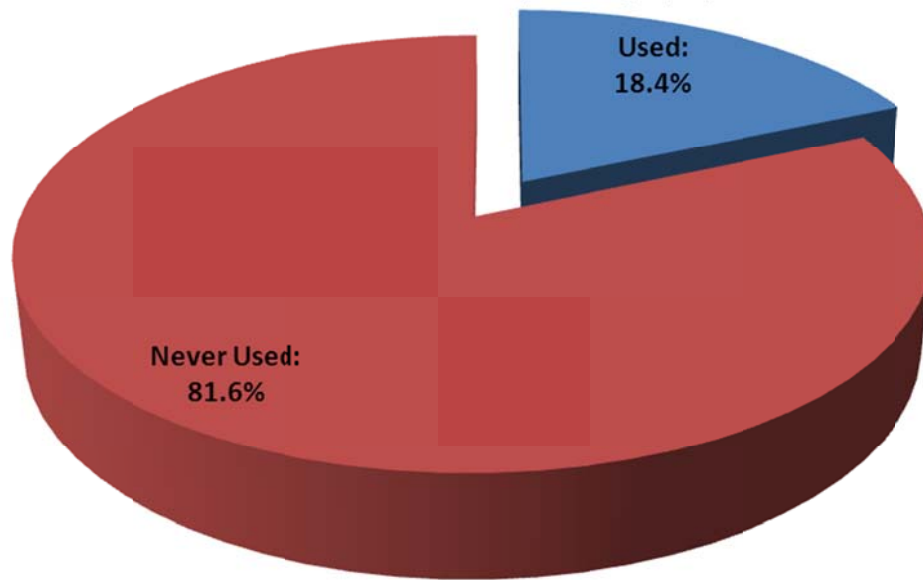
Measured: Distribution by use of emergency "contraception."²

- 89.2 percent of women have never used emergency "contraception."
- 10.8 percent of women have used emergency "contraception."

² Note that we have added quotation marks around the word "contraception" as it is used in the phrase "emergency contraception" (pages 65-67). We have done so to indicate that, in fact, what is commonly called emergency contraception may not only prevent ovulation or fertilization but may also have "post-fertilization effects" (i.e., inhibit the implantation of a zygote in the uterine wall) that prevent the survival of the new human being. See James Trussell and Elizabeth G. Raymond, "Emergency Contraception: A Last Chance to Prevent Unintended Pregnancy," 7. <http://ec.princeton.edu/questions/EC-Review.pdf> (accessed July 12, 2013).

Emergency "Contraception" Use among Women Who Had One or More Abortions

NSFG, Female Respondents, 2006-2010; Scott Talkington, PhD; MARRI



Population: Women aged 15 to 44 who had one or more abortions.

Measured: Distribution by use of emergency "contraception."³

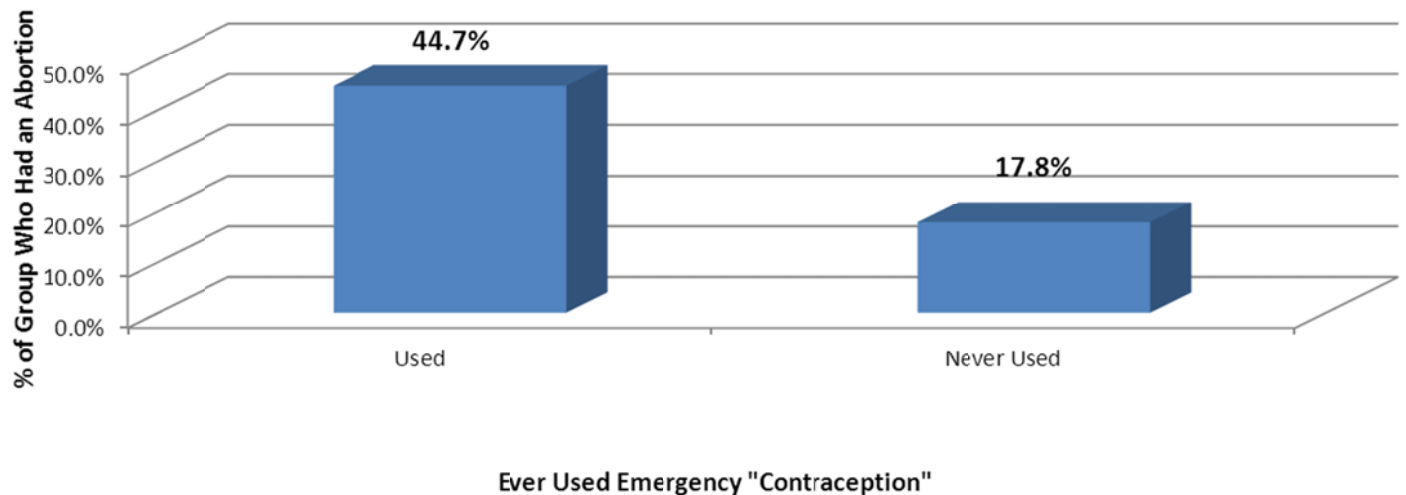
- 81.6 percent of women who had one or more abortions have never used emergency "contraception."
- 18.4 percent of women who had one or more abortions have used emergency "contraception."

³ Note that we have added quotation marks around the word "contraception" as it is used in the phrase "emergency contraception" (pages 65-67). We have done so to indicate that, in fact, what is commonly called emergency contraception may not only prevent ovulation or fertilization but may also have "post-fertilization effects" (i.e., inhibit the implantation of a zygote in the uterine wall) that prevent the survival of the new human being. See James Trussell and Elizabeth G. Raymond, "Emergency Contraception: A Last Chance to Prevent Unintended Pregnancy," 7. <http://ec.princeton.edu/questions/EC-Review.pdf> (accessed July 12, 2013).

By Emergency "Contraception" Use: Percent of Women Who Had One or More Abortions

(As a Percent of Women of Similar Use Who Have Ever Been Pregnant)

NSFG, Female Respondents, 2006-2010; Scott Talkington, PhD; MARRI



Population: Women aged 15 to 44 who have ever been pregnant.

Sub-Populations: Emergency "contraception"⁴ use or non-use.

Measured: The percent within each sub-population who had one or more abortions.

- 44.7 percent of women who have used emergency "contraception" and have ever been pregnant had one or more abortions.
- 17.8 percent of women who have never used emergency "contraception" and have ever been pregnant had one or more abortions.

⁴ Note that we have added quotation marks around the word "contraception" as it is used in the phrase "emergency contraception" (pages 65-67). We have done so to indicate that, in fact, what is commonly called emergency contraception may not only prevent ovulation or fertilization but may also have "post-fertilization effects" (i.e., inhibit the implantation of a zygote in the uterine wall) that prevent the survival of the new human being. See James Trussell and Elizabeth G. Raymond, "Emergency Contraception: A Last Chance to Prevent Unintended Pregnancy," 7. <http://ec.princeton.edu/questions/EC-Review.pdf> (accessed July 12, 2013).

Appendix: Notes on the National Survey of Family Growth (NSFG)

The 2006-2010 National Survey of Family Growth (NSFG) is a large national survey of over 20,000 respondents procured by National Center for Health Statistics (NCHS), which is part of the Centers for Disease Control and Prevention (CDC). The population included in this analysis is the female population aged 15 to 44, which consists of 12,279 respondents. (There is a parallel section of the survey restricted to men.) Regarding our use of the data, a few observations are in order:

This survey, like any national survey dealing with abortion, suffers from underreporting. Women may underreport past abortions for a variety of reasons. Hence, the prevalence of abortion is likely higher than represented across all measures considered here, but this is the survey best available.

A typical survey question elicits valid responses as well as non-responses and, in some cases, a response of “don’t know” or “don’t care.” This is also true of this 2006-2010 NSFG. In some surveys, a small number of responses might necessitate interpreting the results of value questions as “neutral,” in order to maintain their credibility. However, because the NSFG uses a very large sample, including oversamples (extra respondents) for some demographics, we chose to simply exclude any such “none” or “don’t know” responses from our analysis. We also excluded people for whom a given question was not relevant. For instance, we omitted those who had never engaged in sexual intercourse from questions about sexual experience, pregnancy, etc.

The other consideration that deserves mention is the employment of “weights.” Since some demographics were oversampled (to provide statistically meaningful results for some smaller demographics), rather than exclude these “oversample” respondents from analysis, we “weighted” them according to their expected frequency in the general population. The results of this adjustment for both point and significance estimates were then normalized back to the survey sample size so that frequencies and percentages would make sense to the lay reader. The weights used in all cases were those suggested by the Bureau of Labor Statistics, which compiled the survey.