



Alumni Employment Survey

Institutional Effectiveness, Research, & Planning

Fall 2012

Table of Contents

Executive Summary.....	3
Employment Status.....	4
Salary Breakdown (All Respondents).....	5
Salary Breakdown (Full-Time Employed).....	6
Industry of Employer (All Respondents).....	7
Industry of Employer (Full-Time Employed).....	8
Salary Breakdown (by Industry).....	9
Job Related to Field of Study	10
Contact About Job Opportunities	11
Appendix A: Alumni Employment Survey Form	12
Appendix B: Comments	14

Executive Summary

The purpose of the TSTC Alumni Employment Survey (AES) is to provide information on TSTC Waco graduates approximately one year after they exit TSTC. Email invitations with a link to the online survey were sent in September 2012 to 944 graduates from the 2010-2011 academic year. Responses were received from 122 graduates yielding a 13% response rate.

Of all alumni responding, 81% reported they were employed, while 14% stated that they were continuing in higher education. Of those employed, 86% were full-time, 12% were part-time, and 6% were self-employed.

Among those employed full time, 66% reported an income of at least \$2000 and 32% earned at least \$3000 per month. The industries that hired graduates at a salary above \$4000 include: Computer/Info Technology, Education, Energy, Manufacturing, and Transportation. The manufacturing industry had the highest average salary reported.

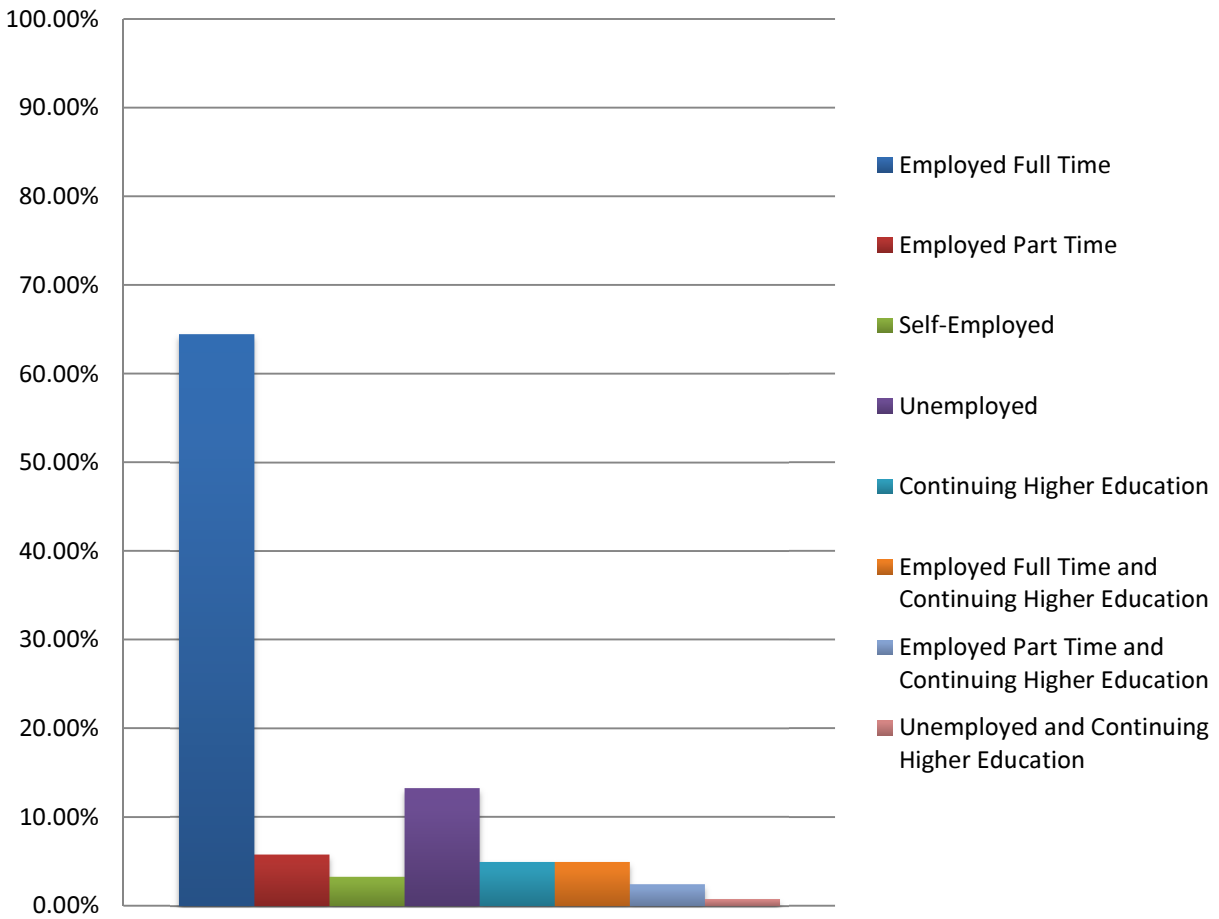
Of those who achieved full-time employment, 78% stated that their current job was related to their educational field of study. However, 57% of those employed part-time responded that their education was not related to their current job.

The survey also asked graduates if they would like to be contacted about job opportunities in their field and 85% responded in the affirmative. The list of students was shared with the Career and Placement Services Office so they could contact them about future job fairs.

The AES was used to help collect employment information on 19 graduates who were not tracked through the Texas Workforce Commission (TWC) database, which accounts for 16% of the 122 graduates responding to the survey.

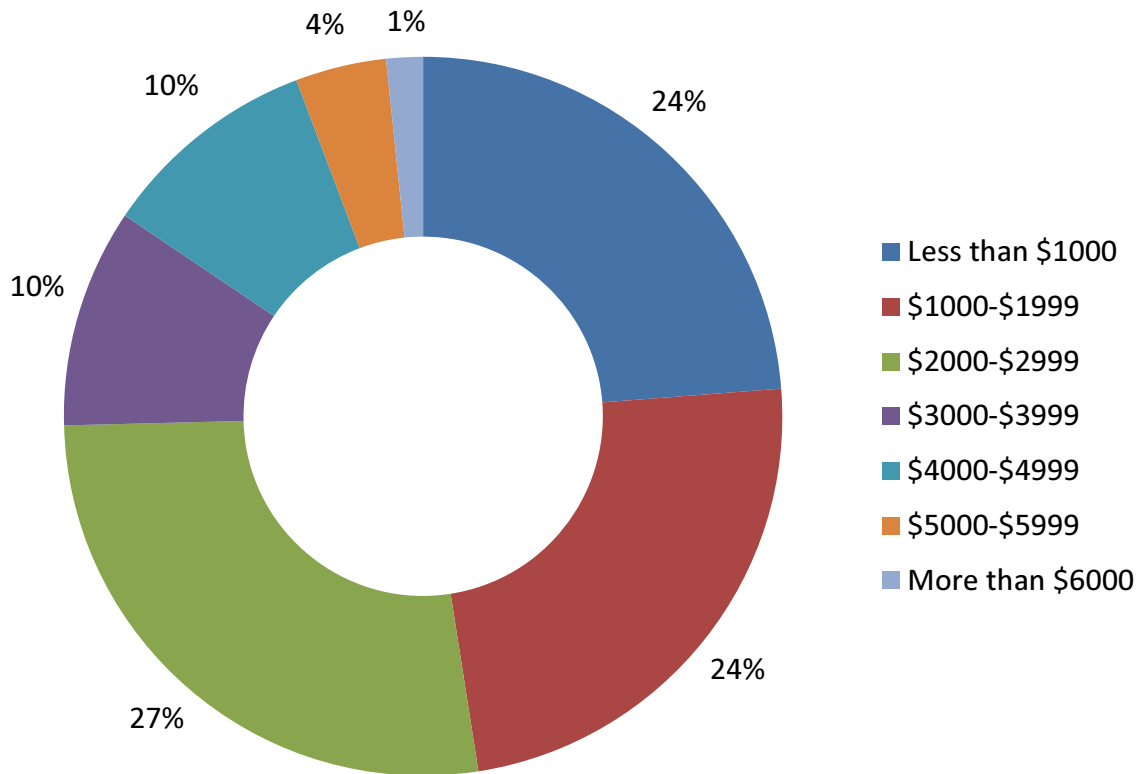
Of these 19 graduates who were not tracked by the TWC, eight reported they were currently employed in Texas (42%), four reported employment out-of-state (21%), two were self-employed (11%) and five were unemployed (26%).

Employment Status



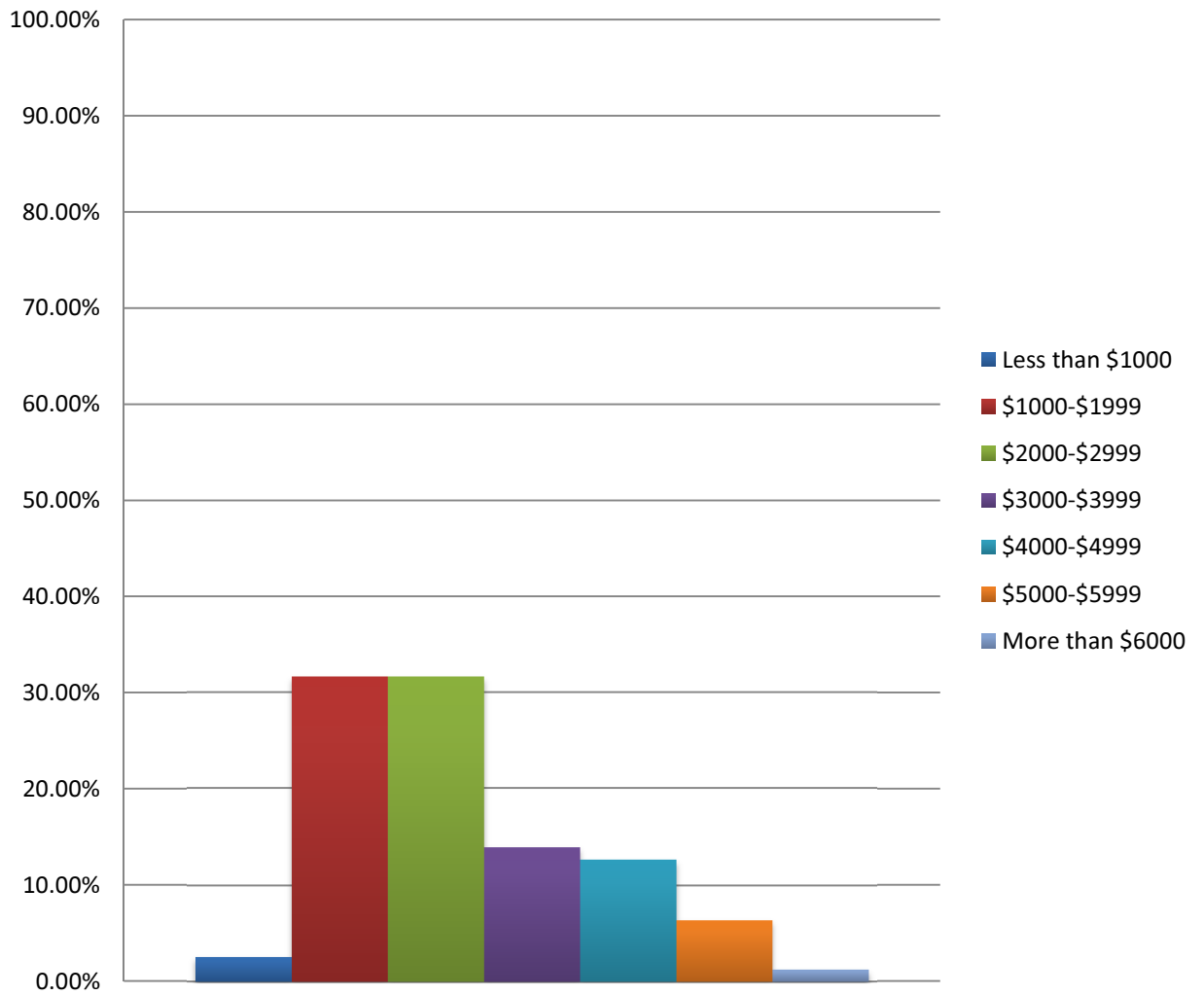
	N	%
Full Time	78	64.46%
Part Time	7	5.79%
Self-Employed	4	3.31%
Unemployed	16	13.22%
Military	0	0.00%
Continuing Higher Education	6	4.96%
Full Time & Continuing HE	6	4.96%
Part Time & Continuing HE	3	2.48%
Unemployed & Continuing HE	1	0.83%

Salary Breakdown (All Respondents)



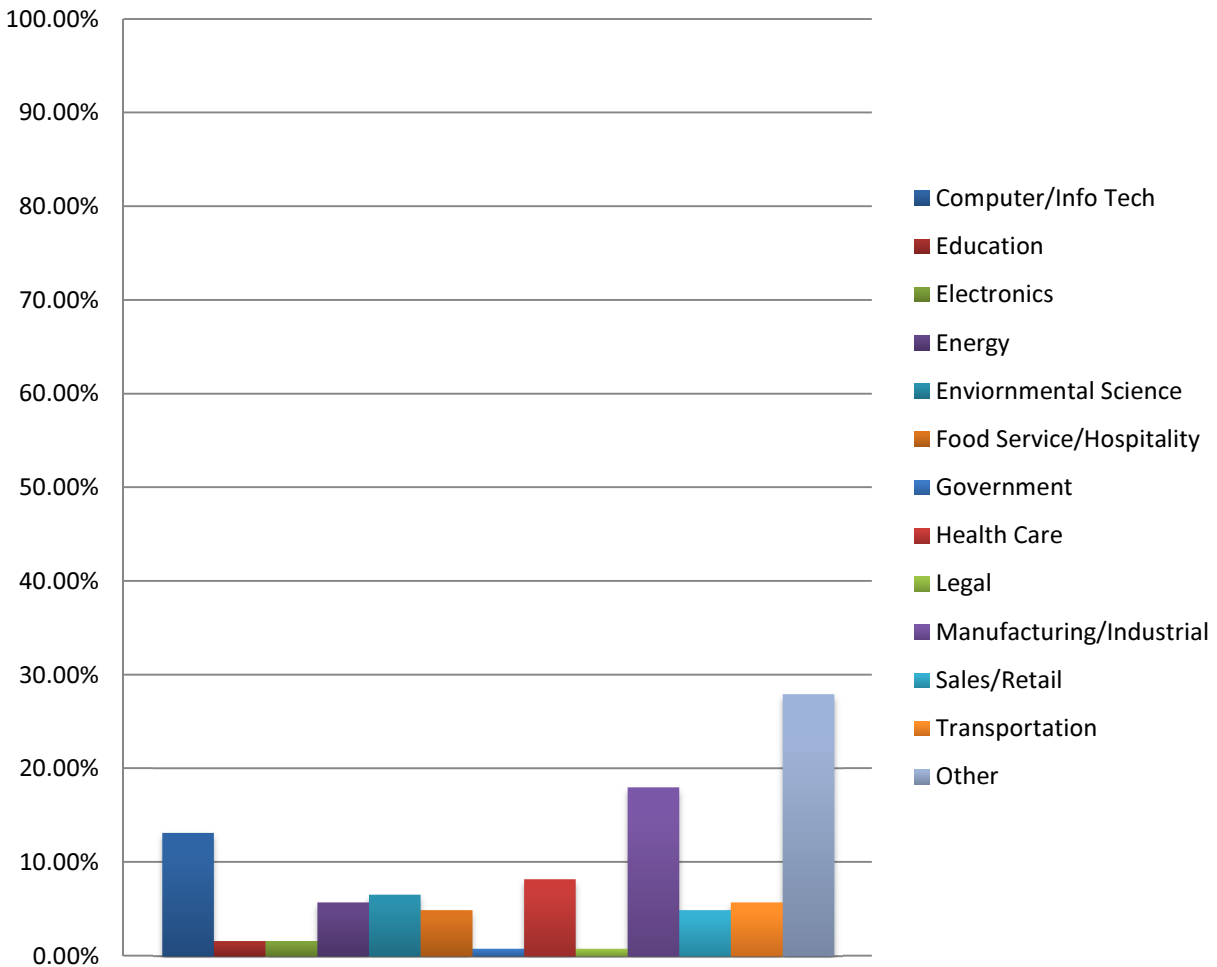
<i>Monthly Salary/Wage</i>	N	(%)
Less than \$1,000	29	23.77%
\$1,000-\$1,999	29	23.77%
\$2,000-\$2,999	33	27.05%
\$3,000-\$3,999	12	9.84%
\$4,000-\$4,999	12	9.84%
\$5,000-\$5,999	5	4.10%
More than \$6,000	2	1.64%

Salary Breakdown (Full-Time Employed)



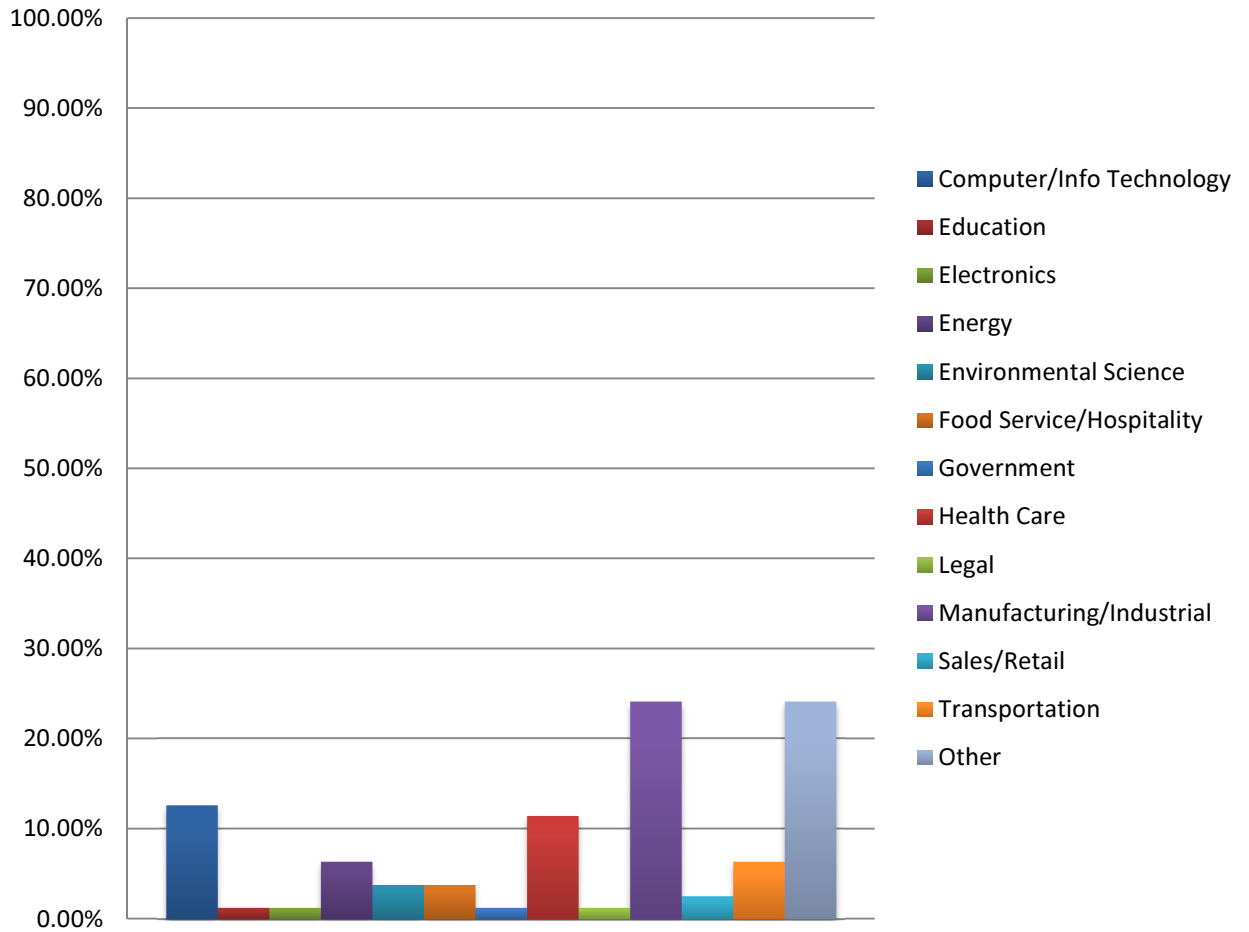
<i>Monthly Salary/Wage</i>	N	(%)
Less than \$1,000	2	2.53%
\$1,000-\$1,999	25	31.65%
\$2,000-\$2,999	25	31.65%
\$3,000-\$3,999	11	13.92%
\$4,000-\$4,999	10	12.66%
\$5,000-\$5,999	5	6.33%
More than \$6,000	1	1.27%

Industry of Employer (All Respondents)



	N	(%)
Computer/Info Technology	16	13.11%
Education	2	1.64%
Electronics	2	1.64%
Energy	7	5.74%
Environmental/Science	8	6.56%
Food Service/Hospitality	6	4.92%
Government	1	0.82%
Health Care	10	8.20%
Legal	1	0.82%
Manufacturing/Industrial	22	18.03%
Sales/Retail	6	4.92%
Transportation	7	5.74%
Other	34	27.87%

Industry of Employer (Full-Time Employed)



	N	(%)
Computer/Info Technology	10	12.66%
Education	1	1.27%
Electronics	1	1.27%
Energy	5	6.33%
Environmental/Science	3	3.80%
Food Service/Hospitality	3	3.80%
Government	1	1.27%
Health Care	9	11.39%
Legal	1	1.27%
Manufacturing/Industrial	19	24.05%
Sales/Retail	2	2.53%
Transportation	5	6.33%
Other	19	24.05%

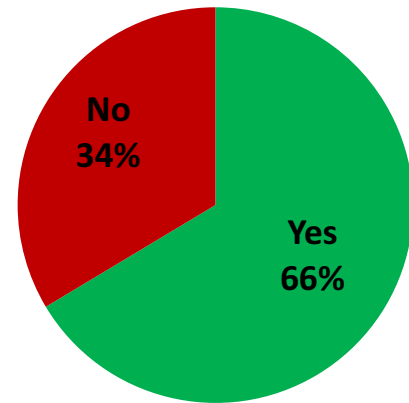
Salary Breakdown (by Industry)

Job Industry	Less than \$1000		\$1000-\$1999		\$2000-\$2999		\$3000-\$3999		\$4000-\$4999		\$5000-\$5999		More than \$6000	
	n	%	n	%	n	%	n	%	n	%	n	%	n	%
Computer/Info Tech	5	4.10%	3	2.46%	5	4.10%	1	0.82%	1	0.82%	1	0.82%	0	0.00%
Education	0	0.00%	0	0.00%	0	0.00%	1	0.82%	1	0.82%	0	0.00%	0	0.00%
Electronics	0	0.00%	0	0.00%	2	1.64%	0	0.00%	0	0.00%	0	0.00%	0	0.00%
Energy	1	0.82%	1	0.82%	0	0.00%	0	0.00%	5	4.10%	0	0.00%	0	0.00%
Environmental Science	5	4.10%	2	1.64%	1	0.82%	0	0.00%	0	0.00%	0	0.00%	0	0.00%
Food Service/Hospitality	2	1.64%	2	1.64%	1	0.82%	1	0.82%	0	0.00%	0	0.00%	0	0.00%
Government	0	0.00%	0	0.00%	1	0.82%	0	0.00%	0	0.00%	0	0.00%	0	0.00%
Health Care	0	0.00%	6	4.92%	2	1.64%	2	1.64%	0	0.00%	0	0.00%	0	0.00%
Legal	0	0.00%	1	0.82%	0	0.00%	0	0.00%	0	0.00%	0	0.00%	0	0.00%
Manufacturing/Industrial	2	1.64%	6	4.92%	6	4.92%	3	2.46%	2	1.64%	3	2.46%	0	0.00%
Sales/Retail	4	3.28%	1	0.82%	1	0.82%	0	0.00%	0	0.00%	0	0.00%	0	0.00%
Transportation	0	0.00%	2	1.64%	3	2.46%	0	0.00%	2	1.64%	0	0.00%	0	0.00%
Other	10	8.20%	5	4.10%	11	9.02%	4	3.28%	1	0.82%	1	0.82%	2	1.64%

Job Related to Field of Study

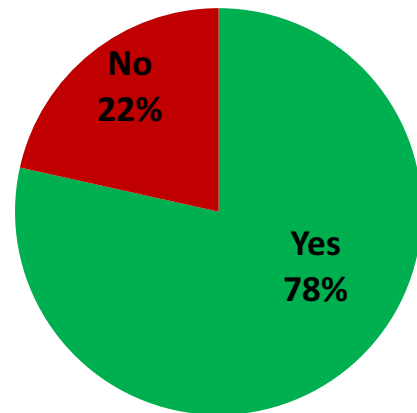
*Job related to TSTC degree/certification
(All)*

	N	(%)
Yes	81	66.39%
No	41	33.61%



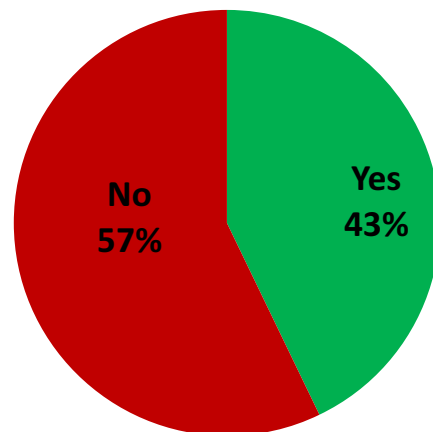
*Job related to TSTC degree/certification
(Full-time)*

	N	(%)
Yes	62	78.48%
No	17	21.25%



*Job related to TSTC degree/certification
(Part-time)*

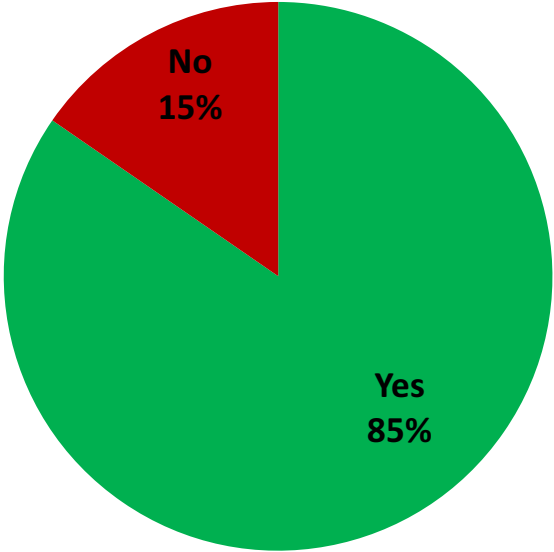
	N	(%)
Yes	3	42.86%
No	4	57.14%



Contact About Job Opportunities

Would like to be contacted about job opportunities?

	N	(%)
Yes	55	84.62%
No	10	15.38%



Appendix A: Alumni Employment Survey Form

* = Required Answer

* 1. When did you graduate?

Graduation Semester and Year

Semester

Year

* 2. Employment Status (Check all that apply)

- Employed Full Time
- Employed Part Time
- Self-Employed
- Active Military
- Unemployed
- Continuing Higher Education

3. If continuing your education, please give us the name of the Institution:

Institution

City/Town:

State:

Country:

* 4. Job Industry (Select the most applicable)

- Computer/Info Technology
- Education
- Electronics
- Energy
- Environmental/Science
- Financial
- Food Service/Hospitality
- Government
- Health Care
- Legal
- Manufacturing/Industrial
- Sales/Retail
- Transportation
- Other

* 5. Is your job related to TSTC degree/certificate

- Yes
- No

6. Current Employer

Company:

City/Town:

State:

Country:

***7. Monthly Salary/Wage (Select one)**

Less than \$1,000

\$1,000-\$1,999

\$2,000-\$2,999

\$3,000-\$3,999

\$4,000-\$4,999

\$5,000-\$5,999

More than \$6,000

8. Would you like to be contacted about job opportunities in your field?

Yes

No

9. Please update your personal information

Name:

Company:

Address:

Address 2:

City/Town:

State:

ZIP:

Country:

Email Address:

10. Additional Comments

Appendix B: Comments

- Took over 6 months to find a job in my field
- I am finished with my general courses. The Bachelors Degree program I'm in is Occupational Safety and Health with the emphasis of Fire Science.
- I will be trying to get into college again soon. This time I will do what I wanted to do and pray that will be the best thing for me. I'm thankful for TSTC to help me get where I need to be for some situations, but I think getting more education is the best for me right now.
- I have been employed as a service maintenance technician and a "helper" at an air conditioning company. I did not last more than 4 weeks with either company.
- I have chosen to be a stay at home mom for the time being, however, I will need to return to working in the future.
- Without my degree from TSTC, I would never be able to pay my way through my bachelor's degree and achieve such a high level of education.
- Architectural Drafting
- Degree in Robotics
- Would like to find work in another state.
- I cant find a Job in my career field due to employers wanting 5 or more years' experience or a BBS degree the Dept. Head Lynda Morris should have told all the students this when they enrolled at TSTC this AAS degree is of no use what so ever If I could sue TSTC for my tuition I would it was a waste of time and money!
- I have yet to find a job. I really think that the courses offered are a couple of years behind schedule.
- Thank you for this amazing opportunity to be able to have the job I have, I love my job!
- This is the worst survey I've taken. it wreaks of idiocy and resembles an attempt to obtain personal information for malicious purposes. for example: is the "Job Industry" intended for the field i graduated in or am currently working? however; if it's legit and tstc after 2 years of being graduated wants to help me find work in the IT industry in austin i would appreciate the assistance.
- I can honsetly say that TSTC Waco's Dental Assisting program is what prepared me and landed me my job in the field I chose. I appreciate all that my teachers did for me and am glad that they were there to help me learn. Thank you
- I send out resumes everyday for the past two years and no interviews from any company so far ..My degree was in EHS all that hard work and nothing ...what a waste of money.
- Graduated in 2011 with a Certification in Welding. Was hired June 2011 and was laid off in August 2012. I am seeking employment as a Welder in the Dallas/Ft. Worth area.

- The education I received in HVAC-R was a waste of my time. I had several interviews. Most would hire me as an entry level. When I mentioned my education, most told me that I would have been better off just coming off the street. The education meant nothing to them
- TSTC was a very good school to attend for the field I went into.
- Everyone wants someone with a higher degree than what TSTC has.
- Please let me know about jobs in the solar industry
- I'm proud to be part of TSTC alumni.
- I managed 2 separate restaurants, and opened a small Burger Joint of my own for a few months till the business was almost ready to close itself.
- I think it is sad when TSTC does not hire their own graduates. Especially when they are more than qualified for the job and dedicated so much time to organizations with the school while they attended it.
- Hard to find job because they say I have no experience
- I do not know about the others but I feel that I wasted my time and 20K in student loans for nothing. Wish I never went to TSTC. Should have gone to MCC instead
- Currently pursuing degree in Fire Science and working part time.